

**User Friendly CDs**

**Cessna<sup>®</sup>**

**AIRCRAFT COMPANY**

**PAWNEE DIVISION**

**Wichita, Kansas**

**Cessna 172 Parts Catalog  
Model Years 1963-1974**

**FINAL ISSUE**

WHERE THIS CATALOG REFERS TO A  
SPECIFIC MODEL IT IS NOTED AS FOLLOWS:  
'172' FOR THE 172 & SKYHAWK MODELS;  
'P172' FOR THE POWERMATIC AND  
SKYHAWK POWERMATIC MODELS  
F172 FOR THE FRENCH MANUFACTURED 172  
FP172 FOR THE FRENCH MANUFACTURED POWERMATIC

THIS CATALOG SUPERSEDES ALL 172 & P172 PARTS  
CATALOGS DATED: 15 SEPTEMBER 1962 THRU 15 JUNE 1973

≡ ≡ ≡ ≡ ≡ **15 JANUARY 1975** ≡ ≡ ≡ ≡ ≡

**<http://www.ioffer.com/selling/userfriendlycds>**

**<http://stores.ebay.com/UserFriendlyCDs>**



INSERT LATEST CHANGED PAGES. DESTROY SUPERSEDED PAGES.

**LIST OF EFFECTIVE PAGES**

Dates of issue for original and changed pages are:

Original . . . 0 . . . 15 January 1975

TOTAL NUMBER OF PAGES IN THIS PUBLICATION IS 660 CONSISTING OF THE FOLLOWING:

| Page No.                   | Change No. | Page No.               | Change No. |
|----------------------------|------------|------------------------|------------|
| Title . . . . .            | 0          | 205 thru 236 . . . . . | 0          |
| A . . . . .                | 0          | 237 blank . . . . .    | 0          |
| i thru xv . . . . .        | 0          | 238 thru 244 . . . . . | 0          |
| xvi blank . . . . .        | 0          | 245 blank . . . . .    | 0          |
| xvii thru xxxiii . . . . . | 0          | 246 thru 262 . . . . . | 0          |
| xxxiv blank . . . . .      | 0          | 263 blank . . . . .    | 0          |
| xxxv thru lviii . . . . .  | 0          | 264 thru 277 . . . . . | 0          |
| lviii . . . . .            | 0          | 278 blank . . . . .    | 0          |
| 1 thru 40 . . . . .        | 0          | 279 thru 303 . . . . . | 0          |
| 41 blank . . . . .         | 0          | 304 blank . . . . .    | 0          |
| 42 thru 48 . . . . .       | 0          | 305 thru 315 . . . . . | 0          |
| 49 blank . . . . .         | 0          | 316 blank . . . . .    | 0          |
| 50 thru 58 . . . . .       | 0          | 317 thru 319 . . . . . | 0          |
| 59 blank . . . . .         | 0          | 320 blank . . . . .    | 0          |
| 60 thru 74 . . . . .       | 0          | 321 thru 346 . . . . . | 0          |
| 75 blank . . . . .         | 0          | 347 blank . . . . .    | 0          |
| 76 thru 78 . . . . .       | 0          | 348 thru 376 . . . . . | 0          |
| 79 blank . . . . .         | 0          | 377 blank . . . . .    | 0          |
| 80 thru 92 . . . . .       | 0          | 378 thru 386 . . . . . | 0          |
| 93 blank . . . . .         | 0          | 387 blank . . . . .    | 0          |
| 94 thru 96 . . . . .       | 0          | 388 thru 394 . . . . . | 0          |
| 97 blank . . . . .         | 0          | 395 blank . . . . .    | 0          |
| 98 thru 141 . . . . .      | 0          | 396 thru 398 . . . . . | 0          |
| 142 blank . . . . .        | 0          | 399 blank . . . . .    | 0          |
| 143 thru 146 . . . . .     | 0          | 400 thru 447 . . . . . | 0          |
| 147 blank . . . . .        | 0          | 448 blank . . . . .    | 0          |
| 148 thru 158 . . . . .     | 0          | 449 thru 452 . . . . . | 0          |
| 159 blank . . . . .        | 0          | 453 blank . . . . .    | 0          |
| 160 thru 164 . . . . .     | 0          | 454 thru 460 . . . . . | 0          |
| 165 blank . . . . .        | 0          | 461 blank . . . . .    | 0          |
| 166 thru 178 . . . . .     | 0          | 462 thru 474 . . . . . | 0          |
| 179 blank . . . . .        | 0          | 475 blank . . . . .    | 0          |
| 180 thru 188 . . . . .     | 0          | 476 thru 522 . . . . . | 0          |
| 189 blank . . . . .        | 0          | 523 blank . . . . .    | 0          |
| 190 thru 203 . . . . .     | 0          | 524 thru 600 . . . . . | 0          |
| 204 blank . . . . .        | 0          |                        |            |

Upon receipt of the second and subsequent changes to this book, personnel responsible for maintaining this publication in current status should ascertain that all previous changes have been received and incorporated.

\* The asterisk indicates pages changed, added, or deleted by the current change.



# PARTS CATALOG REVISIONS

PCR #76-2

REFERENCE CATALOG NUMBER: P529-12

DATE: 1-28-76

CATALOG TITLE: 172/P172

TO:

FROM:

TO ELIMINATE SHIPMENTS OF INCORRECT PARTS, PLEASE  
CORRECT YOUR CATALOG IMMEDIATELY AS SHOWN BELOW.

| CAT.         | PAGE | FIG. | INDEX | CHANGE    |           | REMARKS |
|--------------|------|------|-------|-----------|-----------|---------|
|              |      |      |       | FROM      | TO        |         |
| 172/<br>P172 | 357  | 126  | 31    | 0550181-1 | 0550187-1 |         |

PARTS CATALOG TITLE MODEL 172 AND SKYHAWK (1963 THRU 1974)  
PARTS CATALOG NUMBER P529-12 DATED 15 JANUARY 1975

## **TEMPORARY REVISION NO. 1**

**DATED: 17 FEBRUARY 1978**

This revision consists of the following pages, which replace existing pages in printed catalog:

page 519

File this page following "List of Effective Pages" in the front of your catalog as a record of pages affected by this temporary revision.

# TEMPORARY REVISION NUMBER 2

DATED 5/01/92

MANUAL TITLE MODEL 172 SERIES PARTS CATALOG (1963 THRU 1974)

MANUAL NUMBER - PAPER COPY P529-12 AEROFICHE P529-12AF

TEMPORARY REVISION NUMBER - PAPER COPY P529TR2-12 AEROFICHE N/A

MANUAL DATE 15 JANUARY 1975 REVISION NUMBER \_\_\_\_\_ DATE \_\_\_\_\_

This Temporary Revision consists of the following pages, which affect and replace existing pages in the paper copy manual and supersede aerofiche information.

PAGE

FICHE/FRAME

65

1 12

## REASON FOR TEMPORARY REVISION

To correct part number of Aileron Push Pull Rod End.


## FILING INSTRUCTIONS FOR THIS TEMPORARY REVISION

For paper publications:

File this cover sheet behind the publication's title page to identify the inclusion of the Temporary Revision into the manual. Insert the new pages into the publication at the appropriate location(s) and remove and discard the superseded pages.

For aerofiche publications:

Draw a line through any aerofiche frame (page) affected by the Temporary Revision with a permanent red ink marker. This will be a visual identifier that the information in the frame (page) is no longer valid and the Temporary Revision should be referenced. Temporary Revisions should be collected and maintained in a notebook near the aerofiche library for quick reference.



<http://www.ioffer.com/selling/userfriendlycds>

<http://stores.ebay.com/UserFriendlyCDs>

# TEMPORARY REVISION NUMBER 3

DATED 17 FEBRUARY 1995

MANUAL TITLE MODEL 172 SERIES PARTS CATALOG (1963 THRU 1974)

MANUAL NUMBER - PAPER COPY P529-12 AEROFICHE P529-12AF

TEMPORARY REVISION NUMBER - PAPER COPY P529TR3-12 AEROFICHE NA

MANUAL DATE 15 JANUARY 1975 REVISION NUMBER NA DATE NA

This Temporary Revision consists of changes to the subject Parts Catalog and replaces all previously issued Revision Sheets. Pen and ink changes should be made to the paper copy of the manual and supersede the aerofiche information.

## NOTE

The "R" located in the first column, of the revision sheet(s), indicates changes that have occurred since the issuance of the previous Revision Sheets and/or Temporary Revision text pages.

| PAGE | FICHE/FRAME |
|------|-------------|
| 1    | 1A03        |
| 2    | None        |
| 3    | None        |
| 4    | None        |

## REASON FOR TEMPORARY REVISION

To incorporate later parts information changes to the Parts Catalog.

## FILING INSTRUCTIONS FOR THIS TEMPORARY REVISION

### For paper publications:

After making pen and ink changes to the Parts Catalog Pages as noted on the attached revision sheet(s) and/or Temporary Revision Text pages; file this cover sheet and the revision sheets behind the publications title page to identify the inclusion of the Temporary Revision into the manual.

### For aerofiche publications:

Draw a line through any aerofiche frame (page) affected by the Temporary Revision with a permanent red ink marker. This will be a visual identifier that information in the frame (page) is no longer valid and the Temporary Revision should be referenced. Temporary Revisions should be collected and maintained in a notebook near the aerofiche library for quick reference.



<http://www.ioffer.com/selling/userfriendlycds>

<http://stores.ebay.com/UserFriendlyCDs>



**CESSNA AIRCRAFT COMPANY**  
**MODEL 172 SERIES (1963 - 1974)**  
**PARTS CATALOG REVISION SHEET**

|   | Page No. | Fig. No. | Index No. | CHANGE        |                      | REMARKS                     |
|---|----------|----------|-----------|---------------|----------------------|-----------------------------|
|   |          |          |           | FROM          | TO                   |                             |
| R | 2        | 1        | 14        | MX25A         | MIL-P8585A           | In Desc, Add: "...Or Green" |
| R | 16       | 3        | 61        | -----         | -----                | Change Code from AP to AH   |
| R | 29       | 6        | 47        | -----         | -----                | Change Qty from (1) to (2)  |
| R | 29       | 6        | 49        | -----         | -----                | Change Qty from (1) to (2)  |
| R | 29       | 6        | -         | -----         | -----                | Refer to Notes, Page 4      |
| R | 61       | 17       | 1         | 0526000-18    | 0526000-18 *         | Add (*) after P/N           |
|   | 65       | 19       | 17        | S1106-3       | S1819-3              |                             |
| R | 71       | 22       | 23A       | Not Listed    | S1003-29A (Indent 4) | Add: Bearing, Qty: (1)      |
| R | 71       | 22       | 24A       | Not Listed    | S1003-29A (Indent 4) | Add: Bearing, Qty: (1)      |
| R | 71       | 22       | 25A       | Not Listed    | S1003-42A (Indent 4) | Add: Bearing, Qty: (1)      |
| R | 74       | 23       | -         | -----         | -----                | Refer to Notes, Page 4      |
| R | 78       | 25       | 15        | 1/16X.62TYPE3 | 1/16X.625TYPE3       |                             |
| R | 92       | 30       | -         | -----         | -----                | Refer to Notes, Page 4      |
| R | 117      | 41       | 33        | AN924-2D      | AN924-2              |                             |
| R | 117      | 41       | 42        | AN832-2D      | AN832-2              |                             |
| R | 117      | 41       | 42        | AN924-2D      | AN924-2              |                             |
| R | 129      | 49       | 5         | -----         | -----                | Change Code from K to M     |
| R | 129      | 49       | 6         | -----         | -----                | Change Code from K to M     |
| R | 132      | 49       | 69        | 0512034-42    | 0512107-42           |                             |
| R | 135      | 50       | 3         | 0531019-3     | 0531019-5            |                             |
| R | 135      | 50       | 5         | 0531015-5     | 0531019-3            |                             |
| R | 135      | 50       | 7         | S1161-1       | S1611-1              |                             |
| R | 146      | 55       | 36B       | 0743063-5     | 0543063-5            |                             |
| R | 151      | 57       | 2         | 0543062-201   | 0543040-2            |                             |
| R | 168      | 67       | 36A       | S1167-3-0080  | No Change            | Change Code from P to M     |
| R | 168      | 67       | 36B       | AN815-3D      | No Change            | Change Code from P to M     |
| R | 172      | 68       | 48        | S1450-309-302 | S1450-3-9-032        |                             |
| R | 175      | 69       | 10        | 9541458       | 95-41458             |                             |
| R | 193      | 75       | 4         | 0514039-6     | 0514059-6            |                             |
| R | 197      | 76       | 30        | 0511185-9     | 0411185-9            |                             |
| R | 197      | 76       | 30        | 0511185-7     | 0411185-7            |                             |
| R | 203      | 78       | 24        | 0413195-5     | 0717021-1            |                             |
| R | 211      | 82       | 15        | 0500210-108   | No Change            | Change Code from F to E     |
| R | 211      | 82       | 15        | 0500210-108 □ | No Change            | Change Code from E to D     |
| R | 213      | 82       | -         | -----         | -----                | Refer to Notes, Page 4      |
| R | 215      | 83       | 7         | S1362-2       | S1362-12             |                             |
| R | 215      | 83       | 23        | AN525-10RR    | AN525-10R12          |                             |
| R | 217      | 84       | 2         | 0514002-2     | 0515004-2            |                             |
| R | 221      | 84       | -         | -----         | -----                | Refer to Notes, Page 4      |
| R | 255      | 94       | 74        | MS20392-2C55  | MS20392-2C59         |                             |
| R | 261      | 96       | 12        | 0514010-207   | No Change            | Change: NP to Qty (1)       |

Please update your parts catalog as shown above.

**CESSNA AIRCRAFT COMPANY  
MODEL 172 SERIES (1963 - 1974)  
PARTS CATALOG REVISION SHEET**

|   | Page No. | Fig. No. | Index No. | CHANGE               |                      | REMARKS                       |
|---|----------|----------|-----------|----------------------|----------------------|-------------------------------|
|   |          |          |           | FROM                 | TO                   |                               |
| R | 279      | 102      | 11        | -----                | -----                | Refer to Notes, Page 4        |
| R | 283      | 102      | 69        | C668001-0103 **      | C668001-0105 **      |                               |
| R | 291      | 104      | 60        | C291502-0103         | C291502-0106         |                               |
| R | 291      | 104      | 67        | S1230-15             | No Change            | Change Code from A to H       |
| R | 292      | 104      | 69        | S1777-3              | No Change            | Change Code from A to H       |
| R | 297      | 105      | 77        | S2160-5              | S2061-1              |                               |
| R | 297      | 105      | 92        | C291502-0103         | C291502-0106         |                               |
| R | 297      | 105      | 94        | Insert between P/N's | 0513056-3 (Indent 3) | Grommet Qty (2) Code D        |
| R | 297      | 105      | 95        | Insert between P/N's | 0513056-3 (Indent 3) | Grommet Qty (2) Code D        |
| R | 302      | 106      | 76        | C291502-0103         | C291502-0106         |                               |
| R | 302      | 106      | 77        | 0513076-34 □         | 0513076-43 □         |                               |
| R | 309      | 108      | 3A        | -----                | -----                | Refer To Notes, Page 4        |
| R | 310      | 108      | 24B       | S1450-5-14           | S1450-5-14-063       |                               |
| R | 327      | 117      | 22        | 0552019-6            | S1115-32             |                               |
| R | 327      | 117      | 22        | S1115-32             | S1115-9              |                               |
| R | 329      | 118      | 5         | 0552112-69 *         | 0552010-69 *         |                               |
| R | 329      | 118      | 16        | -----                | -----                | Change Code from C to G       |
| R | 329      | 118      | 40        | 0552010-1            | 1552010-1            |                               |
| R | 335      | 120      | 14        | NAS693A08            | NAS683A08            |                               |
| R | 335      | 120      | 36        | KM610-064            | KM610-64             |                               |
| R | 337      | 121      | 50        | 120009               | 120009A              |                               |
| R | 344      | 123      | 41        | 0450311-2            | S2323-2              |                               |
| R | 357      | 126      | 31        | 0550181-1            | 0550187-1            |                               |
| R | 358      | 127      | 9         | C611501-0202         | C611501-0204         | When Exhausted Use            |
| R | 375      | 135      | 27        | 0555216-1            | 0555216-200          | Delete code reference         |
| R | 375      | 135      | 27        | 0555216-13           | 0555216-201          | Delete code reference         |
| R | 376      | 135      | 69        | 0450227-12           | 0450277-12           |                               |
| R | 376      | 135      | 70        | 0450227-15           | 0450277-15           |                               |
| R | 385      | 139      | 16        | NAS696-6-3           | NAS396-6-3           |                               |
| R | 391      | 141      | 16        | NAS398-50            | S1891-48             |                               |
| R | 412      | 148      | 43        | 0513340-19           | 0513240-19           |                               |
| R | 439      | 159      | 29        | Not Listed           | 0520125-1 (Indent 2) | Bracket-Flap Pos Txtr Qty (1) |
| R | 441      | 159      | 53        | -----                | -----                | Refer To Notes, Page 4        |
| R | 455      | 165      | 10        | 0500106-179          | 0500106-178          |                               |
| R | 455      | 165      | 11        | 0500106-178          | 0500106-179          |                               |
| R | 459      | 166      | 54        | C291502-0103         | C291502-0106         |                               |
| R | 465      | 168      | 18        | 0500118-116          | 0500118-117          |                               |
| R | 465      | 168      | 19        | 0500118-117          | 0500118-116          |                               |
| R | 474      | 171      | 14        | MS20913-10           | MS20913-1D           |                               |
| R | 474      | 171      | 16        | AF934-7              | MS29513-012          |                               |
| R | 491      | 180      | 18        | IK9-6                | S1861-6              | Delete AIRB reference         |

Please update your parts catalog as shown above.

**CESSNA AIRCRAFT COMPANY**  
**MODEL 172 SERIES (1963 - 1974)**  
**PARTS CATALOG REVISION SHEET**

|   | Page No. | Fig. No. | Index No. | CHANGE        |                     | REMARKS                       |
|---|----------|----------|-----------|---------------|---------------------|-------------------------------|
|   |          |          |           | FROM          | TO                  |                               |
| R | 500      | 183      | 52        | S1499-6LL     | S1495-6             | Delete "Assembly"             |
| R | 507      | 185      | 38        | MS21044N08    | MS21045L08          |                               |
|   | 519      | 191      | 3         | Not Available | S1579-2             |                               |
| R | 521      | 191      | 29        | S1668-1       | 1297001-1           | Relay, Add: Assembly          |
| R | 537      | 200      | 14        | WRM44-12      | 1940                | Delete: WHEL                  |
| R | 537      | 200      | 15        | WRM39         | No Change           | Delete "12 Volt"              |
| R | 541      | 202      | 17A       | Not Listed    | MS25238-301 (In. 3) | Bulb-Spotlight Qty (1) Code A |
| R | 545      | 204      | 20        | 0570088-1     | 0570088-4           |                               |
| R | 545      | 204      | 20        | 0570088-3     | 0570088-4           |                               |
| R | 545      | 204      | 22        | Not Listed    | 7382 (Indent 3)     | Bulb-12V (Below Item 22 -")   |

Please update your parts catalog as shown above.

**CESSNA AIRCRAFT COMPANY  
MODEL 172 SERIES (1963 - 1974)  
PARTS CATALOG REVISION SHEET**

**NOTES**

| <b>PG</b> | <b>FIGURE</b> | <b>INDEX NO.</b> |  |
|-----------|---------------|------------------|--|
| 29        | 6             |                  | <b>Serialization Code Change</b><br>Code C: <b>From: 172 Serial 17254893 thru 17258019</b><br><b>To: 172 Serial 17254893 thru 17258486</b><br><br>Code T: <b>From: Not Listed</b><br><b>To: 172 Serial 17254893 thru 17258019</b><br><b>F172 Serial F172-0320 thru F172-0654</b>   |
| 74        | 23            |                  | <b>Serialization Code Change</b><br>Code C: <b>From: 172 Serial 17250001 thru 17257161</b><br><b>To: 172 Serial 17252001 thru 17257161</b>   |
| 92        | 30            |                  | <b>Serialization Code Change</b><br>Code B: <b>From: F172 Serial F17200755 thru F17200805</b><br><b>To: F172 Serial F17200755 thru F17200804</b>   |
| 213       | 82            |                  | <b>Serialization Code Change</b><br>Code F: <b>From: 172 Serial 17249545 thru 17253212</b><br><b>To: 172 Serial 17249545 thru 17253392</b><br><br>Code M: <b>From: 172 Serial 17253123 thru 17257161</b><br><b>To: 172 Serial 17253393 thru 17257161</b>   |
| 221       | 84            |                  | <b>Serialization Code Change</b><br>Code H: <b>From: 172 Serial 17249545 thru 17253212</b><br><b>To: 172 Serial 17249545 thru 17253392</b><br><br>Code J: <b>From: 172 Serial 17253213 thru 17261898</b><br><b>To: 172 Serial 17253393 thru 17261898</b>   |
| 279       | 102           | 11               | For the P/N 0513319-1-418,<br>Change the When Exhausted Use reference:<br><b>From: . . . &amp; 0513319-11-418</b><br><b>To: . . . &amp; 0513319-18-418</b><br>For the P/N 0513319-2-418,<br>Change the When Exhausted Use reference:<br><b>From: . . . &amp; 0513319-11-418</b><br><b>To: . . . &amp; 0513319-18-418</b> |
| 309       | 108           | 3A               | Replace all P/N 2240( . . . ) references with P/N S2275( . . . ).@.  |
| 310       | 108           | 40               | Replace all P/N 2240( . . . ) * references with P/N S2275( . . . ).@*  |
| 311       | 108           | 41               | Replace all P/N 2240( . . . ) % references with P/N S2275( . . . ). @%   |
| 311       | 108           | -                | <b>Add 3rd Note:</b> Note. @ When initially replacing this part, both seat belt and shoulder harness must be replaced.   |
| 441       | 159           | 53               | Delete P/N 0760632-1 reference, and in Description, Read as:<br>"Switch-Flap Refer To Instrument Panel Figures." Delete code reference.<br>Delete the line for P/N S1661-1.<br>Correction in <b>Note.*:</b> Change (P/N) "C668001-0103" to read<br>"C668001-0105".   |

Please update your parts catalog as shown above.

**INTRODUCTION.**

This illustrated parts catalog has been prepared to aid you in easily and quickly identifying parts of the models covered herein.

This catalog features an index system consisting of:

1. An alphabetical index located in the front of the catalog.
2. A numerical index located in the back of the catalog, which lists all parts and figures in which they appear.

**STANDARD PARTS.**

Many parts having standard usage have been incorporated into the Cessna Standard System. Parts in this group are designated with the part number prefix "S".

For standard hardware items such as Tinnerman nuts, clamps, etc., "AN" and "NAS" numbers have been used.

**USABLE ON CODES.**...Serial listings in this catalog are noted by a letter code located in the usable on code column which is the extreme right hand column of the parts list page. Usable on codes are applicable only to the figure on which they appear. The code letters and the serials to which they apply are listed at the end of the figure.

If no usable on code appears opposite a first column listing of the figure, the usage is applicable to all models and serials covered by this catalog. If no usable on code appears opposite any indented listing, the usage is applicable to all models and serials covered by the figure on which it appears.

Bold face type serials appearing on certain figures are for quick reference to large blocks of airplanes.

F172 and FP172 serial usage is listed together with the United States serial usage immediately following the parts listing on each individual figure where applicable.

**NON-INTERCHANGEABLE PARTS.**...When parts are not interchangeable with earlier models, all parts applicable to the particular usage are listed. The letter code for the individual part usage is listed in the usable on column opposite each part. Care should be exercised in determining proper serial when ordering to insure receipt of correct part.

**INTERCHANGEABLE PARTS.**...When a later design part is completely interchangeable with the part it replaces, both parts will be serialized and the notation "when exhausted use \_\_\_\_\_", or the abbreviation, "WEU \_\_\_\_\_" will be entered following the listing of the earlier design part. This means that the earlier design part should be used on airplanes to which they apply until the supply of these parts is exhausted---after which time the later design part must be used. This is done to simplify stocking of parts by our distributors and dealers. The earlier part is as good, physically and functionally, as the later design part---the difference

being the later design part can be used on more than one block of airplane serials.

**SYMBOLS & PART NUMBER TERMS.**

NP - The symbol "NP" appearing in the units per assembly column denotes that the item it appears opposite is not procurable.

AR - The symbol "AR" appearing in the units per assembly column denotes "As Required" and is used to indicate bulk quantity where an indefinite amount is used.

The following is a list of abbreviations that may appear in the description nomenclature:

|                        |                          |
|------------------------|--------------------------|
| ALT - Alternate part   | INSTL - Installation     |
| ASSY - Assembly        | LH - Left hand           |
| BKI - Bulk item        | RH - Right hand          |
| FSO - For spares order | WEU - When exhausted use |

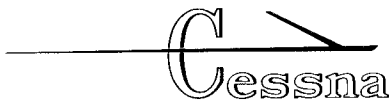
Other key letter symbols spaced apart from and following the part nomenclature are for cataloging and manufacturing purposes only and are not to be considered by the customer.

A blank entry in the part number column appears before an unprocurable part or installation which is also denoted in the "Units Per Assembly" column by the use of the symbol NP.

**GROUP ASSEMBLY PARTS LIST ARRANGEMENT.**

This section lists all replaceable items in the airplane and these items are detailed on illustrations throughout the section. The index numbers on the illustration are keyed to each accompanying parts list. The purpose of the index numbers is to provide complete and positive identification of the article, but should not be used for procurement purposes.

- a. The figure and index number column of the parts list shows the figure number once at the beginning of the list. The figure number is followed by a dash and the indexed number. The remaining index numbers are preceded by dash only.
- b. The part number column identifies the item by part number.
- c. In the description column, relationship of items covered is shown by the degree of indentation of each item, for example: The wing assembly (Figure 3) is listed in column (1) of the description column. The wing structure, is the next lower assembly and is therefore listed in column (2).
- d. If two or more assemblies contain a majority of identical parts or the assemblies are left or right hand, the assemblies are listed together and the next lower assemblies or detail parts are listed as common for both assemblies, with the differing parts coded for usage on the correct major assembly.



- e. Attaching parts are listed immediately beneath the item to be attached and preceding any detail parts of the item. They are listed in the same column as the item they attach and are preceded by the caption "Attaching Parts." The end of the attaching parts listing is followed by a separating symbol ---\*---
- f. The quantity listed in the "Units Per Assembly" column for attaching parts denotes the quantity necessary to attach only one part. Total quantity necessary to attach more than one part is obtained by multiplying the attaching parts quantity by the number of parts attached.
- g. Component parts of the complete airplane which are not included in any assembly, but which are used in conjunction with, or attach to certain assemblies, are listed either preceding the first detail or following the last detail of the assembly or installation, and in the same column as the major assembly or installation.
- h. The quantities listed in the "Units Per Assembly" column are the quantity used per figure.

**ACCESSORY KITS.**

For accessory kit listings, refer to separate Accessory Kit Catalog.

**BULK ITEMS.**

Certain items such as flexible air hose, rubber mouldings and channels, windshield sealing strips etc., are noted in the catalog listings as bulk items. These listings also note the cut length of these materials for one installation. When an item is listed as a bulk item, it will be supplied to the dealer in the most convenient bulk length or quantity. Reference to the cut length or quantity per installation provides for the most satisfactory disbursement to the customer.

**HOW TO ORDER.**

**USE YOUR CATALOG TO ORDER PARTS.** Use parts and Accessories Order Form, which will be supplied by Cessna on request. Give complete information on addresses and make sure the part number and part name are as shown in the catalog. Be sure to specify quantities. Specify how the order is to be shipped, otherwise it will be sent out in the manner that seems best to the shipper.

**SERIAL, COLOR, & CORROSION PROOFING.**

Be sure to indicate model and serial number of the airplane. Serial number is very important to properly identify parts used on each airplane. When color is involved refer to "Upholstery & Interior Trim" section for example. If corrosion proofing is desired add the letters "CP" following the part number.

**DISTRIBUTOR ORDERS.**

Distributors will send all orders to the factory with instructions as to the shipping destination. The factory

prefers not to make C.O.D. shipments for the distributor and all billing will be made to the distributor in the case of direct shipments.

**DEALER ORDERS.**

Dealers will place all of their parts order requirements with their distributor. The factory will not honor orders received directly from a dealer. It will be necessary for us to forward it to the distributor for his action. Therefore, dealer orders sent direct to the distributor will result in much faster delivery on any parts that are required.

**RETAIL ORDERS.**

Retail orders will not be honored by the factory. They are to be placed with the dealer or distributor in the owner's territory and when received directly by the factory will be forwarded to the distributor from whose territory it was received. Considerable saving in time will result to the owner if his orders are placed with his dealer or distributor.



Cessna Aircraft Company reserves the right to cancel, add or change the parts and assemblies described in this catalog without notice.



"All aircraft, regardless of manufacturer, are certificated under model number designations. However, popular names are often used for marketing purposes. To provide a consistent method of referring to the various aircraft, model numbers will be used in this publication unless names are required to differentiate between versions of the same basic model. The following table provides a cross reference listing of popular name vs. model numbers."

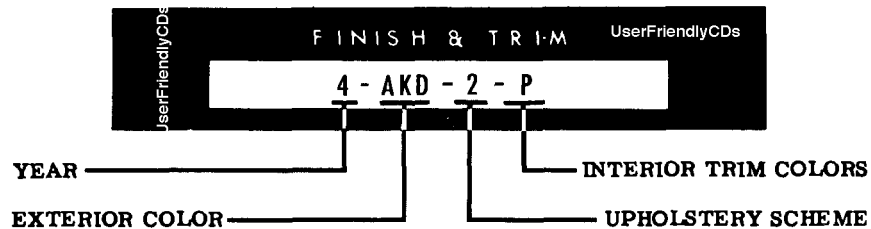
| NAME                                 | MODEL YEAR | MODEL     | SERIALS    |            |
|--------------------------------------|------------|-----------|------------|------------|
|                                      |            |           | BEGINNING  | ENDING     |
| 172 POWERMATIC OR SKYHAWK POWERMATIC | 1963       | P172      | P17257120  | P17257188  |
| FRENCH POWERMATIC                    | 1963       | FP172     | FP172-0001 | FP172-0003 |
| 172 OR SKYHAWK                       | 1963       | 172D      | 17249546   | 17250572   |
|                                      | 1964       | 172E      | 17250573   | 17251822   |
|                                      | 1965       | 172F      | 17251823   | 17253392   |
|                                      | 1966       | 172G      | 17253393   | 17254892   |
|                                      | 1967       | 172H      | 17254893   | 17256512   |
|                                      | 1968       | 172I      | 17256513   | 17257161   |
|                                      | 1969       | 172K      | 17257162   | 17258486   |
|                                      | 1970       | 172K      | 17258487   | 17259223   |
|                                      | 1971       | 172L      | 17259224   | 17259903   |
|                                      | 1972       | 172L      | 17259904   | 17260758   |
|                                      | 1973       | 172M      | 17260759   | 17261898   |
| 1974                                 | 172M       | 17261899  | 17263458   |            |
| REIMS/CESSNA F172                    | 1963       | F172D     | F172-0001  | F172-0018  |
|                                      | 1964       | F172E     | F172-0019  | F172-0085  |
|                                      | 1965       | F172F     | F172-0086  | F172-0179  |
|                                      | 1966       | F172G     | F172-0180  | F172-0319  |
|                                      | 1967       | F172H     | F172-0320  | F172-0431  |
|                                      |            |           | F172-0436  | F172-0442  |
|                                      |            |           | F172-0444  | F172-0446  |
|                                      |            |           | F172-0432  | F172-0435  |
|                                      |            |           | F172-0443  | F172-0443  |
|                                      |            |           | F172-0447  | F172-0559  |
|                                      | 1969       | F172H     | F172-0560  | F172-0654  |
|                                      | 1970       | F172H     | F17200655  | F17200754  |
|                                      | 1971       | F172K     | F17200755  | F17200804  |
|                                      | 1972       | F172L     | F17200805  | F17200904  |
| 1973                                 | F172M      | F17200905 | F17201034  |            |
| 1974                                 | F172M      | F17201035 | F17201234  |            |

## FINISH & TRIM PLATE

The "FINISH AND TRIM" plate is located on the left side of the airplane on the lower door jamb directly behind the M. A. A. name plate.

This plate indicates the model year, exterior paint color, upholstery scheme and interior trim colors.

The following diagram is an example showing the sequence and definition of each code symbol on the "FINISH AND TRIM" plate.



FINISH & TRIM NUMBER (4-AKD-2-P)

"4" = 1964 Model

"AKD" = Emerald Green Metallic, Velvet Black, Mint Green Exterior

"2" = Sorrel Brown Upholstery

"P" = Black Semi-Gloss, Sand and Fawn Interior Trim

### 1963 THRU 1965

SEE PAGE VI FOR 1966 & ON

| <b>CODE CHART</b>                          |                |      |  |      |                      |      | Serial Listing                     |
|--|----------------|------|--|------|----------------------|------|------------------------------------|
| <b>PAINT &amp; UPHOLSTERY COMBINATIONS</b> |                |      |  |      |                      |      |                                    |
| <b>Model 172, P172 &amp; SKYHAWK</b>       |                |      |  |      |                      |      |                                    |
| YEAR                                       | EXTERIOR PAINT |      | UPHOLSTERY                                   |      | INTERIOR TRIM        |      |                                    |
|  | CODE           | CODE | COLOR  | CODE | COLOR                | CODE | COLOR                              |
| 1<br>9<br>6<br>3                           | 3              | A    | ADOBE BEIGE<br>CES-1054-446 or -458*         | 2    | JADE<br>(A)          | Q    | BLACK (SEMI-GLOSS)<br>CES-1054-156 |
|  |                | B    | VESTAL WHITE<br>CES-1054-398 or -170*        |      |                      |      |                                    |
|  |                | C    | GOLDENROD<br>CES-1054-448 or -183*           |      |                      |      |                                    |
|  |                | D    | MINT GREEN<br>CES-1054-238 or -412*          | 3    | CRIMSON FLAME<br>(B) | Q    | SAND<br>CES-1054-435               |
|  |                | E    | PLATINUM BLUE<br>CES-1054-443                |      |                      |      |                                    |
|  |                | F    | VALOR RED<br>CES-1054-409                    |      |                      |      |                                    |
|  |                | G    | MATADOR RED<br>CES-1054-465 or -338*         | 4    | BLUE CRANE<br>(C)    | Q    | FAWN<br>CES-1054-419               |
|  |                | K    | TAHOE BLUE METALLIC<br>CES-1054-407 or -394* |      |                      |      |                                    |
|  |                | N    | EXECUTIVE GREY METALLIC<br>CES-1054-411      |      |                      |      |                                    |
|  |                | R    | COCOA BROWN<br>CES-1054-459                  | 5    | FRECKLE BROWN<br>(D) | SP   | SPECIAL COLORS                     |
|  |                | U    | EMERALD<br>CES-1054-350 or -461*             |      |                      |      |                                    |
|  |                | SP   | SPECIAL COLORS                               |      |                      |      |                                    |
| 1  | 1              | 1    | SPECIAL UPHOLSTERY                           | 1    | SPECIAL COLORS       | 1    | SPECIAL COLORS                     |

**17249545 THRU 17250572**

**F172-000T THRU F172-0018**

**P17257120 THRU P17257188**

**FP172-0001 THRU FP172-0003**

NOTE: WHEN ORDERING PAINT SPECIFY CES-1054 DASH NUMBER. EXAMPLE: CES-1054-439

\*On all over painted airplanes, base color will be vinyl. All other colors will be lacquer.

| <b>CODE CHART</b><br><b>PAINT &amp; UPHOLSTERY COMBINATIONS</b><br><b>Model 172 &amp; SKYHAWK</b> |                                   |       |   |       |                 |       | Serial Listing                      |
|---|-----------------------------------|-------|---|-------|-----------------|-------|-------------------------------------|
| YEAR  | EXTERIOR PAINT                    |       | UPHOLSTERY                              |       | INTERIOR TRIM   |       |                                     |
|   | CODE                              | COLOR | CODE                                    | COLOR | CODE            | COLOR |                                     |
| 1<br>9<br>6<br>4  | 4                                 | A     | EMERALD GREEN MET.<br>CES-1054-350      | 2     | SORREL BROWN    | P     | BLACK<br>SEMI-GLOSS<br>CES-1054-156 |
|   |                                   | B     | GOLDENROD<br>CES-1054-448               |       |                 |       |                                     |
|   |                                   | C     | VESTAL WHITE<br>CES-1054-398 or -170*   |       |                 |       |                                     |
|   |                                   | D     | MINT GREEN<br>CES-1054-238 or -412*     |       |                 |       |                                     |
|   |                                   | E     | CORK BROWN<br>CES-1054-463              |       |                 |       |                                     |
|   |                                   | F     | JONQUIL YELLOW<br>CES-1054-402 or -416* |       |                 |       |                                     |
|   |                                   | G     | MUTED BEIGE<br>CES-1054-439 or -399*    | 3     | MUTED BLUE      |       |                                     |
|   |                                   | H     | REGAL GREEN MET.<br>CES-1054-404        |       |                 |       |                                     |
|   |                                   | J     | ITALIAN GOLD<br>CES-1054-265            |       |                 |       |                                     |
|   |                                   | K     | VELVET BLACK<br>CES-1054-151            | 4     | CAPPERICA RED   | P     | SAND<br>CES-1054-435                |
|   |                                   | L     | SUN GLOW RED<br>CES-1054-493            |       |                 |       |                                     |
|   |                                   | M     | TUXEDO BLUE<br>CES-1054-495             |       |                 |       |                                     |
|   |                                   | N     | COFFEE BROWN MET.<br>CES-1054-497       |       |                 |       |                                     |
|   |                                   | R     | WINE MET ALLIC<br>CES-1054-505          | 5     | PRIMITIVE GREEN | P     | FAWN<br>CES-1054-419                |
|   |                                   | T     | HAWAIIAN RED<br>CES-1054-509            |       |                 |       |                                     |
|   |                                   | W     | TWILIGHT BLUE<br>CES-1054-511           |       |                 |       |                                     |
| X   | SKY BLUE<br>CES-1054-513 or -512* |       |   |       |                 |       |                                     |
| Z   | ARISTO BLUE MET.<br>CES-1054-487  | 1     | SPECIAL UPHOLSTERY                      | SP    | SPECIAL COLORS  |       |                                     |
| SP  | SPECIAL COLORS                    |       |   |       |                 |       |                                     |

**F172-0019  
THRU  
F172-0085  
  
17250573  
THRU  
17251822**

NOTE: WHEN ORDERING PAINT SPECIFY CES-1054 DASH NUMBER. EXAMPLE CES-1054-350.

\*DENOTES VINYL PAINT.  
VINYL IS USED AS BASE COLOR ON OVER-ALL PAINTED AIRPLANES.  
ALL OTHER COLORS ARE LACQUER.





| <b>CODE CHART</b><br><b>PAINT &amp; UPHOLSTERY COMBINATIONS</b><br><b>Model 172 &amp; SKYHAWK</b>  |                |       |  |       |                |  | Serial Listing                 |
|--|----------------|-------|--|-------|----------------|--|--------------------------------|
| YEAR   | EXTERIOR PAINT |       | UPHOLSTERY                               |       | INTERIOR TRIM  |  |                                |
|  | CODE           | COLOR | CODE                                     | COLOR | CODE           | COLOR  |                                |
| 1<br>9<br>6<br>5   | 5              | A     | EMERALD GREEN<br>CES-1054-350            | 6     | POPPY RED      | U  | LIGHT GRAY<br>CES-1054-586     |
|  |                | B     | GOLDENROD<br>CES-1054-448                |       |                |  |                                |
|  |                | C     | VESTAL WHITE<br>CES-1054-398 or -170*    |       |                |  |                                |
|  |                | D     | ICE BLUE<br>CES-1054-564 or -546*        |       |                |  |                                |
|  |                | E     | AVANTI RED<br>CES-1054-556               | 7     | GOLDEN OLIVE   | W  | CHESTNUT<br>CES-1054-587       |
|  |                | F     | YUMA YELLOW<br>CES-1054-542              |       |                |  |                                |
|  |                | G     | DESERT BEIGE<br>CES-1054-545             |       |                |  |                                |
|  |                | H     | PLATINUM<br>CES-1054-550 or -565*        |       |                |  |                                |
|  |                | J     | SUNSHINE YELLOW<br>CES-1054-561 or -547* | 8     | DUSTY BLUE     | X  | KHAKI<br>CES-1054-588          |
|  |                | K     | VELVET BLACK<br>CES-1054-151             |       |                |  |                                |
|  |                | L     | SUN GLOW RED<br>CES-1054-493             |       |                |  |                                |
|  |                | M     | VENICE BLUE MET<br>CES-1054-572          |       |                |  |                                |
|  |                | N     | AUTUMN RUSSET MET<br>CES-1054-571        | 9     | ADOBE TAN      | Z  | DARK TURQUOISE<br>CES-1054-589 |
|  |                | R     | ARISTO BLUE MET<br>CES-1054-487          |       |                |  |                                |
|  |                | S     | SAPPHIRE MIST MET<br>CES-1054-562        |       |                |  |                                |
|  |                | T     | HAWAIIAN RED<br>CES-1054-509             |       |                |  |                                |
| SP   | SPECIAL COLORS | 1     | SPECIAL UPHOLSTERY                       | SP    | SPECIAL COLORS | <b>F172-0086</b><br><b>THRU</b><br><b>F172-0179</b><br><b>17251823</b><br><b>THRU</b><br><b>17253392</b> |                                |
| NOTE: WHEN ORDERING PAINT SPECIFY CES-1054 DASH NUMBER. EXAMPLE CES-1054-350<br>*DENOTES VINYL PAINT.<br>VINYL IS USED AS BASE COLOR ON OVER-ALL PAINTED AIRPLANES.<br>ALL OTHER COLORS ARE LACQUER. |                |       |  |       |                |  |                                |

## FINISH & TRIM PLATE

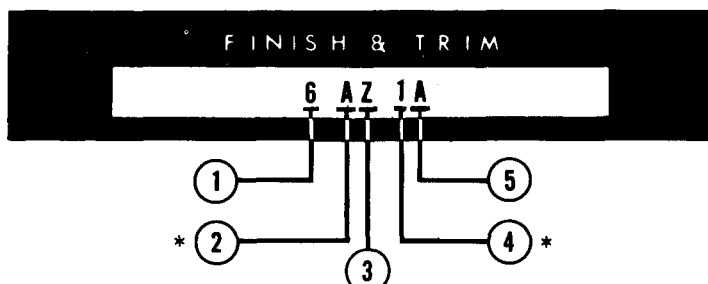
The "FINISH AND TRIM" plate is located on the left side of the airplane on the lower door jamb directly below the M.A.A. nameplate.

This plate indicates model year, interior color scheme and the exterior color combination.

Interpretation of information stamped on the Finish and Trim Plate is obtained by use of the Color Code Chart for the respective year.

Color Code Charts for yearly models appear on pages immediately following this page.

The Finish and Trim Plate is explained below. Explanatory remarks are keyed to the illustrated example.



- ① First column number indicates year.
- ② Second column letter or letters indicate interior color code of aircraft. Refer to Color Code Chart for respective year to obtain color.
- ③ The letter "B" or "Z" following the interior code indicates optional black carpet.
- ④ Third column number or numbers indicate exterior trim. The basic number is found on the Color Code Chart and indicates colors and type paint used on the aircraft.
- ⑤ Arctic color reversal is designated by a prefix "2," "3" or "4" on the exterior color combination code. (Suffix "A" was used for 1966 Model only.)

\* The special exterior and/or interior is denoted by the letters "SP" in lieu of the standard codes.

Interpretation of the example Finish and Trim Code 6-AZ-1A that is obtained from 1975 Color Code Chart is:

6 = 1966 model year  
 A = Coral Interior Scheme  
 Z = Black Carpet (optional)  
 1 = Vestal White & Goldenrod exterior  
 1A = Vestal White & Goldenrod exterior (color reversal)

## 1966 & ON

SEE PAGE III FOR 1963 THRU 1965

| MODEL 172 |                |                         | PAINT CODE CHART                     |                                      |                                      |                                      | MODEL 172   |   |   |   |  |
|-----------|----------------|-------------------------|--------------------------------------|--------------------------------------|--------------------------------------|--------------------------------------|---|---|---|---|--|
| YEAR      | INTERIOR COLOR |                         | INTERIOR PAINT                       |                                      |                                      |                                      | SERIAL LISTING  | EXTERIOR PAINT  |   |   |  |
|           | CODE           | CODE                    | COLOR                                |                                      | A                                    | B                                    |   | C   | D   | CODE  | COLOR COMBINATIONS   |
| 1966      | A              | CORAL                   | BLACK (SEMI-GLOSS)<br>CES-1054-156   | BLACK (SEMI-GLOSS)<br>CES-1054-156   | BLACK (SEMI-GLOSS)<br>CES-1054-156   | BLACK (SEMI-GLOSS)<br>CES-1054-156   | 17253393<br>THRU<br>17254892                                  | 1   | VESTAL WHITE<br>CES1054-398 OR -170*<br>CES1054-802 (ACRYLIC)     | GOLDENROD<br>CES1054-448<br>CES1054-803 (ACRYLIC)             |  |
|           |                |                         | DULL BLACK (LACQUER)<br>CES-1054-193 | DULL BLACK (LACQUER)<br>CES-1054-193 | DULL BLACK (LACQUER)<br>CES-1054-193 | DULL BLACK (LACQUER)<br>CES-1054-193 |   | 2   | VESTAL WHITE<br>CES1054-398 OR -170*<br>CES1054-802 (ACRYLIC)     | SAN REMO TURQUOISE<br>CES1054-705<br>CES1054-804 (ACRYLIC)    |  |
|           |                |                         |                                      |                                      |                                      |                                      |   | 3   | VESTAL WHITE<br>CES1054-398 OR -170*<br>CES1054-802 (ACRYLIC)     | RACING GREEN<br>CES1054-692<br>CES1054-805 (ACRYLIC)          |  |
|           |                |                         |                                      |                                      |                                      |                                      |   | 4   | VESTAL WHITE<br>CES1054-398 OR -170*<br>CES1054-802 (ACRYLIC)     | VALOR RED<br>CES1054-409<br>CES1054-806 (ACRYLIC)             |  |
|           |                |                         |                                      |                                      |                                      |                                      |   | 5   | VESTAL WHITE<br>CES1054-398 OR -170*<br>CES1054-802 (ACRYLIC)     | VELVET BLACK<br>CES1054-151<br>CES1054-807 (ACRYLIC)          |  |
|           |                |                         |                                      |                                      |                                      |                                      |   | 6   | VESTAL WHITE<br>CES1054-398 OR -170*<br>CES1054-802 (ACRYLIC)     | MIDNIGHT TURQUOISE<br>CES1054-801 (ACRYLIC)                   |  |
|           |                | B                       | GOLD                                 | DULL BLACK (EPOXY)<br>CES-1054-482   | DULL BLACK (EPOXY)<br>CES-1054-482   | DULL BLACK (EPOXY)<br>CES-1054-482   |   | DULL BLACK (EPOXY)<br>CES-1054-482                            | 7   | VESTAL WHITE<br>CES1054-398 OR -170*<br>CES1054-802 (ACRYLIC) | HAWAIIAN RED<br>CES1054-509<br>CES1054-844 (ACRYLIC)       |
|           |                |                         |                                      |                                      |                                      |                                      |   | 8   | VESTAL WHITE<br>CES1054-398 OR -170*<br>CES1054-802 (ACRYLIC)     | AUTUMN RUSSET<br>CES1054-571<br>CES1054-835 (ACRYLIC)         |  |
|           |                |                         |                                      |                                      |                                      |                                      |   | 40  | VESTAL WHITE<br>CES1054-398 OR -170*<br>CES1054-802 (ACRYLIC)     | VELVET BLACK<br>CES1054-151<br>CES1054-807 (ACRYLIC)          | SAN REMO TURQUOISE<br>CES1054-705<br>CES1054-804 (ACRYLIC) |
|           |                |                         |                                      |                                      |                                      |                                      |   | 41  | VESTAL WHITE<br>CES1054-398 OR -170*<br>CES1054-802 (ACRYLIC)     | VELVET BLACK<br>CES1054-151<br>CES1054-807 (ACRYLIC)          | PINEHURST GREEN<br>CES1054-757<br>CES1054-836 (ACRYLIC)    |
|           |                |                         |                                      |                                      |                                      |                                      |   | 42  | VESTAL WHITE<br>CES1054-398 OR -170*<br>CES1054-802 (ACRYLIC)     | BERKSHIRE BROWN<br>CES1054-608<br>CES1054-830 (ACRYLIC)       | GOLDENROD<br>CES1054-448<br>CES1054-803 (ACRYLIC)          |
|           |                |                         |                                      |                                      |                                      |                                      |   | 43  | VESTAL WHITE<br>CES1054-398 OR -170*<br>CES1054-802 (ACRYLIC)     | BERKSHIRE BROWN<br>CES1054-608<br>CES1054-830 (ACRYLIC)       | VALOR RED<br>CES1054-409<br>CES1054-806 (ACRYLIC)          |
|           | C              | BLUE                    | LIGHT GRAY (LACQUER)<br>CES-1054-531 | LIGHT GRAY (LACQUER)<br>CES-1054-531 | LIGHT GRAY (LACQUER)<br>CES-1054-531 | LIGHT GRAY (LACQUER)<br>CES-1054-531 | 44  | VESTAL WHITE<br>CES1054-398 OR -170*<br>CES1054-802 (ACRYLIC) | ASPEN YELLOW<br>CES1054-606<br>CES1054-831 (ACRYLIC)              | VELVET BLACK<br>CES1054-151<br>CES1054-807 (ACRYLIC)          |  |
|           |                |                         |                                      |                                      |                                      | 45                                   | VESTAL WHITE<br>CES1054-398 OR -170*<br>CES1054-802 (ACRYLIC) | GOLDENROD<br>CES1054-448<br>CES1054-803 (ACRYLIC)             | BERKSHIRE BROWN<br>CES1054-608<br>CES1054-830 (ACRYLIC)           |   |  |
|           |                |                         |                                      |                                      |                                      | 46                                   | VESTAL WHITE<br>CES1054-398 OR -170*<br>CES1054-802 (ACRYLIC) | SAN REMO TURQUOISE<br>CES1054-705<br>CES1054-804 (ACRYLIC)    | VELVET BLACK<br>CES1054-151<br>CES1054-807 (ACRYLIC)              |   |  |
|           |                |                         |                                      |                                      |                                      | 47                                   | VESTAL WHITE<br>CES1054-398 OR -170*<br>CES1054-802 (ACRYLIC) | MIDNIGHT TURQUOISE<br>CES1054-801 (ACRYLIC)                   | VALOR RED<br>CES1054-409<br>CES1054-806 (ACRYLIC)                 |   |  |
|           |                |                         |                                      |                                      |                                      | 48                                   | VESTAL WHITE<br>CES1054-398 OR -170*<br>CES1054-802 (ACRYLIC) | MIDNIGHT TURQUOISE<br>CES1054-801 (ACRYLIC)                   | ASPEN YELLOW<br>CES1054-606<br>CES1054-831 (ACRYLIC)              |   |  |
|           |                |                         |                                      |                                      |                                      | 49                                   | VESTAL WHITE<br>CES1054-398 OR -170*<br>CES1054-802 (ACRYLIC) | VALOR RED<br>CES1054-409<br>CES1054-806 (ACRYLIC)             | VELVET BLACK<br>CES1054-151<br>CES1054-807 (ACRYLIC)              |   |  |
|           | D              | BRONZE                  | CORAL (LACQUER)<br>CES-1054-661      | GOLD (LACQUER)<br>CES-1054-663       | BLUE (LACQUER)<br>CES-1054-662       | BRONZE (LACQUER)<br>CES-1054-719     | 50  | VESTAL WHITE<br>CES1054-398 OR -170*<br>CES1054-802 (ACRYLIC) | HAWAIIAN RED<br>CES1054-509<br>CES1054-844 (ACRYLIC)              | VELVET BLACK<br>CES1054-151<br>CES1054-807 (ACRYLIC)          |  |
|           |                |                         |                                      |                                      |                                      | 51                                   | VESTAL WHITE<br>CES1054-398 OR -170*<br>CES1054-802 (ACRYLIC) | PINEHURST GREEN<br>CES1054-757<br>CES1054-836 (ACRYLIC)       | RACING GREEN<br>CES1054-692<br>CES1054-805 (ACRYLIC)              |   |  |
|           |                |                         |                                      |                                      |                                      | 52                                   | VESTAL WHITE<br>CES1054-398 OR -170*<br>CES1054-802 (ACRYLIC) | VELVET BLACK<br>CES1054-151<br>CES1054-807 (ACRYLIC)          | VALOR RED<br>CES1054-409<br>CES1054-806 (ACRYLIC)                 |   |  |
|           |                |                         |                                      |                                      |                                      | 53                                   | VESTAL WHITE<br>CES1054-398 OR -170*<br>CES1054-802 (ACRYLIC) | SIERRA BEIGE<br>CES1054-680<br>CES1054-756 (ACRYLIC)          | VELVET BLACK<br>CES1054-151<br>CES1054-807 (ACRYLIC)              |   |  |
|           |                |                         |                                      |                                      |                                      | 54                                   | VESTAL WHITE<br>CES1054-398 OR -170*<br>CES1054-802 (ACRYLIC) | AUTUMN RUSSET<br>CES1054-571<br>CES1054-835 (ACRYLIC)         | VELVET BLACK<br>CES1054-151<br>CES1054-807 (ACRYLIC)              |   |  |
|           |                |                         |                                      |                                      |                                      | 55                                   | VESTAL WHITE<br>CES1054-398 OR -170*<br>CES1054-802 (ACRYLIC) | CHESTNUT METALLIC<br>CES1054-556<br>CES1054-845 (ACRYLIC)     | SIERRA BEIGE<br>CES1054-680<br>CES1054-756 (ACRYLIC)              |   |  |
|           | Z              | OPTIONAL CARPET (BLACK) |                                      |                                      |                                      |                                      | 56  | VESTAL WHITE<br>CES1054-398 OR -170*<br>CES1054-802 (ACRYLIC) | EMERALD GREEN<br>METALLIC<br>CES1054-350<br>CES1054-846 (ACRYLIC) | VELVET BLACK<br>CES1054-151<br>CES1054-807 (ACRYLIC)          |  |

NOTE: WHEN ORDERING PAINT SPECIFY CES-1054 DASH NUMBER. EXAMPLE: CES1054-439  
\*On all over painted airplanes, base color will be vinyl. All other colors will be lacquer.

ALL DOMESTIC AIRCRAFT SERIAL 17254679 & ON  
WERE PAINTED WITH ACRYLIC PAINT

ALL FRENCH AIRCRAFT WERE PAINTED WITH LACQUER

MODEL 172

PAINT CODE CHART

MODEL 172

| YEAR                  | INTERIOR COLOR |                                  | INTERIOR PAINT                         |  |  |  | SERIAL LISTING   | EXTERIOR PAINT                  |                       |                                 |
|-----------------------|----------------|----------------------------------|--|--|--|--|--|---------------------------------|-----------------------|---------------------------------|
|                       | CODE           | COLOR                            | AF                                     | AV                                     | BF                                     | BV                                     |  | CODE                            | COLOR COMBINATIONS    |                                 |
| 1<br>9<br>7<br>6<br>7 | AF             | Bronze Fabric                    | BLACK SEMI-GLOSS (LACQUER) CES1054-156 | BLACK SEMI-GLOSS (LACQUER) CES1054-156 | BLACK SEMI-GLOSS (LACQUER) CES1054-156 | BLACK SEMI-GLOSS (LACQUER) CES1054-156 | <b>17254893</b><br><b>THRU</b><br><b>17256512</b><br><br><b>F172-0320</b><br><b>THRU</b><br><b>F172-0431,</b><br><b>F172-0436</b><br><b>THRU</b><br><b>F172-0442,</b><br><b>F172-0444</b><br><b>THRU</b><br><b>F172-0446</b> | 1                               | VESTAL WHITE          | GOLDEN ROD                      |
|                       |                |                                  | 201                                    | CES1054-802 (ACRYLIC)                  | CES1054-803 (ACRYLIC)                  | CES1054-448*                           |  | 2                               | VESTAL WHITE          | VALOR RED                       |
|                       |                |                                  | 301                                    | CES1054-398*                           | CES1054-806 (ACRYLIC)                  | CES1054-409*                           |  | 3                               | VESTAL WHITE          | IMPERIAL BURGUNDY MET (ACRYLIC) |
|                       |                |                                  | 2                                      | VESTAL WHITE                           | VALOR RED                              | CES1054-767                            |  | 202                             | CES1054-802 (ACRYLIC) | CES1054-841*                    |
|                       | AV             | Bronze Vinyl                     | DULL BLACK (LACQUER) CES1054-193       | DULL BLACK (LACQUER) CES1054-193       | DULL BLACK (LACQUER) CES1054-193       | DULL BLACK (LACQUER) CES1054-193       |  | 302                             | VESTAL WHITE          | VELVET BLACK                    |
|                       |                |                                  | 4                                      | VESTAL WHITE                           | VELVET BLACK                           | 203                                    |  | CES1054-802 (ACRYLIC)           | CES1054-151*          |                                 |
|                       |                |                                  | 204                                    | CES1054-802 (ACRYLIC)                  | CES1054-807 (ACRYLIC)                  | 303                                    |  | CES1054-398*                    | BELFAST BROWN         |                                 |
|                       |                |                                  | 304                                    | CES1054-398*                           | CES1054-151*                           | 205                                    |  | VESTAL WHITE                    | CES1054-773 (ACRYLIC) |                                 |
|                       | BF             | Blue Fabric                      | DULL BLACK (EPOXY) CES1054-482         | DULL BLACK (EPOXY) CES1054-482         | DULL BLACK (EPOXY) CES1054-482         | DULL BLACK (EPOXY) CES1054-482         |  | 305                             | VESTAL WHITE          | EMPIRESS BLUE                   |
|                       |                |                                  | 6                                      | VESTAL WHITE                           | EMPIRESS BLUE                          | 206                                    |  | CES1054-802 (ACRYLIC)           | CES1054-604*          |                                 |
|                       |                |                                  | 207                                    | CES1054-802 (ACRYLIC)                  | CES1054-832 (ACRYLIC)                  | 306                                    |  | CES1054-398*                    | CES1054-604*          |                                 |
|                       |                |                                  | 7                                      | VESTAL WHITE                           | VENICE BLUE MET                        | 208                                    |  | VESTAL WHITE                    | CES1054-572*          |                                 |
| BV                    | Blue Vinyl     | LIGHT GRAY (LACQUER) CES1054-531 | LIGHT GRAY (LACQUER) CES1054-531       | LIGHT GRAY (LACQUER) CES1054-531       | LIGHT GRAY (LACQUER) CES1054-531       | 307                                    | VESTAL WHITE   | RACING GREEN                    |                       |                                 |
|                       |                | 8                                | VESTAL WHITE                           | RACING GREEN                           | 208                                    | CES1054-802 (ACRYLIC)                  | CES1054-805 (ACRYLIC)  |                                 |                       |                                 |
|                       |                | 208                              | CES1054-802 (ACRYLIC)                  | CES1054-805 (ACRYLIC)                  | 308                                    | CES1054-398*                           | CES1054-692*   |                                 |                       |                                 |
|                       |                | 70                               | VESTAL WHITE                           | TROPICAL ORANGE                        | 270                                    | VESTAL WHITE                           | ITALIAN GOLD   |                                 |                       |                                 |
| CF                    | Avocado Fabric | BRONZE (LACQUER) CES1054-719     | BRONZE (LACQUER) CES1054-719           | BLUE (LACQUER) CES1054-798             | BLUE (LACQUER) CES1054-798             | 271                                    | VESTAL WHITE   | TROPICAL ORANGE                 |                       |                                 |
|                       |                | 71                               | VESTAL WHITE                           | TROPICAL ORANGE                        | 271                                    | CES1054-802 (ACRYLIC)                  | VALOR RED  |                                 |                       |                                 |
|                       |                | 371                              | CES1054-802 (ACRYLIC)                  | VALOR RED                              | 272                                    | VESTAL WHITE                           | CES1054-806 (ACRYLIC)  |                                 |                       |                                 |
|                       |                | 72                               | VESTAL WHITE                           | TROPICAL ORANGE                        | 272                                    | CES1054-802 (ACRYLIC)                  | AUTUMN RUSSET MET  |                                 |                       |                                 |
|                       | CV             | Avocado Vinyl                    | DULL BLACK (LACQUER) CES1054-193       | DULL BLACK (LACQUER) CES1054-193       | DULL BLACK (LACQUER) CES1054-193       | DULL BLACK (LACQUER) CES1054-193       | 372  | VESTAL WHITE                    | CES1054-835 (ACRYLIC) |                                 |
|                       |                |                                  | 73                                     | VESTAL WHITE                           | EMPIRESS BLUE                          | 273                                    | VESTAL WHITE   | ARISTO BLUE MET                 |                       |                                 |
|                       |                |                                  | 373                                    | CES1054-802 (ACRYLIC)                  | ARISTO BLUE MET                        | 273                                    | CES1054-802 (ACRYLIC)  | CES1054-837 (ACRYLIC)           |                       |                                 |
|                       |                |                                  | 74                                     | VESTAL WHITE                           | EMPIRESS BLUE                          | 274                                    | VESTAL WHITE   | VENICE BLUE MET                 |                       |                                 |
|                       | DF             | Red Fabric                       | DULL BLACK (EPOXY) CES1054-482         | DULL BLACK (EPOXY) CES1054-482         | DULL BLACK (EPOXY) CES1054-482         | DULL BLACK (EPOXY) CES1054-482         | 374  | VESTAL WHITE                    | VENICE BLUE MET       |                                 |
|                       |                |                                  | 75                                     | VESTAL WHITE                           | VENICE BLUE MET                        | 275                                    | VESTAL WHITE   | VELVET BLACK                    |                       |                                 |
|                       |                |                                  | 275                                    | CES1054-802 (ACRYLIC)                  | VELVET BLACK                           | 375                                    | VESTAL WHITE   | CES1054-807 (ACRYLIC)           |                       |                                 |
|                       |                |                                  | 76                                     | VESTAL WHITE                           | VELVET BLACK                           | 276                                    | VESTAL WHITE   | VELVET BLACK                    |                       |                                 |
| DV                    | Red Vinyl      | LIGHT GRAY (LACQUER) CES1054-531 | LIGHT GRAY (LACQUER) CES1054-531       | LIGHT GRAY (LACQUER) CES1054-531       | LIGHT GRAY (LACQUER) CES1054-531       | 376                                    | VESTAL WHITE   | CES1054-807 (ACRYLIC)           |                       |                                 |
|                       |                | 77                               | VESTAL WHITE                           | IMPERIAL BURGUNDY MET (ACRYLIC)        | 277                                    | VESTAL WHITE                           | IMPERIAL BURGUNDY MET (ACRYLIC)  |                                 |                       |                                 |
|                       |                | 277                              | CES1054-802 (ACRYLIC)                  | CES1054-767                            | 377                                    | VESTAL WHITE                           | CES1054-767  |                                 |                       |                                 |
|                       |                | 78                               | VESTAL WHITE                           | VALOR RED                              | 278                                    | VESTAL WHITE                           | VALOR RED  |                                 |                       |                                 |
| CF                    | Avocado Fabric | AVOCADO (LACQUER) CES1054-798    | AVOCADO (LACQUER) CES1054-798          | RED (LACQUER) CES1054-718              | RED (LACQUER) CES1054-718              | 278                                    | VESTAL WHITE   | VALOR RED                       |                       |                                 |
|                       |                | 78                               | VESTAL WHITE                           | VALOR RED                              | 278                                    | CES1054-802 (ACRYLIC)                  | CES1054-806 (ACRYLIC)  |                                 |                       |                                 |
|                       |                | 378                              | CES1054-802 (ACRYLIC)                  | VALOR RED                              | 279                                    | VESTAL WHITE                           | VELVET BLACK   |                                 |                       |                                 |
|                       |                | 79                               | VESTAL WHITE                           | VELVET BLACK                           | 379                                    | VESTAL WHITE                           | CES1054-807 (ACRYLIC)  |                                 |                       |                                 |
|                       | CV             | Avocado Vinyl                    | DULL BLACK (EPOXY) CES1054-482         | DULL BLACK (EPOXY) CES1054-482         | DULL BLACK (EPOXY) CES1054-482         | DULL BLACK (EPOXY) CES1054-482         | 280  | VESTAL WHITE                    | ITALIAN GOLD          |                                 |
|                       |                |                                  | 80                                     | VESTAL WHITE                           | ITALIAN GOLD                           | 280                                    | CES1054-802 (ACRYLIC)  | CES1054-834 (ACRYLIC)           |                       |                                 |
|                       |                |                                  | 380                                    | CES1054-802 (ACRYLIC)                  | CES1054-834 (ACRYLIC)                  | 281                                    | VESTAL WHITE   | BELFAST BROWN                   |                       |                                 |
|                       |                |                                  | 81                                     | VESTAL WHITE                           | BELFAST BROWN                          | 381                                    | VESTAL WHITE   | CES1054-773 (ACRYLIC)           |                       |                                 |
|                       | DF             | Red Fabric                       | LIGHT GRAY (LACQUER) CES1054-531       | LIGHT GRAY (LACQUER) CES1054-531       | LIGHT GRAY (LACQUER) CES1054-531       | LIGHT GRAY (LACQUER) CES1054-531       | 282  | VESTAL WHITE                    | AUTUMN RUSSET MET     |                                 |
|                       |                |                                  | 82                                     | VESTAL WHITE                           | AUTUMN RUSSET MET                      | 282                                    | CES1054-802 (ACRYLIC)  | CES1054-835 (ACRYLIC)           |                       |                                 |
|                       |                |                                  | 382                                    | CES1054-802 (ACRYLIC)                  | CES1054-835 (ACRYLIC)                  | 83                                     | VESTAL WHITE   | IMPERIAL BURGUNDY MET (ACRYLIC) |                       |                                 |
|                       |                |                                  | 283                                    | VESTAL WHITE                           | IMPERIAL BURGUNDY MET (ACRYLIC)        | 383                                    | VESTAL WHITE   | CES1054-767                     |                       |                                 |
| DV                    | Red Vinyl      | AVOCADO (LACQUER) CES1054-797    | AVOCADO (LACQUER) CES1054-797          | RED (LACQUER) CES1054-718              | RED (LACQUER) CES1054-718              | 284                                    | VESTAL WHITE   | VELVET BLACK                    |                       |                                 |
|                       |                | 84                               | VESTAL WHITE                           | VELVET BLACK                           | 284                                    | CES1054-802 (ACRYLIC)                  | CES1054-807 (ACRYLIC)  |                                 |                       |                                 |
|                       |                | 384                              | CES1054-802 (ACRYLIC)                  | CES1054-807 (ACRYLIC)                  | 85                                     | VESTAL WHITE                           | GLENWOOD GREEN MET   |                                 |                       |                                 |
|                       |                | 285                              | VESTAL WHITE                           | GLENWOOD GREEN MET                     | 385                                    | VESTAL WHITE                           | CES1054-786 (ACRYLIC)  |                                 |                       |                                 |
| CF                    | Avocado Fabric | DULL BLACK (LACQUER) CES1054-193 | DULL BLACK (LACQUER) CES1054-193       | DULL BLACK (LACQUER) CES1054-193       | DULL BLACK (LACQUER) CES1054-193       | 286                                    | VESTAL WHITE   | VALOR RED                       |                       |                                 |
|                       |                | 86                               | VESTAL WHITE                           | VALOR RED                              | 286                                    | CES1054-802 (ACRYLIC)                  | CES1054-805 (ACRYLIC)  |                                 |                       |                                 |
|                       |                | 386                              | CES1054-802 (ACRYLIC)                  | CES1054-805 (ACRYLIC)                  | 286                                    | VESTAL WHITE                           | VALOR RED  |                                 |                       |                                 |
|                       |                | 286                              | VESTAL WHITE                           | VALOR RED                              | 386                                    | VESTAL WHITE                           | VALOR RED  |                                 |                       |                                 |

NOTE: WHEN ORDERING PAINT SPECIFY CES1054 DASH NUMBER. EXAMPLE: CES1054-156  
 \*Lacquer paint, used on French aircraft only.

| MODEL 172                                     |                                       |   | PAINT CODE CHART                          |   |  |   |   | MODEL 172   |                                     |   |  |
|---|---------------------------------------|---|---|---|--|---|---|---|-------------------------------------|---|--|
| YEAR  | INTERIOR COLOR                        |   | INTERIOR PAINT                            |   |  |   |   | SERIAL LISTING  | EXTERIOR PAINT                      |   |  |
|   | CODE                                  | COLOR   | AF  | AV  | BF   | BV  | CF  |   | CODE                                | COLOR COMBINATIONS                                    |  |
| 1<br>9<br>8<br>6<br>8                         | AF                                    | Bronze Fabric<br>(F172 ONLY)                    | BLACK SEMI-GLOSS (LACQUER)<br>CES1054-156 | BLACK SEMI-GLOSS (LACQUER)<br>CES1054-156             | BLACK SEMI-GLOSS (LACQUER)<br>CES1054-156          | BLACK SEMI-GLOSS (LACQUER)<br>CES1054-156 | BLACK SEMI-GLOSS (LACQUER)<br>CES1054-156 | 17256513<br>THRU<br>17257161<br><br>F172-0432<br>THRU<br>F172-0435,<br>F172-0443,<br>F172-0447<br>THRU<br>F172-0559 | 10<br>210<br>310                    | VESTAL WHITE<br>CES1054-802 (ACRYLIC)<br>CES1054-398* | TROPICAL ORANGE<br>CES1054-774 (ACRYLIC)<br>CES1054-849* |
|   |                                       |   | 11<br>211<br>311                          | VESTAL WHITE<br>CES1054-802 (ACRYLIC)<br>CES1054-398* | VALOR RED<br>CES1054-806 (ACRYLIC)<br>CES1054-409* |   |   |   |                                     |   |  |
|   | AV                                    | Bronze Vinyl<br>(F172 ONLY)                     | DULL BLACK (LACQUER)<br>CES1054-193       | DULL BLACK (LACQUER)<br>CES1054-193                   | DULL BLACK (LACQUER)<br>CES1054-193                | DULL BLACK (LACQUER)<br>CES1054-193       | DULL BLACK (LACQUER)<br>CES1054-193       |   | 12<br>212<br>312                    | VESTAL WHITE<br>CES1054-802 (ACRYLIC)<br>CES1054-398* | CRANBERRY<br>CES1054-875 (ACRYLIC)<br>CES1054-881*       |
|   |                                       |   | BF  | Blue Fabric   | DULL BLACK (EPOXY)<br>CES1054-482                  | DULL BLACK (EPOXY)<br>CES1054-482         | DULL BLACK (EPOXY)<br>CES1054-482         |   | DULL BLACK (EPOXY)<br>CES1054-482   | DULL BLACK (EPOXY)<br>CES1054-482                     | 13<br>213<br>313   |
|   | BV                                    | Blue Vinyl                                      |   |   | LIGHT GRAY (LACQUER)<br>CES1054-531                | LIGHT GRAY (LACQUER)<br>CES1054-531       | LIGHT GRAY (LACQUER)<br>CES1054-531       |   | LIGHT GRAY (LACQUER)<br>CES1054-531 | LIGHT GRAY (LACQUER)<br>CES1054-531                   | 14<br>214<br>314   |
|   |                                       |   | CF  | Avocado Fabric<br>(VINYL)                             | BRONZE (LACQUER)<br>CES1054-719                    | BRONZE (LACQUER)<br>CES1054-719           | BLUE (LACQUER)<br>CES1054-798             |   | BLUE (LACQUER)<br>CES1054-798       | AVOCADO (LACQUER)<br>CES1054-798                      | 15<br>215<br>315   |
|   | CV                                    | Avocado Vinyl                                   |   |   | BRONZE (VINYL)<br>CES1054-751                      | BRONZE (VINYL)<br>CES1054-751             | BLUE (VINYL)<br>CES1054-798               |   | BLUE (VINYL)<br>CES1054-798         | AVOCADO (VINYL)<br>CES1054-797                        | 16<br>216<br>316   |
|   |                                       |   | DF  | Red Fabric  | DULL BLACK (LACQUER)<br>CES1054-193                | DULL BLACK (LACQUER)<br>CES1054-193       | DULL BLACK (LACQUER)<br>CES1054-193       |   | DULL BLACK (LACQUER)<br>CES1054-193 | DULL BLACK (LACQUER)<br>CES1054-193                   | 17<br>217<br>317   |
|   | DV                                    | Red Vinyl                                       |   |   | DULL BLACK (EPOXY)<br>CES1054-482                  | DULL BLACK (EPOXY)<br>CES1054-482         | DULL BLACK (EPOXY)<br>CES1054-482         |   | DULL BLACK (EPOXY)<br>CES1054-482   | DULL BLACK (EPOXY)<br>CES1054-482                     | 18<br>218<br>318   |
|   |                                       |   | GF  | Tan Fabric<br>(172 ONLY)                              | LIGHT GRAY (LACQUER)<br>CES1054-531                | LIGHT GRAY (LACQUER)<br>CES1054-531       | LIGHT GRAY (LACQUER)<br>CES1054-531       |   | LIGHT GRAY (LACQUER)<br>CES1054-531 | LIGHT GRAY (LACQUER)<br>CES1054-531                   | 19<br>219<br>319   |
| GV  | Tan Vinyl<br>(172 ONLY)               | AVOCADO (LACQUER)<br>CES1054-798                |   |   | RED (LACQUER)<br>CES1054-718                       | RED (LACQUER)<br>CES1054-718              | TAN (LACQUER)<br>CES1054-717              | TAN (LACQUER)<br>CES1054-717  | 20<br>220<br>320                    | VESTAL WHITE<br>CES1054-802 (ACRYLIC)                 | IMPERIAL BURGUNDY<br>MET (ACRYLIC)<br>CES1054-767        |
|   |                                       | 21<br>221<br>321                                | VESTAL WHITE<br>CES1054-802 (ACRYLIC)     | PINEHURST GREEN<br>CES1054-835 (ACRYLIC)              |  |   |   |   |                                     |   |  |
| 22<br>222<br>322                              | VESTAL WHITE<br>CES1054-802 (ACRYLIC) | GLENWOOD GREEN<br>MET (ACRYLIC)<br>CES 1054-768 |   |   |  |   |   |   |                                     |   |  |
| 23<br>223<br>323                              | VESTAL WHITE<br>CES1054-802 (ACRYLIC) | CHESTNUT MET<br>CES1054-845 (ACRYLIC)           |   |   |  |   |   |   |                                     |   |  |
| *Lacquer paint, used on French Aircraft only. |                                       |   |   |   |  |   |   |   |                                     |   |  |

NOTE: WHEN ORDERING PAINT SPECIFY CES1054 DASH NUMBER. EXAMPLE: CES1054-156

| MODEL 172        |                |                   | PAINT CODE CHART                               |   |  |  | MODEL 172  |   |   |   |   |  |
|------------------|----------------|-------------------|--|---|--|--|--|---|---|---|---|--|
| YEAR             | INTERIOR COLOR |                   | INTERIOR PAINT                                 |   |  |  | LISTING  | EXTERIOR PAINT                                |   |   |   |  |
|                  | CODE           | COLOR             | BF   | BV  | DF   | DV   |  | CODE  | COLOR COMBINATIONS                            |   |   |  |
| 1<br>9<br>6<br>9 | BF             | Royal Blue Fabric | BLACK SEMI-GLOSS (LACQUER) CES1054-156         | BLACK SEMI-GLOSS (LACQUER) CES1054-156        | BLACK SEMI-GLOSS (LACQUER) CES1054-156         | BLACK SEMI-GLOSS (LACQUER) CES1054-156         | 17257162<br>THRU<br>17258486<br><br>F172-0560<br>THRU<br>F172-0654 | 901   | VESTAL WHITE (ACRYLIC) CES1054-398*           | VALOR RED (ACRYLIC) CES1054-409*                      |   |  |
|                  |                | BV                | Royal Blue Vinyl                               | DULL BLACK (LACQUER) CES1054-193              | DULL BLACK (LACQUER) CES1054-193               | DULL BLACK (LACQUER) CES1054-193               |  | DULL BLACK (LACQUER) CES1054-193              | 902   | VESTAL WHITE (ACRYLIC) CES1054-398*                   | BAROQUE GOLD MET (ACRYLIC) CES1054-928*       |  |
|                  |                |                   | DF   | Dragon Red Fabric                             | DULL BLACK (EPOXY) CES1054-482                 | DULL BLACK (EPOXY) CES1054-482                 |  | DULL BLACK (EPOXY) CES1054-482                | DULL BLACK (EPOXY) CES1054-482                | 903   | VESTAL WHITE (ACRYLIC) CES1054-398*           | GOLDENROD (ACRYLIC) CES1054-803 (ACRYLIC) CES1054-448*         |
|                  |                |                   |  | DV  | Dragon Red Vinyl                               | DULL BLACK (LACQUER) CES1054-531               |  | DULL BLACK (LACQUER) CES1054-531              | DULL BLACK (LACQUER) CES1054-531              | DULL BLACK (LACQUER) CES1054-531                      | 904   | VESTAL WHITE (ACRYLIC) CES1054-398*                            |
|                  | GF             | Canyon Tan Fabric | BLUE (LACQUER) CES1054-906 (VINYL) CES1054-907 |   | BLUE (LACQUER) CES1054-906 (VINYL) CES1054-907 | RED (LACQUER) CES1054-904 (VINYL) CES1054-905  |  | RED (LACQUER) CES1054-904 (VINYL) CES1054-905 | 905   | VESTAL WHITE (ACRYLIC) CES1054-398*                   | NORDIC BLUE MET (ACRYLIC) CES1054-929*        |  |
|                  |                | GV                | Canyon Tan Vinyl                               | GF  | GV   | HF   |  | HV  | 906   | VESTAL WHITE (ACRYLIC) CES1054-398*                   | CATALINA BLUE MET (ACRYLIC) CES1054-930*      |  |
|                  |                |                   | HF   | Velvet Gold Fabric                            | DULL BLACK (LACQUER) CES1054-482               | DULL BLACK (LACQUER) CES1054-482               |  | DULL BLACK (LACQUER) CES1054-482              | DULL BLACK (LACQUER) CES1054-482              | 907   | VESTAL WHITE (ACRYLIC) CES1054-398*           | IMPERIAL BURGUNDY MET (ACRYLIC) CES1054-847*                   |
|                  |                | HV                |  | Velvet Gold Vinyl                             | LIGHT GRAY (LACQUER) CES1054-531               | LIGHT GRAY (LACQUER) CES1054-531               |  | LIGHT GRAY (LACQUER) CES1054-531              | LIGHT GRAY (LACQUER) CES1054-531              | 908   | VESTAL WHITE (ACRYLIC) CES1054-398*           | EMERALD GREEN MET (ACRYLIC) CES1054-846 (ACRYLIC) CES1054-350* |
|                  | 9<br>6<br>9    |                   | GF   | Canyon Tan Fabric                             | BLACK SEMI-GLOSS (LACQUER) CES1054-156         | BLACK SEMI-GLOSS (LACQUER) CES1054-156         |  | BLACK SEMI-GLOSS (LACQUER) CES1054-156        | BLACK SEMI-GLOSS (LACQUER) CES1054-156        | 950   | VESTAL WHITE (ACRYLIC) CES1054-802 (ACRYLIC)  | EMERALD GREEN MET (ACRYLIC) CES1054-846 (ACRYLIC)              |
|                  |                | GV                |  | Canyon Tan Vinyl                              | DULL BLACK (LACQUER) CES1054-193               | DULL BLACK (LACQUER) CES1054-193               |  | DULL BLACK (LACQUER) CES1054-193              | DULL BLACK (LACQUER) CES1054-193              | 951   | VESTAL WHITE (ACRYLIC) CES1054-802 (ACRYLIC)  | VALOR RED (ACRYLIC) CES1054-806 (ACRYLIC)                      |
|                  |                |                   | HF   | Velvet Gold Fabric                            | DULL BLACK (EPOXY) CES1054-482                 | DULL BLACK (EPOXY) CES1054-482                 |  | DULL BLACK (EPOXY) CES1054-482                | DULL BLACK (EPOXY) CES1054-482                | 952   | TANGIER BEIGE (ACRYLIC) CES1054-916 (ACRYLIC) | VALOR RED (ACRYLIC) CES1054-806 (ACRYLIC)                      |
|                  |                | HV                |  | Velvet Gold Vinyl                             | LIGHT GRAY (LACQUER) CES1054-531               | LIGHT GRAY (LACQUER) CES1054-531               |  | LIGHT GRAY (LACQUER) CES1054-531              | LIGHT GRAY (LACQUER) CES1054-531              | 953   | VESTAL WHITE (ACRYLIC) CES1054-802 (ACRYLIC)  | IMPERIAL BURGUNDY MET (ACRYLIC) CES1054-767 (ACRYLIC)          |
| 9<br>6<br>9      | GF             |                   | Canyon Tan Fabric                              | TAN (LACQUER) CES1054-717 (VINYL) CES1054-749 | TAN (LACQUER) CES1054-717 (VINYL) CES1054-749  | GOLD (LACQUER) CES1054-908 (VINYL) CES1054-909 | GOLD (LACQUER) CES1054-908 (VINYL) CES1054-909                     | 954   | TANGIER BEIGE (ACRYLIC) CES1054-916 (ACRYLIC) | IMPERIAL BURGUNDY MET (ACRYLIC) CES1054-767 (ACRYLIC) |   |  |
|                  |                | GV                | Canyon Tan Vinyl                               | DULL BLACK (LACQUER) CES1054-193              | DULL BLACK (LACQUER) CES1054-193               | DULL BLACK (LACQUER) CES1054-193               | DULL BLACK (LACQUER) CES1054-193                                   | 955   | POLARIS BLUE (ACRYLIC) CES1054-917 (ACRYLIC)  | CATALINA BLUE MET (ACRYLIC) CES1054-914 (ACRYLIC)     |   |  |
|                  | HF             |                   | Velvet Gold Fabric                             | DULL BLACK (EPOXY) CES1054-482                | DULL BLACK (EPOXY) CES1054-482                 | DULL BLACK (EPOXY) CES1054-482                 | DULL BLACK (EPOXY) CES1054-482                                     | 956   | VESTAL WHITE (ACRYLIC) CES1054-802 (ACRYLIC)  | CATALINA BLUE MET (ACRYLIC) CES1054-914 (ACRYLIC)     |   |  |
|                  |                | HV                | Velvet Gold Vinyl                              | LIGHT GRAY (LACQUER) CES1054-531              | LIGHT GRAY (LACQUER) CES1054-531               | LIGHT GRAY (LACQUER) CES1054-531               | LIGHT GRAY (LACQUER) CES1054-531                                   | 957   | POLARIS BLUE (ACRYLIC) CES1054-917 (ACRYLIC)  | NORDIC BLUE MET (ACRYLIC) CES1054-778 (ACRYLIC)       |   |  |
| 9<br>6<br>9      | GF             |                   | Canyon Tan Fabric                              | TAN (LACQUER) CES1054-717 (VINYL) CES1054-749 | TAN (LACQUER) CES1054-717 (VINYL) CES1054-749  | GOLD (LACQUER) CES1054-908 (VINYL) CES1054-909 | GOLD (LACQUER) CES1054-908 (VINYL) CES1054-909                     | 958   | VESTAL WHITE (ACRYLIC) CES1054-802 (ACRYLIC)  | NORDIC BLUE MET (ACRYLIC) CES1054-778 (ACRYLIC)       |   |  |
|                  |                | GV                | Canyon Tan Vinyl                               | DULL BLACK (LACQUER) CES1054-193              | DULL BLACK (LACQUER) CES1054-193               | DULL BLACK (LACQUER) CES1054-193               | DULL BLACK (LACQUER) CES1054-193                                   | 959   | SUN YELLOW (ACRYLIC) CES1054-918 (ACRYLIC)    | GOLDENROD (ACRYLIC) CES1054-803 (ACRYLIC)             |   |  |
|                  | HF             |                   | Velvet Gold Fabric                             | DULL BLACK (EPOXY) CES1054-482                | DULL BLACK (EPOXY) CES1054-482                 | DULL BLACK (EPOXY) CES1054-482                 | DULL BLACK (EPOXY) CES1054-482                                     | 960   | SUN YELLOW (ACRYLIC) CES1054-918 (ACRYLIC)    | BAROQUE GOLD MET (ACRYLIC) CES1054-913 (ACRYLIC)      |   |  |
|                  |                | HV                | Velvet Gold Vinyl                              | LIGHT GRAY (LACQUER) CES1054-531              | LIGHT GRAY (LACQUER) CES1054-531               | LIGHT GRAY (LACQUER) CES1054-531               | LIGHT GRAY (LACQUER) CES1054-531                                   | 961   | SUN YELLOW (ACRYLIC) CES1054-918 (ACRYLIC)    | BELFAST BROWN (ACRYLIC) CES1054-773 (ACRYLIC)         |   |  |
| 9<br>6<br>9      | GF             |                   | Canyon Tan Fabric                              | TAN (LACQUER) CES1054-717 (VINYL) CES1054-749 | TAN (LACQUER) CES1054-717 (VINYL) CES1054-749  | GOLD (LACQUER) CES1054-908 (VINYL) CES1054-909 | GOLD (LACQUER) CES1054-908 (VINYL) CES1054-909                     | 962   | VESTAL WHITE (ACRYLIC) CES1054-802 (ACRYLIC)  | GOLDENROD (ACRYLIC) CES1054-803 (ACRYLIC)             |   |  |
|                  |                | GV                | Canyon Tan Vinyl                               | DULL BLACK (LACQUER) CES1054-193              | DULL BLACK (LACQUER) CES1054-193               | DULL BLACK (LACQUER) CES1054-193               | DULL BLACK (LACQUER) CES1054-193                                   | 963   | VESTAL WHITE (ACRYLIC) CES1054-802 (ACRYLIC)  | KINGSTON GREEN MET (ACRYLIC) CES1054-919 (ACRYLIC)    |   |  |
|                  | HF             |                   | Velvet Gold Fabric                             | DULL BLACK (EPOXY) CES1054-482                | DULL BLACK (EPOXY) CES1054-482                 | DULL BLACK (EPOXY) CES1054-482                 | DULL BLACK (EPOXY) CES1054-482                                     |   |   |   |   |  |
|                  |                | HV                | Velvet Gold Vinyl                              | LIGHT GRAY (LACQUER) CES1054-531              | LIGHT GRAY (LACQUER) CES1054-531               | LIGHT GRAY (LACQUER) CES1054-531               | LIGHT GRAY (LACQUER) CES1054-531                                   |   |   |   |   |  |

NOTE: WHEN ORDERING PAINT SPECIFY CES1054 DASH NUMBER. EXAMPLE: CES1054-156 \*Lacquer paint, used on French Aircraft only.



| MODEL 172 |                |                    | PAINT CODE CHART                       |  |  |  | MODEL 172   |                    |                    |  |  |  |
|-----------|----------------|--------------------|--|--|--|--|---|--------------------|--------------------|--|--|--|
| YEAR      | INTERIOR COLOR |                    | INTERIOR PAINT                         |  |  |  | SERIAL LISTING  | EXTERIOR PAINT     |                    |  |  |  |
|           | CODE           | COLOR              | AF                                     | AV                                     | BF                                     | BV                                     |   | CODE               | COLOR COMBINATIONS |  |  |  |
| 1980      | AF             | Clove Brown Fabric | BLACK SEMI-GLOSS (LACQUER) CES1054-156 | BLACK SEMI-GLOSS (LACQUER) CES1054-156 | BLACK SEMI-GLOSS (LACQUER) CES1054-156 | BLACK SEMI-GLOSS (LACQUER) CES1054-156 | <b>17258487</b><br><b>THRU</b><br><b>17259223</b><br><br><b>#7100655</b><br><b>THRU</b><br><b>F17200754</b> | 701 VESTAL WHITE   | PROVINCIAL RED MET |  |  |  |
|           |                |                    | 702 VESTAL WHITE                       | BLACK CHERRY MET                       |  |  |   |                    |                    |  |  |  |
|           |                |                    | 703 VESTAL WHITE                       | VALOR RED                              |  |  |   |                    |                    |  |  |  |
|           | AV             | Clove Brown Vinyl  | DULL BLACK (LACQUER) CES1054-193       | DULL BLACK (LACQUER) CES1054-193       | DULL BLACK (LACQUER) CES1054-193       | DULL BLACK (LACQUER) CES1054-193       |   | 704 VESTAL WHITE   | ITALIAN GOLD       |  |  |  |
|           |                |                    | 705 VESTAL WHITE                       | VALOR RED                              |  |  |   |                    |                    |  |  |  |
|           |                |                    | 706 VESTAL WHITE                       | GLENWOOD GREEN MET                     |  |  |   |                    |                    |  |  |  |
|           | BF             | Silver Teal Fabric | CLOUD GRAY (LACQUER) CES1054-531       | CLOUD GRAY (LACQUER) CES1054-531       | CLOUD GRAY (LACQUER) CES1054-531       | CLOUD GRAY (LACQUER) CES1054-531       |   | 707 VESTAL WHITE   | BLUE WING MET      |  |  |  |
|           |                |                    | 708 VESTAL WHITE                       | VENICE BLUE MET                        |  |  |   |                    |                    |  |  |  |
|           |                |                    | 709 VESTAL WHITE                       | VELVET BLACK                           |  |  |   |                    |                    |  |  |  |
|           | BV             | Silver Teal Vinyl  | BROWN (LACQUER) CES1054-970            | BROWN (LACQUER) CES1054-970            | BLUE (LACQUER) CES1054-972             | BLUE (LACQUER) CES1054-972             |   | 710 VESTAL WHITE   | TIGER YELLOW       |  |  |  |
|           |                |                    | 711 VESTAL WHITE                       | PROVINCIAL RED MET                     |  |  |   |                    |                    |  |  |  |
|           |                |                    | 712 LUSTER WHITE                       | PROVINCIAL RED MET                     |  |  |   |                    |                    |  |  |  |
| 1987      | MF             | Merigold Fabric    | BLACK SEMI-GLOSS (LACQUER) CES1054-156 | BLACK SEMI-GLOSS (LACQUER) CES1054-156 | BLACK SEMI-GLOSS (LACQUER) CES1054-156 | BLACK SEMI-GLOSS (LACQUER) CES1054-156 | 4701 LUSTER WHITE   | PROVINCIAL RED MET |                    |  |  |  |
|           |                |                    | 4702 LUSTER WHITE                      | BLACK CHERRY MET                       |  |  |   |                    |                    |  |  |  |
|           |                |                    | 4703 LUSTER WHITE                      | VALOR RED                              |  |  |   |                    |                    |  |  |  |
|           | MV             | Merigold Vinyl     | DULL BLACK (LACQUER) CES1054-193       | DULL BLACK (LACQUER) CES1054-193       | DULL BLACK (LACQUER) CES1054-193       | DULL BLACK (LACQUER) CES1054-193       | 4704 LUSTER WHITE   | ITALIAN GOLD       |                    |  |  |  |
|           |                |                    | 4705 LUSTER WHITE                      | VALOR RED                              |  |  |   |                    |                    |  |  |  |
|           |                |                    | 4706 LUSTER WHITE                      | GLENWOOD GREEN MET                     |  |  |   |                    |                    |  |  |  |
|           | CF             | Light Olive Fabric | CLOUD GRAY (LACQUER) CES1054-531       | CLOUD GRAY (LACQUER) CES1054-531       | CLOUD GRAY (LACQUER) CES1054-531       | CLOUD GRAY (LACQUER) CES1054-531       | 4707 LUSTER WHITE   | BLUE WING MET      |                    |  |  |  |
|           |                |                    | 4708 LUSTER WHITE                      | VENICE BLUE MET                        |  |  |   |                    |                    |  |  |  |
|           |                |                    | 4709 LUSTER WHITE                      | VELVET BLACK                           |  |  |   |                    |                    |  |  |  |
|           | CV             | Light Olive Vinyl  | MARIGOLD (LACQUER) CES1064-973         | MARIGOLD (LACQUER) CES1064-973         | OLIVE (LACQUER) CES1054-971            | OLIVE (LACQUER) CES1054-971            | 4710 LUSTER WHITE   | TIGER YELLOW       |                    |  |  |  |
|           |                |                    | 740 VESTAL WHITE                       | PROVINCIAL RED MET                     |  |  |   |                    |                    |  |  |  |
|           |                |                    | 741 VESTAL WHITE                       | PROVINCIAL RED MET                     |  |  |   |                    |                    |  |  |  |

NOTE: WHEN ORDERING PAINT SPECIFY CES1054 DASH NUMBER. EXAMPLE: CES1054-156

\*Lacquer paint, used on French Aircraft only.

| MODEL 172        |                      |  | PAINT CODE CHART                       |   |   |  | MODEL 172  |   |   |   |
|------------------|----------------------|--|--|---|---|--|--|---|---|---|
| YEAR             | INTERIOR COLOR       |  | INTERIOR PAINT                         |   |   |  | SERIAL LISTING   | EXTERIOR PAINT                              |   |   |
|                  | CODE                 | COLOR                                  | AF                                     | AV  | BF  | BV                                     |  | CODE  | COLOR COMBINATIONS                      |   |
| 1<br>9<br>7<br>1 | AF                   | Clove Brown Fabric                     | BLACK SEMI-GLOSS (LACQUER) CES1054-156 | BLACK SEMI-GLOSS (LACQUER) CES1054-156      | BLACK SEMI-GLOSS (LACQUER) CES1054-156      | BLACK SEMI-GLOSS (LACQUER) CES1054-156 | <b>17259224</b><br><b>THRU</b><br><b>17259903</b><br><br><b>F17200755</b><br><b>THRU</b><br><b>F17200804</b> | 101   | VESTAL WHITE CES1054-802 (ACRYLIC)      | VALOR RED CES1054-806 (ACRYLIC)         |
|                  |                      |  | 102                                    | VESTAL WHITE CES1054-802 (ACRYLIC)          | DUBONNET <sup>®</sup> CES1054-A18 (ACRYLIC) |  |  |   |   |   |
|                  | AV                   | Clove Brown Vinyl                      | DULL BLACK (LACQUER) CES1054-193       | DULL BLACK (LACQUER) CES1054-193            | DULL BLACK (LACQUER) CES1054-193            | DULL BLACK (LACQUER) CES1054-193       |  | 103   | VESTAL WHITE CES1054-802 (ACRYLIC)      | GOLDENROD CES1054-803 (ACRYLIC)         |
|                  |                      |  | 104                                    | VESTAL WHITE CES1054-802 (ACRYLIC)          | COLONIAL BLUE MET CES1054-A21 (ACRYLIC)     |  |  |   |   |   |
|                  | BF                   | Holiday Blue Fabric                    | CLOUD GRAY (LACQUER) CES1054-531       | CLOUD GRAY (LACQUER) CES1054-531            | CLOUD GRAY (LACQUER) CES1054-531            | CLOUD GRAY (LACQUER) CES1054-531       |  | 105   | VESTAL WHITE CES1054-802 (ACRYLIC)      | OLIVE CES1054-944 (ACRYLIC)             |
|                  |                      |  | 106                                    | VESTAL WHITE CES1054-802 (ACRYLIC)          | VELVET BLACK CES1054-807 (ACRYLIC)          |  |  |   |   |   |
|                  | BV                   | Holiday Blue Vinyl                     | BROWN (LACQUER) CES1054-970            | BROWN (LACQUER) CES1054-970                 | BLUE (LACQUER) CES1054-A25                  | BLUE (LACQUER) CES1054-A25             |  | 1101  | LUSTER WHITE CES1054-967 (ACRYLIC)      | VALOR RED CES1054-806 (ACRYLIC)         |
|                  |                      |  | 1102                                   | LUSTER WHITE CES1054-967 (ACRYLIC)          | DUBONNET <sup>®</sup> CES1054-A18 (ACRYLIC) |  |  |   |   |   |
|                  | CF                   | Picnic Green Fabric                    | BLACK SEMI-GLOSS (LACQUER) CES1054-156 | BLACK SEMI-GLOSS (LACQUER) CES1054-156      | BLACK SEMI-GLOSS (LACQUER) CES1054-156      | BLACK SEMI-GLOSS (LACQUER) CES1054-156 |  | 1103  | LUSTER WHITE CES1054-967 (ACRYLIC)      | GOLDENROD CES1054-803 (ACRYLIC)         |
|                  |                      |  | 1104                                   | LUSTER WHITE CES1054-967 (ACRYLIC)          | COLONIAL BLUE MET CES1054-A21 (ACRYLIC)     |  |  |   |   |   |
|                  | CV                   | Picnic Green Vinyl                     | DULL BLACK (LACQUER) CES1054-193       | DULL BLACK (LACQUER) CES1054-193            | DULL BLACK (LACQUER) CES1054-193            | DULL BLACK (LACQUER) CES1054-193       |  | 1105  | LUSTER WHITE CES1054-967 (ACRYLIC)      | OLIVE CES1054-944 (ACRYLIC)             |
|                  |                      |  | 1106                                   | LUSTER WHITE CES1054-967 (ACRYLIC)          | VELVET BLACK CES1054-807 (ACRYLIC)          |  |  |   |   |   |
|                  | DF                   | Fiesta Red Fabric                      | CLOUD GRAY (LACQUER) CES1054-531       | CLOUD GRAY (LACQUER) CES1054-531            | CLOUD GRAY (LACQUER) CES1054-531            | CLOUD GRAY (LACQUER) CES1054-531       |  | *111  | VESTAL WHITE CES1054-398 (LACQUER)      | VALOR RED CES1054-409 (LACQUER)         |
|                  |                      |  | *1111                                  | VESTAL WHITE CES1054-398 (LACQUER)          | GOLDENROD CES1054-448 (LACQUER)             |  |  |   |   |   |
|                  | DV                   | Fiesta Red Vinyl                       | GREEN (LACQUER) CES1054-A31            | GREEN (LACQUER) CES1054-A31                 | RED (LACQUER) CES1054-A28                   | RED (LACQUER) CES1054-A28              |  | *112  | VESTAL WHITE CES1054-398 (LACQUER)      | COLONIAL BLUE MET CES1054-A35 (LACQUER) |
|                  |                      |  | *113                                   | VESTAL WHITE CES1054-398 (LACQUER)          | SAN REMO TURQUOISE CES1054-705 (LACQUER)    |  |  |   |   |   |
| EL               | Cloud Gray Leather   | BLACK SEMI-GLOSS (LACQUER) CES1054-156 | BLACK SEMI-GLOSS (LACQUER) CES1054-156 | BLACK SEMI-GLOSS (LACQUER) CES1054-156      | BLACK SEMI-GLOSS (LACQUER) CES1054-156      | *114                                   | VESTAL WHITE CES1054-398 (LACQUER)   | DRACO GREEN MET CES1054-A36 (LACQUER)       |   |   |
|                  |                      | *115                                   | VESTAL WHITE CES1054-398 (LACQUER)     | BUTTERSOTCH CES1054-990 (ACRYLIC)           | ITALIAN GOLD CES1054-834 (ACRYLIC)          |  |  |   |   |   |
| FL               | Ebony Leather        | DULL BLACK (LACQUER) CES1054-193       | DULL BLACK (LACQUER) CES1054-193       | DULL BLACK (LACQUER) CES1054-193            | DULL BLACK (LACQUER) CES1054-193            | 171V                                   | VESTAL WHITE CES1054-802 (ACRYLIC)   | BLUE WING MET CES1054-968 (ACRYLIC)         | VENICE BLUE MET CES1054-833 (ACRYLIC)   |   |
|                  |                      | 173V                                   | VESTAL WHITE CES1054-802 (ACRYLIC)     | VALOR RED CES1054-806 (ACRYLIC)             | VELVET BLACK CES1054-807 (ACRYLIC)          |  |  |   |   |   |
| HL               | Palamino Tan Leather | CLOUD GRAY (LACQUER) CES1054-531       | CLOUD GRAY (LACQUER) CES1054-531       | CLOUD GRAY (LACQUER) CES1054-531            | CLOUD GRAY (LACQUER) CES1054-531            | 174V                                   | VESTAL WHITE CES1054-802 (ACRYLIC)   | FLEET BLUE CES1054-A20 (ACRYLIC)            | COLONIAL BLUE MET CES1054-A21 (ACRYLIC) |   |
|                  |                      | 175V                                   | VESTAL WHITE CES1054-802 (ACRYLIC)     | DUBONNET <sup>®</sup> CES1054-A18 (ACRYLIC) | GOLDFIN MET CES1054-965 (ACRYLIC)           |  |  |   |   |   |
| DL               | Fiesta Red Leather   |  |  |   | RED (LACQUER) CES1054-A28                   | 176V                                   | VESTAL WHITE CES1054-802 (ACRYLIC)   | SILVER MIST MET CES1054-969 (ACRYLIC)       | OLIVE CES1054-944 (ACRYLIC)             |   |
|                  |                      | 177V                                   | VESTAL WHITE CES1054-802 (ACRYLIC)     | GOLDENROD CES1054-803 (ACRYLIC)             | SEAL BROWN MET CES1054-A17 (ACRYLIC)        |  |  |   |   |   |
|                  |                      |  |  |   |   | 178V                                   | VESTAL WHITE CES1054-802 (ACRYLIC)   | CAVALIER GREEN MET CES1054-A22 (ACRYLIC)    | SEAL BROWN MET CES1054-A17 (ACRYLIC)    |   |
|                  |                      |  |  |   |   | 171L                                   | LUSTER WHITE CES1054-967 (ACRYLIC)   | BUTTERSOTCH CES1054-990 (ACRYLIC)           | ITALIAN GOLD CES1054-834 (ACRYLIC)      |   |
|                  |                      |  |  |   |   | 172L                                   | LUSTER WHITE CES1054-967 (ACRYLIC)   | BLUE WING MET CES1054-968 (ACRYLIC)         | VENICE BLUE MET CES1054-833 (ACRYLIC)   |   |
|                  |                      |  |  |   |   | 173L                                   | LUSTER WHITE CES1054-967 (ACRYLIC)   | VALOR RED CES1054-806 (ACRYLIC)             | VELVET BLACK CES1054-807 (ACRYLIC)      |   |
|                  |                      |  |  |   |   | 174L                                   | LUSTER WHITE CES1054-967 (ACRYLIC)   | FLEET BLUE CES1054-A20 (ACRYLIC)            | COLONIAL BLUE MET CES1054-A21 (ACRYLIC) |   |
|                  |                      |  |  |   |   | 175L                                   | LUSTER WHITE CES1054-967 (ACRYLIC)   | DUBONNET <sup>®</sup> CES1054-A18 (ACRYLIC) | GOLDFIN MET CES1054-965 (ACRYLIC)       |   |
|                  |                      |  |  |   |   | 176L                                   | LUSTER WHITE CES1054-967 (ACRYLIC)   | SILVER MIST MET CES1054-969 (ACRYLIC)       | OLIVE CES1054-944 (ACRYLIC)             |   |
|                  |                      |  |  |   |   | 177L                                   | LUSTER WHITE CES1054-967 (ACRYLIC)   | GOLDENROD CES1054-803 (ACRYLIC)             | SEAL BROWN MET CES1054-A17 (ACRYLIC)    |   |
|                  |                      |  |  |   |   | 178L                                   | LUSTER WHITE CES1054-967 (ACRYLIC)   | CAVALIER GREEN MET CES1054-A22 (ACRYLIC)    | SEAL BROWN MET CES1054-A17 (ACRYLIC)    |   |

NOTE: WHEN ORDERING PAINT SPECIFY CES-1054 DASH NUMBER. EXAMPLE: CES1054-802

\*Lacquer paint, used on French Aircraft only.



| MODEL 172        |                      | PAINT CODE CHART                       |  |  |  | MODEL 172                              |                                    |                                       |  |                                    |
|------------------|----------------------|--|--|--|--|--|------------------------------------|---------------------------------------|--|------------------------------------|
| YEAR             | INTERIOR COLOR       |  | INTERIOR PAINT                         |  |  |  | SERIAL LISTING                     | EXTERIOR PAINT                        |  |                                    |
|                  | CODE                 | COLOR                                  | AF                                     | AV                                     | BF                                     | BV                                     |                                    | CODE                                  | COLOR COMBINATIONS                       |                                    |
| 1<br>9<br>7<br>2 | AF                   | Java Gold Fabric                       | BLACK SEMI-GLOSS (LACQUER) CES1054-156 | BLACK SEMI-GLOSS (LACQUER) CES1054-156 | BLACK SEMI-GLOSS (LACQUER) CES1054-156 | BLACK SEMI-GLOSS (LACQUER) CES1054-156 | 201                                | VESTAL WHITE CES1054-802 (ACRYLIC)    | VALOR RED CES1054-806 (ACRYLIC)          |                                    |
|                  |                      |  | DULL BLACK (EPOXY) CES1054-482         | DULL BLACK (EPOXY) CES1054-482         | DULL BLACK (EPOXY) CES1054-482         | DULL BLACK (EPOXY) CES1054-482         | A201V *                            | VESTAL WHITE CES1054-398 (LACQUER)    | VALOR RED CES1054-409 (LACQUER)          |                                    |
|                  | AV                   | Java Gold Vinyl                        | CLOUD GRAY (LACQUER) CES1054-531       | CLOUD GRAY (LACQUER) CES1054-531       | CLOUD GRAY (LACQUER) CES1054-531       | CLOUD GRAY (LACQUER) CES1054-531       | 202                                | VESTAL WHITE CES1054-802 (ACRYLIC)    | PROVINCIAL RED MET CES1054-963 (ACRYLIC) |                                    |
|                  |                      |  | DULL BLACK (EPOXY) CES1054-482         | DULL BLACK (EPOXY) CES1054-482         | DULL BLACK (EPOXY) CES1054-482         | DULL BLACK (EPOXY) CES1054-482         | A202V *                            | VESTAL WHITE CES1054-398 (LACQUER)    | PROVINCIAL RED MET CES1054-963 (ACRYLIC) |                                    |
|                  | BF                   | Bogota Blue Fabric                     | LIGHT GRAY (VINYL) CES1054-533         | LIGHT GRAY (VINYL) CES1054-533         | LIGHT GRAY (VINYL) CES1054-533         | LIGHT GRAY (VINYL) CES1054-533         | 203                                | VESTAL WHITE CES1054-802 (ACRYLIC)    | EMPRESS BLUE CES1054-832 (ACRYLIC)       |                                    |
|                  |                      |  | LIGHT GRAY (VINYL) CES1054-533         | LIGHT GRAY (VINYL) CES1054-533         | LIGHT GRAY (VINYL) CES1054-533         | LIGHT GRAY (VINYL) CES1054-533         | A203V *                            | VESTAL WHITE CES1054-398 (LACQUER)    | EMPRESS BLUE CES1054-899 (LACQUER)       |                                    |
|                  | BV                   | Bogota Blue Vinyl                      | BROWN (LACQUER) CES1054-970            | BROWN (LACQUER) CES1054-970            | BLUE (LACQUER) CES1054-A41             | BLUE (LACQUER) CES1054-A41             | 204                                | VESTAL WHITE CES1054-802 (ACRYLIC)    | CONTRALTO BLUE CES1054-A83 (ACRYLIC)     |                                    |
|                  |                      |  | BROWN (LACQUER) CES1054-970            | BROWN (LACQUER) CES1054-970            | BLUE (LACQUER) CES1054-A41             | BLUE (LACQUER) CES1054-A41             | A204V *                            | VESTAL WHITE CES1054-398 (LACQUER)    | CONTRALTO BLUE CES1054-A56 (LACQUER)     |                                    |
|                  | CF                   | Cypress Green Fabric                   | BLACK SEMI-GLOSS (LACQUER) CES1054-156 | BLACK SEMI-GLOSS (LACQUER) CES1054-156 | BLACK SEMI-GLOSS (LACQUER) CES1054-156 | BLACK SEMI-GLOSS (LACQUER) CES1054-156 | 205                                | VESTAL WHITE CES1054-802 (ACRYLIC)    | TIGER YELLOW CES1054-966 (ACRYLIC)       |                                    |
|                  |                      |  | DULL BLACK (EPOXY) CES1054-482         | DULL BLACK (EPOXY) CES1054-482         | DULL BLACK (EPOXY) CES1054-482         | DULL BLACK (EPOXY) CES1054-482         | A205V *                            | VESTAL WHITE CES1054-398 (LACQUER)    | TIGER YELLOW CES1054-A03 (LACQUER)       |                                    |
|                  | CV                   | Cypress Green Vinyl                    | CLOUD GRAY (LACQUER) CES1054-531       | CLOUD GRAY (LACQUER) CES1054-531       | CLOUD GRAY (LACQUER) CES1054-531       | CLOUD GRAY (LACQUER) CES1054-531       | 206                                | VESTAL WHITE CES1054-802 (ACRYLIC)    | OLIVE CES1054-944 (ACRYLIC)              |                                    |
|                  |                      |  | DULL BLACK (EPOXY) CES1054-482         | DULL BLACK (EPOXY) CES1054-482         | DULL BLACK (EPOXY) CES1054-482         | DULL BLACK (EPOXY) CES1054-482         | A206V *                            | VESTAL WHITE CES1054-398 (LACQUER)    | OLIVE CES1054-A04 (LACQUER)              |                                    |
|                  | DF                   | Tahitian Red Fabric                    | LIGHT GRAY (VINYL) CES1054-533         | LIGHT GRAY (VINYL) CES1054-533         | LIGHT GRAY (VINYL) CES1054-533         | LIGHT GRAY (VINYL) CES1054-533         | 214V                               | VESTAL WHITE CES1054-802 (ACRYLIC)    | VELVET BLACK CES1054-807 (ACRYLIC)       | EMPRESS BLUE CES1054-832 (ACRYLIC) |
|                  |                      |  | LIGHT GRAY (VINYL) CES1054-533         | LIGHT GRAY (VINYL) CES1054-533         | LIGHT GRAY (VINYL) CES1054-533         | LIGHT GRAY (VINYL) CES1054-533         | 215V                               | VESTAL WHITE CES1054-802 (ACRYLIC)    | CONTRALTO BLUE CES1054-A63 (ACRYLIC)     | EMPRESS BLUE CES1054-832 (ACRYLIC) |
|                  | DV                   | Tahitian Red Vinyl                     | GREEN (LACQUER) CES1054-A45            | GREEN (LACQUER) CES1054-A45            | RED (LACQUER) CES1054-A49              | RED (LACQUER) CES1054-A49              | 216V                               | VESTAL WHITE CES1054-802 (ACRYLIC)    | VELVET BLACK CES1054-807 (ACRYLIC)       | VALOR RED CES1054-806 (ACRYLIC)    |
|                  |                      |  | GREEN (LACQUER) CES1054-A45            | GREEN (LACQUER) CES1054-A45            | RED (LACQUER) CES1054-A49              | RED (LACQUER) CES1054-A49              | 217V                               | VESTAL WHITE CES1054-802 (ACRYLIC)    | PROVINCIAL RED MET CES1054-963 (ACRYLIC) | VALOR RED CES1054-806 (ACRYLIC)    |
| EL               | Cloud Gray Leather   | BLACK SEMI-GLOSS (LACQUER) CES1054-156 | BLACK SEMI-GLOSS (LACQUER) CES1054-156 | BLACK SEMI-GLOSS (LACQUER) CES1054-156 | BLACK SEMI-GLOSS (LACQUER) CES1054-156 | 218V                                   | VESTAL WHITE CES1054-802 (ACRYLIC) | GOLDENROD CES1054-803 (ACRYLIC)       | CARNIVAL YELLOW CES1054-A15 (ACRYLIC)    |                                    |
|                  |                      | DULL BLACK (EPOXY) CES1054-482         | DULL BLACK (EPOXY) CES1054-482         | DULL BLACK (EPOXY) CES1054-482         | DULL BLACK (EPOXY) CES1054-482         | 219V                                   | VESTAL WHITE CES1054-802 (ACRYLIC) | DRACO GREEN MET CES1054-A23 (ACRYLIC) | TIGER YELLOW CES1054-966 (ACRYLIC)       |                                    |
| FL               | Ebony Leather        | CLOUD GRAY (LACQUER) CES1054-531       | CLOUD GRAY (LACQUER) CES1054-531       | CLOUD GRAY (LACQUER) CES1054-531       | CLOUD GRAY (LACQUER) CES1054-531       | 220V                                   | VESTAL WHITE CES1054-802 (ACRYLIC) | VELVET BLACK CES1054-807 (ACRYLIC)    | GOLDEN ROD CES1054-803 (ACRYLIC)         |                                    |
|                  |                      | LIGHT GRAY (VINYL) CES1054-533         | LIGHT GRAY (VINYL) CES1054-533         | LIGHT GRAY (VINYL) CES1054-533         | LIGHT GRAY (VINYL) CES1054-533         | 221V                                   | VESTAL WHITE CES1054-802 (ACRYLIC) | OLIVE CES1054-944 (ACRYLIC)           | GOLDFIN METALLIC CES1054-965 (ACRYLIC)   |                                    |
| HL               | Palamino Tan Leather | CLOUD GRAY (LACQUER) CES1054-531       | CLOUD GRAY (LACQUER) CES1054-531       | CLOUD GRAY (LACQUER) CES1054-531       | CLOUD GRAY (LACQUER) CES1054-531       |  |                                    |                                       |  |                                    |
|                  |                      | LIGHT GRAY (VINYL) CES1054-533         | LIGHT GRAY (VINYL) CES1054-533         | LIGHT GRAY (VINYL) CES1054-533         | LIGHT GRAY (VINYL) CES1054-533         |  |                                    |                                       |  |                                    |
| DL               | Tahitian Red Leather |  |  |  |  |  |                                    |                                       |  |                                    |
|                  |                      |  |  |  |  |  |                                    |                                       |  |                                    |

NOTE: WHEN ORDERING PAINT SPECIFY CES1054 DASH NUMBER. EXAMPLE: CES1054-156

\*LACQUER PAINT, USED ON FRENCH AIRCRAFT ONLY.

| YEAR             |                      | INTERIOR COLOR      |                                  | INTERIOR PAINT                         |  |  |  | SERIAL LISTING   | EXTERIOR PAINT  |   |  |
|------------------|----------------------|---------------------|----------------------------------|--|--|--|--|--|---|---|--|
| CODE             | CODE                 | COLOR               | INTERIOR COLOR CODE              |  |  |  | CODE                                   |  | COLOR COMBINATIONS  |   |  |
|                  |                      |                     | AF                               | AV                                     | BF                                     | BV                                     |  |  |   |   |  |
| 1<br>9<br>7<br>3 | 3                    | AF                  | Java Gold Fabric                 | BLACK SEMI-GLOSS (LACQUER) CES1054-156 | BLACK SEMI-GLOSS (LACQUER) CES1054-156 | BLACK SEMI-GLOSS (LACQUER) CES1054-156 | BLACK SEMI-GLOSS (LACQUER) CES1054-156 | 301  | VESTAL WHITE CES1054-802 (ACRYLIC) CES1054-398 (LACQUER)  | CRANBERRY CES1054-875 (ACRYLIC) CES1054-881 (LACQUER)       |  |
|                  |                      |                     |                                  | DULL BLACK (EPOXY) CES1054-482         | DULL BLACK (EPOXY) CES1054-482         | DULL BLACK (EPOXY) CES1054-482         | DULL BLACK (EPOXY) CES1054-482         | 302  | VESTAL WHITE CES1054-802 (ACRYLIC) CES1054-398 (LACQUER)  | FLAG RED CES1054-A93 (ACRYLIC) CES1054-B03 (LACQUER)        |  |
|                  |                      | AV                  | Java Gold Vinyl                  | CLOUD GRAY (LACQUER) CES1054-531       | CLOUD GRAY (LACQUER) CES1054-531       | CLOUD GRAY (LACQUER) CES1054-531       | CLOUD GRAY (LACQUER) CES1054-531       | 303  | VESTAL WHITE CES1054-802 (ACRYLIC) CES1054-398 (LACQUER)  | TROPICAL ORANGE CES1054-774 (ACRYLIC) CES1054-849 (LACQUER) |  |
|                  |                      |                     |                                  | LIGHT GRAY (VINYL) CES1054-533         | LIGHT GRAY (VINYL) CES1054-533         | LIGHT GRAY (VINYL) CES1054-533         | LIGHT GRAY (VINYL) CES1054-533         | 304  | VESTAL WHITE CES1054-802 (ACRYLIC) CES1054-398 (LACQUER)  | CONTRALTO BLUE CES1054-A63 (ACRYLIC) CES1054-A56 (LACQUER)  |  |
|                  | BF                   | Peacock Blue Fabric | BROWN (LACQUER) CES1054-970      | BROWN (LACQUER) CES1054-970            | BLUE (LACQUER) CES1054-A81             | BLUE (LACQUER) CES1054-A81             | 305                                    | VESTAL WHITE CES1054-802 (ACRYLIC) CES1054-398 (LACQUER) | EMPRESS BLUE CES1054-A93 (ACRYLIC) CES1054-899 (LACQUER)  |   |  |
|                  |                      |                     |                                  |  |  |  | 306                                    | VESTAL WHITE CES1054-802 (ACRYLIC) CES1054-398 (LACQUER) | GRANADA GREEN CES1054-A97 (ACRYLIC) CES1054-B04 (LACQUER) |   |  |
|                  | BV                   | Peacock Blue Vinyl  |                                  |  |  |  | 307                                    | VESTAL WHITE CES1054-802 (ACRYLIC)                       | TROPICAL ORANGE CES1054-774 (ACRYLIC)                     | OLIVE CES1054-944 (ACRYLIC)                                 |  |
|                  |                      |                     |                                  |  |  |  | 308                                    | VESTAL WHITE CES1054-802 (ACRYLIC)                       | VERMILLION CES1054-A94 (ACRYLIC)                          | SHOAL TURQUOISE CES1054-804 (ACRYLIC)                       |  |
|                  | CF                   | Golden Olive Fabric | DULL BLACK (EPOXY) CES1054-482   | DULL BLACK (EPOXY) CES1054-482         | DULL BLACK (EPOXY) CES1054-482         | DULL BLACK (EPOXY) CES1054-482         | 309                                    | VESTAL WHITE CES1054-802 (ACRYLIC)                       | NUTMEG CES1054-A95 (ACRYLIC)                              | GRANADA GREEN CES1054-A97 (ACRYLIC)                         |  |
|                  |                      |                     | CLOUD GRAY (LACQUER) CES1054-531 | CLOUD GRAY (LACQUER) CES1054-531       | CLOUD GRAY (LACQUER) CES1054-531       | CLOUD GRAY (LACQUER) CES1054-531       | 310                                    | VESTAL WHITE CES1054-802 (ACRYLIC)                       | TIGER YELLOW CES1054-966 (ACRYLIC)                        | GRANADA GREEN CES1054-A97 (ACRYLIC)                         |  |
|                  | CV                   | Golden Olive Vinyl  | LIGHT GRAY (VINYL) CES1054-533   | LIGHT GRAY (VINYL) CES1054-533         | LIGHT GRAY (VINYL) CES1054-533         | LIGHT GRAY (VINYL) CES1054-533         | 311                                    | VESTAL WHITE CES1054-802 (ACRYLIC)                       | LIME CES1054-A62 (ACRYLIC)                                | OLIVE CES1054-944 (ACRYLIC)                                 |  |
|                  |                      |                     |                                  |  |  |  | 312                                    | VESTAL WHITE CES1054-802 (ACRYLIC)                       | SERENA BLUE CES1054-A96 (ACRYLIC)                         | CONTRALTO BLUE CES1054-A63 (ACRYLIC)                        |  |
|                  | DF                   | Poppy Red Fabric    | GREEN (LACQUER) CES1054-A89      | GREEN (LACQUER) CES1054-A89            | RED (LACQUER) CES1054-A85              | RED (LACQUER) CES1054-A85              | 313                                    | VESTAL WHITE CES1054-802 (ACRYLIC)                       | FLAG RED CES1054-A93 (ACRYLIC)                            | CRANBERRY CES1054-875 (ACRYLIC)                             |  |
|                  |                      |                     |                                  |  |  |  | 314                                    | VESTAL WHITE CES1054-802 (ACRYLIC)                       | VELVET BLACK CES1054-807 (ACRYLIC)                        | FLAG RED CES1054-A93 (ACRYLIC)                              |  |
|                  | DV                   | Poppy Red Vinyl     |                                  |  |  |  | 315                                    | VESTAL WHITE CES1054-802 (ACRYLIC)                       | VELVET BLACK CES1054-807 (ACRYLIC)                        | EMPRESS BLUE CES1054-832 (ACRYLIC)                          |  |
|                  |                      |                     |                                  |  |  |  | 316                                    | VESTAL WHITE CES1054-802 (ACRYLIC)                       | FLAG RED CES1054-A93 (ACRYLIC)                            | VELVET BLACK CES1054-807 (ACRYLIC)                          |  |
|                  | EL                   | Cloud Gray Leather  |                                  |  |  |  | 317                                    | VESTAL WHITE CES1054-802 (ACRYLIC)                       | FLAG RED CES1054-A93 (ACRYLIC)                            | VELVET BLACK CES1054-807 (ACRYLIC)                          |  |
|                  |                      |                     |                                  |  |  |  | 318                                    | VESTAL WHITE CES1054-802 (ACRYLIC)                       | FLAG RED CES1054-A93 (ACRYLIC)                            | VELVET BLACK CES1054-807 (ACRYLIC)                          |  |
| FL               | Ebony Leather        |                     |                                  |  |  | 319                                    | VESTAL WHITE CES1054-802 (ACRYLIC)     | FLAG RED CES1054-A93 (ACRYLIC)                           | VELVET BLACK CES1054-807 (ACRYLIC)                        |   |  |
|                  |                      |                     |                                  |  |  | 320                                    | VESTAL WHITE CES1054-802 (ACRYLIC)     | FLAG RED CES1054-A93 (ACRYLIC)                           | VELVET BLACK CES1054-807 (ACRYLIC)                        |   |  |
| HL               | Palamino Tan Leather |                     |                                  |  |  | 321                                    | VESTAL WHITE CES1054-802 (ACRYLIC)     | FLAG RED CES1054-A93 (ACRYLIC)                           | VELVET BLACK CES1054-807 (ACRYLIC)                        |   |  |
|                  |                      |                     |                                  |  |  | 322                                    | VESTAL WHITE CES1054-802 (ACRYLIC)     | FLAG RED CES1054-A93 (ACRYLIC)                           | VELVET BLACK CES1054-807 (ACRYLIC)                        |   |  |
|                  |                      |                     |                                  |  |  | 323                                    | VESTAL WHITE CES1054-802 (ACRYLIC)     | FLAG RED CES1054-A93 (ACRYLIC)                           | VELVET BLACK CES1054-807 (ACRYLIC)                        |   |  |

172 SERIAL  
17260759  
THRU  
17261898

F172 SERIAL  
F17200905  
THRU  
F17201034

NOTE: WHEN ORDERING PAINT SPECIFY CES1054 DASH NUMBER. EXAMPLE: CES1054-156

\*LACQUER PAINT, USED ON FRENCH AIRCRAFT ONLY.



| MODEL 172        |                |                        | PAINT CODE CHART                       |  |  |  |  | MODEL 172                      |  |  |                                       |
|------------------|----------------|------------------------|--|--|--|--|--|--------------------------------|--|--|---------------------------------------|
| YEAR             | INTERIOR COLOR |                        | INTERIOR PAINT                         |  |  |  |  | SERIAL LISTING                 | EXTERIOR PAINT   |  |                                       |
|                  | CODE           | COLOR                  | INTERIOR COLOR CODE                    |  |  |  |  |                                | CODE   | COLOR COMBINATIONS   |                                       |
|                  |                |                        | AF                                     | BF                                     | CF                                     | DV                                     | GF                                     |                                |  |  |                                       |
| 1<br>9<br>7<br>4 | AF             | CHESTNUT BROWN FABRIC  | BLACK SEMI-GLOSS (LACQUER) CES1054-156 | BLACK SEMI-GLOSS (LACQUER) CES1054-156 | BLACK SEMI-GLOSS (LACQUER) CES1054-156 | BLACK SEMI-GLOSS (LACQUER) CES1054-156 | BLACK SEMI-GLOSS (LACQUER) CES1054-156 | 401<br>401A                    | VESTAL WHITE<br>CES1054-802 (ACRYLIC)<br>CES1054-398 (LACQUER) | FLAG RED<br>CES1054-A93 (ACRYLIC)<br>CES1054-B03 (LACQUER)     |                                       |
|                  | BF             | COPEN BLUE FABRIC      | DULL BLACK (EPOXY) CES1054-482         | DULL BLACK (EPOXY) CES1054-482         | DULL BLACK (EPOXY) CES1054-482         | DULL BLACK (EPOXY) CES1054-482         | DULL BLACK (EPOXY) CES1054-482         | 402<br>402A                    | VESTAL WHITE<br>CES1054-802 (ACRYLIC)<br>CES1054-398 (LACQUER) | MAPLE MAROON<br>CES1054-B44 (ACRYLIC)<br>CES1054-B51 (LACQUER) |                                       |
|                  | CF             | OLIVE GREEN FABRIC     | CLOUD GRAY (LACQUER) CES1054-531       | CLOUD GRAY (LACQUER) CES1054-531       | CLOUD GRAY (LACQUER) CES1054-531       | CLOUD GRAY (LACQUER) CES1054-531       | CLOUD GRAY (LACQUER) CES1054-531       | 403<br>403A                    | VESTAL WHITE<br>CES1054-802 (ACRYLIC)<br>CES1054-398 (LACQUER) | TIGER YELLOW<br>CES1054-966 (ACRYLIC)<br>CES1054-A03 (LACQUER) |                                       |
|                  | DF             | SUNSET RED FABRIC      | LIGHT GRAY (VINYL) CES1054-533         | LIGHT GRAY (VINYL) CES1054-533         | LIGHT GRAY (VINYL) CES1054-533         | LIGHT GRAY (VINYL) CES1054-533         | LIGHT GRAY (VINYL) CES1054-533         | 404<br>404A                    | VESTAL WHITE<br>CES1054-802 (ACRYLIC)<br>CES1054-398 (LACQUER) | PEPPER GREEN<br>CES1054-B50 (ACRYLIC)<br>CES1054-B56 (LACQUER) |                                       |
|                  | GF             | OLD GOLD FABRIC        | CHESTNUT BROWN (LACQUER) CES1054-B41   | COPEN BLUE (LACQUER) CES1054-B29       | OLIVE GREEN (LACQUER) CES1054-B33      | SUNSET RED (LACQUER) CES1054-B37       | OLD GOLD (LACQUER) CES1054-B25         | 405<br>405A                    | VESTAL WHITE<br>CES1054-802 (ACRYLIC)<br>CES1054-398 (LACQUER) | EMPRESS BLUE<br>CES1054-832 (ACRYLIC)<br>CES1054-899 (LACQUER) |                                       |
|                  | AV             | CHESTNUT BROWN VINYL   | BLACK SEMI-GLOSS (LACQUER) CES1054-156 | BLACK SEMI-GLOSS (LACQUER) CES1054-156 | BLACK SEMI-GLOSS (LACQUER) CES1054-156 | BLACK SEMI-GLOSS (LACQUER) CES1054-156 | BLACK SEMI-GLOSS (LACQUER) CES1054-156 | 406<br>406A                    | VESTAL WHITE<br>CES1054-802 (ACRYLIC)<br>CES1054-398 (LACQUER) | POLE BLUE<br>CES1054-B47 (ACRYLIC)<br>CES1054-B53 (LACQUER)    |                                       |
|                  | BV             | COPEN BLUE VINYL       | DULL BLACK (EPOXY) CES1054-482         | DULL BLACK (EPOXY) CES1054-482         | DULL BLACK (EPOXY) CES1054-482         | DULL BLACK (EPOXY) CES1054-482         | DULL BLACK (EPOXY) CES1054-482         | 17261899<br>THRU<br>17263458   | VESTAL WHITE<br>CES1054-802 (ACRYLIC)                          | FLAG RED<br>CES1054-A93 (ACRYLIC)                              | MAPLE MAROON<br>CES1054-B44 (ACRYLIC) |
|                  | CV             | OLIVE GREEN VINYL      | CLOUD GRAY (LACQUER) CES1054-531       | CLOUD GRAY (LACQUER) CES1054-531       | CLOUD GRAY (LACQUER) CES1054-531       | CLOUD GRAY (LACQUER) CES1054-531       | CLOUD GRAY (LACQUER) CES1054-531       | F17201035<br>THRU<br>F17201234 | VESTAL WHITE<br>CES1054-802 (ACRYLIC)                          | SUMMER GOLD<br>CES1054-B48 (ACRYLIC)                           | TIGER YELLOW<br>CES1054-966 (ACRYLIC) |
|                  | DV             | SUNSET RED VINYL       | LIGHT GRAY (VINYL) CES1054-533         | LIGHT GRAY (VINYL) CES1054-533         | LIGHT GRAY (VINYL) CES1054-533         | LIGHT GRAY (VINYL) CES1054-533         | LIGHT GRAY (VINYL) CES1054-533         |                                | VESTAL WHITE<br>CES1054-802 (ACRYLIC)                          | POLE BLUE<br>CES1054-B47 (ACRYLIC)                             | EMPRESS BLUE<br>CES1054-832 (ACRYLIC) |
|                  | GV             | OLD GOLD VINYL         | CHESTNUT BROWN (LACQUER) CES1054-B41   | COPEN BLUE (LACQUER) CES1054-B29       | OLIVE GREEN (LACQUER) CES1054-B33      | SUNSET RED (LACQUER) CES1054-B37       | OLD GOLD (LACQUER) CES1054-B25         |                                | VESTAL WHITE<br>CES1054-802 (ACRYLIC)                          | FLAG RED<br>CES1054-A93 (ACRYLIC)                              | VELVET BLACK<br>CES1054-807 (ACRYLIC) |
|                  | AL             | CHESTNUT BROWN LEATHER | BLACK SEMI-GLOSS (LACQUER) CES1054-156 | BLACK SEMI-GLOSS (LACQUER) CES1054-156 | BLACK SEMI-GLOSS (LACQUER) CES1054-156 | BLACK SEMI-GLOSS (LACQUER) CES1054-156 | BLACK SEMI-GLOSS (LACQUER) CES1054-156 |                                | VESTAL WHITE<br>CES1054-802 (ACRYLIC)                          | SERENA BLUE<br>CES1054-A96 (ACRYLIC)                           | POLE BLUE<br>CES1054-B47 (ACRYLIC)    |
|                  | EL             | CLOUD GRAY LEATHER     | DULL BLACK (EPOXY) CES1054-482         | DULL BLACK (EPOXY) CES1054-482         | DULL BLACK (EPOXY) CES1054-482         | DULL BLACK (EPOXY) CES1054-482         | DULL BLACK (EPOXY) CES1054-482         |                                | VESTAL WHITE<br>CES1054-802 (ACRYLIC)                          | TIGER YELLOW<br>CES1054-966 (ACRYLIC)                          | VELVET BLACK<br>CES1054-807 (ACRYLIC) |
|                  | FL             | EBONY BLACK LEATHER    | CLOUD GRAY (LACQUER) CES1054-531       | CLOUD GRAY (LACQUER) CES1054-531       | CLOUD GRAY (LACQUER) CES1054-531       | CLOUD GRAY (LACQUER) CES1054-531       | CLOUD GRAY (LACQUER) CES1054-531       |                                | VESTAL WHITE<br>CES1054-802 (ACRYLIC)                          | NUTMEG<br>CES1054-A95 (ACRYLIC)                                | MAPLE MAROON<br>CES1054-B44 (ACRYLIC) |
|                  | GL             | OLD GOLD LEATHER       | LIGHT GRAY (VINYL) CES1054-533         | LIGHT GRAY (VINYL) CES1054-533         | LIGHT GRAY (VINYL) CES1054-533         | LIGHT GRAY (VINYL) CES1054-533         | LIGHT GRAY (VINYL) CES1054-533         |                                | VESTAL WHITE<br>CES1054-802 (ACRYLIC)                          | PEPPER GREEN<br>CES1054-B50 (ACRYLIC)                          | GROVE GREEN<br>CES1054-B49 (ACRYLIC)  |
|                  |                |                        | CHESTNUT BROWN (LACQUER) CES1054-B41   |  | BLACK HI-GLOSS (LACQUER) CES1054-151   |  | OLD GOLD (LACQUER) CES1054-B25         |                                | VESTAL WHITE<br>CES1054-802 (ACRYLIC)                          | PEPPER GREEN<br>CES1054-B50 (ACRYLIC)                          | TIGER YELLOW<br>CES1054-966 (ACRYLIC) |

NOTE: WHEN ORDERING PAINT SPECIFY CES1054 DASH NUMBER. EXAMPLE CES1054-156

\* LACQUER PAINT USED ON FRENCH AIRCRAFT ONLY.

This page intentionally left blank.

**U**PHOLSTERY  
&  
**I**NTERIOR **T**RIM

**UPHOLSTERED PARTS - HOW TO ORDER**

1963 THRU 1965 MODELS

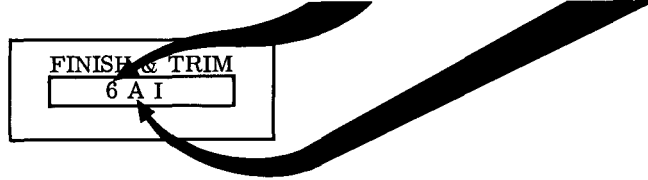
SERIAL NUMBER OF AIRCRAFT MUST BE GIVEN WITH PARTS ORDER

1966 MODEL & ON

PARTS MARKED WITH A # FOLLOWING PART NUMBER REQUIRE A SECOND DASH NUMBER FOR COLOR & MATERIAL

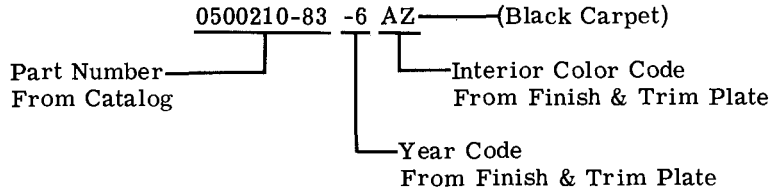
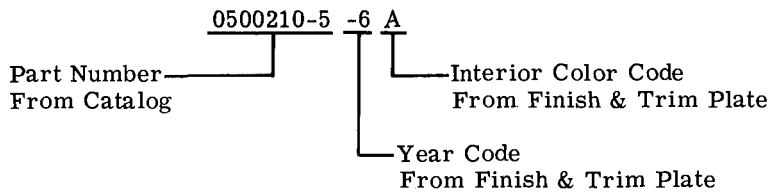
HOW TO DETERMINE 2nd DASH NUMBER

1. Find part number of desired part in catalog.
2. Refer to "FINISH & TRIM" plate, in the airplane, for your "Year Code" and "Interior Color Code."



3. Add the "Year Code" and "Interior Color Code," to the part number from catalog.

EXAMPLE OF COMPLETE NUMBER



# INTERIOR PAINTED OR PLASTIC PARTS HOW TO ORDER

## 1963 and 1964 MODELS

No special handling is required when ordering parts for 1963 and 1964 aircraft. In this group, the second dash number appears, when required, as a part of the part number.

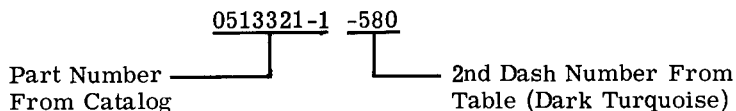
## 1965 MODEL

**PARTS MARKED WITH A □ FOLLOWING PART NUMBER REQUIRE A SECOND DASH NUMBER FOR PROPER COLOR**

To obtain second dash number use table "1965 MODEL YEAR."

To use table, "1965 MODEL YEAR," first find number from catalog then find same number in table and add number of color required.

### EXAMPLE OF COMPLETE NUMBER



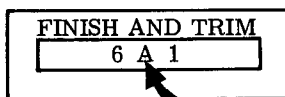
## 1966 MODEL & ON

**PARTS MARKED WITH A □ FOLLOWING PART NUMBER REQUIRE A SECOND DASH NUMBER FOR PROPER COLOR.**

To obtain second dash number use of correct table, for your model year, is required.

To use table,

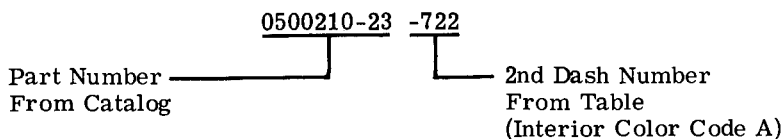
1. Find part number of desired part in catalog.
2. Refer to the "Finish and Trim" plate, in the airplane, for your "Interior Color Code."



3. Locate part number from catalog in table.
4. Add dash number for color that appears under your "Interior Color Code."

| INTERIOR PAINTED OR PLASTIC PARTS<br>1966 MODEL YEAR |                                  | INTERIOR COLOR<br>CODE<br>(From Finish and Trim Plate) |     |     |     |
|--|----------------------------------|--|-----|-----|-----|
| 17253393 & ON  |                                  | P172-018C & ON   |     |     |     |
| PART NUMBER  | PART NAME                        | A  | B   | C   | D   |
| 0500210-23   | COVER - REAR WINDOW              | 722  | 727 | 725 | 726 |
| 0500210-42   | PANEL - BAGGAGE COMPARTMENT REAR | 722  | 727 | 725 | 726 |
| 0500210-43   | REAR WINDOW MOULDING             | 722  | 727 | 725 | 726 |
| 0500210-44   | COVER - CENTER POST              | 661  | 663 | 662 | 619 |
| 0500210-81   | SHIELD - DOORPOST LH             | 661  | 663 | 662 | 619 |
| 0500210-82   | SHIELD - DOORPOST RH             | 722  | 727 | 725 | 726 |
| 0500210-94   | COVER - WINDOW LH                | 722  | 727 | 725 | 726 |
| 0500210-95   | COVER - BAGGAGE DOOR FRAME FWD   | 722  | 727 | 725 | 726 |
| 0500210-96   | COVER - BAGGAGE DOOR FRAME AFT   | 722  | 727 | 725 | 726 |
| 0500210-97   | PANEL - BAGGAGE COMPARTMENT RH   | 722  | 727 | 725 | 726 |
| 0500210-98   | COVER - WINDOW RH                | 722  | 727 | 725 | 726 |
| 0500233-1  | COVER - CONSOLE                  | 722  | 727 | 725 | 719 |
| 0500312-2  | MIRROR & COVER ASSEMBLY          | 279  | 279 | 279 | 279 |

### EXAMPLES OF COMPLETE NUMBER



INTERIOR PAINTED OR PLASTIC PARTS  
1965 MODEL YEAR ONLY

17251823 THRU 17253392

F172-0086 THRU F172-0179

TURQUOISE \_\_\_\_\_  
KHAKI \_\_\_\_\_  
CHESTNUT \_\_\_\_\_  
GRAY \_\_\_\_\_  
BLACK \_\_\_\_\_

| PART NUMBER | PART NAME                                     |     |     |     |     |     |
|-------------|---|-----|-----|-----|-----|-----|
| 0500210-23  | PANEL - BAGGAGE COMPARTMENT RH . . . . .      |     |     |     |     | 532 |
| 0500210-25  | FRAME COVER - BAGGAGE DOOR . . . . .          |     |     |     |     | 532 |
| 0500210-39  | MOULDING - REAR WINDOW UPPER . . . . .        |     |     |     |     | 532 |
| 0500210-40  | MOULDING - SIDE WINDOW RH . . . . .           |     |     |     |     | 532 |
| 0500210-41  | MOULDING - SIDE WINDOW LH . . . . .           |     |     |     |     | 532 |
| 0500210-42  | PANEL - BAGGAGE COMPARTMENT REAR . . . . .    |     |     |     |     | 532 |
| 0500210-43  | MOULDING - REAR WINDOW LOWER . . . . .        |     |     |     |     | 532 |
| 0500210-44  | COVER - CENTER POST . . . . .                 |     |     |     |     | 532 |
| 0500210-94  | MOULDING - SIDE WINDOW LH . . . . .           |     |     |     |     | 532 |
| 0500210-98  | MOULDING - SIDE WINDOW RH . . . . .           |     |     |     |     | 532 |
| 0500210-108 | COVER - COWL DECK . . . . .                   | 825 | 825 | 825 | 825 | 825 |
| 0500233-1   | CONSOLE COVER . . . . .                       |     | 577 | 578 | 579 | 580 |
| 0511470-4   | PANEL - BAGGAGE COMPARTMENT REAR . . . . .    |     |     |     |     | 532 |
| 0511482-5   | SHIELD . . . . .                              |     |     |     |     | 532 |
| 0511482-9   | COVER ASSEMBLY - INSTRUMENT LIGHT . . . . .   |     |     |     |     | 532 |
| 0513319-4   | COVER - ENGINE INSTRUMENTS . . . . .          |     | 577 | 578 | 579 | 580 |
| 0513319-5   | COVER - RADIO CUTOUT . . . . .                |     | 577 | 578 | 579 | 580 |
| 0513319-12  | COVER - STATIONARY PANEL LOWER . . . . .      |     | 577 | 578 | 579 | 580 |
| 0513319-13  | COVER - STATIONARY PANEL LOWER . . . . .      |     | 577 | 578 | 579 | 580 |
| 0513319-17  | COVER - SHOCK PANEL . . . . .                 | 279 |     |     |     |     |
| 0513319-18  | COVER - STATIONARY PANEL UPPER . . . . .      |     | 577 | 578 | 579 | 580 |
| 0513319-21  | COVER - STATIONARY INSTRUMENT PANEL . . . . . | 279 |     |     |     |     |
| 0513321-1   | DOOR ASSEMBLY - MAP CASE . . . . .            |     | 577 | 578 | 579 | 580 |
| 0700114-35  | PANEL - BAGGAGE DOOR . . . . .                |     |     |     |     | 532 |
| 0700646-1   | SKIRT - SEAT BOTTOM LH . . . . .              |     |     |     |     | 532 |
| 0700646-2   | SKIRT - SEAT BOTTOM RH . . . . .              |     |     |     |     | 532 |
| 0700646-3   | SKIRT - SEAT BOTTOM LH . . . . .              |     |     |     |     | 532 |
| 0700646-4   | SKIRT - SEAT BOTTOM RH . . . . .              |     |     |     |     | 532 |
| 0711133-18  | SHIELD ASSEMBLY - RH . . . . .                |     |     |     |     | 532 |
| 0711133-27  | SHIELD ASSEMBLY - LH . . . . .                |     |     |     |     | 532 |
| 0711133-33  | SHIELD - FRONT DOORPOST . . . . .             |     |     |     |     | 532 |
| 1414110-1   | TRIM - SEAT BACK . . . . .                    |     |     |     |     | 532 |
| 1414110-3   | POCKET ASSEMBLY - MAGAZINE . . . . .          |     |     |     |     | 532 |
| 1414215-7   | TRIM ASSEMBLY-SEAT BACK LH . . . . .          |     |     |     |     | 532 |
| 1414215-8   | TRIM ASSEMBLY-SEAT BACK RH . . . . .          |     |     |     |     | 532 |
| 1414264-5   | POCKET ASSEMBLY-MAGAZINE . . . . .            |     |     |     |     | 532 |
| 1414264-13  | TRIM ASSEMBLY-SEAT BACK . . . . .             |     |     |     |     | 532 |
| 1470089-14  | MAP LIGHT ASSEMBLY . . . . .                  |     |     |     |     | 532 |

MODEL 172 & P172



illustrated parts catalog



**INTERIOR PAINTED OR PLASTIC PARTS  
1966 MODEL YEAR**

17253393 THRU 17254892

F172-0180 THRU F172-0319

**INTERIOR COLOR  
CODE**  
(From Finish and  
Trim Plate)

| PART NUMBER | PART NAME                           | INTERIOR COLOR CODE |     |     |     |
|-------------|-------------------------------------|---------------------|-----|-----|-----|
|             |                                     | A                   | B   | C   | D   |
| 0500210-39  | COVER - REAR WINDOW                 | 722                 | 727 | 725 | 726 |
| 0500210-42  | PANEL - BAGGAGE COMPARTMENT REAR    | 722                 | 727 | 725 | 726 |
| 0500210-43  | REAR WINDOW MOULDING                | 722                 | 727 | 725 | 726 |
| 0500210-44  | COVER - CENTER POST                 | 722                 | 727 | 725 | 726 |
| 0500210-81  | SHIELD - DOORPOST LH                | 722                 | 727 | 725 | 726 |
| 0500210-82  | SHIELD - DOORPOST RH                | 722                 | 727 | 725 | 726 |
| 0500210-94  | COVER - WINDOW LH                   | 722                 | 727 | 725 | 726 |
| 0500210-95  | COVER - BAGGAGE DOOR FRAME FWD      | 722                 | 727 | 725 | 726 |
| 0500210-96  | COVER - BAGGAGE DOOR FRAME AFT      | 722                 | 727 | 725 | 726 |
| 0500210-97  | PANEL - BAGGAGE COMPARTMENT RH      | 722                 | 727 | 725 | 726 |
| 0500210-98  | COVER - WINDOW RH                   | 722                 | 727 | 725 | 726 |
| 0500210-108 | COVER - COWL DECK                   | 825                 | 825 | 825 | 825 |
| 0500233-1   | COVER - CONSOLE                     | 722                 | 727 | 725 | 726 |
| 0500403-1   | COVER - CONTROL YOKE                | 722                 | 727 | 725 | 726 |
| 0511470-4   | PANEL - BAGGAGE COMPARTMENT REAR    | 722                 | 727 | 725 | 726 |
| 0511482-5   | SHIELD INSTRUMENT LIGHT CONSOLE     | 532                 | 532 | 532 | 532 |
| 0511482-9   | COVER ASSEMBLY - INSTRUMENT LIGHT   | 532                 | 532 | 532 | 532 |
| 0513319-4   | COVER - ENGINE INSTRUMENTS          | 722                 | 727 | 725 | 726 |
| 0513319-5   | COVER - RADIO CUTOUT                | 722                 | 727 | 725 | 726 |
| 0513319-12  | COVER - STATIONARY PANEL LOWER      | 722                 | 727 | 725 | 726 |
| 0513319-13  | COVER - STATIONARY PANEL LOWER      | 722                 | 727 | 725 | 726 |
| 0513319-17  | COVER - SHOCK PANEL                 | 279                 | 279 | 279 | 279 |
| 0513319-18  | COVER - STATIONARY PANEL UPPER      | 722                 | 727 | 725 | 726 |
| 0513321-1   | DOOR - MAP CASE                     | 722                 | 727 | 725 | 726 |
| 0700100-193 | RETAINER - UPHOLSTERY               | 722                 | 727 | 725 | 726 |
| 0700114-35  | PANEL - BAGGAGE COMPARTMENT         | 722                 | 727 | 725 | 726 |
| 0700148-1   | HOOD - MAPLIGHT                     | 193                 | 193 | 193 | 193 |
| 0700631-5   | FRAME ASSEMBLY - SEAT BOTTOM LH     | 746                 | 748 | 747 | 751 |
| 0700631-6   | FRAME ASSEMBLY - SEAT BOTTOM RH     | 746                 | 748 | 747 | 751 |
| 0700646-1   | SKIRT - SEAT LH                     | 722                 | 727 | 725 | 726 |
| 0700646-2   | SKIRT - SEAT RH                     | 722                 | 727 | 725 | 726 |
| 0700646-3   | SKIRT - SEAT LH                     | 722                 | 727 | 725 | 726 |
| 0700646-4   | SKIRT - SEAT RH                     | 722                 | 727 | 725 | 726 |
| 0711097-2   | FRAME ASSEMBLY - SEAT               | 661                 | 663 | 662 | 719 |
| 0711133-18  | SHIELD ASSEMBLY - FRONT DOORPOST LH | 722                 | 727 | 725 | 726 |
| 0711133-27  | SHIELD ASSEMBLY - FRONT DOORPOST RH | 722                 | 727 | 725 | 726 |
| 0711133-33  | SHIELD ASSEMBLY - FRONT DOORPOST    | 722                 | 727 | 725 | 726 |
| 1414110-1   | TRIM - SEAT BACK                    | 722                 | 727 | 725 | 726 |
| 1414110-3   | POCKET ASSEMBLY - MAGAZINE          | 722                 | 727 | 725 | 726 |
| 1414215-7   | TRIM ASSEMBLY - SEAT BACK LH        | 722                 | 727 | 725 | 726 |
| 1414215-8   | TRIM ASSEMBLY - SEAT BACK RH        | 722                 | 727 | 725 | 726 |
| 1414240-3   | BOTTOM ASSEMBLY - SEAT              | 746                 | 748 | 751 | 747 |
| 1414240-4   | BOTTOM ASSEMBLY - SEAT              | 746                 | 748 | 751 | 747 |
| 1414264-5   | POCKET ASSEMBLY - MAGAZINE          | 722                 | 727 | 726 | 725 |
| 1414264-13  | TRIM ASSEMBLY - SEAT BACK           | 722                 | 727 | 726 | 725 |
| 1470089-14  | MAP LIGHT ASSEMBLY                  | 279                 | 279 | 279 | 279 |

*Cessna*

Illustrated parts catalog

MODEL 172 & P172

INTERIOR PAINTED OR PLASTIC PARTS

1967 MODEL YEAR

F172-0320 THRU F172-0431,  
F172-0436 THRU F172-0442,  
F172-0444 THRU F172-0446

INTERIOR COLOR CODE

(From Finish and Trim Plate)

17254893 THRU 17256512

| PART NUMBER | PART NAME   | AF  | AV  | BF  | BV  | CF  | CV  | DF  | DV  |
|-------------|---|-----|-----|-----|-----|-----|-----|-----|-----|
| 0413484-2   | SHIELD-FRONT DOORPOST LH . . . . .                      | 726 | 726 | 794 | 794 | 793 | 793 | 720 | 720 |
| 0413484-4   | SHIELD-FRONT DOORPOST LH . . . . .                      | 726 | 726 | 794 | 794 | 793 | 793 | 720 | 720 |
| 0500210-39  | COVER - REAR WINDOW . . . . .                           | 726 | 726 | 794 | 794 | 793 | 793 | 720 | 720 |
| 0500210-42  | PANEL - BAGGAGE COMPARTMENT REAR . . . . .              | 726 | 726 | 794 | 794 | 793 | 793 | 720 | 720 |
| 0500210-43  | REAR WINDOW MOULDING . . . . .                          | 726 | 726 | 794 | 794 | 793 | 793 | 720 | 720 |
| 0500210-81  | SHIELD - DOORPOST LH . . . . .                          | 726 | 726 | 794 | 794 | 793 | 793 | 720 | 720 |
| 0500210-82  | SHIELD - DOORPOST RH . . . . .                          | 726 | 726 | 794 | 794 | 793 | 793 | 720 | 720 |
| 0500210-94  | COVER - WINDOW LH . . . . .                             | 726 | 726 | 794 | 794 | 793 | 793 | 720 | 720 |
| 0500210-95  | COVER - BAGGAGE DOOR FRAME FWD . . . . .                | 726 | 726 | 794 | 794 | 793 | 793 | 720 | 720 |
| 0500210-96  | COVER - BAGGAGE DOOR FRAME AFT . . . . .                | 726 | 726 | 794 | 794 | 793 | 793 | 720 | 720 |
| 0500210-97  | PANEL - BAGGAGE COMPARTMENT RH . . . . .                | 726 | 726 | 794 | 794 | 793 | 793 | 720 | 720 |
| 0500210-98  | COVER - WINDOW RH . . . . .                             | 726 | 726 | 794 | 794 | 793 | 793 | 720 | 720 |
| 0500210-108 | COVER-COWL DECK . . . . .                               | 825 | 825 | 825 | 825 | 825 | 825 | 825 | 825 |
| 0500233-1   | COVER-CONSOLE . . . . .                                 | 726 | 726 | 794 | 794 | 793 | 793 | 720 | 720 |
| 0500403-1   | COVER-CONTROL YOKE . . . . .                            | 726 | 726 | 726 | 726 | 726 | 726 | 726 | 726 |
| 0511470-4   | PANEL - BAGGAGE COMPARTMENT REAR . . . . .              | 726 | 726 | 794 | 794 | 793 | 793 | 720 | 720 |
| 0511482-9   | COVER ASSEMBLY-INSTRUMENT LIGHT . . . . .               | 532 | 532 | 532 | 532 | 532 | 532 | 532 | 532 |
| 0511482-20  | SHIELD-INSTRUMENT LIGHT . . . . .                       | 532 | 532 | 532 | 532 | 532 | 532 | 532 | 532 |
| 0513319-5   | COVER-RADIO CUTOUT . . . . .                            | 279 | 279 | 279 | 279 | 279 | 279 | 279 | 279 |
| 0513390-1   | COVER ASSEMBLY - STATIONARY PANEL LWR SKYHAWK . . . . . | 726 | 726 | 794 | 794 | 793 | 793 | 720 | 720 |
| 0513390-6   | COVER ASSEMBLY - STATIONARY PANEL LWR 172 . . . . .     | 726 | 726 | 794 | 794 | 793 | 793 | 720 | 720 |
| 0513390-9   | COVER - ENGINE INSTRUMENTS . . . . .                    | 279 | 279 | 279 | 279 | 279 | 279 | 279 | 279 |
| 0513390-10  | COVER ASSEMBLY - STATIONARY PANEL UPR . . . . .         | 726 | 726 | 794 | 794 | 793 | 793 | 720 | 720 |
| 0513390-11  | COVER - SHOCK PANEL . . . . .                           | 279 | 279 | 279 | 279 | 279 | 279 | 279 | 279 |
| 0513390-12  | DOOR ASSEMBLY - MAP CASE . . . . .                      | 726 | 726 | 794 | 794 | 793 | 793 | 720 | 720 |
| 0513390-22  | COVER - LOWER LH . . . . .                              | 726 | 726 | 794 | 794 | 793 | 793 | 720 | 720 |
| 0700100-193 | RETAINER - UPHOLSTERY . . . . .                         | 726 | 726 | 794 | 794 | 793 | 793 | 720 | 720 |
| 0700114-35  | PANEL - BAGGAGE DOOR . . . . .                          | 726 | 726 | 794 | 794 | 793 | 793 | 720 | 720 |
| 0700148-1   | HOOD - MAPLIGHT . . . . .                               | 193 | 193 | 193 | 193 | 193 | 193 | 193 | 193 |
| 0700631-5   | FRAME ASSEMBLY - SEAT BOTTOM LH . . . . .               | 719 | 719 | 798 | 798 | 796 | 796 | 718 | 718 |
| 0700631-6   | FRAME ASSEMBLY - SEAT BOTTOM RH . . . . .               | 719 | 719 | 798 | 798 | 796 | 796 | 718 | 718 |
| 0700646-1   | SKIRT - SEAT LH . . . . .                               | 726 | 726 | 794 | 794 | 793 | 793 | 720 | 720 |
| 0700646-2   | SKIRT - SEAT RH . . . . .                               | 726 | 726 | 794 | 794 | 793 | 793 | 720 | 720 |
| 0711097-2   | FRAME ASSEMBLY - SEAT . . . . .                         | 719 | 719 | 798 | 798 | 796 | 796 | 718 | 718 |
| 0711133-49  | SHIELD - FRONT DOORPOST LH . . . . .                    | 726 | 726 | 794 | 794 | 793 | 793 | 720 | 720 |
| 0711133-50  | SHIELD - FRONT DOORPOST RH . . . . .                    | 726 | 726 | 794 | 794 | 793 | 793 | 720 | 720 |
| 1414110-1   | TRIM - SEAT BACK . . . . .                              | 726 | 726 | 794 | 794 | 793 | 793 | 720 | 720 |
| 1414110-3   | POCKET ASSEMBLY-SEAT . . . . .                          | 726 | 726 | 794 | 794 | 793 | 793 | 720 | 720 |
| 1414215-7   | TRIM ASSEMBLY-SEAT BACK LH . . . . .                    | 726 | 726 | 794 | 794 | 793 | 793 | 720 | 720 |
| 1414215-8   | TRIM ASSEMBLY-SEAT BACK RH . . . . .                    | 726 | 726 | 794 | 794 | 793 | 793 | 720 | 720 |
| 1470089-14  | MAP LIGHT ASSEMBLY . . . . .                            | 279 | 279 | 279 | 279 | 279 | 279 | 279 | 279 |



INTERIOR PAINTED OR PLASTIC PARTS

1968 MODEL YEAR F172-0432 THRU F172-0435

F172-0443, F172-0447

THRU F172-0559

17256513 THRU 17257161

INTERIOR COLOR CODE

(From Finish and Trim Plate)

| PART NUMBER | PART NAME  | AF  | AV  | BF  | BV  | CF  | CV  | DF  | DV  | GF  | GV  |
|-------------|--|-----|-----|-----|-----|-----|-----|-----|-----|-----|-----|
| 0413484-2   | SHIELD-FRONT DOORPOST LH . . . . .                           | 726 | 726 | 794 | 794 | 793 | 793 | 720 | 720 | 721 | 721 |
| 0413484-4   | SHIELD-FRONT DOORPOST LH . . . . .                           | 726 | 726 | 794 | 794 | 793 | 793 | 720 | 720 | 721 | 721 |
| 0500210-39  | COVER - REAR WINDOW . . . . .                                | 726 | 726 | 794 | 794 | 793 | 793 | 720 | 720 | 721 | 721 |
| 0500210-42  | PANEL - BAGGAGE COMPARTMENT REAR . . . . .                   | 726 | 726 | 794 | 794 | 793 | 793 | 720 | 720 | 721 | 721 |
| 0500210-43  | MOULDING - REAR WINDOW . . . . .                             | 726 | 726 | 794 | 794 | 793 | 793 | 720 | 720 | 721 | 721 |
| 0500210-44  | COVER - CENTER POST . . . . .                                | 726 | 726 | 794 | 794 | 793 | 793 | 720 | 720 | 721 | 721 |
| 0500210-81  | SHIELD - DOORPOST LH . . . . .                               | 726 | 726 | 794 | 794 | 793 | 793 | 720 | 720 | 721 | 721 |
| 0500210-82  | SHIELD - DOORPOST RH . . . . .                               | 726 | 726 | 794 | 794 | 793 | 793 | 720 | 720 | 721 | 721 |
| 0500210-94  | COVER - WINDOW LH . . . . .                                  | 726 | 726 | 794 | 794 | 793 | 793 | 720 | 720 | 721 | 721 |
| 0500210-95  | COVER - BAGGAGE DOOR FRAME FWD . . . . .                     | 726 | 726 | 794 | 794 | 793 | 793 | 720 | 720 | 721 | 721 |
| 0500210-96  | COVER - BAGGAGE DOOR FRAME AFT . . . . .                     | 726 | 726 | 794 | 794 | 793 | 793 | 720 | 720 | 721 | 721 |
| 0500210-97  | PANEL - BAGGAGE COMPARTMENT RH . . . . .                     | 726 | 726 | 794 | 794 | 793 | 793 | 720 | 720 | 721 | 721 |
| 0500210-98  | COVER - WINDOW RH . . . . .                                  | 726 | 726 | 794 | 794 | 793 | 793 | 720 | 720 | 721 | 721 |
| 0500210-108 | COVER-COWL DECK . . . . .                                    | 825 | 825 | 825 | 825 | 825 | 825 | 825 | 825 | 825 | 825 |
| 0500233-1   | COVER - CONSOLE . . . . .                                    | 726 | 726 | 794 | 794 | 793 | 793 | 720 | 720 | 721 | 721 |
| 0500403-1   | COVER - CONTROL YOKE . . . . .                               | 726 | 726 | 794 | 794 | 793 | 793 | 720 | 720 | 721 | 721 |
| 0511470-4   | PANEL - BAGGAGE COMPARTMENT REAR . . . . .                   | 726 | 726 | 794 | 794 | 793 | 793 | 720 | 720 | 721 | 721 |
| 0511482-9   | COVER ASSEMBLY - INSTRUMENT LIGHT . . . . .                  | 532 | 532 | 532 | 532 | 532 | 532 | 532 | 532 | 532 | 532 |
| 0511482-20  | SHIELD - INSTRUMENT LIGHT . . . . .                          | 532 | 532 | 532 | 532 | 532 | 532 | 532 | 532 | 532 | 532 |
| 0513062-1   | SPLICE PLATE . . . . .                                       | 279 | 279 | 279 | 279 | 279 | 279 | 279 | 279 | 279 | 279 |
| 0513062-2   | SPLICE PLATE . . . . .                                       | 279 | 279 | 279 | 279 | 279 | 279 | 279 | 279 | 279 | 279 |
| 0513242-10  | COVER - INSTRUMENT PANEL UPPER . . . . .                     | 279 | 279 | 279 | 279 | 279 | 279 | 279 | 279 | 279 | 279 |
| 0513242-18  | COVER - SHOCK PANEL . . . . .                                | 279 | 279 | 279 | 279 | 279 | 279 | 279 | 279 | 279 | 279 |
| 0513319-5   | COVER - RADIO CUTOUT . . . . .                               | 279 | 279 | 279 | 279 | 279 | 279 | 279 | 279 | 279 | 279 |
| 0513390-9   | COVER - ENGINE INSTRUMENTS . . . . .                         | 279 | 279 | 279 | 279 | 279 | 279 | 279 | 279 | 279 | 279 |
| 0513390-12  | DOOR ASSEMBLY - MAP CASE . . . . .                           | 726 | 726 | 794 | 794 | 793 | 793 | 720 | 720 | 721 | 721 |
| 0513390-22  | COVER - LWR LH . . . . .                                     | 726 | 726 | 794 | 794 | 793 | 793 | 720 | 720 | 721 | 721 |
| 0513390-25  | COVER ASSEMBLY - INSTRUMENT PANEL LWR . . . . .              | 726 | 726 | 794 | 794 | 793 | 793 | 720 | 720 | 721 | 721 |
| 0514011-1   | TRIM ASSEMBLY-SEAT BACK . . . . .                            | 726 | 726 | 794 | 794 | 793 | 793 | 720 | 720 | 721 | 721 |
| 0700100-193 | RETAINER - UPHOLSTERY . . . . .                              | 726 | 726 | 794 | 794 | 793 | 793 | 720 | 720 | 721 | 721 |
| 0700114-35  | PANEL - BAGGAGE DOOR . . . . .                               | 726 | 726 | 794 | 794 | 793 | 793 | 720 | 720 | 721 | 721 |
| 0700148-1   | HOOD - MAPLIGHT . . . . .                                    | 193 | 193 | 193 | 193 | 193 | 193 | 193 | 193 | 193 | 193 |
| 0700631-5   | FRAME ASSEMBLY - SEAT BOTTOM LH F172 ONLY . . . . .          | 719 | 719 | 798 | 798 | 796 | 796 | 718 | 718 | 717 | 717 |
| 0700631-6   | FRAME ASSEMBLY - SEAT BOTTOM RH F172 ONLY . . . . .          | 719 | 719 | 798 | 798 | 796 | 796 | 718 | 718 | 717 | 717 |
| 0700631-5   | FRAME ASSEMBLY - SEAT BOTTOM LH 172 & SKYHAWK ONLY . . . . . |     |     | 799 | 799 | 797 | 797 | 750 | 750 | 749 | 749 |
| 0700631-6   | FRAME ASSEMBLY - SEAT BOTTOM RH 172 & SKYHAWK ONLY . . . . . |     |     | 799 | 799 | 797 | 797 | 750 | 750 | 749 | 749 |
| 0700646-1   | SKIRT - SEAT LH . . . . .                                    | 726 | 726 | 794 | 794 | 793 | 793 | 720 | 720 | 721 | 721 |
| 0700646-2   | SKIRT - SEAT RH . . . . .                                    | 726 | 726 | 794 | 794 | 793 | 793 | 720 | 720 | 721 | 721 |
| 0711097-2   | FRAME ASSEMBLY - AUXILIARY SEAT F172 ONLY . . . . .          | 719 | 719 | 798 | 798 | 796 | 796 | 718 | 718 |     |     |
| 0711097-2   | FRAME ASSEMBLY - AUXILIARY SEAT 172 & SKYHAWK ONLY . . . . . |     |     | 799 | 799 | 797 | 797 | 750 | 750 | 717 | 717 |
| 0711133-50  | SHIELD - FRONT DOORPOST RH . . . . .                         | 726 | 726 | 794 | 794 | 793 | 793 | 720 | 720 | 721 | 721 |
| 0715001-1   | TRIM - SEAT BACK . . . . .                                   | 726 | 726 | 794 | 794 | 793 | 793 | 720 | 720 | 721 | 721 |
| 1414215-7   | TRIM ASSEMBLY - SEAT BACK LH . . . . .                       | 726 | 726 | 794 | 794 | 793 | 793 | 720 | 720 | 721 | 721 |
| 1414215-8   | TRIM ASSEMBLY - SEAT BACK RH . . . . .                       | 726 | 726 | 794 | 794 | 793 | 793 | 720 | 720 | 721 | 721 |
| 1470089-14  | MAPLIGHT ASSEMBLY . . . . .                                  | 279 | 279 | 279 | 279 | 279 | 279 | 279 | 279 | 279 | 279 |
| 1715023-3   | POCKET ASSEMBLY - MAGAZINE . . . . .                         | 726 | 726 | 794 | 794 | 793 | 793 | 720 | 720 | 721 | 721 |



MODEL 172 & P172

INTERIOR PAINTED OR PLASTIC PARTS

1969 MODEL YEAR

17257162 THRU 17258486

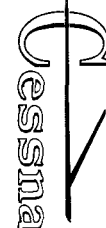
F172-0560 THRU F172-0654

INTERIOR COLOR CODE

(From Finish and Trim Plate)

| PART NUMBER | PART NAME                                   | BF  | BV  | DF  | DV  | GF  | GV  | HF  | HV  |
|-------------|---|-----|-----|-----|-----|-----|-----|-----|-----|
| 0413484-2   | SHIELD-FRONT DOORPOST LH . . . . .          | 902 | 902 | 901 | 901 | 721 | 721 | 903 | 903 |
| 0413484-4   | SHIELD-FRONT DOORPOST LH . . . . .          | 902 | 902 | 901 | 901 | 721 | 721 | 903 | 903 |
| 0500210-42  | PANEL-BAGGAGE COMPARTMENT REAR . . . . .    | 902 | 902 | 901 | 901 | 721 | 721 | 903 | 903 |
| 0500210-44  | COVER-CENTER POST . . . . .                 | 902 | 902 | 901 | 901 | 721 | 721 | 903 | 903 |
| 0500210-81  | SHIELD-DOORPOST LH . . . . .                | 902 | 902 | 901 | 901 | 721 | 721 | 903 | 903 |
| 0500210-82  | SHIELD-DOORPOST RH . . . . .                | 902 | 902 | 901 | 901 | 721 | 721 | 903 | 903 |
| 0500210-95  | COVER-BAGGAGE DOOR FRAME FWD . . . . .      | 902 | 902 | 901 | 901 | 721 | 721 | 903 | 903 |
| 0500210-96  | COVER-BAGGAGE DOOR FRAME AFT . . . . .      | 902 | 902 | 901 | 901 | 721 | 721 | 903 | 903 |
| 0500210-97  | PANEL-BAGGAGE COMPARTMENT RH . . . . .      | 902 | 902 | 901 | 901 | 721 | 721 | 903 | 903 |
| 0500210-108 | COVER-COWL DECK . . . . .                   | 825 | 825 | 825 | 825 | 825 | 825 | 825 | 825 |
| 0500210-132 | COVER-REAR WINDOW . . . . .                 | 902 | 902 | 901 | 901 | 721 | 721 | 903 | 903 |
| 0500210-135 | MOULDING - REAR WINDOW . . . . .            | 902 | 902 | 901 | 901 | 721 | 721 | 903 | 903 |
| 0500233-1   | COVER - CONSOLE . . . . .                   | 902 | 902 | 901 | 901 | 721 | 721 | 903 | 903 |
| 0500233-1   | COVER - CONSOLE . . . . .                   | 902 | 902 | 901 | 901 | 721 | 721 | 903 | 903 |
| 0500403-1   | COVER - CONTROL YOKE . . . . .              | 902 | 902 | 901 | 901 | 721 | 721 | 903 | 903 |
| 0511470-4   | PANEL - BAGGAGE COMPARTMENT RH . . . . .    | 902 | 902 | 901 | 901 | 721 | 721 | 903 | 903 |
| 0511482-9   | COVER ASSEMBLY - INSTRUMENT LIGHT . . . . . | 532 | 532 | 532 | 532 | 532 | 532 | 532 | 532 |
| 0511482-20  | SHIELD - INSTRUMENT LIGHT . . . . .         | 532 | 532 | 532 | 532 | 532 | 532 | 532 | 532 |
| 0513062-1   | SPICE PLATE . . . . .                       | 279 | 279 | 279 | 279 | 279 | 279 | 279 | 279 |
| 0513062-2   | SPICE PLATE USED WITH MAP LIGHT . . . . .   | 279 | 279 | 279 | 279 | 279 | 279 | 279 | 279 |
| 0513242-10  | COVER - INSTRUMENT PANEL UPPER . . . . .    | 279 | 279 | 279 | 279 | 279 | 279 | 279 | 279 |
| 0513242-18  | COVER - SHOCK PANEL . . . . .               | 279 | 279 | 279 | 279 | 279 | 279 | 279 | 279 |
| 0513319-5   | COVER - RADIO CUTOUT . . . . .              | 279 | 279 | 279 | 279 | 279 | 279 | 279 | 279 |
| 0513390-9   | COVER - ENGINE INSTRUMENTS . . . . .        | 279 | 279 | 279 | 279 | 279 | 279 | 279 | 279 |
| 0513390-22  | COVER - LWR RH . . . . .                    | 902 | 902 | 901 | 901 | 721 | 721 | 903 | 903 |
| 0513390-27  | COVER - INSTRUMENT PANEL LWR. . . . .       | 902 | 902 | 901 | 901 | 721 | 721 | 903 | 903 |
| 0513390-29  | COVER - MAP CASE DOOR . . . . .             | 902 | 902 | 901 | 901 | 721 | 721 | 903 | 903 |
| 0514011-1   | TRIM ASSEMBLY - REAR SEAT BACK . . . . .    | 902 | 902 | 901 | 901 | 721 | 721 | 903 | 903 |
| 0514012-1   | COVER - WINDOW LH . . . . .                 | 902 | 902 | 901 | 901 | 721 | 721 | 903 | 903 |
| 0514012-2   | COVER - WINDOW RH . . . . .                 | 902 | 902 | 901 | 901 | 721 | 721 | 903 | 903 |
| 0700100-193 | RETAINER - UPHOLSTERY . . . . .             | 906 | 906 | 904 | 904 | 717 | 717 | 908 | 908 |
| 0700114-35  | PANEL - BAGGAGE DOOR . . . . .              | 902 | 902 | 901 | 901 | 721 | 721 | 903 | 903 |
| 0700148-1   | HOOD - MAPLIGHT . . . . .                   | 193 | 193 | 193 | 193 | 193 | 193 | 193 | 193 |
| 0700631-5   | FRAME ASSEMBLY - SEAT BOTTOM LH . . . . .   | 907 | 907 | 749 | 749 | 909 | 909 | 905 | 905 |
| 0700631-5   | FRAME ASSEMBLY - SEAT BOTTOM LH . . . . .   | 906 | 906 | 904 | 904 | 717 | 717 | 908 | 908 |
| 0700631-6   | FRAME ASSEMBLY - SEAT BOTTOM RH . . . . .   | 907 | 907 | 749 | 749 | 909 | 909 | 905 | 905 |
| 0700631-6   | FRAME ASSEMBLY - SEAT BOTTOM RH . . . . .   | 906 | 906 | 904 | 904 | 717 | 717 | 908 | 908 |
| 0700646-1   | SKIRT - SEAT LH . . . . .                   | 902 | 902 | 901 | 901 | 721 | 721 | 903 | 903 |
| 0700646-2   | SKIRT - SEAT RH . . . . .                   | 902 | 902 | 901 | 901 | 721 | 721 | 903 | 903 |
| 0711097-2   | FRAME ASSEMBLY - SEAT . . . . .             | 906 | 906 | 717 | 717 | 908 | 908 | 904 | 904 |
| 0711097-2   | FRAME ASSEMBLY - SEAT . . . . .             | 906 | 906 | 904 | 904 | 717 | 717 | 908 | 908 |
| 0711133-50  | SHIELD - FRONT DOORPOST RH . . . . .        | 902 | 902 | 901 | 901 | 721 | 721 | 903 | 903 |
| 0715001-1   | TRIM - SEAT BACK . . . . .                  | 902 | 902 | 901 | 901 | 721 | 721 | 903 | 903 |
| 1414215-7   | TRIM ASSEMBLY-SEAT BACK LH. . . . .         | 902 | 902 | 901 | 901 | 721 | 721 | 903 | 903 |
| 1414215-8   | TRIM ASSEMBLY-SEAT BACK RH. . . . .         | 902 | 902 | 901 | 901 | 721 | 721 | 903 | 903 |
| 1470089-14  | MAPLIGHT ASSEMBLY . . . . .                 | 279 | 279 | 279 | 279 | 279 | 279 | 279 | 279 |
| 1715023-3   | POCKET - MAGAZINE . . . . .                 | 902 | 902 | 901 | 901 | 721 | 721 | 903 | 903 |

MODEL 172 & P172



illustrated parts catalog

**INTERIOR PAINTED OR PLASTIC PARTS  
1970 MODEL YEAR**


17258487 THRU 17259223

F17200655 THRU F17200754

**INTERIOR COLOR CODE**

(From Finish and Trim Plate)

| PART NUMBER | PART NAME                                  | INTERIOR COLOR CODE |     |     |     |     |     |     |     |
|-------------|--|---------------------|-----|-----|-----|-----|-----|-----|-----|
|             |  | AF                  | BF  | MF  | CF  | AV  | BV  | MV  | CV  |
| 0413484-2   | SHIELD-FRONT DOORPOST LH . . . . .         | 532                 | 532 | 532 | 532 | 532 | 532 | 532 | 532 |
| 0413484-4   | SHIELD-FRONT DOORPOST LH . . . . .         | 532                 | 532 | 532 | 532 | 532 | 532 | 532 | 532 |
| 0500210-42  | PANEL-BAGGAGE COMPARTMENT REAR . . . . .   | 978                 | 976 | 977 | 975 | 978 | 976 | 977 | 975 |
| 0500210-44  | COVER-CENTER POST . . . . .                | 532                 | 532 | 532 | 532 | 532 | 532 | 532 | 532 |
| 0500210-81  | SHIELD-DOORPOST LH . . . . .               | 978                 | 976 | 977 | 975 | 978 | 976 | 977 | 975 |
| 0500210-82  | SHIELD-DOORPOST RH . . . . .               | 978                 | 976 | 977 | 975 | 978 | 976 | 977 | 975 |
| 0500210-95  | COVER-BAGGAGE DOOR FRAME FWD . . . . .     | 978                 | 976 | 977 | 975 | 978 | 976 | 977 | 975 |
| 0500210-96  | COVER-BAGGAGE DOOR FRAME AFT . . . . .     | 978                 | 976 | 977 | 975 | 978 | 976 | 977 | 975 |
| 0500210-97  | PANEL-BAGGAGE COMPARTMENT RH . . . . .     | 978                 | 976 | 977 | 975 | 978 | 976 | 977 | 975 |
| 0500210-108 | COVER-COWL DECK . . . . .                  | 825                 | 825 | 825 | 825 | 825 | 825 | 825 | 825 |
| 0500210-132 | COVER-REAR WINDOW . . . . .                | 532                 | 532 | 532 | 532 | 532 | 532 | 532 | 532 |
| 0500210-135 | MOULDING-REAR WINDOW . . . . .             | 532                 | 532 | 532 | 532 | 532 | 532 | 532 | 532 |
| 0500233-1   | COVER-CONSOLE . . . . .                    | 978                 | 976 | 977 | 975 | 978 | 976 | 977 | 975 |
| 0500403-1   | COVER-CONTROL YOKE . . . . .               | 978                 | 976 | 977 | 975 | 978 | 976 | 977 | 975 |
| 0511470-4   | PANEL - BAGGAGE COMPARTMENT REAR . . . . . | 978                 | 976 | 977 | 975 | 978 | 976 | 977 | 975 |
| 0511482-9   | COVER ASSEMBLY-INSTRUMENT LIGHT . . . . .  | 532                 | 532 | 532 | 532 | 532 | 532 | 532 | 532 |
| 0511482-20  | SHIELD-INSTRUMENT LIGHT . . . . .          | 532                 | 532 | 532 | 532 | 532 | 532 | 532 | 532 |
| 0513062-1   | SPLICE PLATE . . . . .                     | 989                 | 989 | 989 | 989 | 989 | 989 | 989 | 989 |
| 0513062-2   | SPLICE PLATE USED WITH MAP LIGHT . . . . . | 989                 | 989 | 989 | 989 | 989 | 989 | 989 | 989 |
| 0513242-10  | COVER-INSTRUMENT PANEL UPPER . . . . .     | 279                 | 279 | 279 | 279 | 279 | 279 | 279 | 279 |
| 0513242-26  | COVER-SHOCK PANEL . . . . .                | 989                 | 989 | 989 | 989 | 989 | 989 | 989 | 989 |
| 0513319-5   | COVER-RADIO CUTOOUT . . . . .              | 279                 | 279 | 279 | 279 | 279 | 279 | 279 | 279 |
| 0513390-9   | COVER-ENGINE INSTRUMENTS . . . . .         | 989                 | 989 | 989 | 989 | 989 | 989 | 989 | 989 |
| 0513390-22  | COVER-LWR RH . . . . .                     | 978                 | 976 | 977 | 975 | 978 | 976 | 977 | 975 |
| 0513390-31  | COVER-INSTRUMENT PANEL LWR . . . . .       | 978                 | 976 | 977 | 975 | 978 | 976 | 977 | 975 |
| 0513390-29  | COVER-MAP CASE DOOR . . . . .              | 978                 | 976 | 977 | 975 | 978 | 976 | 977 | 975 |
| 0514012-1   | COVER-WINDOW LH . . . . .                  | 532                 | 532 | 532 | 532 | 532 | 532 | 532 | 532 |
| 0514012-2   | COVER-WINDOW RH . . . . .                  | 532                 | 532 | 532 | 532 | 532 | 532 | 532 | 532 |
| 0514017-1   | SKIRT-SEAT LH . . . . .                    | 532                 | 532 | 532 | 532 | 532 | 532 | 532 | 532 |
| 0514017-2   | SKIRT-SEAT RH . . . . .                    | 532                 | 532 | 532 | 532 | 532 | 532 | 532 | 532 |
| 0514017-3   | TRIM-SEAT . . . . .                        | 532                 | 532 | 532 | 532 | 532 | 532 | 532 | 532 |
| 0514018-1   | TRIM-SEAT BACK . . . . .                   | 532                 | 532 | 532 | 532 | 532 | 532 | 532 | 532 |
| 0514018-3   | POCKET ASSEMBLY-SEAT BACK . . . . .        | 532                 | 532 | 532 | 532 | 532 | 532 | 532 | 532 |
| 0514044-1   | RETAINER - SEAT BOTTOM . . . . .           | 532                 | 532 | 532 | 532 | 532 | 532 | 532 | 532 |
| 0514055-1   | TRIM ASSEMBLY-FRONT SEAT BACK . . . . .    | 532                 | 532 | 532 | 532 | 532 | 532 | 532 | 532 |
| 0514055-3   | POCKET ASSY-SEAT BACK . . . . .            | 532                 | 532 | 532 | 532 | 532 | 532 | 532 | 532 |
| 0514056-1   | TRIM ASSEMBLY-SEAT BACK . . . . .          | 532                 | 532 | 532 | 532 | 532 | 532 | 532 | 532 |
| 0514057-1   | TRIM ASSEMBLY-SEAT BACK LH . . . . .       | 532                 | 532 | 532 | 532 | 532 | 532 | 532 | 532 |
| 0514057-2   | TRIM ASSEMBLY-SEAT BACK RH . . . . .       | 532                 | 532 | 532 | 532 | 532 | 532 | 532 | 532 |
| 0514058-1   | RETAINER-SEAT BOTTOM . . . . .             | 532                 | 532 | 532 | 532 | 532 | 532 | 532 | 532 |
| 0700100-193 | RETAINER - UPHOLSTERY . . . . .            | 970                 | 972 | 973 | 971 | 970 | 972 | 973 | 971 |
| 0700148-1   | HOOD - MAPLIGHT . . . . .                  | 193                 | 193 | 193 | 193 | 193 | 193 | 193 | 193 |
| 0711133-50  | SHIELD-FRONT DOORPOST RH . . . . .         | 532                 | 532 | 532 | 532 | 532 | 532 | 532 | 532 |
| 0714010-1   | SKIRT - SEAT LH . . . . .                  | 532                 | 532 | 532 | 532 | 532 | 532 | 532 | 532 |
| 0714010-2   | SKIRT - SEAT RH . . . . .                  | 532                 | 532 | 532 | 532 | 532 | 532 | 532 | 532 |
| 0717000-4   | PANEL-BAGGAGE DOOR . . . . .               | 978                 | 976 | 977 | 975 | 978 | 976 | 977 | 975 |
| 1470089-14  | MAP LIGHT ASSEMBLY . . . . .               | 279                 | 279 | 279 | 279 | 279 | 279 | 279 | 279 |



illustrated parts catalog

MODEL 172 & P172

INTERIOR PAINTED OR PLASTIC PARTS

1971 MODEL YEAR

17259224 THRU 17259903

F17200755 THRU F17200804

INTERIOR COLOR CODE

(From Finish and Trim Plate)

| PART NUMBER | PART NAME                                  | AF  | AV  | BF  | BV  | CF  | CV  | DF  | DV  | EL  | FL  | HL  | DL  |
|-------------|--|-----|-----|-----|-----|-----|-----|-----|-----|-----|-----|-----|-----|
| 0413484-8   | SHIELD-FRONT DOORPOST LH                   | 532 | 532 | 532 | 532 | 532 | 532 | 532 | 532 | 532 | 532 | 532 | 532 |
| 0413484-9   | SHIELD-FRONT DOORPOST RH                   | 532 | 532 | 532 | 532 | 532 | 532 | 532 | 532 | 532 | 532 | 532 | 532 |
| 0414013-6   | COVER ASSEMBLY-INSTRUMENT LIGHT            | 532 | 532 | 532 | 532 | 532 | 532 | 532 | 532 | 532 | 532 | 532 | 532 |
| 0414013-7   | SHIELD-INSTRUMENT LIGHT                    | 532 | 532 | 532 | 532 | 532 | 532 | 532 | 532 | 532 | 532 | 532 | 532 |
| 0500210-42  | PANEL-BAGGAGE COMPARTMENT REAR             | 978 | 978 | A24 | A24 | A30 | A30 | A27 | A27 | 532 | 279 | 532 | A27 |
| 0500210-44  | COVER-CENTER POST                          | 532 | 532 | 532 | 532 | 532 | 532 | 532 | 532 | 532 | 532 | 532 | 532 |
| 0500210-95  | COVER-BAGGAGE DOOR FRAME FWD               | 978 | 978 | A24 | A24 | A30 | A30 | A27 | A27 | 532 | 279 | 532 | A27 |
| 0500210-96  | COVER-BAGGAGE DOOR FRAME AFT               | 978 | 978 | A24 | A24 | A30 | A30 | A27 | A27 | 532 | 279 | 532 | A27 |
| 0500210-97  | PANEL-BAGGAGE COMPARTMENT RH               | 978 | 978 | A24 | A24 | A30 | A30 | A27 | A27 | 532 | 279 | 532 | A27 |
| 0500210-108 | COVER-COWL DECK                            | 825 | 825 | 825 | 825 | 825 | 825 | 825 | 825 | 825 | 825 | 825 | 825 |
| 0500210-132 | COVER-REAR WINDOW                          | 532 | 532 | 532 | 532 | 532 | 532 | 532 | 532 | 532 | 532 | 532 | 532 |
| 0500210-135 | MOULDING-REAR WINDOW                       | 532 | 532 | 532 | 532 | 532 | 532 | 532 | 532 | 532 | 532 | 532 | 532 |
| 0500233-1   | COVER-CONSOLE                              | 978 | 978 | A24 | A24 | A30 | A30 | A27 | A27 | 279 | 279 | 279 | A27 |
| 0500403-1   | COVER-CONTROL YOKE                         | 978 | 978 | A24 | A24 | A30 | A30 | A27 | A27 | 279 | 279 | 279 | A27 |
| 0511470-4   | PANEL - BAGGAGE COMPARTMENT REAR           | 978 | 978 | A24 | A24 | A30 | A30 | A27 | A27 | 532 | 279 | 532 | A27 |
| 0513076-3   | COVER ASSEMBLY-REMOVABLE SWITCH PANEL 172  | 978 | 978 | A24 | A24 | A30 | A30 | A27 | A27 | 279 | 279 | 279 | A27 |
| 0513076-7   | COVER ASSEMBLY-REMOVABLE SWITCH PANEL F172 | 978 | 978 |     |     | A30 | A30 |     |     |     |     |     |     |
| 0513077-1   | COVER-SHOCK PANEL                          | 989 | 989 | 989 | 989 | 989 | 989 | 989 | 989 | 989 | 989 | 989 | 989 |
| 0513077-4   | COVER-ENGINE INSTRUMENTS                   | 989 | 989 | 989 | 989 | 989 | 989 | 989 | 989 | 989 | 989 | 989 | 989 |
| 0513077-7   | SPLICE PLATE                               | 989 | 989 | 989 | 989 | 989 | 989 | 989 | 989 | 989 | 989 | 989 | 989 |
| 0513077-8   | COVER-LOWER RH                             | 978 | 978 | A24 | A24 | A30 | A30 | A27 | A27 | 279 | 279 | 279 | A27 |
| 0513077-9   | SPLICE PLATE USED WITH MAPLIGHT            | 989 | 989 | 989 | 989 | 989 | 989 | 989 | 989 | 989 | 989 | 989 | 989 |
| 0513077-10  | COVER ASSEMBLY-INSTRUMENT PANEL LWR        | 978 | 978 | A24 | A24 | A30 | A30 | A27 | A27 | 279 | 279 | 279 | A27 |
| 0513319-5   | COVER-RADIO CUTOUT                         | 279 | 279 | 279 | 279 | 279 | 279 | 279 | 279 | 279 | 279 | 279 | 279 |
| 0513422-1   | DOOR ASSY-MAP CASE                         | 978 | 978 | A24 | A24 | A30 | A30 | A27 | A27 | 279 | 279 | 279 | A27 |
| 0513423-2   | COVER-RADIO SWITCH PANEL 172               | 279 | 279 | 279 | 279 | 279 | 279 | 279 | 279 | 279 | 279 | 279 | 279 |
| 0514017-1   | SKIRT-SEAT LH                              | 532 | 532 | 532 | 532 | 532 | 532 | 532 | 532 | 532 | 532 | 532 | 532 |
| 0514017-2   | SKIRT-SEAT RH                              | 532 | 532 | 532 | 532 | 532 | 532 | 532 | 532 | 532 | 532 | 532 | 532 |
| 0514017-3   | TRIM-SEAT                                  | 532 | 532 | 532 | 532 | 532 | 532 | 532 | 532 | 532 | 532 | 532 | 532 |
| 0514018-15  | TRIM-SEAT BACK                             | 532 | 532 | 532 | 532 | 532 | 532 | 532 | 532 | 532 | 532 | 532 | 532 |
| 0514018-3   | POCKET ASSEMBLY-SEAT BACK                  | 532 | 532 | 532 | 532 | 532 | 532 | 532 | 532 | 532 | 532 | 532 | 532 |
| 0514044-1   | RETAINER - SEAT BOTTOM                     | 532 | 532 | 532 | 532 | 532 | 532 | 532 | 532 | 532 | 532 | 532 | 532 |
| 0514055-11  | TRIM ASSEMBLY-FRONT SEAT BACK              | 532 | 532 | 532 | 532 | 532 | 532 | 532 | 532 | 532 | 532 | 532 | 532 |
| 0514055-3   | POCKET ASSEMBLY-SEAT BACK                  | 532 | 532 | 532 | 532 | 532 | 532 | 532 | 532 | 532 | 532 | 532 | 532 |
| 0514056-1   | TRIM ASSEMBLY-SEAT BACK                    | 532 | 532 | 532 | 532 | 532 | 532 | 532 | 532 | 532 | 532 | 532 | 532 |
| 0514057-1   | TRIM ASSEMBLY-SEAT BACK LH                 | 532 | 532 | 532 | 532 | 532 | 532 | 532 | 532 | 532 | 532 | 532 | 532 |
| 0514057-2   | TRIM ASSEMBLY-SEAT BACK RH                 | 532 | 532 | 532 | 532 | 532 | 532 | 532 | 532 | 532 | 532 | 532 | 532 |
| 0514058-1   | RETAINER-SEAT BOTTOM                       | 532 | 532 | 532 | 532 | 532 | 532 | 532 | 532 | 532 | 532 | 532 | 532 |
| 0514064-1   | RETAINER-SKYLIGHT                          | 532 | 532 | 532 | 532 | 532 | 532 | 532 | 532 | 532 | 532 | 532 | 532 |



**INTERIOR PAINTED OR PLASTIC PARTS  
1971 MODEL YEAR**

17259224 THRU 17259903

F17200755 THRU F17200804

**INTERIOR COLOR CODE**

(From Finish and Trim Plate)

| PART NUMBER | PART NAME                          | AF  | AV  | BF  | BV  | CF  | CV  | DF  | DV  | EL  | FL  | HL  | DL  |
|-------------|------------------------------------|-----|-----|-----|-----|-----|-----|-----|-----|-----|-----|-----|-----|
| 0514065-1   | SHIELD-DOORPOST LH . . . . .       | 978 | 978 | A24 | A24 | A30 | A30 | A27 | A27 | 532 | 279 | 532 | A27 |
| 0514065-2   | SHIELD-DOORPOST RH . . . . .       | 978 | 978 | A24 | A24 | A30 | A30 | A27 | A27 | 532 | 279 | 532 | A27 |
| 0514068-2   | COVER ASSEMBLY-SPEAKER . . . . .   | 532 | 532 | 532 | 532 | 532 | 532 | 532 | 532 | 532 | 532 | 532 | 532 |
| 0514069-1   | TIARA . . . . .                    | 532 | 532 | 532 | 532 | 532 | 532 | 532 | 532 | 532 | 532 | 532 | 532 |
| 0514071-1   | COVER-WINDOW LH . . . . .          | 532 | 532 | 532 | 532 | 532 | 532 | 532 | 532 | 532 | 532 | 532 | 532 |
| 0514071-2   | COVER-WINDOW RH . . . . .          | 532 | 532 | 532 | 532 | 532 | 532 | 532 | 532 | 532 | 532 | 532 | 532 |
| 0700100-193 | RETAINER - UPHOLSTERY . . . . .    | 970 | 970 | A25 | A25 | A31 | A31 | A28 | A28 | 531 | 156 | 531 | A28 |
| 0700148-1   | HOOD - MAPLIGHT . . . . .          | 193 | 193 | 193 | 193 | 193 | 193 | 193 | 193 | 193 | 193 | 193 | 193 |
| 0711133-12  | SHIELD-FRONT DOORPOST RH . . . . . | 532 | 532 | 532 | 532 | 532 | 532 | 532 | 532 | 532 | 532 | 532 | 532 |
| 0717000-4   | PANEL-BAGGAGE DOOR . . . . .       | 978 | 978 | A24 | A24 | A30 | A30 | A27 | A27 | 532 | 279 | 532 | A27 |
| 1470089-14  | MAPLIGHT ASSEMBLY . . . . .        | 279 | 279 | 279 | 279 | 279 | 279 | 279 | 279 | 279 | 279 | 279 | 279 |

  
Cessna  
illustrated parts catalog

MODEL 172 & P172

## INTERIOR PAINTED OR PLASTIC PARTS

## 1972 MODEL YEAR

17259904 THRU 17260758


F17200805 THRU F17200904

## INTERIOR COLOR

## CODE

(From Finish and Trim Plate)

| PART NUMBER | PART NAME                                  | AF  | AV  | BF  | BV  | CF  | CV  | DF  | DV  | EL  | FL  | HL  | DL  |
|-------------|--|-----|-----|-----|-----|-----|-----|-----|-----|-----|-----|-----|-----|
| 0413204-3   | BRACKET-COMPASS . . . . .                  | 532 | 532 | 532 | 532 | 532 | 532 | 532 | 532 | 532 | 532 | 532 | 532 |
| 0413484-10  | SHIELD-FRONT DOORPOST LH . . . . .         | 532 | 532 | 532 | 532 | 532 | 532 | 532 | 532 | 532 | 532 | 532 | 532 |
| 0413527-4   | COVER-RADIO CUTOUT . . . . .               | A59 | A59 | A59 | A59 | A59 | A59 | A59 | A59 | A59 | A59 | A59 | A59 |
| 0413532-2   | TRIM - RADIO COVER . . . . .               | A59 | A59 | A59 | A59 | A59 | A59 | A59 | A59 | A59 | A59 | A59 | A59 |
| 0414013-7   | SHIELD - INSTRUMENT LIGHT . . . . .        | 532 | 532 | 532 | 532 | 532 | 532 | 532 | 532 | 532 | 532 | 532 | 532 |
| 0413013-9   | COVER - INSTRUMENT LIGHT . . . . .         | 532 | 532 | 532 | 532 | 532 | 532 | 532 | 532 | 532 | 532 | 532 | 532 |
| 0500210-42  | PANEL-BAGGAGE COMPARTMENT REAR . . . . .   | 978 | 978 | A44 | A44 | A48 | A48 | A52 | A52 | 532 | 279 | 532 | A52 |
| 0500210-44  | COVER-CENTER POST . . . . .                | 532 | 532 | 532 | 532 | 532 | 532 | 532 | 532 | 532 | 532 | 532 | 532 |
| 0500210-95  | COVER-BAGGAGE DOOR FRAME FWD . . . . .     | 978 | 978 | A44 | A44 | A48 | A48 | A52 | A52 | 532 | 279 | 532 | A52 |
| 0500210-96  | COVER-BAGGAGE DOOR FRAME AFT . . . . .     | 978 | 978 | A44 | A44 | A48 | A48 | A52 | A52 | 532 | 279 | 532 | A52 |
| 0500210-97  | PANEL-BAGGAGE . . . . .                    | 978 | 978 | A44 | A44 | A48 | A48 | A52 | A52 | 532 | 279 | 532 | A52 |
| 0500210-108 | COVER-COWL DECK . . . . .                  | 825 | 825 | 825 | 825 | 825 | 825 | 825 | 825 | 825 | 825 | 825 | 825 |
| 0500210-132 | COVER-REAR WINDOW . . . . .                | 532 | 532 | 532 | 532 | 532 | 532 | 532 | 532 | 532 | 532 | 532 | 532 |
| 0500210-135 | MOULDING-REAR WINDOW . . . . .             | 532 | 532 | 532 | 532 | 532 | 532 | 532 | 532 | 532 | 532 | 532 | 532 |
| 0500230-2   | SHELF-BAGGAGE . . . . .                    | 970 | 970 | A41 | A41 | A45 | A45 | A49 | A49 | 531 | 156 | 531 | A49 |
| 0500233-1   | COVER-CONSOLE . . . . .                    | 978 | 978 | A44 | A44 | A48 | A48 | A52 | A52 | 279 | 279 | 279 | A52 |
| 0500403-1   | COVER-CONTROL YOKE . . . . .               | 978 | 978 | A44 | A44 | A48 | A48 | A52 | A52 | 279 | 279 | 279 | A52 |
| 0511470-4   | PANEL - BAGGAGE COMPARTMENT REAR . . . . . | 978 | 978 | A44 | A44 | A48 | A48 | A52 | A52 | 532 | 279 | 532 | 532 |
| 0513076-19  | COVER-SWITCH (172) . . . . .               | 978 | 978 | A44 | A44 | A48 | A48 | A52 | A52 | 279 | 279 | 279 | A52 |
| 0513076-20  | COVER-SWITCH (F172) . . . . .              | 978 | 978 | A44 | A44 | A48 | A48 | A52 | A52 | 279 | 279 | 279 | A52 |
| 0513077-2   | COVER-LOWER . . . . .                      | 978 | 978 | A44 | A44 | A48 | A48 | A52 | A52 | 279 | 279 | 279 | A52 |
| 0513077-8   | COVER-LOWER RH . . . . .                   | 978 | 978 | A44 | A44 | A48 | A48 | A52 | A52 | 279 | 279 | 279 | A52 |
| 0513077-20  | COVER-LH . . . . .                         | A59 | A59 | A59 | A59 | A59 | A59 | A59 | A59 | A59 | A59 | A59 | A59 |
| 0513077-21  | COVER-LH (OPT.) . . . . .                  | A59 | A59 | A59 | A59 | A59 | A59 | A59 | A59 | A59 | A59 | A59 | A59 |
| 0513077-22  | COVER - ENGINE INSTRUMENT . . . . .        | A59 | A59 | A59 | A59 | A59 | A59 | A59 | A59 | A59 | A59 | A59 | A59 |
| 0513077-26  | SPLICE PLATE . . . . .                     | A59 | A59 | A59 | A59 | A59 | A59 | A59 | A59 | A59 | A59 | A59 | A59 |
| 0513077-27  | SPLICE PLATE (OPT) . . . . .               | A59 | A59 | A59 | A59 | A59 | A59 | A59 | A59 | A59 | A59 | A59 | A59 |
| 0513423-2   | COVER-RADIO SWITCH PANEL . . . . .         | A59 | A59 | A59 | A59 | A59 | A59 | A59 | A59 | A59 | A59 | A59 | A59 |
| 0513438-1   | DOOR ASSY - MAP CASE . . . . .             | 978 | 978 | A44 | A44 | A48 | A48 | A52 | A52 | 279 | 279 | 279 | A52 |
| 0514017-3   | TRIM-SEAT . . . . .                        | 532 | 532 | 532 | 532 | 532 | 532 | 532 | 532 | 532 | 532 | 532 | 532 |
| 0514044-1   | RETAINER-REAR SEAT BOTTOM . . . . .        | 532 | 532 | 532 | 532 | 532 | 532 | 532 | 532 | 532 | 532 | 532 | 532 |
| 0514056-1   | TRIM-REAR SEAT BACK . . . . .              | 532 | 532 | 532 | 532 | 532 | 532 | 532 | 532 | 532 | 532 | 532 | 532 |
| 0514057-1   | TRIM-REAR SEAT BACK . . . . .              | 532 | 532 | 532 | 532 | 532 | 532 | 532 | 532 | 532 | 532 | 532 | 532 |
| 0514057-2   | TRIM-REAR SEAT BACK . . . . .              | 532 | 532 | 532 | 532 | 532 | 532 | 532 | 532 | 532 | 532 | 532 | 532 |
| 0514058-1   | RETAINER-SEAT BOTTOM . . . . .             | 532 | 532 | 532 | 532 | 532 | 532 | 532 | 532 | 532 | 532 | 532 | 532 |
| 0514064-1   | RETAINER-SKYLIGHT . . . . .                | 532 | 532 | 532 | 532 | 532 | 532 | 532 | 532 | 532 | 532 | 532 | 532 |
| 0514065-1   | SHIELD-DOORPOST LH . . . . .               | 978 | 978 | A44 | A44 | A48 | A48 | A52 | A52 | 532 | 279 | 532 | A52 |
| 0514065-2   | SHIELD-DOORPOST RH . . . . .               | 978 | 978 | A44 | A44 | A48 | A48 | A52 | A52 | 532 | 279 | 532 | A52 |
| 0514068-    | COVER-SPEAKER . . . . .                    | 532 | 532 | 532 | 532 | 532 | 532 | 532 | 532 | 532 | 532 | 532 | 532 |
| 0514069-1   | TIARA . . . . .                            | 532 | 532 | 532 | 532 | 532 | 532 | 532 | 532 | 532 | 532 | 532 | 532 |
| 0514071-1   | COVER-WINDOW LH . . . . .                  | 532 | 532 | 532 | 532 | 532 | 532 | 532 | 532 | 532 | 532 | 532 | 532 |
| 0514071-2   | COVER-WINDOW RH . . . . .                  | 532 | 532 | 532 | 532 | 532 | 532 | 532 | 532 | 532 | 532 | 532 | 532 |
| 0514076-1   | TRIM-SEAT BACK . . . . .                   | 532 | 532 | 532 | 532 | 532 | 532 | 532 | 532 | 532 | 532 | 532 | 532 |
| 0514076-2   | TRIM-SEAT BACK . . . . .                   | 532 | 532 | 532 | 532 | 532 | 532 | 532 | 532 | 532 | 532 | 532 | 532 |





INTERIOR PAINTED OR PLASTIC PARTS

1972 MODEL YEAR

17259904 THRU 17260758


F17200805 THRU F17200904

INTERIOR COLOR

CODE

(From Finish and Trim Plate)

| PART NUMBER | PART NAME                                  | AF  | AV  | BF  | BV  | CF  | CV  | DF  | DV  | EL  | FL  | HL  | DL  |
|-------------|--|-----|-----|-----|-----|-----|-----|-----|-----|-----|-----|-----|-----|
| 0552132-1   | COVER-NOSE CAP WINTERIZATION KIT . . . . . | 279 | 279 | 279 | 279 | 279 | 279 | 279 | 279 | 279 | 279 | 279 | 279 |
| 0552132-2   | COVER-NOSE CAP WINTERIZATION KIT . . . . . | 279 | 279 | 279 | 279 | 279 | 279 | 279 | 279 | 279 | 279 | 279 | 279 |
| 0700100-193 | RETAINER-UPHOLSTERY . . . . .              | 970 | 970 | A41 | A41 | A45 | A45 | A49 | A49 | 532 | 156 | 531 | A49 |
| 0700148-1   | MAP LIGHT HOOD . . . . .                   | 193 | 193 | 193 | 193 | 193 | 193 | 193 | 193 | 193 | 193 | 193 | 193 |
| 0711133-62  | SHIELD-FRONT DOORPOST RH . . . . .         | 532 | 532 | 532 | 532 | 532 | 532 | 532 | 532 | 532 | 532 | 532 | 532 |
| 0714010-1   | SKIRT - SEAT RH . . . . .                  | 532 | 532 | 532 | 532 | 532 | 532 | 532 | 532 | 532 | 552 | 532 | 532 |
| 0714010-2   | SKIRT - SEAT LH . . . . .                  | 532 | 532 | 532 | 532 | 532 | 532 | 532 | 532 | 532 | 532 | 532 | 532 |
| 0717000-12  | PANEL-BAGGAGE DOOR . . . . .               | 978 | 978 | A44 | A44 | A48 | A48 | A59 | A59 | 532 | 279 | 532 | A52 |
| 1470089-14  | HOUSING MAP LIGHT . . . . .                | 193 | 193 | 193 | 193 | 193 | 193 | 193 | 193 | 193 | 193 | 193 | 193 |



Illustrated parts catalog

MODEL 172 & P172

INTERIOR PAINTED OR PLASTIC PARTS  
1973 MODEL YEAR

17260759 THRU 17261898

F17200905 THRU F17201034

INTERIOR COLOR  
CODE

(From Finish and Trim Plate)

| PART NUMBER | PART NAME                        | AF  | AV  | BF  | BV  | CF  | CV  | DF  | DV  | EL  | FL  | HL  |
|-------------|----------------------------------|-----|-----|-----|-----|-----|-----|-----|-----|-----|-----|-----|
| 0413484-12  | SHIELD - FRONT DOORPOST LH       | 532 | 532 | 532 | 532 | 532 | 532 | 532 | 532 | 532 | 532 | 532 |
| 0413484-13  | SHIELD - FRONT DOORPOST RH       | 532 | 532 | 532 | 532 | 532 | 532 | 532 | 532 | 532 | 532 | 532 |
| 0413531-4   | COVER - RADIO CUTOFF             | A59 | A59 | A59 | A59 | A59 | A59 | A59 | A59 | A59 | A59 | A59 |
| 0413532-2   | TRIM - RADIO COVER               | A59 | A59 | A59 | A59 | A59 | A59 | A59 | A59 | A59 | A59 | A59 |
| 0414013-9   | COVER - INSTRUMENT LIGHT         | 532 | 532 | 532 | 532 | 532 | 532 | 532 | 532 | 532 | 532 | 532 |
| 0414013-7   | SHIELD - INSTRUMENT LIGHT        | 532 | 532 | 532 | 532 | 532 | 532 | 532 | 532 | 532 | 532 | 532 |
| 0500210-42  | PANEL - BAGGAGE COMPARTMENT REAR | 978 | 978 | A80 | A80 | A88 | A88 | A84 | A84 | 532 | 279 | 532 |
| 0500210-44  | COVER - CENTER POST              | 532 | 532 | 532 | 532 | 532 | 532 | 532 | 532 | 532 | 532 | 532 |
| 0500210-95  | COVER - BAGGAGE DOOR FRAME FWD   | 978 | 978 | A80 | A80 | A88 | A88 | A84 | A84 | 532 | 279 | 532 |
| 0500210-96  | COVER - BAGGAGE DOOR FRAME AFT   | 978 | 978 | A80 | A80 | A88 | A88 | A84 | A84 | 532 | 279 | 532 |
| 0500210-97  | PANEL - BAGGAGE                  | 978 | 978 | A80 | A80 | A88 | A88 | A84 | A84 | 532 | 279 | 532 |
| 0500210-108 | COVER - COWL DECK                | 825 | 825 | 825 | 825 | 825 | 825 | 825 | 825 | 825 | 825 | 825 |
| 0500210-132 | COVER - REAR WINDOW              | 532 | 532 | 532 | 532 | 532 | 532 | 532 | 532 | 532 | 532 | 532 |
| 0500210-135 | MOULDING - REAR WINDOW           | 532 | 532 | 532 | 532 | 532 | 532 | 532 | 532 | 532 | 532 | 532 |
| 0500230-2   | SHELF - BAGGAGE                  | 970 | 970 | A81 | A81 | A89 | A89 | A85 | A85 | 531 | 156 | 531 |
| 0500233-1   | COVER - CONSOLE                  | 978 | 978 | A80 | A80 | A88 | A88 | A84 | A84 | 279 | 279 | 279 |
| 0500403-1   | COVER - CONTROL YOKE             | 978 | 978 | A80 | A80 | A88 | A88 | A84 | A84 | 279 | 279 | 279 |
| 0511470-4   | PANEL - BAGGAGE COMPARTMENT REAR | 978 | 978 | A80 | A80 | A88 | A88 | A84 | A84 | 532 | 279 | 532 |
| 0513076-19  | COVER - SWITCH (172)             | 978 | 978 | A80 | A80 | A88 | A88 | A84 | A84 | 279 | 279 | 279 |
| 0513077-2   | COVER - LOWER                    | 978 | 978 | A80 | A80 | A88 | A88 | A84 | A84 | 279 | 279 | 279 |
| 0513077-8   | COVER - LOWER RH                 | 978 | 978 | A80 | A80 | A88 | A88 | A84 | A84 | 279 | 279 | 279 |
| 0513438-1   | COVER - MAP CASE DOOR            | 978 | 978 | A80 | A80 | A88 | A88 | A84 | A84 | 279 | 279 | 279 |
| 0513445-1   | COVER - ENGINE INSTRUMENT        | A59 | A59 | A59 | A59 | A59 | A59 | A59 | A59 | A59 | A59 | A59 |
| 0513445-5   | COVER - LH                       | A59 | A59 | A59 | A59 | A59 | A59 | A59 | A59 | A59 | A59 | A59 |
| 0513445-9   | SPLICE PLATE                     | A59 | A59 | A59 | A59 | A59 | A59 | A59 | A59 | A59 | A59 | A59 |
| 0513445-10  | SPLICE PLATE (OPT.)              | A59 | A59 | A59 | A59 | A59 | A59 | A59 | A59 | A59 | A59 | A59 |
| 0513446-1   | COVER - RADIO SWITCH PANEL       | A59 | A59 | A59 | A59 | A59 | A59 | A59 | A59 | A59 | A59 | A59 |
| 0514017-3   | TRIM - SEAT                      | 532 | 532 | 532 | 532 | 532 | 532 | 532 | 532 | 532 | 532 | 532 |
| 0514044-1   | RETAINER - REAR SEAT BOTTOM      | 532 | 532 | 532 | 532 | 532 | 532 | 532 | 532 | 532 | 532 | 532 |
| 0514056-1   | TRIM - REAR SEAT BACK            | 532 | 532 | 532 | 532 | 532 | 532 | 532 | 532 | 532 | 532 | 532 |
| 0514057-1   | TRIM - REAR SEAT BACK            | 532 | 532 | 532 | 532 | 532 | 532 | 532 | 532 | 532 | 532 | 532 |
| 0514057-2   | TRIM - REAR SEAT BACK            | 532 | 532 | 532 | 532 | 532 | 532 | 532 | 532 | 532 | 532 | 532 |
| 0514058-1   | RETAINER - SEAT BOTTOM           | 532 | 532 | 532 | 532 | 532 | 532 | 532 | 532 | 532 | 532 | 532 |
| 0514064-1   | RETAINER - SKYLIGHT              | 532 | 532 | 532 | 532 | 532 | 532 | 532 | 532 | 532 | 532 | 532 |
| 0514065-1   | SHIELD - DOORPOST LH             | 978 | 978 | A80 | A80 | A88 | A88 | A84 | A84 | 532 | 279 | 532 |
| 0514065-2   | SHIELD - DOORPOST RH             | 978 | 978 | A80 | A80 | A88 | A88 | A84 | A84 | 532 | 279 | 532 |
| 0514068-2   | COVER - SPEAKER                  | 532 | 532 | 532 | 532 | 532 | 532 | 532 | 532 | 532 | 532 | 532 |
| 0514069-1   | TIARA                            | 532 | 532 | 532 | 532 | 532 | 532 | 532 | 532 | 532 | 532 | 532 |
| 0514071-1   | COVER - WINDOW LH                | 532 | 532 | 532 | 532 | 532 | 532 | 532 | 532 | 532 | 532 | 532 |
| 0514071-2   | COVER - WINDOW RH                | 532 | 532 | 532 | 532 | 532 | 532 | 532 | 532 | 532 | 532 | 532 |
| 0514076-1   | TRIM - SEAT BACK                 | 532 | 532 | 532 | 532 | 532 | 532 | 532 | 532 | 532 | 532 | 532 |
| 0514083-1   | TRIM - SEAT BACK                 | 532 | 532 | 532 | 532 | 532 | 532 | 532 | 532 | 532 | 532 | 532 |



**INTERIOR PAINTED OR PLASTIC PARTS  
1973 MODEL YEAR**

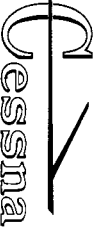
17260759 THRU 17261898

F17200905 THRU F17201034

**INTERIOR COLOR  
CODE**

(From Finish and Trim Plate)

| PART NUMBER | PART NAME                                    | INTERIOR COLOR CODE |     |     |     |     |     |     |     |     |     |     |     |     |     |
|-------------|--|---------------------|-----|-----|-----|-----|-----|-----|-----|-----|-----|-----|-----|-----|-----|
|             |  | AF                  | AV  | BF  | BV  | CF  | CV  | DF  | DV  | EL  | FL  | HL  |     |     |     |
| 0552132-1   | COVER - NOSE CAP WINTERIZATION KIT . . . . . | 279                 | 279 | 279 | 279 | 279 | 279 | 279 | 279 | 279 | 279 | 279 | 279 | 279 | 279 |
| 0552132-2   | COVER - NOSE CAP WINTERIZATION KIT . . . . . | 279                 | 279 | 279 | 279 | 279 | 279 | 279 | 279 | 279 | 279 | 279 | 279 | 279 | 279 |
| 0700100-193 | RETAINER - UPHOLSTERY . . . . .              | 970                 | 970 | A81 | A81 | A89 | A89 | A85 | A85 | 532 | 156 | 531 | 532 | 156 | 531 |
| 0700148-1   | MAP LIGHT HOOD . . . . .                     | 193                 | 193 | 193 | 193 | 193 | 193 | 193 | 193 | 193 | 193 | 193 | 193 | 193 | 193 |
| 0711133-66  | SHIELD - FRONT DOORPOST RH . . . . .         | 532                 | 532 | 532 | 532 | 532 | 532 | 532 | 532 | 532 | 532 | 532 | 532 | 532 | 532 |
| 0714010-1   | SKIRT - SEAT LH . . . . .                    | 532                 | 532 | 532 | 532 | 532 | 532 | 532 | 532 | 532 | 532 | 532 | 532 | 532 | 532 |
| 0714010-2   | SKIRT - SEAT RH . . . . .                    | 532                 | 532 | 532 | 532 | 532 | 532 | 532 | 532 | 532 | 532 | 532 | 532 | 532 | 532 |
| 0717000-12  | PANEL - BAGGAGE DOOR . . . . .               | 978                 | 978 | A80 | A80 | A88 | A88 | A84 | A84 | 532 | 279 | 532 | 279 | 532 | 532 |
| 1470089-14  | HOUSING MAP LIGHT . . . . .                  | 193                 | 193 | 193 | 193 | 193 | 193 | 193 | 193 | 193 | 193 | 193 | 193 | 193 | 193 |



illustrated parts catalog

MODEL 172 & P172


**INTERIOR PAINTED OR PLASTIC PARTS  
1974 MODEL YEAR**

17261899 THRU 17263458

F17201035 THRU F17201234

**INTERIOR COLOR CODE  
(From Finish and Trim Plate)**

| PART NUMBER | PART NAME                                  | AF  | BF  | CF  | DF  | GF  |     |     |
|-------------|--|-----|-----|-----|-----|-----|-----|-----|
|             |  | AL  | BV  | CV  | DV  | GL  | EL  | FL  |
|             |  | AV  | BV  | CV  | DV  | GV  | EL  | FL  |
| 0413484-12  | SHIELD - FRONT DOORPOST LH                 | 532 | 532 | 532 | 532 | 532 | 532 | 532 |
| 0413484-13  | SHIELD - FRONT DOORPOST LH                 | 532 | 532 | 532 | 532 | 532 | 532 | 532 |
| 0413531-31  | COVER - RADIO                              | A59 | A59 | A59 | A59 | A59 | A59 | A59 |
| 0413531-59  | COVER - RADIO                              | A59 | A59 | A59 | A59 | A59 | A59 | A59 |
| 0414013-7   | SHIELD - INSTRUMENT LIGHT                  | 532 | 532 | 532 | 532 | 532 | 532 | 532 |
| 0414013-9   | COVER - INSTRUMENT LIGHT                   | 532 | 532 | 532 | 532 | 532 | 532 | 532 |
| 0500210-44  | COVER - CENTER POST                        | 532 | 532 | 532 | 532 | 532 | 532 | 532 |
| 0500210-95  | COVER - BAGGAGE DOOR FRAME FWD             | B40 | B28 | B32 | B36 | B24 | 532 | 279 |
| 0500210-97  | PANEL - BAGGAGE                            | B40 | B28 | B32 | B36 | B24 | 532 | 279 |
| 0500210-108 | COVER - COWL DECK                          | 825 | 825 | 825 | 825 | 825 | 825 | 825 |
| 0500210-135 | MOULDING - READ WINDOW                     | 532 | 532 | 532 | 532 | 532 | 532 | 532 |
| 0500233-4   | COVER - CONSOLE                            | B40 | B28 | B32 | B36 | B24 | 532 | 279 |
| 0500403-1   | COVER - CONTROL YOKE                       | B40 | B28 | B32 | B36 | B24 | 532 | 279 |
| 0513076-34  | COVER ASSY - SWITCH PANEL                  | B40 | B28 | B32 | B36 | B24 | 532 | 279 |
| 0513077-8   | COVER - LOWER RH                           | B40 | B28 | B32 | B36 | B24 | 532 | 279 |
| 0513077-28  | COVER - INSTRUMENT PANEL LWR LH            | B40 | B28 | B32 | B36 | B24 | 532 | 279 |
| 0513438-1   | COVER - MAP CASE DOOR                      | B40 | B28 | B32 | B36 | B24 | 532 | 279 |
| 0513445-13  | COVER ASSY - SHOCK PANEL                   | A59 | A59 | A59 | A59 | A59 | A59 | A59 |
| 0513445-22  | COVER ASSY - RH INSTRUMENT PANEL           | A59 | A59 | A59 | A59 | A59 | A59 | A59 |
| 0513445-23  | SPLICE PLATE                               | A59 | A59 | A59 | A59 | A59 | A59 | A59 |
| 0513445-24  | SPLICE PLATE (OPT)                         | A59 | A59 | A59 | A59 | A59 | A59 | A59 |
| 0513446-2   | COVER - RADIO SWITCH PANEL                 | A59 | A59 | A59 | A59 | A59 | A59 | A59 |
| 0513446-4   | COVER - RADIO SWITCH PANEL                 | A59 | A59 | A59 | A59 | A59 | A59 | A59 |
| 0514017-3   | TRIM - SEAT                                | 532 | 532 | 532 | 532 | 532 | 532 | 532 |
| 0514044-1   | RETAINER - REAR SEAT BOTTOM                | 532 | 532 | 532 | 532 | 532 | 532 | 532 |
| 0514056-1   | TRIM - REAR SEAT BACK                      | 532 | 532 | 532 | 532 | 532 | 532 | 532 |
| 0514057-1   | TRIM - REAR SEAT BACK                      | 532 | 532 | 532 | 532 | 532 | 532 | 532 |
| 0514057-2   | TRIM - REAR SEAT BACK                      | 532 | 532 | 532 | 532 | 532 | 532 | 532 |
| 0514058-1   | RETAINER - SEAT BOTTOM                     | 532 | 532 | 532 | 532 | 532 | 532 | 532 |
| 0514064-1   | RETAINER - SKYLIGHT                        | 532 | 532 | 532 | 532 | 532 | 532 | 532 |
| 0514065-1   | SHIELD - DOORPOST LH                       | 532 | 532 | 532 | 532 | 532 | 532 | 532 |
| 0514065-2   | SHIELD - DOORPOST RH                       | 532 | 532 | 532 | 532 | 532 | 532 | 532 |
| 0514068-2   | COVER - SPEAKER                            | 532 | 532 | 532 | 532 | 532 | 532 | 532 |
| 0514069-1   | TIARA                                      | 532 | 532 | 532 | 532 | 532 | 532 | 532 |
| 0514071-1   | COVER - WINDOW LH                          | 532 | 532 | 532 | 532 | 532 | 532 | 532 |
| 0514071-2   | COVER - WINDOW RH                          | 532 | 532 | 532 | 532 | 532 | 532 | 532 |
| 0514076-1   | TRIM - SEAT BACK                           | 532 | 532 | 532 | 532 | 532 | 532 | 532 |
| 0514083-1   | TRIM - SEAT BACK                           | 532 | 532 | 532 | 532 | 532 | 532 | 532 |
| 0515009-1   | COVER ASSY - EMERGENCY LOCATOR TRANSMITTER | B40 | B28 | B32 | B36 | B24 | 532 | 279 |
| 0515010-10  | TRAY - FWD SHOULDER HARNESS                | 532 | 532 | 532 | 532 | 532 | 532 | 532 |
| 0515012-1   | PANEL - BAGGAGE COMPARTMENT LWR FWD        | B40 | B28 | B32 | B36 | B24 | 532 | 279 |
| 0515012-2   | MOULDING - BAGGAGE COMPARTMENT             | B40 | B28 | B32 | B36 | B24 | 532 | 279 |
| 0515014-1   | COVER - REAR WINDOW                        | 532 | 532 | 532 | 532 | 532 | 532 | 532 |
| 0515015-1   | PANEL - BAGGAGE COMPARTMENT UPPER          | B40 | B28 | B32 | B36 | B24 | 532 | 279 |
| 0515018-1   | COVER - BAGGAGE DOOR FRAME AFT             | B40 | B28 | B32 | B36 | 279 | B24 | 532 |
| 0515019-3   | PANEL - BAGGAGE COMPARTMENT UPPER AFT      | B40 | B28 | B32 | B36 | B24 | 532 | 279 |




**INTERIOR PAINTED OR PLASTIC PARTS  
1974 MODEL YEAR**

17261899 THRU 17263458

F17201035 THRU F17201234

**INTERIOR COLOR CODE  
(From Finish and Trim Plate)**

| PART NUMBER | PART NAME                            | AF  | BF  | CF  | DF  | GF  | EL  | FL  |
|-------------|--------------------------------------|-----|-----|-----|-----|-----|-----|-----|
|             |                                      | AL  | BV  | CV  | DV  | GL  |     |     |
|             |                                      | AV  | BV  | CV  | DV  | GV  |     |     |
| 0700148-1   | MAPLIGHT HOOD . . . . .              | 193 | 193 | 193 | 193 | 193 | 193 | 193 |
| 0711133-66  | SHIELD - FRONT DOORPOST RH . . . . . | 532 | 532 | 532 | 532 | 532 | 532 | 532 |
| 0714010-1   | SKIRT - SEAT LH . . . . .            | 532 | 532 | 532 | 532 | 532 | 532 | 532 |
| 0714010-2   | SKIRT - SEAT RH . . . . .            | 532 | 532 | 532 | 532 | 532 | 532 | 532 |
| 0717000-12  | PANEL - BAGGAGE DOOR . . . . .       | B40 | B28 | B32 | B36 | B24 | 532 | 279 |
| 1470089-14  | HOUSING - MAPLIGHT . . . . .         | 193 | 193 | 193 | 193 | 193 | 193 | 193 |

  
Cessna illustrated parts catalog

MODEL 172 & P172

This page intentionally left blank.

 **ALPHABETICAL INDEX**

# ALPHABETICAL INDEX

| NOMENCLATURE                                       | FIGURE | NOMENCLATURE  | FIGURE |
|--|--------|---|--------|
| <b>A</b>   |        | <b>A (Cont)</b>                                       |        |
| ACCESSORY KITS-SEE ACCESSORY KIT CATALOG . . . . . |        | AIRBOX FILTER. . . . .                                | .125   |
| ACTUATOR FLAP. . . . .                             | .159   | AIR SPEED INDICATOR . . . . .                         | .101   |
| ACTUATOR SEAT BACK . . . . .                       | .91    | AIR SPEED INDICATOR . . . . .                         | .102   |
| ADAPTER FUEL TANK. . . . .                         | .16    | AIR SPEED INDICATOR . . . . .                         | .103   |
| ADAPTER FUEL TANK. . . . .                         | .17    | AIR SPEED INDICATOR . . . . .                         | .104   |
| ADAPTER OIL FILTER . . . . .                       | .163   | AIR SPEED INDICATOR . . . . .                         | .105   |
| ADAPTER OIL FILTER . . . . .                       | .164   | AIR SPEED INDICATOR . . . . .                         | .106   |
| ADAPTER OIL FILTER WRENCH. . . . .                 | .163   | AIR SPEED INDICATOR . . . . .                         | .161   |
| ADAPTER OIL TEMPERATURE . . . . .                  | .125   | AIR SPEED INDICATOR TRUE . . . . .                    | .102   |
| ADAPTER OIL TEMPERATURE . . . . .                  | .126   | AIR SPEED INDICATOR TRUE . . . . .                    | .103   |
| ADAPTER OIL TEMPERATURE GAGE . . . . .             | .125   | AIR SPEED INDICATOR TRUE . . . . .                    | .104   |
| ADAPTOR OIL TEMPERATURE . . . . .                  | .123   | AIR SPEED INDICATOR TRUE . . . . .                    | .105   |
| ADHESIVE GASKET. . . . .                           | 1      | AIR SPEED INDICATOR TRUE . . . . .                    | .106   |
| AFT CARPET . . . . .                               | .84    | ALTERNATE STATIC SOURCE PLACARD. . . . .              | 2      |
| AFT CARPET . . . . .                               | .85    | ALTERNATE STATIC SOURCE PLACARD. . . . .              | 3      |
| AFT SECTION FUSELAGE . . . . .                     | .49    | ALTERNATOR . . . . .                                  | .127   |
| AFT SECTION SKIN . . . . .                         | .52    | ALTERNATOR . . . . .                                  | .128   |
| AILERON. . . . .                                   | .19    | ALTERNATOR . . . . .                                  | .191   |
| AILERON BALANCE WEIGHT . . . . .                   | .19    | ALTERNATOR . . . . .                                  | .203   |
| AILERON BELLCRANK. . . . .                         | .19    | ALTERNATOR BELT. . . . .                              | .123   |
| AILERON BELLCRANK. . . . .                         | .149   | ALTERNATOR BELT. . . . .                              | .191   |
| AILERON BELLCRANK. . . . .                         | .150   | ALTERNATOR DRIVE . . . . .                            | .127   |
| AILERON CABLE. . . . .                             | .149   | ALTERNATOR DRIVE . . . . .                            | .203   |
| AILERON CABLE. . . . .                             | .150   | ALTIMETER. . . . .                                    | .101   |
| AILERON CABLE. . . . .                             | .151   | ALTIMETER. . . . .                                    | .102   |
| AILERON CARRY THRU BAR . . . . .                   | .149   | ALTIMETER. . . . .                                    | .103   |
| AILERON CARRY THRU TUBE. . . . .                   | .149   | ALTIMETER. . . . .                                    | .104   |
| AILERON CHAIN SPROCKET . . . . .                   | .147   | ALTIMETER. . . . .                                    | .105   |
| AILERON CONTROL SYSTEM . . . . .                   | .149   | ALTIMETER. . . . .                                    | .161   |
| AILERON CONTROL SYSTEM . . . . .                   | .150   | ALTIMETER SENSITIVE. . . . .                          | .103   |
| AILERON HINGE. . . . .                             | .19    | ALTIMETER SENSITIVE. . . . .                          | .104   |
| AILERON PULLEY BRACKET . . . . .                   | 6      | ALTIMETER SENSITIVE. . . . .                          | .105   |
| AILERON PULLEY BRACKET . . . . .                   | 8      | AMMETER. . . . .                                      | .101   |
| AILERON PULLEY BRACKET . . . . .                   | .46    | AMMETER. . . . .                                      | .102   |
| AILERON PULLEY BRACKET . . . . .                   | .47    | AMMETER. . . . .                                      | .103   |
| AILERON PUSH PULL ROD. . . . .                     | .19    | AMMETER. . . . .                                      | .104   |
| AILERON PUSH PULL ROD. . . . .                     | .149   | AMMETER. . . . .                                      | .105   |
| AILERON PUSH PULL ROD. . . . .                     | .150   | AMMETER. . . . .                                      | .106   |
| AILERON RIB. . . . .                               | .19    | ARMREST. . . . .                                      | .72    |
| AILERON SERVO. . . . .                             | .151   | ARMREST. . . . .                                      | .73    |
| AIR BOX. . . . .                                   | .126   | ARMREST. . . . .                                      | .74    |
| AIR FILTER . . . . .                               | .121   | ARMREST. . . . .                                      | .75    |
| AIR FILTER . . . . .                               | .123   | ARMREST. . . . .                                      | .76    |
| AIR FILTER . . . . .                               | .178   | ARMREST. . . . .                                      | .84    |
| AIR FILTER . . . . .                               | .179   | ARMREST. . . . .                                      | .85    |
| AIR FILTER . . . . .                               | .182   | ARMREST BRACKET. . . . .                              | .49    |
| AIR FILTER . . . . .                               | .183   | ARMREST BRACKET. . . . .                              | .75    |
| AIR FILTER . . . . .                               | .184   | ARMREST BRACKET. . . . .                              | .76    |
| AIR FILTER . . . . .                               | .185   | ASH RECEIVER . . . . .                                | .87    |
| AIR INLET. . . . .                                 | .31    | ASH RECEIVER . . . . .                                | .88    |
| AIR OUTLET CAP . . . . .                           | .138   | ASH RECEIVER . . . . .                                | .90    |
| AIR OUTLET CAP . . . . .                           | .139   | ASH RECEIVER . . . . .                                | .91    |
| AIR SCOOP. . . . .                                 | .11    | ASH RECEIVER . . . . .                                | .93    |
| AIR SCOOP. . . . .                                 | .115   | ASH RECEIVER SEAT BACK . . . . .                      | .87    |
| AIR SCOOP. . . . .                                 | .116   | ASH RECEIVER SEAT BACK . . . . .                      | .88    |
| AIR SCOOP. . . . .                                 | .117   | ASH RECEIVER SEAT BACK . . . . .                      | .90    |
| AIR SCOOP. . . . .                                 | .118   | ASH TRAY . . . . .                                    | .84    |
| AIR SCOOP. . . . .                                 | .119   | ASH TRAY . . . . .                                    | .85    |
| AIR SCOOP. . . . .                                 | .120   | ASSIST HANDLE. . . . .                                | .110   |
| AIR SCOOP. . . . .                                 | .121   | ASSIST STRAP . . . . .                                | .82    |
| AIR SPEED INDICATOR. . . . .                       | .103   | ASSIST STRAP . . . . .                                | .83    |
| AIR SPEED INDICATOR. . . . .                       | .104   | ATTITUDE GYRO. . . . .                                | .183   |
| AIR TEMPERATURE GAGE CARBURETOR. . . . .           | .186   | AUTO PILOT-NAVOMATIC SEE ELECTRONICS MANUAL . . . . . |        |
| AIR VENT . . . . .                                 | .139   | AUXILIARY FUEL GAGE. . . . .                          | .102   |
| AIR VENT OUTSIDE . . . . .                         | .138   | AUXILIARY FUEL GAGE. . . . .                          | .104   |
| AIR VENT OUTSIDE . . . . .                         | .139   | AUXILIARY FUEL GAGE. . . . .                          | .172   |
| AIRBOX . . . . .                                   | .123   | AUXILIARY FUEL TANK. . . . .                          | .172   |
| AIRBOX . . . . .                                   | .125   | AUXILIARY SEAT . . . . .                              | .97    |



# ALPHABETICAL INDEX

| NOMENCLATURE                         | FIGURE | NOMENCLATURE                            | FIGURE |
|--------------------------------------|--------|---|--------|
| <b>A (Cont)</b>                      |        | <b>B (Cont)</b>                         |        |
| AUXILIARY SEAT . . . . .             | 93     | BEACON LIGHT FLASHING . . . . .         | .201   |
| AXLE . . . . .                       | 67     | BEACON ROTATING . . . . .               | .200   |
| AXLE . . . . .                       | 68     | BELLCRANK AILERON . . . . .             | .19    |
| AXLE BOLT BUCKET . . . . .           | 56     | BELLCRANK AILERON . . . . .             | .149   |
| AXLE BOLT FERRULE . . . . .          | 55     | BELLCRANK AILERON . . . . .             | .150   |
| AXLE MAIN LANDING GEAR . . . . .     | 67     | BELLCRANK ELEVATOR . . . . .            | .35    |
| AXLE MAIN LANDING GEAR . . . . .     | 68     | BELLCRANK ELEVATOR . . . . .            | .154   |
| AXLE NOSE WHEEL SPACER . . . . .     | 55     | BELLCRANK ELEVATOR . . . . .            | .155   |
| AXLE SPACER . . . . .                | 55     | BELT ALTERNATOR . . . . .               | .123   |
| AXLE SPACER . . . . .                | 56     | BELT ALTERNATOR . . . . .               | .191   |
| <b>B</b>                             |        | BELT EXTENSION . . . . .                | .109   |
| BAFFLE INTER CYLINDER . . . . .      | .133   | BELT FRONT SEAT . . . . .               | .87    |
| BAFFLE INTER CYLINDER . . . . .      | .136   | BELT FRONT SEAT SAFETY . . . . .        | .108   |
| BAFFLE SEAL . . . . .                | .134   | BELT REAR SEAT . . . . .                | .95    |
| BAFFLE SEAL . . . . .                | .135   | BELT REAR SEAT . . . . .                | .108   |
| BAFFLES ENGINE . . . . .             | .134   | BELT SEAT . . . . .                     | .88    |
| BAFFLES ENGINE . . . . .             | .135   | BLAST TUBE . . . . .                    | .125   |
| BAGGAGE COMPARTMENT PANEL . . . . .  | 84     | BLAST TUBE . . . . .                    | .133   |
| BAGGAGE COMPARTMENT PANEL . . . . .  | 85     | BLAST TUBE GENERATOR . . . . .          | .187   |
| BAGGAGE DOOR . . . . .               | 49     | BLAST TUBE SUPPORT . . . . .            | .136   |
| BAGGAGE DOOR . . . . .               | 80     | BLOCK FUSELAGE SPAR . . . . .           | .203   |
| BAGGAGE DOOR . . . . .               | 81     | BLOCK FUSELAGE SPAR . . . . .           | .34    |
| BAGGAGE DOOR HANDLE . . . . .        | 84     | BLOCK FUSELAGE SPAR . . . . .           | .35    |
| BAGGAGE DOOR HANDLE . . . . .        | 85     | BOARD DIODE . . . . .                   | .190   |
| BAGGAGE DOOR HINGE . . . . .         | 80     | BOARD DIODE . . . . .                   | .191   |
| BAGGAGE DOOR HINGE . . . . .         | 81     | BOARD DIODE . . . . .                   | .205   |
| BAGGAGE DOOR JAMB . . . . .          | 49     | BONDING STRAP . . . . .                 | .125   |
| BAGGAGE DOOR LATCH . . . . .         | 80     | BONDING STRAP ENGINE MOUNT . . . . .    | .125   |
| BAGGAGE DOOR LATCH . . . . .         | 81     | BOOT STEERING LINK . . . . .            | .31    |
| BAGGAGE DOOR LATCH PLATE . . . . .   | 80     | BOOT STEERING LINK . . . . .            | .32    |
| BAGGAGE DOOR LATCH PLATE . . . . .   | 81     | BOOT STEERING LINK . . . . .            | .33    |
| BAGGAGE DOOR PANEL . . . . .         | 84     | BOTTOM REAR SEAT . . . . .              | .95    |
| BAGGAGE DOOR STOP . . . . .          | 49     | BOWL FUEL STRAINER . . . . .            | .169   |
| BAGGAGE LOAD LIMIT PLACARD . . . . . | 84     | BOWL FUEL STRAINER . . . . .            | .170   |
| BAGGAGE NET . . . . .                | 84     | BOX AIR . . . . .                       | .126   |
| BAGGAGE NET . . . . .                | 85     | BOX BATTERY . . . . .                   | .53    |
| BAGGAGE PLACARD . . . . .            | 2      | BOX BATTERY . . . . .                   | .54    |
| BAGGAGE PLACARD . . . . .            | 3      | BOX MAP . . . . .                       | .107   |
| BAGGAGE PLACARD . . . . .            | 84     | BRACE EXHAUST STACK . . . . .           | .125   |
| BAGGAGE PLACARD . . . . .            | 85     | BRAKE . . . . .                         | .69    |
| BAGGAGE PLACARD . . . . .            | .172   | BRAKE . . . . .                         | .70    |
| BAGGAGE SHELF . . . . .              | 82     | BRAKE . . . . .                         | .71    |
| BAGGAGE SHELF . . . . .              | 83     | BRAKE & RUDDER PEDAL . . . . .          | .145   |
| BARREL SHIMMY DAMPENER . . . . .     | 64     | BRAKE CYLINDER . . . . .                | .145   |
| BARREL SHIMMY DAMPENER . . . . .     | 65     | BRAKE CYLINDER BRACKET . . . . .        | .145   |
| BARREL SHIMMY DAMPENER . . . . .     | 66     | BRAKE DISC . . . . .                    | .69    |
| BARREL TURNBUCKLE . . . . .          | .149   | BRAKE DISC . . . . .                    | .70    |
| BARREL TURNBUCKLE . . . . .          | .150   | BRAKE HOUSING . . . . .                 | .69    |
| BARREL TURNBUCKLE . . . . .          | .154   | BRAKE HOUSING . . . . .                 | .142   |
| BATTERY . . . . .                    | .192   | BRAKE HOUSING . . . . .                 | .143   |
| BATTERY BOX . . . . .                | 53     | BRAKE HOUSING . . . . .                 | .144   |
| BATTERY BOX . . . . .                | 54     | BRAKE LINE . . . . .                    | .67    |
| BATTERY BOX BASE . . . . .           | 54     | BRAKE LINE . . . . .                    | .68    |
| BATTERY BOX LID . . . . .            | 53     | BRAKE LINE . . . . .                    | .142   |
| BATTERY CABLE . . . . .              | .191   | BRAKE LINE . . . . .                    | .143   |
| BATTERY CABLE . . . . .              | .192   | BRAKE LINE . . . . .                    | .144   |
| BATTERY CONTACTOR . . . . .          | .191   | BRAKE LINING . . . . .                  | .69    |
| BATTERY GROUND STRAP . . . . .       | .190   | BRAKE LINING . . . . .                  | .71    |
| BATTERY GROUND STRAP . . . . .       | .191   | BRAKE PARKING . . . . .                 | .142   |
| BATTERY GROUND STRAP . . . . .       | .192   | BRAKE PARKING . . . . .                 | .143   |
| BATTERY KIT . . . . .                | .190   | BRAKE PARKING . . . . .                 | .144   |
| BATTERY KIT . . . . .                | .191   | BRAKE PEDAL . . . . .                   | .145   |
| BATTERY KIT . . . . .                | .192   | BRAKE SYSTEM . . . . .                  | .142   |
| BEACON LIGHT FLASHER . . . . .       | .201   | BRAKE SYSTEM . . . . .                  | .143   |
|                                      |        | BRAKE SYSTEM . . . . .                  | .144   |
|                                      |        | BREAKER CIGAR LIGHTER CIRCUIT . . . . . | .103   |
|                                      |        | BREAKER CIGAR LIGHTER CIRCUIT . . . . . | .104   |
|                                      |        | BREAKER CIGAR LIGHTER CIRCUIT . . . . . | .105   |

# ALPHABETICAL INDEX

| NOMENCLATURE                                | FIGURE | NOMENCLATURE                                   | FIGURE |
|---|--------|--|--------|
| <b>B</b> (Cont)                             |        | <b>C</b> (Cont)                                |        |
| BREAKER CIGAR LIGHTER CIRCUIT . . . . .     | .106   | CABIN VENTILATION SYSTEM . . . . .             | .139   |
| BREATHER LINE . . . . .                     | .125   | CABLES-CONTROL-SEE APPLICABLE SYSTEM . . . . . |        |
| BREATHER LINE . . . . .                     | .126   | CAM DOOR LOCK . . . . .                        | 73     |
| BREATHER TUBE INSULATION . . . . .          | .123   | CAM SEAT BACK . . . . .                        | 91     |
| BREATHER TUBE INSULATION . . . . .          | .137   | CAM SEAT BACK . . . . .                        | 95     |
| BULB . . . . .                              | 4      | CAP AIR OUTLET . . . . .                       | .138   |
| BULB . . . . .                              | .101   | CAP AIR OUTLET . . . . .                       | .139   |
| BULB . . . . .                              | .200   | CAP FUEL . . . . .                             | 5      |
| BULB ALSO SEE LIGHTS . . . . .              |        | CAP FUEL TANK . . . . .                        | 16     |
| BULB WING POSITION LIGHT . . . . .          | 4      | CAP FUEL TANK . . . . .                        | 17     |
| BULK ITEMS-LIST OF . . . . .                | 1      | CAP GAS . . . . .                              | .172   |
| BULKHEAD FRONT DOORPOST . . . . .           | 34     | CAP HUB . . . . .                              | 55     |
| BULKHEAD FRONT DOORPOST . . . . .           | 35     | CAP LOWER NOSE . . . . .                       | .115   |
| BULKHEAD LANDING GEAR . . . . .             | 46     | CAP LOWER NOSE . . . . .                       | .116   |
| BULKHEAD LANDING GEAR . . . . .             | 47     | CAP LOWER NOSE . . . . .                       | .119   |
| BULKHEAD TUNNEL AFT . . . . .               | 28     | CAP LOWER NOSE . . . . .                       | .120   |
| BUTTON STATIC SOURCE . . . . .              | 33     | CAP LOWER NOSE . . . . .                       | .121   |
| BUTTON STATIC SOURCE . . . . .              | .161   | CAP NOSE . . . . .                             | .118   |
|   |        | CAP NOSE . . . . .                             | .121   |
|   |        | CAP NOSE GEAR HUB . . . . .                    | 55     |
| <b>C</b>                                    |        | CAP UPPER NOSE . . . . .                       | .116   |
| CABIN AIR CONTROL . . . . .                 | 99     | CAP UPPER NOSE . . . . .                       | .117   |
| CABIN AIR CONTROL . . . . .                 | .100   | CAP UPPER NOSE . . . . .                       | .119   |
| CABIN AIR CONTROL . . . . .                 | .102   | CAP UPPER NOSE . . . . .                       | .120   |
| CABIN AIR CONTROL . . . . .                 | .103   | CARBURETOR . . . . .                           | .127   |
| CABIN AIR CONTROL . . . . .                 | .104   | CARBURETOR . . . . .                           | .128   |
| CABIN AIR CONTROL . . . . .                 | .105   | CARBURETOR . . . . .                           | .186   |
| CABIN AIR CONTROL . . . . .                 | .106   | CARBURETOR AIR FILTER . . . . .                | .115   |
| CABIN AIR CONTROL . . . . .                 | .138   | CARBURETOR AIR FILTER . . . . .                | .116   |
| CABIN AIR VENT ELBOW . . . . .              | .138   | CARBURETOR AIR FILTER . . . . .                | .117   |
| CABIN AIR VENT ELBOW . . . . .              | .139   | CARBURETOR AIR FILTER . . . . .                | .118   |
| CABIN AIR VENT SCOOP . . . . .              | 10     | CARBURETOR AIR FILTER . . . . .                | .119   |
| CABIN DOOR LH . . . . .                     | 72     | CARBURETOR AIR FILTER . . . . .                | .120   |
| CABIN DOOR LH . . . . .                     | 73     | CARBURETOR AIR FILTER . . . . .                | .126   |
| CABIN DOOR RH . . . . .                     | 74     | CARBURETOR AIR FILTER . . . . .                | .127   |
| CABIN DOOR RH . . . . .                     | 75     | CARBURETOR AIR FILTER SEAL . . . . .           | .123   |
| CABIN DOOR RH . . . . .                     | 76     | CARBURETOR AIR FILTER SEAL . . . . .           | .125   |
| CABIN DOOR STRUCTURE . . . . .              | 72     | CARBURETOR AIR INTAKE FILTER . . . . .         | .115   |
| CABIN DOOR STRUCTURE . . . . .              | 73     | CARBURETOR AIR INTAKE FILTER . . . . .         | .116   |
| CABIN DOOR STRUCTURE . . . . .              | 74     | CARBURETOR AIR INTAKE FILTER . . . . .         | .117   |
| CABIN DOOR STRUCTURE . . . . .              | 75     | CARBURETOR AIR INTAKE FILTER . . . . .         | .118   |
| CABIN DOOR STRUCTURE . . . . .              | 76     | CARBURETOR AIR INTAKE FILTER . . . . .         | .119   |
| CABIN HEAT CONTROL . . . . .                | 99     | CARBURETOR AIR INTAKE FILTER . . . . .         | .120   |
| CABIN HEAT CONTROL . . . . .                | .100   | CARBURETOR AIR TEMPERATURE GAGE . . . . .      | .101   |
| CABIN HEAT CONTROL . . . . .                | .102   | CARBURETOR AIR TEMPERATURE GAGE . . . . .      | .102   |
| CABIN HEAT CONTROL . . . . .                | .103   | CARBURETOR AIR TEMPERATURE GAGE . . . . .      | .103   |
| CABIN HEAT CONTROL . . . . .                | .104   | CARBURETOR AIR TEMPERATURE GAGE . . . . .      | .104   |
| CABIN HEAT CONTROL . . . . .                | .105   | CARBURETOR AIR TEMPERATURE GAGE . . . . .      | .105   |
| CABIN HEAT CONTROL . . . . .                | .106   | CARBURETOR AIR TEMPERATURE GAGE . . . . .      | .106   |
| CABIN HEAT CONTROL . . . . .                | .122   | CARBURETOR AIR TEMPERATURE GAGE . . . . .      | .186   |
| CABIN HEAT CONTROL . . . . .                | .140   | CARBURETOR HEAT CONTROL . . . . .              | 99     |
| CABIN HEAT CONTROL . . . . .                | .141   | CARBURETOR HEAT CONTROL . . . . .              | .100   |
| CABIN HEATING . . . . .                     | .140   | CARBURETOR HEAT CONTROL . . . . .              | .102   |
| CABIN HEATING . . . . .                     | .141   | CARBURETOR HEAT CONTROL . . . . .              | .103   |
| CABIN HEATING & DEFROSTING SYSTEM . . . . . | .140   | CARBURETOR HEAT CONTROL . . . . .              | .104   |
| CABIN HEATING & DEFROSTING SYSTEM . . . . . | .141   | CARBURETOR HEAT CONTROL . . . . .              | .105   |
| CABIN TOP . . . . .                         | 28     | CARBURETOR HEAT CONTROL . . . . .              | .106   |
| CABIN TOP . . . . .                         | 29     | CARBURETOR HEAT CONTROL . . . . .              | .122   |
| CABIN TOP . . . . .                         | 30     | CARBURETOR HEAT CONTROL . . . . .              | .124   |
| CABIN TOP & FIREWALL UPHOLSTERY . . . . .   | 82     | CARBURETOR MIXTURE CONTROL . . . . .           | .124   |
| CABIN TOP & FIREWALL UPHOLSTERY . . . . .   | 83     | CARBURETOR TO STRAINER HOSE . . . . .          | .125   |
| CABIN TOP UPHOLSTERY . . . . .              | 82     | CARBURETOR TO STRAINER HOSE . . . . .          | .126   |
| CABIN TOP UPHOLSTERY . . . . .              | 83     | CARD COMPASS . . . . .                         | .101   |
| CABIN UPHOLSTERY . . . . .                  | 84     | CARD COMPASS . . . . .                         | .102   |
| CABIN UPHOLSTERY . . . . .                  | 85     | CARGO TIE DOWN EYEBOLT . . . . .               | .108   |
| CABIN VENTILATION SYSTEM . . . . .          | .138   | CARGO TIE DOWN SLIDE . . . . .                 | .108   |
|   |        | CARPET . . . . .                               | 84     |
|   |        | CARPET . . . . .                               | 85     |

# ALPHABETICAL INDEX

| NOMENCLATURE                            | FIGURE           | NOMENCLATURE                                     | FIGURE       |
|---|------------------|--|--------------|
| <b>C (Cont)</b>                         |                  | <b>C (Cont)</b>                                  |              |
| CARPET AFT . . . . .                    | 84               | CLUSTER INSTRUMENT . . . . .                     | .104         |
| CARPET AFT . . . . .                    | 85               | CLUSTER INSTRUMENT . . . . .                     | .105         |
| CARPET FLOORBOARD . . . . .             | 84               | CLUSTER INSTRUMENT . . . . .                     | .106         |
| CARPET FORWARD . . . . .                | 84               | CLUTCH ROTARY . . . . .                          | 49           |
| CARPET FORWARD . . . . .                | 85               | CO PILOT SEAT . . . . .                          | 91           |
| CARPET TUNNEL . . . . .                 | 84               | COLOR CHART-PAINT . . . . .                      | SEE PAGE iii |
| CARPET TUNNEL . . . . .                 | 85               | COMPASS . . . . .                                | .108         |
| CASE MAP . . . . .                      | .107             | COMPASS BRACKET . . . . .                        | 32           |
| CATALOG-HOW TO USE . . . . .            | SEE INTRODUCTION | COMPASS BRACKET . . . . .                        | 33           |
| CATCH MAGNETIC . . . . .                | .107             | COMPASS CARD . . . . .                           | .101         |
| CENTER SECTION FLOORBOARD . . . . .     | 30               | COMPASS CARD . . . . .                           | .102         |
| CENTER SECTION SPAR . . . . .           | 44               | COMPASS CARD COVER . . . . .                     | .101         |
| CENTER SECTION SPAR . . . . .           | 45               | COMPASS CARD COVER . . . . .                     | .102         |
| CESSNA NAMEPLATE . . . . .              | 2                | COMPASS CARD RETAINER . . . . .                  | .101         |
| CESSNA PLACARD . . . . .                | 2                | COMPASS CARD RETAINER . . . . .                  | .102         |
| CESSNA PLACARD . . . . .                | 3                | COMPASS CORRECTION PLACARD . . . . .             | 2            |
| CESSNA PLACARD . . . . .                | .200             | COMPASS CORRECTION PLACARD . . . . .             | 3            |
| CHAIN TAB CONTROL . . . . .             | .156             | COMPASS CORRECTION PLACARD . . . . .             | .103         |
| CHAIN TAB CONTROL . . . . .             | .157             | COMPASS CORRECTION PLACARD . . . . .             | .104         |
| CHARGE INDICATOR LIGHT . . . . .        | .102             | COMPASS CORRECTION PLACARD . . . . .             | .105         |
| CHECK LIST PILOTS . . . . .             | 3                | COMPASS CORRECTION PLACARD . . . . .             | .106         |
| CHECK VALVE . . . . .                   | .172             | COMPASS MOUNTING BRACKET . . . . .               | 31           |
| CIGAR LIGHTER . . . . .                 | 99               | COMPONENTS & ACCESSORIES ENGINE . . . . .        | .127         |
| CIGAR LIGHTER . . . . .                 | .100             | COMPONENTS ENGINE . . . . .                      | .127         |
| CIGAR LIGHTER . . . . .                 | .102             | COMPONENTS ENGINE . . . . .                      | .128         |
| CIGAR LIGHTER . . . . .                 | .103             | COMPONENTS FRONT SECTION TUNNEL . . . . .        | 37           |
| CIGAR LIGHTER . . . . .                 | .104             | CONSOLE COVER . . . . .                          | 84           |
| CIGAR LIGHTER . . . . .                 | .105             | CONSOLE COVER . . . . .                          | 85           |
| CIGAR LIGHTER . . . . .                 | .106             | CONSOLE STRUCTURE . . . . .                      | 38           |
| CIGAR LIGHTER KNOB . . . . .            | .102             | CONTACTOR . . . . .                              | .190         |
| CIGAR LIGHTER KNOB . . . . .            | .103             | CONTACTOR BATTERY . . . . .                      | .191         |
| CIGAR LIGHTER KNOB . . . . .            | .104             | CONTACTOR EXTERNAL POWER . . . . .               | .191         |
| CIGAR LIGHTER KNOB . . . . .            | .105             | CONTACTOR MASTER SOLENOID . . . . .              | .192         |
| CIGAR LIGHTER KNOB . . . . .            | .106             | CONTACTOR STARTER . . . . .                      | .127         |
| CIRCUIT BREAKER . . . . .               | 99               | CONTACTOR STARTER . . . . .                      | .190         |
| CIRCUIT BREAKER . . . . .               | .100             | CONTACTOR STARTER . . . . .                      | .191         |
| CIRCUIT BREAKER . . . . .               | .102             | CONTINENTAL ENGINE . . . . .                     | .122         |
| CIRCUIT BREAKER . . . . .               | .103             | CONTINENTAL ENGINE . . . . .                     | .125         |
| CIRCUIT BREAKER . . . . .               | .104             | CONTINENTAL ENGINE . . . . .                     | .126         |
| CIRCUIT BREAKER . . . . .               | .105             | CONTROL CABLES-SEE INDIVIDUAL SYSTEM . . . . .   | .            |
| CIRCUIT BREAKER . . . . .               | .106             | CONTROL SYSTEMS-SEE INDIVIDUAL SYSTEMS . . . . . | .            |
| CIRCUIT BREAKER . . . . .               | .161             | CONTROL WHEEL SEE WHEEL-CONTROL . . . . .        | .            |
| CIRCUIT BREAKER . . . . .               | .190             | CONTROL-PUSHPULL-SEE ENGINE INSTL . . . . .      | .            |
| CIRCUIT BREAKER . . . . .               | .200             | CONTROL-PUSHPULL-SEE INSTRUMENT PANEL . . . . .  | .            |
| CIRCUIT BREAKER . . . . .               | .201             | COOLER OIL . . . . .                             | .123         |
| CIRCUIT BREAKER CIGAR LIGHTER . . . . . | .103             | COOLER OIL . . . . .                             | .187         |
| CIRCUIT BREAKER CIGAR LIGHTER . . . . . | .104             | COORDINATOR TURN . . . . .                       | .103         |
| CIRCUIT BREAKER CIGAR LIGHTER . . . . . | .105             | COORDINATOR TURN . . . . .                       | .104         |
| CIRCUIT BREAKER CIGAR LIGHTER . . . . . | .106             | COORDINATOR TURN . . . . .                       | .105         |
| CLIP DOOR HANDLE . . . . .              | 72               | CORD TOW HOOK . . . . .                          | .108         |
| CLIP DOOR HANDLE . . . . .              | 73               | COURTESY LIGHT . . . . .                         | .199         |
| CLIP DOOR HANDLE . . . . .              | 74               | COURTESY LIGHT SHIELD . . . . .                  | .199         |
| CLIP DOOR HANDLE . . . . .              | 75               | COWL DECK COVER . . . . .                        | 82           |
| CLIP DOOR HANDLE . . . . .              | 76               | COWL DECK COVER . . . . .                        | 83           |
| CLIP UPHOLSTERY . . . . .               | 72               | COWL DOOR . . . . .                              | .117         |
| CLIP UPHOLSTERY . . . . .               | 73               | COWL DOOR . . . . .                              | .118         |
| CLIP UPHOLSTERY . . . . .               | 74               | COWL DOOR . . . . .                              | .119         |
| CLIP UPHOLSTERY . . . . .               | 75               | COWL ENGINE . . . . .                            | .115         |
| CLIP UPHOLSTERY . . . . .               | 76               | COWL ENGINE . . . . .                            | .116         |
| CLOCK . . . . .                         | .101             | COWL ENGINE . . . . .                            | .117         |
| CLOCK ELECTRIC . . . . .                | .101             | COWL ENGINE . . . . .                            | .118         |
| CLOCK ELECTRIC . . . . .                | .102             | COWL ENGINE . . . . .                            | .119         |
| CLOCK ELECTRIC . . . . .                | .103             | COWL ENGINE . . . . .                            | .120         |
| CLOCK ELECTRIC . . . . .                | .104             | COWL ENGINE . . . . .                            | .121         |
| CLOCK ELECTRIC . . . . .                | .105             | COWL FLAP . . . . .                              | .121         |
| CLOCK ELECTRIC . . . . .                | .106             | COWL FLAP CONTROL BRACKET . . . . .              | .121         |
| CLOCK FUSE . . . . .                    | .190             | COWL FLAPS CONTROL . . . . .                     | .100         |
| CLOCK FUSE . . . . .                    | .191             | COWL FLAPS CONTROL . . . . .                     | .124         |



# ALPHABETICAL INDEX

| NOMENCLATURE                   |           | FIGURE | NOMENCLATURE             |           | FIGURE |
|--------------------------------|-----------|--------|--------------------------|-----------|--------|
| <b>C (Cont)</b>                |           |        | <b>D (Cont)</b>          |           |        |
| COWL LOWER                     | . . . . . | .115   | DOOR COWL                | . . . . . | .117   |
| COWL LOWER                     | . . . . . | .116   | DOOR COWL                | . . . . . | .118   |
| COWL LOWER                     | . . . . . | .117   | DOOR COWL                | . . . . . | .119   |
| COWL LOWER                     | . . . . . | .119   | DOOR FRAME               | . . . . . | 28     |
| COWL LOWER                     | . . . . . | .120   | DOOR FRAME               | . . . . . | 29     |
| COWL LOWER                     | . . . . . | .121   | DOOR FRAME               | . . . . . | 30     |
| COWL UPPER                     | . . . . . | .115   | DOOR GROUND SERVICE PLUG | . . . . . | .205   |
| COWL UPPER                     | . . . . . | .116   | DOOR HANDLE              | . . . . . | 73     |
| COWL UPPER                     | . . . . . | .117   | DOOR HANDLE              | . . . . . | 74     |
| COWL UPPER                     | . . . . . | .119   | DOOR HANDLE              | . . . . . | 75     |
| COWL UPPER                     | . . . . . | .120   | DOOR HANDLE              | . . . . . | 76     |
| COWL UPPER                     | . . . . . | .121   | DOOR HANDLE CLIP         | . . . . . | 72     |
| CUP FUEL SAMPLER               | . . . . . | 18     | DOOR HANDLE CLIP         | . . . . . | 73     |
| CUP HOLDER                     | . . . . . | .108   | DOOR HANDLE CLIP         | . . . . . | 74     |
| CYLINDER BRAKE                 | . . . . . | .145   | DOOR HANDLE CLIP         | . . . . . | 75     |
| CYLINDER HEAD TEMP GAGE        | . . . . . | .100   | DOOR HANDLE CLIP         | . . . . . | 76     |
| CYLINDER HEAD TEMPERATURE GAGE | . . . . . | .101   | DOOR HANDLE ESCUTCHEON   | . . . . . | 72     |
| CYLINDER MASTER BRAKE          | . . . . . | .146   | DOOR HANDLE ESCUTCHEON   | . . . . . | 73     |
| <b>D</b>                       |           |        | DOOR HANDLE ESCUTCHEON   | . . . . . | 74     |
| DAMPENER SHIMMY                | . . . . . | 64     | DOOR HANDLE PLACARD      | . . . . . | 2      |
| DAMPENER SHIMMY                | . . . . . | 65     | DOOR HANDLE PLACARD      | . . . . . | 3      |
| DAMPENER SHIMMY                | . . . . . | 66     | DOOR HANDLE PLACARD      | . . . . . | 73     |
| DEADENER SOUND                 | . . . . . | 1      | DOOR HANDLE PLACARD      | . . . . . | 75     |
| DECAL TAB POSITION INDICATOR   | . . . . . | .156   | DOOR HANDLE PLACARD      | . . . . . | 76     |
| DECALS-SEE PLACARDS            | . . . . . |        | DOOR HINGE               | . . . . . | 72     |
| DECK SKIN                      | . . . . . | 33     | DOOR HINGE               | . . . . . | 73     |
| DEFLECTOR                      | . . . . . | .136   | DOOR HINGE               | . . . . . | 74     |
| DEFROSTER NOZZLE               | . . . . . | .141   | DOOR HINGE               | . . . . . | 75     |
| DETECTOR NAV LIGHT             | . . . . . | 4      | DOOR HINGE               | . . . . . | 76     |
| DIMMING TRANSISTORIZED LIGHT   | . . . . . | .191   | DOOR LATCH               | . . . . . | 55     |
| DIODE                          | . . . . . | .104   | DOOR LATCH               | . . . . . | 68     |
| DIODE                          | . . . . . | .190   | DOOR LATCH               | . . . . . | 72     |
| DIODE                          | . . . . . | .191   | DOOR LATCH               | . . . . . | 73     |
| DIODE BOARD                    | . . . . . | .190   | DOOR LATCH               | . . . . . | 74     |
| DIODE BOARD                    | . . . . . | .191   | DOOR LATCH               | . . . . . | 75     |
| DIODE BOARD                    | . . . . . | .205   | DOOR LATCH               | . . . . . | 77     |
| DIODE MASTER SWITCH            | . . . . . | .105   | DOOR LATCH               | . . . . . | 78     |
| DIRECTIONAL GYRO               | . . . . . | .101   | DOOR LATCH BRACKET       | . . . . . | .118   |
| DIRECTIONAL GYRO               | . . . . . | .102   | DOOR LATCH HANDLE        | . . . . . | .119   |
| DIRECTIONAL GYRO               | . . . . . | .103   | DOOR LH CABIN            | . . . . . | .120   |
| DIRECTIONAL GYRO               | . . . . . | .104   | DOOR LH CABIN            | . . . . . | 77     |
| DIRECTIONAL GYRO               | . . . . . | .105   | DOOR LH CABIN            | . . . . . | 78     |
| DIRECTIONAL GYRO               | . . . . . | .106   | DOOR LOCK                | . . . . . | 72     |
| DIRECTIONAL GYRO               | . . . . . | .176   | DOOR LOCK                | . . . . . | 73     |
| DIRECTIONAL GYRO               | . . . . . | .177   | DOOR LOCK                | . . . . . | 77     |
| DIRECTIONAL GYRO               | . . . . . | .178   | DOOR LOCK                | . . . . . | 80     |
| DIRECTIONAL GYRO               | . . . . . | .179   | DOOR LOCK                | . . . . . | 81     |
| DIRECTIONAL GYRO               | . . . . . | .180   | DOOR LOCK                | . . . . . | 107    |
| DIRECTIONAL GYRO               | . . . . . | .181   | DOOR MAP CASE            | . . . . . | 31     |
| DIRECTIONAL GYRO               | . . . . . | .182   | DOOR OUTSIDE AIR         | . . . . . | 31     |
| DIRECTIONAL GYRO               | . . . . . | .183   | DOOR OUTSIDE AIR         | . . . . . | 32     |
| DIRECTIONAL GYRO               | . . . . . | .184   | DOOR OUTSIDE AIR         | . . . . . | 33     |
| DIRECTIONAL GYRO               | . . . . . | .185   | DOOR RH CABIN            | . . . . . | 74     |
| DISC BRAKE                     | . . . . . | 69     | DOOR RH CABIN            | . . . . . | 75     |
| DISC BRAKE                     | . . . . . | 70     | DOOR RH CABIN            | . . . . . | 76     |
| DISTRIBUTOR PRIMER             | . . . . . | .174   | DOOR SIDE AIR VENT       | . . . . . | .138   |
| DOME LIGHT SWITCH              | . . . . . | .194   | DOOR SIDE AIR VENT       | . . . . . | .139   |
| DOME LIGHT SWITCH              | . . . . . | .195   | DOOR SILL                | . . . . . | 28     |
| DOME SPINNER                   | . . . . . | .112   | DOOR SILL                | . . . . . | 29     |
| DOOR BAGGAGE                   | . . . . . | 49     | DOOR SILL                | . . . . . | 30     |
| DOOR BAGGAGE                   | . . . . . | 80     | DOOR UPPER COWL          | . . . . . | .119   |
| DOOR BAGGAGE                   | . . . . . | 81     | DOOR UPPER COWL          | . . . . . | .120   |
| DOOR CATCH STOP                | . . . . . | 6      | DOOR WINDOW              | . . . . . | 72     |
| DOOR CATCH STOP                | . . . . . | 8      | DOOR WINDOW              | . . . . . | 73     |
|                                |           |        | DOOR WINDOW              | . . . . . | 76     |
|                                |           |        | DOORPOST                 | . . . . . | 34     |
|                                |           |        | DOORPOST                 | . . . . . | 35     |
|                                |           |        | DOORPOST SHIELD          | . . . . . | 83     |

# ALPHABETICAL INDEX

| NOMENCLATURE   | FIGURE | NOMENCLATURE                             | FIGURE |
|--|--------|--|--------|
| <b>D (Cont)</b>                                      |        | <b>E (Cont)</b>                          |        |
| DORSAL . . . . .                                     | 49     | ENGINE COMPONENTS. . . . .               | .127   |
| DORSAL FIN . . . . .                                 | 50     | ENGINE COMPONENTS. . . . .               | .128   |
| DOWEL HUB ALIGNMENT. . . . .                         | .114   | ENGINE COMPONENTS & ACCESSORIES. . . . . | .127   |
| DRAIN VALVE. . . . .                                 | .169   | ENGINE CONTINENTAL . . . . .             | .122   |
| DRAIN VALVE. . . . .                                 | .172   | ENGINE CONTINENTAL . . . . .             | .125   |
| DRIVE ALTERNATOR . . . . .                           | .127   | ENGINE CONTINENTAL . . . . .             | .126   |
| DRIVE ALTERNATOR . . . . .                           | .203   | ENGINE COWL . . . . .                    | .115   |
| DUAL BRAKE HUB . . . . .                             | .145   | ENGINE COWL. . . . .                     | .116   |
| DUCT HEATER. . . . .                                 | 39     | ENGINE COWL. . . . .                     | .117   |
| DUCT HEATER. . . . .                                 | 40     | ENGINE COWL. . . . .                     | .118   |
| DUCT HEATER. . . . .                                 | 41     | ENGINE COWL. . . . .                     | .119   |
| DUCT HEATER. . . . .                                 | 42     | ENGINE COWL. . . . .                     | .120   |
|  |        | ENGINE COWL. . . . .                     | .121   |
|  |        | ENGINE MOUNT . . . . .                   | 39     |
| <b>E</b>   |        | ENGINE MOUNT . . . . .                   | 40     |
| ELBOW CABIN AIR VENT . . . . .                       | .138   | ENGINE MOUNT . . . . .                   | 42     |
| ELBOW CABIN AIR VENT . . . . .                       | .139   | ENGINE MOUNT . . . . .                   | .123   |
| ELECTRIC CLOCK . . . . .                             | .101   | ENGINE MOUNT . . . . .                   | .125   |
| ELECTRIC CLOCK . . . . .                             | .102   | ENGINE MOUNT . . . . .                   | .126   |
| ELECTRIC CLOCK . . . . .                             | .103   | ENGINE MOUNT BRACKET . . . . .           | 31     |
| ELECTRIC CLOCK . . . . .                             | .104   | ENGINE MOUNT BRACKET . . . . .           | .169   |
| ELECTRIC CLOCK . . . . .                             | .105   | ENGINE MOUNT STRINGER. . . . .           | 31     |
| ELECTRIC CLOCK . . . . .                             | .106   | ENGINE MOUNT STRINGER. . . . .           | 32     |
| ELECTRIC CLOCK FUSEHOLDER. . . . .                   | .192   | ENGINE MOUNT STRINGER. . . . .           | 33     |
| ELECTRICAL EQUIPMENT . . . . .                       | .190   | ENGINE OIL PLACARD . . . . .             | 2      |
| ELECTRICAL EQUIPMENT . . . . .                       | .191   | ENGINE OIL PLACARD . . . . .             | 3      |
| ELECTRICAL EQUIPMENT FUSELAGE. . . . .               | .192   | ENGINE PRIMER. . . . .                   | .105   |
| ELECTRONIC EQUIPMENT-SEE ELECTRONICS MANUAL. . . . . |        | ENGINE PRIMER. . . . .                   | .165   |
| ELEMENT FILTER . . . . .                             | .178   | ENGINE PRIMER. . . . .                   | .166   |
| ELEMENT FILTER . . . . .                             | .179   | EQUIPMENT ELECTRICAL . . . . .           | .190   |
| ELEMENT FILTER . . . . .                             | .182   | EQUIPMENT ELECTRICAL . . . . .           | .191   |
| ELEMENT FILTER . . . . .                             | .183   | EQUIPMENT FUSELAGE . . . . .             | .108   |
| ELEMENT FILTER . . . . .                             | .184   | EQUIPMENT WINTERIZATION. . . . .         | .137   |
| ELEMENT FILTER . . . . .                             | .185   | ESCUTCHEON DOOR HANDLE . . . . .         | 72     |
| ELEMENT KIT FILTER . . . . .                         | .163   | ESCUTCHEON DOOR HANDLE . . . . .         | 73     |
| ELEMENT KIT FILTER . . . . .                         | .164   | ESCUTCHEON DOOR HANDLE . . . . .         | 74     |
| ELEMENT KIT FILTER . . . . .                         | .187   | ESCUTCHEON SILENCER. . . . .             | .139   |
| ELEVATOR . . . . .                                   | 26     | EXHAUST STACK. . . . .                   | .131   |
| ELEVATOR BALANCE WEIGHT. . . . .                     | 26     | EXHAUST STACK BRACE. . . . .             | .125   |
| ELEVATOR BELLCRANK . . . . .                         | 35     | EXHAUST STACK LH. . . . .                | .131   |
| ELEVATOR BELLCRANK . . . . .                         | .154   | EXHAUST SYSTEM . . . . .                 | .132   |
| ELEVATOR BELLCRANK . . . . .                         | .155   | EXPANDED TIRE . . . . .                  | .108   |
| ELEVATOR BELLCRANK BRACKET . . . . .                 | 34     | EXTENSION BELT . . . . .                 | .109   |
| ELEVATOR CABLE . . . . .                             | .154   | EXTENSION VALVE. . . . .                 | 55     |
| ELEVATOR CABLE . . . . .                             | .155   | EXTENSION VALVE. . . . .                 | 67     |
| ELEVATOR CONTROL SYSTEM. . . . .                     | .154   | EXTENSION VALVE. . . . .                 | 68     |
| ELEVATOR CONTROL SYSTEM. . . . .                     | .155   | EXTERNAL POWER CONTACTOR . . . . .       | .191   |
| ELEVATOR TAB STOP BLOCK. . . . .                     | .156   | EXTERNAL POWER FUSE. . . . .             | .190   |
| ELEVATOR TAB STOP BLOCK. . . . .                     | .157   | EXTERNAL POWER FUSE. . . . .             | .191   |
| ELEVATOR TIP . . . . .                               | 26     | EXTINGUISHER FIRE. . . . .               | .108   |
| ELEVATOR TRIM CONTROL. . . . .                       | .156   | EYEBOLT. . . . .                         | 84     |
| ELEVATOR TRIM CONTROL. . . . .                       | .157   | EYEBOLT. . . . .                         | 85     |
| ELEVATOR TRIM CONTROL SYSTEM . . . . .               | .156   | EYEBOLT. . . . .                         | .108   |
| ELEVATOR TRIM CONTROL SYSTEM . . . . .               | .157   | EYEBOLT. . . . .                         | .187   |
| ELEVATOR TRIM INDICATOR. . . . .                     | .157   | EYEBOLT CARGO TIE DOWN . . . . .         | .108   |
| ELEVATOR TRIM SUPPORT. . . . .                       | 38     | EYEBOLT HOISTING . . . . .               | .108   |
| ELEVATOR TRIM TAB. . . . .                           | 25     | EYEBOLT MOORING. . . . .                 | 31     |
| ELEVATOR TRIM TAB ACTUATOR . . . . .                 | 25     | EYEBOLT MOORING. . . . .                 | 32     |
| ENGINE . . . . .                                     | .123   | EYEBOLT MOORING. . . . .                 | 33     |
| ENGINE . . . . .                                     | .124   | EYEBOLT MOORING. . . . .                 | 52     |
| ENGINE . . . . .                                     | .125   | EYEBROW INSTRUMENT PANEL . . . . .       | .105   |
| ENGINE . . . . .                                     | .126   | EYEBROW INSTRUMENT PANEL . . . . .       | .106   |
| ENGINE BAFFLE. . . . .                               | .133   |  |        |
| ENGINE BAFFLE. . . . .                               | .136   | <b>F</b>                                 |        |
| ENGINE BAFFLES . . . . .                             | .134   | FAIRING MAIN LANDING GEAR SPEED. . . . . | 67     |
| ENGINE BAFFLES . . . . .                             | .135   |  |        |

# ALPHABETICAL INDEX

| NOMENCLATURE                              | FIGURE      | NOMENCLATURE                                 | FIGURE |
|---|-------------|--|--------|
| <b>F (Cont)</b>                           |             | <b>F (Cont)</b>                              |        |
| FAIRING NOSE GEAR SPEED. . . . .          | 55          | FIREWALL . . . . .                           | 40     |
| FAIRING SCRAPER. . . . .                  | 67          | FIREWALL . . . . .                           | 41     |
| FAIRING SCRAPER. . . . .                  | 68          | FIREWALL . . . . .                           | 42     |
| FAIRING SPEED. . . . .                    | 55          | FIREWALL . . . . .                           | 189    |
| FAIRING SPEED. . . . .                    | 67          | FIREWALL GROMMETS. . . . .                   | 43     |
| FAIRING TAILCONE . . . . .                | 52          | FITTINGS FLOATPLANE. . . . .                 | 187    |
| FAIRING WHEEL. . . . .                    | 67          | FLANGE STATIC SOURCE . . . . .               | 31     |
| FAIRING WHEEL. . . . .                    | 68          | FLAP . . . . .                               | 20     |
| FAIRING WING . . . . .                    | 4           | FLAP ACTUATOR. . . . .                       | 159    |
| FELT GREASE SEAL . . . . .                | 70          | FLAP ACTUATOR MOTOR. . . . .                 | 159    |
| FERRULE AXLE BOLT. . . . .                | 55          | FLAP ATTACHMENT ROLLER . . . . .             | 20     |
| FILLER NECK. . . . .                      | 16          | FLAP ATTACHMENT ROLLER BUSHING . . . . .     | 20     |
| FILLER NECK. . . . .                      | 17          | FLAP BELLCRANK BRACKET . . . . .             | 6      |
| FILLER NECK. . . . .                      | 172         | FLAP BELLCRANK BRACKET . . . . .             | 8      |
| FILLER NECK FUEL TANK. . . . .            | 16          | FLAP CABLE . . . . .                         | 159    |
| FILLER NECK FUEL TANK. . . . .            | 17          | FLAP CONTROL BRACKET . . . . .               | 20     |
| FILLET WING. . . . .                      | 27          | FLAP CONTROL SYSTEM. . . . .                 | 158    |
| FILTER AIR . . . . .                      | 121         | FLAP COWL. . . . .                           | 121    |
| FILTER AIR . . . . .                      | 123         | FLAP INDICATOR . . . . .                     | 102    |
| FILTER AIR . . . . .                      | 178         | FLAP INDICATOR . . . . .                     | 103    |
| FILTER AIR . . . . .                      | 179         | FLAP INDICATOR . . . . .                     | 104    |
| FILTER AIR . . . . .                      | 182         | FLAP INDICATOR . . . . .                     | 105    |
| FILTER AIR . . . . .                      | 183         | FLAP INDICATOR . . . . .                     | 106    |
| FILTER AIR . . . . .                      | 184         | FLAP KNOB. . . . .                           | 105    |
| FILTER AIR . . . . .                      | 185         | FLAP KNOB. . . . .                           | 106    |
| FILTER AIRBOX. . . . .                    | 125         | FLAP MOTOR HINGE . . . . .                   | 159    |
| FILTER CARBURETOR AIR. . . . .            | 115         | FLAP POSITION TRANSMITTER ARM. . . . .       | 159    |
| FILTER CARBURETOR AIR. . . . .            | 116         | FLAP PULLEY BRACKET. . . . .                 | 6      |
| FILTER CARBURETOR AIR. . . . .            | 117         | FLAP PULLEY BRACKET. . . . .                 | 8      |
| FILTER CARBURETOR AIR. . . . .            | 118         | FLAP PULLEY BRACKET. . . . .                 | 27     |
| FILTER CARBURETOR AIR. . . . .            | 119         | FLAP PULLEY BRACKET. . . . .                 | 28     |
| FILTER CARBURETOR AIR. . . . .            | 120         | FLAP PULLEY BRACKET. . . . .                 | 46     |
| FILTER CARBURETOR AIR. . . . .            | 126         | FLAP PUSH PULL ROD . . . . .                 | 20     |
| FILTER CARBURETOR AIR. . . . .            | 127         | FLAP PUSH ROD. . . . .                       | 20     |
| FILTER CARBURETOR AIR INTAKE . . . . .    | 115         | FLAP RETRACT CABLE . . . . .                 | 159    |
| FILTER CARBURETOR AIR INTAKE . . . . .    | 116         | FLAP SWITCH. . . . .                         | 102    |
| FILTER CARBURETOR AIR INTAKE . . . . .    | 117         | FLAP SWITCH. . . . .                         | 103    |
| FILTER CARBURETOR AIR INTAKE . . . . .    | 118         | FLAP SWITCH. . . . .                         | 104    |
| FILTER CARBURETOR AIR INTAKE . . . . .    | 119         | FLAP SWITCH. . . . .                         | 105    |
| FILTER CARBURETOR AIR INTAKE . . . . .    | 120         | FLAP SWITCH. . . . .                         | 106    |
| FILTER ELEMENT . . . . .                  | 178         | FLAP SWITCH. . . . .                         | 159    |
| FILTER ELEMENT . . . . .                  | 179         | FLAP SWITCH KNOB . . . . .                   | 102    |
| FILTER ELEMENT . . . . .                  | 182         | FLAP SWITCH KNOB . . . . .                   | 103    |
| FILTER ELEMENT . . . . .                  | 183         | FLAP SWITCH KNOB . . . . .                   | 104    |
| FILTER ELEMENT . . . . .                  | 184         | FLAP SYSTEM ELECTRIC . . . . .               | 159    |
| FILTER ELEMENT . . . . .                  | 185         | FLASHER BEACON LIGHT . . . . .               | 201    |
| FILTER ELEMENT KIT . . . . .              | 163         | FLASHER NAVIGATION LIGHT . . . . .           | 190    |
| FILTER ELEMENT KIT . . . . .              | 164         | FLASHER NAVIGATION LIGHT . . . . .           | 192    |
| FILTER ELEMENT KIT . . . . .              | 187         | FLASHING BEACON LIGHT. . . . .               | 201    |
| FILTER FUEL STRAINER . . . . .            | 169         | FLASHING BEACON SWITCH . . . . .             | 103    |
| FILTER FUEL STRAINER . . . . .            | 170         | FLASHING BEACON SWITCH . . . . .             | 105    |
| FILTER FULL FLOW OIL . . . . .            | 187         | FLOATPLANE FITTINGS. . . . .                 | 187    |
| FILTER NOISE . . . . .                    | 191         | FLOORBOARD . . . . .                         | 28     |
| FILTER NOISE . . . . .                    | 203         | FLOORBOARD . . . . .                         | 29     |
| FILTER OIL . . . . .                      | 163         | FLOORBOARD . . . . .                         | 30     |
| FILTER OIL . . . . .                      | 164         | FLOORBOARD . . . . .                         | 31     |
| FILTER OIL . . . . .                      | 187         | FLOORBOARD . . . . .                         | 32     |
| FILTER RELIEF VALVE. . . . .              | 180         | FLOORBOARD . . . . .                         | 33     |
| FILTER RELIEF VALVE. . . . .              | 181         | FLOORBOARD . . . . .                         | 49     |
| FIN. . . . .                              | 22          | FLOORBOARD CARPET. . . . .                   | 84     |
| FIN DORSAL . . . . .                      | 50          | FLOORBOARD CENTER SECTION. . . . .           | 30     |
| FIN TIP. . . . .                          | 201         | FLOORBOARD FRONT . . . . .                   | 35     |
| FINISH & TRIM PLACARD. . . . .            | 2           | FLOORBOARD FUSELAGE CENTER SECTION . . . . . | 28     |
| FINISH & TRIM PLACARD. . . . .            | 3           | FLOORBOARD FUSELAGE CENTER SECTION . . . . . | 29     |
| FINISH & TRIM PLATE-HOW TO READ . . . . . | SEE PAGE vi | FLOORBOARD FUSELAGE CENTER SECTION . . . . . | 30     |
| FIRE EXTINGUISHER. . . . .                | 108         | FLUSH VALVE. . . . .                         | 18     |
| FIRE EXTINGUISHER BRACKET. . . . .        | 108         | FORWARD CARPET . . . . .                     | 84     |
| FIREWALL . . . . .                        | 39          | FORWARD CARPET . . . . .                     | 85     |

# ALPHABETICAL INDEX

| NOMENCLATURE                              | FIGURE | NOMENCLATURE                                 | FIGURE |
|---|--------|--|--------|
| <b>F (Cont)</b>                           |        | <b>F (Cont)</b>                              |        |
| FRAME DOOR . . . . .                      | 28     | FUEL SELECTOR VALVE SHAFT . . . . .          | .165   |
| FRAME DOOR . . . . .                      | 29     | FUEL STRAINER . . . . .                      | .169   |
| FRAME DOOR . . . . .                      | 30     | FUEL STRAINER . . . . .                      | .170   |
| FRAME SEAT BOTTOM . . . . .               | 90     | FUEL STRAINER BOWL . . . . .                 | .169   |
| FRAME WINDOW . . . . .                    | 72     | FUEL STRAINER BOWL . . . . .                 | .170   |
| FRAME WINDOW . . . . .                    | 73     | FUEL STRAINER BRACKET . . . . .              | .166   |
| FRAME WINDOW . . . . .                    | 76     | FUEL STRAINER BRACKET . . . . .              | .167   |
| FRESH AIR SILENCER . . . . .              | .139   | FUEL STRAINER BRACKET . . . . .              | .168   |
| FRESH AIR VENT SILENCER . . . . .         | .139   | FUEL STRAINER FILTER . . . . .               | .169   |
| FRONT & CENTER SECTION FUSELAGE . . . . . | 28     | FUEL STRAINER FILTER . . . . .               | .170   |
| FRONT & CENTER SECTION FUSELAGE . . . . . | 29     | FUEL STRAINER SHROUD . . . . .               | .166   |
| FRONT & CENTER SECTION FUSELAGE . . . . . | 30     | FUEL STRAINER TOP . . . . .                  | .169   |
| FRONT DOORPOST BULKHEAD . . . . .         | 34     | FUEL STRAINER TOP . . . . .                  | .170   |
| FRONT DOORPOST BULKHEAD . . . . .         | 35     | FUEL SYSTEM . . . . .                        | .165   |
| FRONT FLOORBOARD . . . . .                | 35     | FUEL SYSTEM . . . . .                        | .166   |
| FRONT SEAT . . . . .                      | 93     | FUEL SYSTEM . . . . .                        | .167   |
| FRONT SEAT . . . . .                      | 94     | FUEL SYSTEM . . . . .                        | .168   |
| FRONT SEAT BELT . . . . .                 | 87     | FUEL TANK . . . . .                          | 5      |
| FRONT SPAR . . . . .                      | 24     | FUEL TANK . . . . .                          | 16     |
| FRONT SPAR SHIELD . . . . .               | 82     | FUEL TANK . . . . .                          | 17     |
| FRONT SPAR SHIELD . . . . .               | 83     | FUEL TANK . . . . .                          | 18     |
| FUEL CAP . . . . .                        | 5      | FUEL TANK . . . . .                          | .172   |
| FUEL CELL RIB . . . . .                   | 6      | FUEL TANK ADAPTER . . . . .                  | 16     |
| FUEL CELL RIB . . . . .                   | 8      | FUEL TANK ADAPTER . . . . .                  | 17     |
| FUEL GAGE . . . . .                       | 99     | FUEL TANK ADAPTER GASKET . . . . .           | 16     |
| FUEL GAGE . . . . .                       | .100   | FUEL TANK ADAPTER GASKET . . . . .           | 17     |
| FUEL GAGE . . . . .                       | .102   | FUEL TANK AUXILIARY . . . . .                | .172   |
| FUEL GAGE . . . . .                       | .103   | FUEL TANK CAP . . . . .                      | 16     |
| FUEL GAGE . . . . .                       | .104   | FUEL TANK CAP . . . . .                      | 17     |
| FUEL GAGE . . . . .                       | .105   | FUEL TANK COVER . . . . .                    | 4      |
| FUEL GAGE TRANSMITTER . . . . .           | 16     | FUEL TANK DRAIN VALVE . . . . .              | 18     |
| FUEL GAGE TRANSMITTER . . . . .           | 17     | FUEL TANK SPACER . . . . .                   | 12     |
| FUEL HOSE . . . . .                       | 1      | FUEL TANK SPACER . . . . .                   | 13     |
| FUEL JET . . . . .                        | .173   | FUEL TANK STRAINER . . . . .                 | .165   |
| FUEL LINE . . . . .                       | .165   | FUEL TANK STRAINER . . . . .                 | .166   |
| FUEL LINE . . . . .                       | .166   | FUEL TANK STRAINER . . . . .                 | .167   |
| FUEL LINE . . . . .                       | .167   | FUEL TANK STRAINER . . . . .                 | .168   |
| FUEL LINE . . . . .                       | .168   | FUEL TANK STRAP . . . . .                    | 6      |
| FUEL LINES—SEE FUEL SYSTEM . . . . .      |        | FUEL TANK STRAP . . . . .                    | 7      |
| FUEL MIXTURE CONTROL . . . . .            | .122   | FUEL TANK STRAP . . . . .                    | 8      |
| FUEL PRIMER . . . . .                     | .173   | FUEL TANK STRAP . . . . .                    | 9      |
| FUEL PRIMER THREE CYLINDER . . . . .      | .173   | FUEL TANK STRAP . . . . .                    | 16     |
| FUEL PUMP . . . . .                       | .128   | FUEL TANK STRAP . . . . .                    | 17     |
| FUEL SAMPLER CUP . . . . .                | 18     | FUEL TANK VENT VALVE . . . . .               | 16     |
| FUEL SELECTOR HANDLE . . . . .            | .165   | FUEL TANK VENT VALVE . . . . .               | 17     |
| FUEL SELECTOR HANDLE . . . . .            | .166   | FUEL TRANSFER SWITCH . . . . .               | .172   |
| FUEL SELECTOR HANDLE . . . . .            | .167   | FUEL VALVE . . . . .                         | 16     |
| FUEL SELECTOR HANDLE . . . . .            | .168   | FUEL VALVE . . . . .                         | 17     |
| FUEL SELECTOR PLACARD . . . . .           | 2      | FUSE . . . . .                               | 99     |
| FUEL SELECTOR PLACARD . . . . .           | 3      | FUSE . . . . .                               | .100   |
| FUEL SELECTOR PLACARD . . . . .           | .166   | FUSE . . . . .                               | .190   |
| FUEL SELECTOR PLACARD . . . . .           | .167   | FUSE . . . . .                               | .192   |
| FUEL SELECTOR PLACARD . . . . .           | .168   | FUSE . . . . .                               | .204   |
| FUEL SELECTOR SHAFT . . . . .             | .165   | FUSE CLOCK . . . . .                         | .190   |
| FUEL SELECTOR SHAFT . . . . .             | .166   | FUSE CLOCK . . . . .                         | .191   |
| FUEL SELECTOR SHAFT . . . . .             | .167   | FUSE EXTERNAL POWER . . . . .                | .190   |
| FUEL SELECTOR SHAFT . . . . .             | .168   | FUSE EXTERNAL POWER . . . . .                | .191   |
| FUEL SELECTOR VALVE . . . . .             | .166   | FUSE HOLDER . . . . .                        | .191   |
| FUEL SELECTOR VALVE . . . . .             | .171   | FUSE HOLDER CLOCK . . . . .                  | .190   |
| FUEL SELECTOR VALVE BRACKET . . . . .     | 28     | FUSE HOLDER CLOCK . . . . .                  | .191   |
| FUEL SELECTOR VALVE BRACKET . . . . .     | .165   | FUSE HOLDER EXTERNAL POWER . . . . .         | .191   |
| FUEL SELECTOR VALVE BRACKET . . . . .     | .166   | FUSEHOLDER . . . . .                         | 99     |
| FUEL SELECTOR VALVE BRACKET . . . . .     | .167   | FUSEHOLDER . . . . .                         | .100   |
| FUEL SELECTOR VALVE BRACKET . . . . .     | .168   | FUSEHOLDER . . . . .                         | .190   |
| FUEL SELECTOR VALVE HANDLE . . . . .      | .165   | FUSEHOLDER ELECTRIC CLOCK . . . . .          | .192   |
| FUEL SELECTOR VALVE PLACARD . . . . .     | .166   | FUSELAGE . . . . .                           | 27     |
| FUEL SELECTOR VALVE PLACARD . . . . .     | .167   | FUSELAGE AFT SECTION . . . . .               | 49     |
| FUEL SELECTOR VALVE PLACARD . . . . .     | .168   | FUSELAGE CENTER SECTION FLOORBOARD . . . . . | 28     |





# ALPHABETICAL INDEX

| NOMENCLATURE                                | FIGURE | NOMENCLATURE  | FIGURE |
|---|--------|---|--------|
| <b>H (Cont)</b>                             |        | <b>H (Cont)</b>   |        |
| HANDLE SEAT ADJUST . . . . .                | 94     | HORIZON GYRO . . . . .                                  | 103    |
| HANDLE SEAT ADJUSTMENT . . . . .            | 88     | HORIZON GYRO . . . . .                                  | 104    |
| HANDLE SEAT ADJUSTMENT . . . . .            | 92     | HORIZON GYRO . . . . .                                  | 105    |
| HANDLE WINDOW . . . . .                     | 72     | HORIZON GYRO . . . . .                                  | 106    |
| HANDLE WINDOW . . . . .                     | 76     | HORIZON GYRO . . . . .                                  | 176    |
| HANDLE WINDOW LATCH . . . . .               | 72     | HORIZON GYRO . . . . .                                  | 177    |
| HANDLE WINDOW LATCH . . . . .               | 73     | HORIZON GYRO . . . . .                                  | 178    |
| HARNESS IGNITION . . . . .                  | 127    | HORIZON GYRO . . . . .                                  | 179    |
| HARNESS SHOULDER . . . . .                  | 108    | HORIZON GYRO . . . . .                                  | 180    |
| HEAD TEMPERATURE GAGE CYLINDER . . . . .    | 101    | HORIZON GYRO . . . . .                                  | 181    |
| HEADLINER . . . . .                         | 82     | HORIZON GYRO . . . . .                                  | 182    |
| HEADLINER . . . . .                         | 83     | HORIZON GYRO . . . . .                                  | 183    |
| HEADLINER RETAINER . . . . .                | 28     | HORIZON GYRO . . . . .                                  | 184    |
| HEADLINER RETAINER . . . . .                | 29     | HORIZON GYRO . . . . .                                  | 185    |
| HEADLINER RETAINER . . . . .                | 83     | HORN STALL WARNING . . . . .                            | 99     |
| HEADLINER WIRE . . . . .                    | 82     | HORN STALL WARNING . . . . .                            | 100    |
| HEADREST . . . . .                          | 87     | HORN STALL WARNING . . . . .                            | 102    |
| HEADREST . . . . .                          | 88     | HORN STALL WARNING . . . . .                            | 162    |
| HEADREST . . . . .                          | 89     | HORN STALL WARNING . . . . .                            | 190    |
| HEADREST . . . . .                          | 90     | HORN STALL WARNING . . . . .                            | 192    |
| HEADREST . . . . .                          | 93     | HOSE CARBURETOR TO STRAINER . . . . .                   | 125    |
| HEADREST . . . . .                          | 94     | HOSE CARBURETOR TO STRAINER . . . . .                   | 126    |
| HEADREST . . . . .                          | 95     | HOSE FUEL . . . . .                                     | 1      |
| HEADREST . . . . .                          | 96     | HOSE MASTER CYLINDER . . . . .                          | 142    |
| HEADREST SEAT BACK . . . . .                | 88     | HOSE MASTER CYLINDER . . . . .                          | 143    |
| HEADREST SEAT BACK . . . . .                | 90     | HOSE MASTER CYLINDER . . . . .                          | 144    |
| HEADREST SEAT BACK . . . . .                | 95     | HOSE OIL PRESSURE . . . . .                             | 123    |
| HEADREST SEAT BACK . . . . .                | 96     | HOSE STRAINER TO CARBURETOR . . . . .                   | 165    |
| HEATER . . . . .                            | 161    | HOSE STRAINER TO CARBURETOR . . . . .                   | 166    |
| HEATER DUCT . . . . .                       | 39     | HOSES-SEE APPLICABLE SYSTEM . . . . .                   | .      |
| HEATER DUCT . . . . .                       | 40     | HOURLY METER . . . . .                                  | 103    |
| HEATER DUCT . . . . .                       | 41     | HOURLY METER . . . . .                                  | 105    |
| HEATER DUCT . . . . .                       | 42     | HOURLY METER . . . . .                                  | 106    |
| HEATING & DEFROSTING SYSTEM CABIN . . . . . | 140    | HOURLY METER GAGE . . . . .                             | 104    |
| HEATING & DEFROSTING SYSTEM CABIN . . . . . | 141    | HOW TO ORDER PAINTED PARTS SEE PAGE xix . . . . .       | .      |
| HEATING CABIN . . . . .                     | 140    | HOW TO ORDER PARTS-SEE INTRODUCTION . . . . .           | .      |
| HEATING CABIN . . . . .                     | 141    | HOW TO ORDER UPHOLSTERED PARTS-SEE PAGE xviii . . . . . | .      |
| HEATING PLUG . . . . .                      | 99     | HOW TO READ FINISH & TRIM PLATE-SEE PAGE vi . . . . .   | .      |
| HEATING PLUG . . . . .                      | 100    | HOW TO USE PARTS CATALOG-SEE PAGE i . . . . .           | .      |
| HEATING PLUG . . . . .                      | 102    | HUB ALIGNMENT DOWEL . . . . .                           | 114    |
| HINGE AILERON . . . . .                     | 19     | HUB CAP . . . . .                                       | 55     |
| HINGE BAGGAGE DOOR . . . . .                | 80     | HUB CAP NOSE GEAR . . . . .                             | 55     |
| HINGE BAGGAGE DOOR . . . . .                | 81     | HUB DUAL BRAKE . . . . .                                | 145    |
| HINGE BRACKET . . . . .                     | 72     |   |        |
| HINGE BRACKET . . . . .                     | 73     |   |        |
| HINGE BRACKET . . . . .                     | 76     |   |        |
| HINGE DOOR . . . . .                        | 72     |   |        |
| HINGE DOOR . . . . .                        | 73     |   |        |
| HINGE DOOR . . . . .                        | 74     |   |        |
| HINGE DOOR . . . . .                        | 75     |   |        |
| HINGE DOOR . . . . .                        | 76     |   |        |
| HINGE FLAP MOTOR . . . . .                  | 159    |   |        |
| HINGE MAP BOX DOOR . . . . .                | 107    | IGNITION HARNESS . . . . .                              | 127    |
| HINGE STABILIZER . . . . .                  | 24     | IGNITION SWITCH . . . . .                               | 99     |
| HINGE WINDOW . . . . .                      | 72     | IGNITION SWITCH . . . . .                               | 102    |
| HINGE WINDOW . . . . .                      | 73     | IGNITION SWITCH KIT . . . . .                           | 99     |
| HINGE WINDOW . . . . .                      | 76     | IGNITION SWITCH KIT . . . . .                           | 100    |
| HOISTING EYEBOLT . . . . .                  | 108    | IGNITION SWITCH KIT . . . . .                           | 102    |
| HOISTING PROVISIONS . . . . .               | 187    | IGNITION SWITCH KIT . . . . .                           | 103    |
| HOLDER CLOCK FUSE . . . . .                 | 190    | IGNITION SWITCH KIT . . . . .                           | 104    |
| HOLDER CLOCK FUSE . . . . .                 | 191    | IGNITION SWITCH KIT . . . . .                           | 105    |
| HOLDER CUP . . . . .                        | 108    | IGNITION SWITCH KIT . . . . .                           | 106    |
| HOLDER EXTERNAL POWER FUSE . . . . .        | 191    | INDICATOR-SEE INSTRUMENT PANEL . . . . .                | .      |
| HOLDER FUSE . . . . .                       | 191    | INLET AIR . . . . .                                     | 31     |
| HOOK GLIDER TOW . . . . .                   | 108    | INSIDE DOOR HANDLE . . . . .                            | 72     |
| HOOK SHOULDER HARNESS . . . . .             | 108    | INSIDE DOOR HANDLE . . . . .                            | 73     |
| HORIZON GYRO . . . . .                      | 101    | INSIDE DOOR HANDLE . . . . .                            | 75     |
| HORIZON GYRO . . . . .                      | 102    | INSIDE DOOR HANDLE . . . . .                            | 76     |
|   |        | INSIGNIA . . . . .                                      | 2      |
|   |        | INSTRUMENT CLUSTER . . . . .                            | 104    |
|   |        | INSTRUMENT CLUSTER . . . . .                            | 105    |
|   |        | INSTRUMENT CLUSTER . . . . .                            | 106    |

# ALPHABETICAL INDEX

| NOMENCLATURE  | FIGURE | NOMENCLATURE                               | FIGURE |
|---|--------|--|--------|
| <b>I (Cont)</b>   |        | <b>K (Cont)</b>                            |        |
| INSTRUMENT CLUSTER LENS . . . . .                       | .104   | KNOB FLAP . . . . .                        | .105   |
| INSTRUMENT PANEL . . . . .                              | .102   | KNOB FLAP . . . . .                        | .106   |
| INSTRUMENT PANEL . . . . .                              | .103   | KNOB FLAP SWITCH . . . . .                 | .102   |
| INSTRUMENT PANEL COVER RETAINER . . . . .               | .82    | KNOB FLAP SWITCH . . . . .                 | .103   |
| INSTRUMENT PANEL EQUIPMENT . . . . .                    | .102   | KNOB FLAP SWITCH . . . . .                 | .104   |
| INSTRUMENT PANEL EQUIPMENT . . . . .                    | .103   | KNOB FÖRE & AFT ADJUSTMENT . . . . .       | .90    |
| INSTRUMENT PANEL EQUIPMENT . . . . .                    | .104   | KNOB FÖRE & AFT SEAT ADJUSTMENT . . . . .  | .87    |
| INSTRUMENT PANEL EQUIPMENT . . . . .                    | .105   | KNOB LANDING LIGHT SWITCH . . . . .        | .99    |
| INSTRUMENT PANEL EQUIPMENT . . . . .                    | .106   | KNOB LANDING LIGHT SWITCH . . . . .        | .100   |
| INSTRUMENT PANEL EQUIPMENT STATIONARY . . . . .         | .99    | KNOB LANDING LIGHT SWITCH . . . . .        | .103   |
| INSTRUMENT PANEL EQUIPMENT STATIONARY . . . . .         | .100   | KNOB LANDING LIGHT SWITCH . . . . .        | .104   |
| INSTRUMENT PANEL EYEBROW . . . . .                      | .105   | KNOB LIGHTER . . . . .                     | .99    |
| INSTRUMENT PANEL EYEBROW . . . . .                      | .106   | KNOB LIGHTER . . . . .                     | .100   |
| INSTRUMENT PANEL LIGHT . . . . .                        | .193   | KNOB MAP BOX DOOR . . . . .                | .107   |
| INSTRUMENT PANEL LIGHT . . . . .                        | .194   | KNOB MASTER SWITCH . . . . .               | .99    |
| INSTRUMENT PANEL LIGHT . . . . .                        | .195   | KNOB MASTER SWITCH . . . . .               | .100   |
| INSTRUMENT PANEL STATIONARY . . . . .                   | .99    | KNOB MASTER SWITCH . . . . .               | .102   |
| INSTRUMENT PANEL STATIONARY . . . . .                   | .100   | KNOB MASTER SWITCH . . . . .               | .103   |
| INSTRUMENT-SEE INDIVIDUAL LISTINGS . . . . .            |        | KNOB MASTER SWITCH . . . . .               | .104   |
| INSULATION BREATHER TUBE . . . . .                      | .123   | KNOB NAVIGATION LIGHT SWITCH . . . . .     | .99    |
| INSULATION BREATHER TUBE . . . . .                      | .137   | KNOB NAVIGATION LIGHT SWITCH . . . . .     | .100   |
| INTER CYLINDER BAFFLE . . . . .                         | .133   | KNOB NAVIGATION LIGHT SWITCH . . . . .     | .103   |
| INTER CYLINDER BAFFLE . . . . .                         | .136   | KNOB PITOT HEAT SWITCH . . . . .           | .103   |
| INTERIOR TRIM HANGER . . . . .                          | .28    | KNOB PRIMER . . . . .                      | .99    |
| INTERIOR TRIM HANGER . . . . .                          | .29    | KNOB PRIMER . . . . .                      | .100   |
| INVERTER . . . . .                                      | .152   | KNOB PRIMER . . . . .                      | .102   |
| INVERTER . . . . .                                      | .153   | KNOB PRIMER . . . . .                      | .103   |
| <b>J</b>  |        | KNOB PRIMER . . . . .                      | .104   |
| JACK PAD . . . . .                                      | .108   | KNOB PRIMER . . . . .                      | .165   |
| JACK POINT . . . . .                                    | .108   | KNOB PRIMER . . . . .                      | .166   |
| JACK-HEADSET-SEE CESSNA ELECTRONICS MANUAL . . . . .    |        | KNOB SEAT ADJUST . . . . .                 | .93    |
| JACK-MICROPHONE-SEE CESSNA ELECTRONICS MANUAL . . . . . |        | KNOB SEAT ADJUSTMENT . . . . .             | .96    |
| JAMB BAGGAGE DOOR . . . . .                             | .49    | KNOB SILENCER . . . . .                    | .139   |
| JOINT UNIVERSAL . . . . .                               | .147   | KNOB THUMB LATCH . . . . .                 | .74    |
| JOINT UNIVERSAL . . . . .                               | .148   | KNOB-SEE INDIVIDUAL APPLICATIONS . . . . . |        |
| <b>K</b>  |        | <b>L</b>                                   |        |
| KICK PLATE . . . . .                                    | .84    | LAMP . . . . .                             | .4     |
| KIT BATTERY . . . . .                                   | .190   | LAMP . . . . .                             | .193   |
| KIT BATTERY . . . . .                                   | .191   | LAMP . . . . .                             | .194   |
| KIT BATTERY . . . . .                                   | .192   | LAMP . . . . .                             | .195   |
| KIT IGNITION SWITCH . . . . .                           | .99    | LAMP . . . . .                             | .197   |
| KIT IGNITION SWITCH . . . . .                           | .100   | LAMP . . . . .                             | .198   |
| KIT IGNITION SWITCH . . . . .                           | .102   | LAMP . . . . .                             | .199   |
| KIT IGNITION SWITCH . . . . .                           | .103   | LAMP . . . . .                             | .201   |
| KIT IGNITION SWITCH . . . . .                           | .104   | LAMP . . . . .                             | .202   |
| KIT IGNITION SWITCH . . . . .                           | .105   | LAMP TAIL LIGHT . . . . .                  | .23    |
| KIT IGNITION SWITCH . . . . .                           | .106   | LAMPS-SEE BULBS . . . . .                  |        |
| KIT SEAT RÖLLER . . . . .                               | .87    | LAMPS-SEE LIGHTS . . . . .                 |        |
| KIT SEAT RÖLLER . . . . .                               | .88    | LANDING GEAR BULKHEAD . . . . .            | .46    |
| KIT SEAT RÖLLER . . . . .                               | .89    | LANDING GEAR BULKHEAD . . . . .            | .47    |
| KIT SEAT RÖLLER . . . . .                               | .90    | LANDING GEAR BULKHEAD SKIN . . . . .       | .28    |
| KIT SEAT RÖLLER . . . . .                               | .92    | LANDING GEAR BULKHEAD SKIN . . . . .       | .29    |
| KIT SEAT RÖLLER . . . . .                               | .93    | LANDING GEAR BULKHEAD SKIN . . . . .       | .30    |
| KIT SHOCK MOUNT . . . . .                               | .123   | LANDING GEAR FILLET SEAL . . . . .         | .67    |
| KITS-SEE ACCESSORY KIT CATALOG . . . . .                |        | LANDING GEAR MAIN . . . . .                | .67    |
| KNOB CIGAR LIGHTER . . . . .                            | .102   | LANDING GEAR MAIN . . . . .                | .68    |
| KNOB CIGAR LIGHTER . . . . .                            | .103   | LANDING GEAR SEAL . . . . .                | .67    |
| KNOB CIGAR LIGHTER . . . . .                            | .104   | LANDING GEAR SPRING . . . . .              | .67    |
| KNOB CIGAR LIGHTER . . . . .                            | .105   | LANDING LIGHT . . . . .                    | .196   |
| KNOB CIGAR LIGHTER . . . . .                            | .106   | LANDING LIGHT . . . . .                    | .197   |
|   |        | LANDING LIGHT . . . . .                    | .198   |
|   |        | LANDING LIGHT BRACKET . . . . .            | .10    |
|   |        | LANDING LIGHT BRACKET . . . . .            | .197   |
|   |        | LANDING LIGHT COVER . . . . .              | .4     |

# ALPHABETICAL INDEX

| NOMENCLATURE                        | FIGURE | NOMENCLATURE                          | FIGURE |
|-------------------------------------|--------|---------------------------------------|--------|
| <b>L (Cont)</b>                     |        | <b>L (Cont)</b>                       |        |
| LANDING LIGHT SWITCH . . . . .      | 99     | LIGHTER CIGAR . . . . .               | 104    |
| LANDING LIGHT SWITCH . . . . .      | 100    | LIGHTER CIGAR . . . . .               | 105    |
| LANDING LIGHT SWITCH . . . . .      | 102    | LIGHTER CIGAR . . . . .               | 106    |
| LANDING LIGHT SWITCH . . . . .      | 103    | LIGHTER KNOB . . . . .                | 99     |
| LANDING LIGHT SWITCH . . . . .      | 105    | LIGHTER KNOB . . . . .                | 100    |
| LANDING LIGHT SWITCH KNOB . . . . . | 99     | LIGHTS LANDING . . . . .              | 196    |
| LANDING LIGHT SWITCH KNOB . . . . . | 100    | LIMIT SWITCHES-SEE SWITCHES . . . . . |        |
| LANDING LIGHT SWITCH KNOB . . . . . | 103    | LINES-SEE INDIVIDUAL SYSTEM . . . . . |        |
| LANDING LIGHT SWITCH KNOB . . . . . | 104    | LINING BRAKE . . . . .                | 69     |
| LANDING LIGHT WINDOW . . . . .      | 196    | LINING BRAKE . . . . .                | 71     |
| LANDING LIGHTS . . . . .            | 196    | LINK LOWER TORQUE . . . . .           | 57     |
| LATCH . . . . .                     | 54     | LINK LOWER TORQUE . . . . .           | 58     |
| LATCH . . . . .                     | 97     | LINK PARKING BRAKE CHAIN . . . . .    | 142    |
| LATCH . . . . .                     | 98     | LINK STEERING . . . . .               | 31     |
| LATCH . . . . .                     | 108    | LINK UPPER TORQUE . . . . .           | 57     |
| LATCH . . . . .                     | 124    | LINK UPPER TORQUE . . . . .           | 58     |
| LATCH . . . . .                     | 158    | LOCK CONTROL . . . . .                | 99     |
| LATCH BAGGAGE DOOR . . . . .        | 80     | LOCK CONTROL . . . . .                | 100    |
| LATCH BAGGAGE DOOR . . . . .        | 81     | LOCK CONTROL . . . . .                | 102    |
| LATCH DOOR . . . . .                | 55     | LOCK CONTROL . . . . .                | 108    |
| LATCH DOOR . . . . .                | 68     | LOCK DOOR . . . . .                   | 72     |
| LATCH DOOR . . . . .                | 72     | LOCK DOOR . . . . .                   | 73     |
| LATCH DOOR . . . . .                | 73     | LOCK DOOR . . . . .                   | 80     |
| LATCH DOOR . . . . .                | 74     | LOCK DOOR . . . . .                   | 81     |
| LATCH DOOR . . . . .                | 75     | LOCK MIXTURE CONTROL . . . . .        | 103    |
| LATCH DOOR . . . . .                | 77     | LOWER COWL . . . . .                  | 115    |
| LATCH DOOR . . . . .                | 78     | LOWER COWL . . . . .                  | 116    |
| LATCH DOOR . . . . .                | 118    | LOWER COWL . . . . .                  | 117    |
| LATCH DOOR . . . . .                | 119    | LOWER COWL . . . . .                  | 119    |
| LATCH DOOR . . . . .                | 120    | LOWER COWL . . . . .                  | 120    |
| LATCH THUMB . . . . .               | 74     | LOWER COWL . . . . .                  | 121    |
| LATCH THUMB . . . . .               | 79     | LUBRICATION FITTING . . . . .         | 57     |
| LEAD THERMOCOUPLE . . . . .         | 100    | LUBRICATION FITTING . . . . .         | 58     |
| LEADING EDGE SKIN . . . . .         | 24     |                                       |        |
| LEADING EDGE WING . . . . .         | 10     | <b>M</b>                              |        |
| LEADING EDGE WING . . . . .         | 11     | MAGAZINE POCKET . . . . .             | 87     |
| LEFT WING STRUCTURE . . . . .       | 6      | MAGAZINE POCKET . . . . .             | 88     |
| LEFT WING STRUCTURE . . . . .       | 7      | MAGAZINE POCKET . . . . .             | 90     |
| LEFT WING STRUCTURE . . . . .       | 8      | MAGAZINE POCKET . . . . .             | 91     |
| LEFT WING STRUCTURE . . . . .       | 9      | MAGAZINE POCKET . . . . .             | 93     |
| LENS INSTRUMENT CLUSTER . . . . .   | 104    | MAGNETIC CATCH . . . . .              | 107    |
| LENS STROBE LIGHT . . . . .         | 4      | MAGNETO . . . . .                     | 127    |
| LENS TAIL LIGHT . . . . .           | 23     | MAGNETO . . . . .                     | 128    |
| LENS TAIL LIGHT CLEAR . . . . .     | 23     | MAGNETO DRIVE GEAR . . . . .          | 127    |
| LEVELER COMPONENTS WING . . . . .   | 152    | MAIN GEAR FAIRING . . . . .           | 68     |
| LEVELER COMPONENTS WING . . . . .   | 153    | MAIN GEAR WHEEL . . . . .             | 70     |
| LEVELER WING . . . . .              | 151    | MAIN GEAR WHEEL . . . . .             | 71     |
| LID BATTERY BOX . . . . .           | 53     | MAIN LANDING GEAR . . . . .           | 67     |
| LID GROUND SERVICE PLUG . . . . .   | 192    | MAIN LANDING GEAR . . . . .           | 68     |
| LIGHT CHARGE INDICATOR . . . . .    | 102    | MAIN LANDING GEAR AXLE . . . . .      | 67     |
| LIGHT CONTROL WHEEL MAP . . . . .   | 204    | MAIN LANDING GEAR AXLE . . . . .      | 68     |
| LIGHT COURTESY . . . . .            | 199    | MAIN LANDING GEAR WHEEL . . . . .     | 69     |
| LIGHT FLASHING BEACON . . . . .     | 201    | MANIFOLD DRAIN LINE . . . . .         | 174    |
| LIGHT GENERATOR INDICATOR . . . . . | 99     | MANIFOLD PRESSURE GAGE . . . . .      | 100    |
| LIGHT GENERATOR INDICATOR . . . . . | 100    | MANIFOLD PRESSURE GAGE . . . . .      | 186    |
| LIGHT LANDING . . . . .             | 196    | MAP BOX . . . . .                     | 107    |
| LIGHT LANDING . . . . .             | 197    | MAP BOX DOOR HINGE . . . . .          | 107    |
| LIGHT LANDING . . . . .             | 198    | MAP BOX DOOR KNOB . . . . .           | 107    |
| LIGHT MAP . . . . .                 | 202    | MAP CASE . . . . .                    | 107    |
| LIGHT MAP . . . . .                 | 204    | MAP CASE DOOR . . . . .               | 107    |
| LIGHT OVERVOLTAGE . . . . .         | 106    | MAP COMPARTMENT . . . . .             | 107    |
| LIGHT RUDDER . . . . .              | 23     | MAP LIGHT . . . . .                   | 202    |
| LIGHT STROBE . . . . .              | 4      | MAP LIGHT . . . . .                   | 204    |
| LIGHT WING POSITION . . . . .       | 4      | MAP LIGHT CONTROL WHEEL . . . . .     | 204    |
| LIGHTER CIGAR . . . . .             | 99     | MAP LIGHT SWITCH . . . . .            | 202    |
| LIGHTER CIGAR . . . . .             | 100    |                                       |        |
| LIGHTER CIGAR . . . . .             | 102    |                                       |        |
| LIGHTER CIGAR . . . . .             | 103    |                                       |        |

# ALPHABETICAL INDEX

| NOMENCLATURE                        | FIGURE | NOMENCLATURE  | FIGURE |
|-------------------------------------|--------|---|--------|
| <b>M (Cont)</b>                     |        | <b>N (Cont)</b>                                       |        |
| MAP LIGHT . . . . .                 | .202   | NAMEPLATES . . . . .                                  | 2      |
| MARKER BEACON PLACARD . . . . .     | .106   | NAMEPLATES . . . . .                                  | 3      |
| MASTER BRAKE CYLINDER . . . . .     | .146   | NAMEPLATES & EXTERIOR MARKINGS . . . . .              | 2      |
| MASTER SOLENOID CONTACTOR . . . . . | .192   | NAMEPLATES & EXTERIOR MARKINGS . . . . .              | 3      |
| MASTER SOLENOID SHIELD . . . . .    | .190   | NAV LIGHT DETECTOR . . . . .                          | 4      |
| MASTER SWITCH . . . . .             | 99     | NAV LIGHT SWITCH . . . . .                            | .105   |
| MASTER SWITCH . . . . .             | .100   | NAVIGATION LIGHT FLASHER . . . . .                    | .190   |
| MASTER SWITCH . . . . .             | .102   | NAVIGATION LIGHT FLASHER . . . . .                    | .192   |
| MASTER SWITCH . . . . .             | .103   | NAVIGATION LIGHT SWITCH . . . . .                     | 99     |
| MASTER SWITCH . . . . .             | .104   | NAVIGATION LIGHT SWITCH . . . . .                     | .100   |
| MASTER SWITCH . . . . .             | .105   | NAVIGATION LIGHT SWITCH . . . . .                     | .103   |
| MASTER SWITCH . . . . .             | .106   | NAVIGATION LIGHT SWITCH . . . . .                     | .104   |
| MASTER SWITCH DIODE . . . . .       | .105   | NAVIGATION LIGHT SWITCH KNOB . . . . .                | 99     |
| MASTER SWITCH KNOB . . . . .        | 99     | NAVIGATION LIGHT SWITCH KNOB . . . . .                | .100   |
| MASTER SWITCH KNOB . . . . .        | .100   | NAVIGATION LIGHT SWITCH KNOB . . . . .                | .103   |
| MASTER SWITCH KNOB . . . . .        | .102   | NAVOMATIC AUTO PILOT-SEE ELECTRONICS MANUAL . . . . . |        |
| MASTER SWITCH KNOB . . . . .        | .103   | NECK FILLER . . . . .                                 | 16     |
| MASTER SWITCH KNOB . . . . .        | .104   | NECK FILLER . . . . .                                 | 17     |
| METERING PIN . . . . .              | 57     | NECK FILLER . . . . .                                 | .172   |
| METERING PIN . . . . .              | 58     | NECK FUEL TANK FILLER . . . . .                       | 16     |
| MIKE SWITCH . . . . .               | .148   | NECK FUEL TANK FILLER . . . . .                       | 17     |
| MIRROR & COVER . . . . .            | .108   | NET BAGGAGE . . . . .                                 | 84     |
| MIXTURE CONTROL . . . . .           | 99     | NET BAGGAGE . . . . .                                 | 85     |
| MIXTURE CONTROL . . . . .           | .100   | NIPPLE PRIMING JET . . . . .                          | .122   |
| MIXTURE CONTROL . . . . .           | .102   | NIPPLE PRIMING JET . . . . .                          | .124   |
| MIXTURE CONTROL . . . . .           | .103   | NIPPLE PRIMING JET . . . . .                          | .165   |
| MIXTURE CONTROL . . . . .           | .104   | NIPPLE PRIMING JET . . . . .                          | .166   |
| MIXTURE CONTROL . . . . .           | .105   | NIPPLE PRIMING JET . . . . .                          | .174   |
| MIXTURE CONTROL . . . . .           | .106   | NOISE FILTER . . . . .                                | .191   |
| MIXTURE CONTROL LOCK . . . . .      | .103   | NOISE FILTER . . . . .                                | .203   |
| MOORING EYEBOLT . . . . .           | 31     | NOSE CAP . . . . .                                    | .118   |
| MOORING EYEBOLT . . . . .           | 32     | NOSE CAP . . . . .                                    | .121   |
| MOORING EYEBOLT . . . . .           | 33     | NOSE CAP LOWER . . . . .                              | .115   |
| MOORING EYEBOLT . . . . .           | 52     | NOSE CAP LOWER . . . . .                              | .116   |
| MOORING RING . . . . .              | 21     | NOSE CAP LOWER . . . . .                              | .119   |
| MOTOR FLAP ACTUATOR . . . . .       | .159   | NOSE CAP LOWER . . . . .                              | .120   |
| MOULDING REAR WINDOW . . . . .      | 82     | NOSE CAP LOWER . . . . .                              | .121   |
| MOULDING REAR WINDOW . . . . .      | 83     | NOSE CAP UPPER . . . . .                              | .116   |
| MOULDING SIDE WINDOW . . . . .      | 82     | NOSE CAP UPPER . . . . .                              | .117   |
| MOULDING STABILIZER . . . . .       | 24     | NOSE CAP UPPER . . . . .                              | .119   |
| MOULDING WINDOW . . . . .           | 82     | NOSE CAP UPPER . . . . .                              | .120   |
| MOULDING WINDOW . . . . .           | 83     | NOSE GEAR . . . . .                                   | 55     |
| MOUNT ENGINE . . . . .              | 39     | NOSE GEAR . . . . .                                   | 56     |
| MOUNT ENGINE . . . . .              | 40     | NOSE GEAR FITTING . . . . .                           | 31     |
| MOUNT ENGINE . . . . .              | 42     | NOSE GEAR FITTING . . . . .                           | 32     |
| MOUNT ENGINE . . . . .              | .123   | NOSE GEAR FITTING . . . . .                           | 33     |
| MOUNT ENGINE . . . . .              | .125   | NOSE GEAR HEAVY DUTY . . . . .                        | 56     |
| MOUNT ENGINE . . . . .              | .126   | NOSE GEAR LOWER FITTING . . . . .                     | 31     |
| MOUNT SHOCK . . . . .               | 40     | NOSE GEAR LOWER FITTING . . . . .                     | 32     |
| MOUNT SHOCK . . . . .               | 41     | NOSE GEAR LOWER FITTING . . . . .                     | 33     |
| MOUNT SHOCK . . . . .               | .101   | NOSE GEAR SHOCK STRUT PLACARD . . . . .               | 2      |
| MOUNT SHOCK . . . . .               | .103   | NOSE GEAR SHOCK STRUT PLACARD . . . . .               | 3      |
| MOUNT SHOCK . . . . .               | .104   | NOSE GEAR STEERING ARM . . . . .                      | 57     |
| MOUNT SHOCK . . . . .               | .126   | NOSE GEAR STEERING ARM . . . . .                      | 58     |
| MOUNT TAIL LIGHT . . . . .          | 23     | NOSE GEAR UPPER FITTING . . . . .                     | 31     |
| MUFFLER . . . . .                   | .131   | NOSE GEAR UPPER FITTING . . . . .                     | 32     |
| MUFFLER . . . . .                   | .132   | NOSE GEAR UPPER FITTING . . . . .                     | 33     |
| <b>N</b>                            |        | NOSE GEAR WHEEL . . . . .                             | 59     |
| NAME PLATE M.A.A. . . . .           | 27     | NOSE GEAR WHEEL . . . . .                             | 60     |
| NAMEPLATE . . . . .                 | 2      | NOSE GEAR WHEEL . . . . .                             | 61     |
| NAMEPLATE . . . . .                 | .130   | NOSE GEAR WHEEL . . . . .                             | 62     |
| NAMEPLATE CESSNA . . . . .          | 2      | NOSE GEAR YOKE . . . . .                              | 58     |
| NAMEPLATE CONTROL WHEEL . . . . .   | 2      | NOSECAP . . . . .                                     | .117   |
| NAMEPLATE CONTROL WHEEL . . . . .   | 3      | NOSECAP . . . . .                                     | .118   |
|                                     |        | NOZZLE DEFROSTER . . . . .                            | .141   |
|                                     |        | NUMERICAL INDEX-SEE LAST SECTION IN CATALOG . . . . . |        |
|                                     |        | NUT WHEEL FAIRING SUPPORT . . . . .                   | 57     |

# ALPHABETICAL INDEX

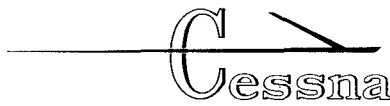
| NOMENCLATURE                              | FIGURE       | NOMENCLATURE                             | FIGURE |
|---|--------------|--|--------|
| <b>O</b>                                  |              | <b>P (Cont)</b>                          |        |
| OIL COOLER . . . . .                      | .123         | PANEL BAGGAGE COMPARTMENT . . . . .      | 84     |
| OIL COOLER . . . . .                      | .187         | PANEL BAGGAGE COMPARTMENT . . . . .      | 85     |
| OIL COOLER PLATE . . . . .                | .137         | PANEL BAGGAGE DOOR . . . . .             | 84     |
| OIL FILTER . . . . .                      | .163         | PANEL EQUIPMENT INSTRUMENT . . . . .     | .102   |
| OIL FILTER . . . . .                      | .164         | PANEL EQUIPMENT INSTRUMENT . . . . .     | .103   |
| OIL FILTER . . . . .                      | .187         | PANEL EQUIPMENT INSTRUMENT . . . . .     | .104   |
| OIL FILTER ADAPTER . . . . .              | .163         | PANEL EQUIPMENT INSTRUMENT . . . . .     | .105   |
| OIL FILTER ADAPTER . . . . .              | .164         | PANEL EQUIPMENT INSTRUMENT . . . . .     | .106   |
| OIL FILTER FULL FLOW . . . . .            | .187         | PANEL INSTRUMENT . . . . .               | .102   |
| OIL FILTER PLACARD . . . . .              | 2            | PANEL INSTRUMENT . . . . .               | .103   |
| OIL FILTER PLACARD . . . . .              | 3            | PANEL LIGHT INSTRUMENT . . . . .         | .193   |
| OIL FILTER PLACARD . . . . .              | .163         | PANEL LIGHT INSTRUMENT . . . . .         | .194   |
| OIL FILTER PLACARD . . . . .              | .164         | PANEL LIGHT INSTRUMENT . . . . .         | .195   |
| OIL FILTER PLACARD . . . . .              | .187         | PANEL REMOVABLE . . . . .                | .105   |
| OIL GAGE . . . . .                        | .104         | PANEL REMOVABLE . . . . .                | .106   |
| OIL GAGE . . . . .                        | .128         | PANEL SHOCK . . . . .                    | .102   |
| OIL LINE . . . . .                        | .100         | PANEL SHOCK . . . . .                    | .103   |
| OIL LINE . . . . .                        | .123         | PANEL SHOCK . . . . .                    | .104   |
| OIL PRESSURE GAGE . . . . .               | 99           | PANEL SHOCK . . . . .                    | .105   |
| OIL PRESSURE GAGE . . . . .               | .100         | PANEL SHOCK . . . . .                    | .106   |
| OIL PRESSURE GAGE . . . . .               | .102         | PANEL SHOCK MOUNTED . . . . .            | .101   |
| OIL PRESSURE GAGE . . . . .               | .103         | PANEL SHOCK MOUNTED INSTRUMENT . . . . . | .101   |
| OIL PRESSURE GAGE . . . . .               | .106         | PANEL SOUNDPROOFING . . . . .            | 86     |
| OIL PRESSURE HOSE . . . . .               | .123         | PANEL STATIONARY . . . . .               | 99     |
| OIL PRESSURE LINE . . . . .               | 99           | PANEL STATIONARY . . . . .               | .100   |
| OIL PRESSURE LINE . . . . .               | .123         | PANEL STATIONARY . . . . .               | .102   |
| OIL PRESSURE LINE . . . . .               | .125         | PANEL STATIONARY . . . . .               | .103   |
| OIL PRESSURE LINE . . . . .               | .126         | PANEL STATIONARY . . . . .               | .104   |
| OIL PRESSURE SWITCH . . . . .             | .123         | PANEL STATIONARY . . . . .               | .105   |
| OIL PRESSURE SWITCH . . . . .             | .125         | PANEL STATIONARY . . . . .               | .106   |
| OIL QUICK DRAIN VALVE . . . . .           | .123         | PANEL STATIONARY COVER . . . . .         | 99     |
| OIL QUICK DRAIN VALVE . . . . .           | .125         | PANEL STATIONARY COVER . . . . .         | .100   |
| OIL SEPARATOR . . . . .                   | .180         | PANEL UPHOLSTERY . . . . .               | 72     |
| OIL SEPARATOR . . . . .                   | .181         | PANEL UPHOLSTERY . . . . .               | 73     |
| OIL SEPARATOR . . . . .                   | .182         | PANEL UPHOLSTERY . . . . .               | 74     |
| OIL SEPARATOR . . . . .                   | .183         | PANEL UPHOLSTERY . . . . .               | 75     |
| OIL SEPARATOR . . . . .                   | .184         | PANEL UPHOLSTERY . . . . .               | 76     |
| OIL TEMP GAGE . . . . .                   | .102         | PARKING BRAKE . . . . .                  | .142   |
| OIL TEMP GAGE . . . . .                   | .106         | PARKING BRAKE . . . . .                  | .143   |
| OIL TEMPERATURE ADAPTER . . . . .         | .125         | PARKING BRAKE . . . . .                  | .144   |
| OIL TEMPERATURE ADAPTER . . . . .         | .126         | PARKING BRAKE CHAIN LINK . . . . .       | .142   |
| OIL TEMPERATURE ADAPTOR . . . . .         | .123         | PARKING BRAKE CONTROL . . . . .          | 99     |
| OIL TEMPERATURE GAGE . . . . .            | 99           | PARKING BRAKE CONTROL . . . . .          | .100   |
| OIL TEMPERATURE GAGE . . . . .            | .100         | PARKING BRAKE CONTROL . . . . .          | .142   |
| OIL TEMPERATURE GAGE . . . . .            | .102         | PARKING BRAKE HANDLE . . . . .           | .142   |
| OIL TEMPERATURE GAGE . . . . .            | .103         | PARKING BRAKE HANDLE . . . . .           | .143   |
| OIL TEMPERATURE GAGE . . . . .            | .104         | PARKING BRAKE HANDLE . . . . .           | .144   |
| OIL TEMPERATURE GAGE ADAPTER . . . . .    | .125         | PARKING BRAKE SPRING . . . . .           | .146   |
| OPERATIONAL LIMITATIONS PLACARD . . . . . | 2            | PAWL SEAT ADJUSTMENT . . . . .           | 87     |
| OPERATIONAL LIMITATIONS PLACARD . . . . . | 3            | PAWL SEAT ADJUSTMENT . . . . .           | 90     |
| OUTBOARD AUXILIARY SPAR . . . . .         | 12           | PAWL SEAT BACK . . . . .                 | 88     |
| OUTSIDE AIR DOOR . . . . .                | 31           | PAWL SEAT BACK . . . . .                 | 89     |
| OUTSIDE AIR DOOR . . . . .                | 32           | PAWL SEAT BACK . . . . .                 | 96     |
| OUTSIDE AIR DOOR . . . . .                | 33           | PEDAL BRAKE . . . . .                    | .145   |
| OUTSIDE AIR TEMPERATURE GAGE . . . . .    | .108         | PEDAL BRAKE & RUDDER . . . . .           | .145   |
| OUTSIDE AIR VENT . . . . .                | .138         | PEDAL RUDDER . . . . .                   | .145   |
| OUTSIDE AIR VENT . . . . .                | .139         | PEDESTAL . . . . .                       | 93     |
| OVERVOLTAGE LIGHT . . . . .               | .106         | PEDESTAL . . . . .                       | 94     |
| OVERVOLTAGE SENSOR . . . . .              | .191         | PILOT & CO PILOT SEAT . . . . .          | 87     |
|   |              | PILOT & CO PILOT SEAT . . . . .          | 88     |
|   |              | PILOT & CO PILOT SEAT . . . . .          | 89     |
|   |              | PILOT SEAT . . . . .                     | 87     |
|   |              | PILOT SEAT . . . . .                     | 88     |
|   |              | PILOT SEAT . . . . .                     | 89     |
|   |              | PILOT SEAT . . . . .                     | 91     |
|   |              | PILOTS CHECK LIST . . . . .              | 3      |
|   |              | PIN BASE PLUG . . . . .                  | 57     |
|   |              | PIN BASE PLUG . . . . .                  | 58     |
| <b>P</b>                                  |              |  |        |
| PAD CONTROL WHEEL . . . . .               | .148         |  |        |
| PAD JACK . . . . .                        | .108         |  |        |
| PAINT-SEE FINISH & TRIM PLATE . . . . .   | SEE PAGE vi  |  |        |
| PAINTED PARTS-HOW TO ORDER . . . . .      | SEE PAGE xix |  |        |

# ALPHABETICAL INDEX

| NOMENCLATURE                        | FIGURE | NOMENCLATURE                                   | FIGURE |
|-------------------------------------|--------|--|--------|
| <b>P (Cont)</b>                     |        | <b>P (Cont)</b>                                |        |
| PIN METERING . . . . .              | 57     | PRIMER KNOB . . . . .                          | .103   |
| PIN METERING . . . . .              | 58     | PRIMER KNOB . . . . .                          | .104   |
| PIN SEAT ADJUSTMENT . . . . .       | 87     | PRIMER KNOB . . . . .                          | .165   |
| PIN SEAT ADJUSTMENT . . . . .       | 88     | PRIMER KNOB . . . . .                          | .166   |
| PIN SEAT ADJUSTMENT . . . . .       | 90     | PRIMER LINE . . . . .                          | .122   |
| PISTON MASTER CYLINDER . . . . .    | .146   | PRIMER LINE . . . . .                          | .124   |
| PITOT HEAT SWITCH . . . . .         | .103   | PRIMER LINE . . . . .                          | .166   |
| PITOT HEAT SWITCH . . . . .         | .104   | PRIMER LINE . . . . .                          | .167   |
| PITOT HEAT SWITCH . . . . .         | .105   | PRIMER LINE . . . . .                          | .168   |
| PITOT HEAT SWITCH KNOB . . . . .    | .103   | PRIMER LINE . . . . .                          | .174   |
| PITOT LINE . . . . .                | .161   | PRIMER THREE CYLINDER FUEL . . . . .           | .173   |
| PITOT SYSTEM . . . . .              | .161   | PRIMER ZINC CHROMATE . . . . .                 | 1      |
| PITOT TUBE . . . . .                | 11     | PRIMING SYSTEM SIX CYLINDER . . . . .          | .174   |
| PITOT TUBE . . . . .                | .161   | PROPELLER . . . . .                            | .111   |
| PLACARDS SEE FIG 2 . . . . .        |        | PROPELLER . . . . .                            | .112   |
| PLATE BAGGAGE DOOR LATCH . . . . .  | 80     | PROPELLER . . . . .                            | .113   |
| PLATE BAGGAGE DOOR LATCH . . . . .  | 81     | PROPELLER . . . . .                            | .114   |
| PLATE KICK . . . . .                | 84     | PROPELLER . . . . .                            | .187   |
| PLATE M.A.A. NAME . . . . .         | 27     | PROPELLER CONTROL . . . . .                    | .100   |
| PLATE OIL COOLER . . . . .          | .137   | PROPELLER GOVERNOR . . . . .                   | .126   |
| PLATE PRESSURE . . . . .            | 70     | PROPELLER GOVERNOR . . . . .                   | .129   |
| PLATE PRESSURE . . . . .            | 71     | PROPELLER GOVERNOR . . . . .                   | .130   |
| PLATE SCUFF . . . . .               | 80     | PROPELLER PITCH CONTROL . . . . .              | .124   |
| PLATE SCUFF . . . . .               | 81     | PROVISIONS HOISTING . . . . .                  | .187   |
| PLATE STRIKE . . . . .              | 44     | PULLEYS-SEE APPLICABLE SYSTEM . . . . .        |        |
| PLATE STRIKE . . . . .              | 49     | PUMP FUEL . . . . .                            | .128   |
| PLATE STRIKER . . . . .             | 72     | PUMP VACUUM . . . . .                          | .128   |
| PLATE STRIKER . . . . .             | 73     | PUMP VACUUM . . . . .                          | .180   |
| PLATE STRIKER . . . . .             | 76     | PUMP VACUUM . . . . .                          | .181   |
| PLUG HEATING . . . . .              | 99     | PUMP VACUUM . . . . .                          | .184   |
| PLUG HEATING . . . . .              | 100    | PUMP VACUUM . . . . .                          | .185   |
| PLUG HEATING . . . . .              | 102    | PUSH ROD DOOR LATCH . . . . .                  | 78     |
| PLUG PIN BASE . . . . .             | 57     |  |        |
| PLUG PIN BASE . . . . .             | 58     | <b>R</b>                                       |        |
| PLUG SPARK . . . . .                | .125   | RADIO COVER . . . . .                          | .103   |
| PLUG SPARK . . . . .                | .126   | RADIO COVER . . . . .                          | .104   |
| PLUG SPARK . . . . .                | .127   | RADIO COVER . . . . .                          | .105   |
| PLUG SPARK . . . . .                | .128   | RADIO COVER . . . . .                          | .106   |
| POCKET MAGAZINE . . . . .           | 87     | RADIO CUTOUT COVER . . . . .                   | .102   |
| POCKET MAGAZINE . . . . .           | 88     | RADIO SHELF . . . . .                          | 49     |
| POCKET MAGAZINE . . . . .           | 90     | RADIOS-SEE CESSNA ELECTRONICS MANUAL . . . . . |        |
| POCKET MAGAZINE . . . . .           | 91     | REAR ARM REST SUPPORT . . . . .                | 49     |
| POCKET MAGAZINE . . . . .           | 93     | REAR SEAT . . . . .                            | 95     |
| POINT JACK . . . . .                | .108   | REAR SEAT . . . . .                            | 96     |
| PORTABLE STRETCHER . . . . .        | .109   | REAR SEAT BACK . . . . .                       | 95     |
| POSITION TRANSMITTER FLAP . . . . . | .159   | REAR SEAT BELT . . . . .                       | 95     |
| POWER RELAY . . . . .               | .190   | REAR SEAT BOTTOM . . . . .                     | 95     |
| POWER RELAY . . . . .               | .191   | REAR SEAT COVER . . . . .                      | 95     |
| POWER SEAT . . . . .                | 92     | REAR SEAT VENTS . . . . .                      | .138   |
| POWER SUPPLY STROBE LIGHT . . . . . | .191   | REAR SPAR . . . . .                            | 12     |
| PRESSURE GAGE MANIFOLD . . . . .    | .186   | REAR SPAR . . . . .                            | 24     |
| PRESSURE PLATE . . . . .            | 70     | REAR VIEW MIRROR . . . . .                     | .108   |
| PRESSURE PLATE . . . . .            | 71     | REAR WINDOW . . . . .                          | 49     |
| PRESSURE SWITCH OIL . . . . .       | .125   | REAR WINDOW MOULDING . . . . .                 | 82     |
| PRIMER . . . . .                    | 1      | REAR WINDOW MOULDING . . . . .                 | 83     |
| PRIMER . . . . .                    | 99     | REAR WINDOW RETAINER . . . . .                 | 49     |
| PRIMER . . . . .                    | 100    | REAR WINDOW SEALER . . . . .                   | 49     |
| PRIMER . . . . .                    | 102    | RECEIVER ASH . . . . .                         | 87     |
| PRIMER . . . . .                    | 103    | RECEIVER ASH . . . . .                         | 88     |
| PRIMER . . . . .                    | 104    | RECEIVER ASH . . . . .                         | 90     |
| PRIMER DISTRIBUTOR . . . . .        | .174   | RECEIVER ASH . . . . .                         | 91     |
| PRIMER ENGINE . . . . .             | .105   | RECEIVER ASH . . . . .                         | 93     |
| PRIMER ENGINE . . . . .             | .165   | RECEIVER SEAT BACK ASH . . . . .               | 87     |
| PRIMER ENGINE . . . . .             | .166   | RECEIVER SEAT BACK ASH . . . . .               | 88     |
| PRIMER FUEL . . . . .               | .173   | RECEIVER SEAT BACK ASH . . . . .               | 90     |
| PRIMER KNOB . . . . .               | 99     |  |        |
| PRIMER KNOB . . . . .               | .100   |  |        |
| PRIMER KNOB . . . . .               | .102   |  |        |

# ALPHABETICAL INDEX

| NOMENCLATURE                              | FIGURE | NOMENCLATURE                              | FIGURE |
|---|--------|---|--------|
| <b>R (Cont)</b>                           |        | <b>R (Cont)</b>                           |        |
| RECEPTACLE GROUND SERVICE PLUG . . . . .  | .190   | RING TRUE AIRSPEED . . . . .              | .105   |
| RECEPTACLE GROUND SERVICE PLUG . . . . .  | .191   | RING TRUE AIRSPEED . . . . .              | .106   |
| RECEPTACLE GROUND SERVICE PLUG . . . . .  | .192   | RIVET SET KIT . . . . .                   | 71     |
| RECEPTACLE GROUND SERVICE PLUG . . . . .  | .205   | ROD AILERON PUSH PULL . . . . .           | 19     |
| RECLINING ADJUSTMENT HANDLE . . . . .     | 87     | ROD AILERON PUSH PULL . . . . .           | .149   |
| RECLINING ADJUSTMENT HANDLE . . . . .     | 88     | ROD AILERON PUSH PULL . . . . .           | .150   |
| RECLINING ADJUSTMENT HANDLE . . . . .     | 89     | ROD DOOR LATCH PUSH . . . . .             | 78     |
| RECLINING ADJUSTMENT HANDLE . . . . .     | 90     | ROD FLAP PUSH . . . . .                   | 20     |
| RECORDING TACHOMETER . . . . .            | 99     | ROD FLAP PUSH PULL . . . . .              | 20     |
| RECORDING TACHOMETER . . . . .            | 100    | ROLLER FLAP ATTACHMENT . . . . .          | 20     |
| REFLECTOR . . . . .                       | .193   | ROLLER KIT SEAT . . . . .                 | 93     |
| REFLECTOR . . . . .                       | .194   | ROTARY CLUTCH . . . . .                   | 49     |
| REFLECTOR . . . . .                       | .195   | ROTATING BEACON . . . . .                 | .200   |
| REGULATOR VOLTAGE . . . . .               | .127   | ROTATING BEACON TIP . . . . .             | .200   |
| REGULATOR VOLTAGE . . . . .               | .128   | RUBBER SHOCK MOUNT . . . . .              | .124   |
| REGULATOR VOLTAGE . . . . .               | .190   | RUDDER . . . . .                          | 23     |
| REGULATOR VOLTAGE . . . . .               | .191   | RUDDER . . . . .                          | .188   |
| REGULATOR VOLTAGE . . . . .               | .192   | RUDDER BAR SHIELD . . . . .               | 84     |
| RELAY POWER . . . . .                     | .190   | RUDDER BAR SHIELD . . . . .               | 85     |
| RELAY POWER . . . . .                     | .191   | RUDDER CONTROL SYSTEM . . . . .           | .160   |
| RELAY SPLIT BUS BAR . . . . .             | .191   | RUDDER LIGHT . . . . .                    | 23     |
| RELIEF VALVE . . . . .                    | .129   | RUDDER PEDAL . . . . .                    | .145   |
| RELIEF VALVE . . . . .                    | .179   | RUDDER TIP . . . . .                      | 23     |
| RELIEF VALVE . . . . .                    | .180   | RUDDER WEIGHT . . . . .                   | 23     |
| RELIEF VALVE . . . . .                    | .181   |   |        |
| RELIEF VALVE . . . . .                    | .182   | <b>S</b>                                  |        |
| RELIEF VALVE . . . . .                    | .183   | SAFETY BELT . . . . .                     | 95     |
| RELIEF VALVE . . . . .                    | .184   | SAFETY BELT . . . . .                     | 97     |
| RELIEF VALVE . . . . .                    | .185   | SAFETY BELT . . . . .                     | 98     |
| RELIEF VALVE FILTER . . . . .             | .180   | SAFETY BELT . . . . .                     | .108   |
| RELIEF VALVE FILTER . . . . .             | .181   | SAFETY BELT FRONT SEAT . . . . .          | .108   |
| REMOVABLE PANEL . . . . .                 | .105   | SAFETY BELT-ALSO SEE SEAT BELTS . . . . . |        |
| REMOVABLE PANEL . . . . .                 | .106   | SCOOP AIR . . . . .                       | 11     |
| RESISTOR . . . . .                        | .105   | SCOOP AIR . . . . .                       | .115   |
| RESISTOR . . . . .                        | .106   | SCOOP AIR . . . . .                       | .116   |
| RESISTOR . . . . .                        | .201   | SCOOP AIR . . . . .                       | .117   |
| RESTRICTOR VALVE . . . . .                | .152   | SCOOP AIR . . . . .                       | .118   |
| RESTRICTOR VALVE . . . . .                | .153   | SCOOP AIR . . . . .                       | .119   |
| RETAINER COMPASS CARD . . . . .           | .101   | SCOOP AIR . . . . .                       | .120   |
| RETAINER COMPASS CARD . . . . .           | .102   | SCOOP AIR . . . . .                       | .121   |
| RETAINER HEADLINER . . . . .              | 28     | SCOOP CABIN AIR VENT . . . . .            | 10     |
| RETAINER HEADLINER . . . . .              | 29     | SCRAPER FAIRING . . . . .                 | 67     |
| RETAINER HEADLINER . . . . .              | 83     | SCRAPER FAIRING . . . . .                 | 68     |
| RETAINER INSTRUMENT PANEL COVER . . . . . | 82     | SCRAPER WHEEL FAIRING . . . . .           | 68     |
| RETAINER REAR WINDOW . . . . .            | 49     | SCREEN VENT . . . . .                     | 82     |
| RETAINER SEAT BOTTOM . . . . .            | 87     | SCUFF PLATE . . . . .                     | 80     |
| RETAINER SEAT BOTTOM . . . . .            | 88     | SCUFF PLATE . . . . .                     | 81     |
| RETAINER SEAT BOTTOM . . . . .            | 89     | SEAL BAFFLE . . . . .                     | .134   |
| RETAINER SEAT BOTTOM . . . . .            | 91     | SEAL BAFFLE . . . . .                     | .135   |
| RETAINER WINDOW . . . . .                 | 74     | SEAL CARBURETOR AIR FILTER . . . . .      | .123   |
| RETAINER WINDOW . . . . .                 | 75     | SEAL CARBURETOR AIR FILTER . . . . .      | .125   |
| RETAINER WINDSHIELD . . . . .             | 34     | SEAL FELT GREASE . . . . .                | 60     |
| RETAINER WINDSHIELD . . . . .             | 35     | SEAL FELT GREASE . . . . .                | 61     |
| RETAINER WINDSHIELD TOP . . . . .         | 28     | SEAL FELT GREASE . . . . .                | 62     |
| RETAINER WINDSHIELD TOP . . . . .         | 29     | SEAL FELT GREASE . . . . .                | 63     |
| RETAINER WINDSHIELD TOP . . . . .         | 30     | SEAL FELT GREASE . . . . .                | 71     |
| RETAINER WINDSHIELD TOP . . . . .         | 48     | SEAL LANDING GEAR . . . . .               | 67     |
| RHEOSTAT . . . . .                        | .101   | SEAL LANDING GEAR FILLET . . . . .        | 67     |
| RHEOSTAT . . . . .                        | .193   | SEAL WINDOW . . . . .                     | 49     |
| RIBS-SEE APPLICABLE STRUCTURE . . . . .   |        | SEALANT . . . . .                         | 1      |
| RIGHT WING STRUCTURE . . . . .            | 6      | SEALER REAR WINDOW . . . . .              | 49     |
| RIGHT WING STRUCTURE . . . . .            | 7      | SEAT AUXILIARY . . . . .                  | 97     |
| RIGHT WING STRUCTURE . . . . .            | 8      | SEAT AUXILIARY . . . . .                  | 98     |
| RIGHT WING STRUCTURE . . . . .            | 9      | SEAT BACK CAM . . . . .                   | 91     |
| RING MOORING . . . . .                    | 21     | SEAT BACK CAM . . . . .                   | 95     |
| RING TRUE AIRSPEED . . . . .              | .102   |   |        |
| RING TRUE AIRSPEED . . . . .              | .103   |   |        |
| RING TRUE AIRSPEED . . . . .              | .104   |   |        |



# ALPHABETICAL INDEX

| NOMENCLATURE   | FIGURE | NOMENCLATURE                                | FIGURE |
|--|--------|---|--------|
| <b>S(Cont)</b>                                       |        | <b>S(Cont)</b>                              |        |
| SEAT BACK COVERS-SEE APPLICABLE SEAT . . . . .       |        | SHAFT FUEL SELECTOR . . . . .               | .168   |
| SEAT BACK CUSHION-SEE APPLICABLE SEAT . . . . .      |        | SHAFT FUEL SELECTOR VALVE . . . . .         | .165   |
| SEAT BACK HEADREST . . . . .                         | 88     | SHAFT TACHOMETER . . . . .                  | .123   |
| SEAT BACK HEADREST . . . . .                         | 90     | SHAFT TACHOMETER DRIVE . . . . .            | .99    |
| SEAT BACK HEADREST . . . . .                         | 95     | SHAFT TACHOMETER DRIVE . . . . .            | .100   |
| SEAT BACK HEADREST . . . . .                         | 96     | SHAFT TACHOMETER DRIVE . . . . .            | .102   |
| SEAT BACK PAWL . . . . .                             | 88     | SHAFT TACHOMETER DRIVE . . . . .            | .103   |
| SEAT BACK PAWL . . . . .                             | 89     | SHAFT TACHOMETER DRIVE . . . . .            | .104   |
| SEAT BACK PAWL . . . . .                             | 96     | SHAFT TACHOMETER DRIVE . . . . .            | .105   |
| SEAT BACK-SEE INDIVIDUAL SEAT . . . . .              |        | SHAFT TACHOMETER DRIVE . . . . .            | .106   |
| SEAT BELT . . . . .                                  | 88     | SHELF BAGGAGE . . . . .                     | 82     |
| SEAT BELT FITTING . . . . .                          | 87     | SHELF BAGGAGE . . . . .                     | 83     |
| SEAT BELT FITTING . . . . .                          | 88     | SHELF RADIO . . . . .                       | 49     |
| SEAT BELT FITTING . . . . .                          | 89     | SHIELD CONTROL TEE . . . . .                | 84     |
| SEAT BELT REAR . . . . .                             | 108    | SHIELD COURTESY LIGHT . . . . .             | .199   |
| SEAT BOTTOM-SEE INDIVIDUAL SEAT . . . . .            |        | SHIELD DOORPOST . . . . .                   | 83     |
| SEAT CO PILOT . . . . .                              | 91     | SHIELD MASTER SOLENOID . . . . .            | .190   |
| SEAT FRONT . . . . .                                 | 93     | SHIMMY DAMPENER . . . . .                   | 64     |
| SEAT FRONT . . . . .                                 | 94     | SHIMMY DAMPENER . . . . .                   | 65     |
| SEAT PILOT . . . . .                                 | 87     | SHIMMY DAMPENER . . . . .                   | 66     |
| SEAT PILOT . . . . .                                 | 88     | SHOCK MOUNT . . . . .                       | 40     |
| SEAT PILOT . . . . .                                 | 89     | SHOCK MOUNT . . . . .                       | 41     |
| SEAT PILOT . . . . .                                 | 91     | SHOCK MOUNT . . . . .                       | .101   |
| SEAT PILOT & CO PILOT . . . . .                      | 87     | SHOCK MOUNT . . . . .                       | .103   |
| SEAT PILOT & CO PILOT . . . . .                      | 88     | SHOCK MOUNT . . . . .                       | .104   |
| SEAT PILOT & CO PILOT . . . . .                      | 89     | SHOCK MOUNT . . . . .                       | .126   |
| SEAT POWER . . . . .                                 | 92     | SHOCK MOUNT KIT . . . . .                   | .123   |
| SEAT RAIL INBOARD . . . . .                          | 28     | SHOCK MOUNT RUBBER . . . . .                | .124   |
| SEAT RAIL INBOARD . . . . .                          | 29     | SHOCK MOUNTED INSTRUMENT PANEL . . . . .    | .101   |
| SEAT RAIL OUTBOARD . . . . .                         | 28     | SHOCK MOUNTED PANEL . . . . .               | .101   |
| SEAT RAIL OUTBOARD . . . . .                         | 29     | SHOCK MOUNTED PANEL COVER . . . . .         | .101   |
| SEAT REAR . . . . .                                  | 95     | SHOCK PANEL . . . . .                       | .102   |
| SEAT REAR . . . . .                                  | 96     | SHOCK PANEL . . . . .                       | .103   |
| SEAT ROLLER KIT . . . . .                            | 87     | SHOCK PANEL . . . . .                       | .104   |
| SEAT ROLLER KIT . . . . .                            | 88     | SHOCK PANEL . . . . .                       | .105   |
| SEAT ROLLER KIT . . . . .                            | 89     | SHOCK PANEL . . . . .                       | .106   |
| SEAT ROLLER KIT . . . . .                            | 90     | SHOCK PANEL COVER . . . . .                 | .102   |
| SEAT ROLLER KIT . . . . .                            | 92     | SHOCK PANEL COVER . . . . .                 | .103   |
| SEAT STOP . . . . .                                  | 87     | SHOCK PANEL COVER . . . . .                 | .104   |
| SEAT STOP . . . . .                                  | 88     | SHOCK PANEL COVER . . . . .                 | .105   |
| SEAT STOP . . . . .                                  | 89     | SHOCK PANEL COVER . . . . .                 | .106   |
| SEAT STOP . . . . .                                  | 90     | SHOCK STRUT LOWER . . . . .                 | 57     |
| SEAT STOP . . . . .                                  | 91     | SHOCK STRUT NOSE GEAR . . . . .             | 57     |
| SEAT STOP . . . . .                                  | 93     | SHOULDER HARNESS . . . . .                  | .108   |
| SEAT STOP . . . . .                                  | 94     | SHOULDER HARNESS HOOK . . . . .             | .108   |
| SEAT STOP-SEE INDIVIDUAL SEAT INSTALLATION . . . . . |        | SHROUD . . . . .                            | .123   |
| SEAT VERTICALLY ADJUSTABLE . . . . .                 | 90     | SHROUD . . . . .                            | .131   |
| SENSITIVE ALTIMETER . . . . .                        | .103   | SHROUD . . . . .                            | .132   |
| SENSITIVE ALTIMETER . . . . .                        | .104   | SHROUD . . . . .                            | .141   |
| SENSITIVE ALTIMETER . . . . .                        | .105   | SHROUD . . . . .                            | .203   |
| SENSOR OVERVOLTAGE . . . . .                         | .191   | SHROUD FUEL STRAINER . . . . .              | .166   |
| SEPARATOR OIL . . . . .                              | .180   | SIDE AIR VENT DOOR . . . . .                | .138   |
| SEPARATOR OIL . . . . .                              | .181   | SIDE AIR VENT DOOR . . . . .                | .139   |
| SEPARATOR OIL . . . . .                              | .182   | SIDE BAFFLE . . . . .                       | .133   |
| SEPARATOR OIL . . . . .                              | .183   | SIDE BAFFLE . . . . .                       | .136   |
| SEPARATOR OIL . . . . .                              | .184   | SIDE WINDOW . . . . .                       | 49     |
| SERVICE PLUG GROUND . . . . .                        | .190   | SILENCER ESCUTCHEON . . . . .               | .139   |
| SERVICE PLUG GROUND . . . . .                        | .191   | SILENCER FRESH AIR . . . . .                | .139   |
| SERVICE PLUG GROUND . . . . .                        | .192   | SILENCER FRESH AIR VENT . . . . .           | .139   |
| SERVICE PLUG GROUND . . . . .                        | .205   | SILENCER KNOB . . . . .                     | .139   |
| SERVO AILERON . . . . .                              | .151   | SILL DOOR . . . . .                         | 28     |
| SET KIT RIVET . . . . .                              | 71     | SILL DOOR . . . . .                         | 29     |
| SHAFT DOOR HANDLE . . . . .                          | 72     | SILL DOOR . . . . .                         | 30     |
| SHAFT DOOR HANDLE . . . . .                          | 74     | SKINS & STRINGERS . . . . .                 | 14     |
| SHAFT DOOR LATCH . . . . .                           | 78     | SKINS & STRINGERS . . . . .                 | 15     |
| SHAFT FUEL SELECTOR . . . . .                        | .165   | SKINS-SEE APPLICABLE STRUCTURE . . . . .    |        |
| SHAFT FUEL SELECTOR . . . . .                        | .166   | SKYLIGHT WINDOW . . . . .                   | 30     |
| SHAFT FUEL SELECTOR . . . . .                        | .167   | SLANT LETTERS & NUMERALS STENCILS . . . . . | 3      |



# ALPHABETICAL INDEX

| NOMENCLATURE  | FIGURE | NOMENCLATURE                                    | FIGURE |
|---|--------|---|--------|
| <b>S (Cont)</b>                                       |        | <b>S (Cont)</b>                                 |        |
| SLIDE CARGO TIE DOWN . . . . .                        | 108    | STATIC SOURCE BUTTON . . . . .                  | 33     |
| SOUND DEADENER . . . . .                              | 1      | STATIC SOURCE BUTTON . . . . .                  | 161    |
| SOUNDPROOFING FUSELAGE . . . . .                      | 86     | STATIC SOURCE FLANGE . . . . .                  | 31     |
| SOUNDPROOFING PANEL . . . . .                         | 86     | STATIC SOURCE WASHER . . . . .                  | 31     |
| SPACER AXLE . . . . .                                 | 55     | STATIONARY COVER PANEL . . . . .                | 99     |
| SPACER AXLE . . . . .                                 | 56     | STATIONARY COVER PANEL . . . . .                | 100    |
| SPACER AXLE NOSE WHEEL . . . . .                      | 55     | STATIONARY INSTRUMENT PANEL . . . . .           | 99     |
| SPACER FUEL TANK . . . . .                            | 12     | STATIONARY INSTRUMENT PANEL . . . . .           | 100    |
| SPACER FUEL TANK . . . . .                            | 13     | STATIONARY INSTRUMENT PANEL EQUIPMENT . . . . . | 99     |
| SPAR CENTER SECTION . . . . .                         | 44     | STATIONARY INSTRUMENT PANEL EQUIPMENT . . . . . | 100    |
| SPAR CENTER SECTION . . . . .                         | 45     | STATIONARY PANEL . . . . .                      | 99     |
| SPAR FRONT . . . . .                                  | 24     | STATIONARY PANEL . . . . .                      | 100    |
| SPAR OUTBOARD AUXILIARY . . . . .                     | 12     | STATIONARY PANEL . . . . .                      | 102    |
| SPAR REAR . . . . .                                   | 12     | STATIONARY PANEL . . . . .                      | 103    |
| SPAR REAR . . . . .                                   | 24     | STATIONARY PANEL . . . . .                      | 104    |
| SPAR WING . . . . .                                   | 13     | STATIONARY PANEL . . . . .                      | 105    |
| SPAR WING FRONT . . . . .                             | 12     | STATIONARY PANEL . . . . .                      | 106    |
| SPAR WING REAR . . . . .                              | 12     | STATIONARY PANEL COVER . . . . .                | 102    |
| SPAR WING REAR . . . . .                              | 13     | STATIONARY PANEL COVER . . . . .                | 103    |
| SPARK PLUG . . . . .                                  | 125    | STATIONARY PANEL COVER . . . . .                | 104    |
| SPARK PLUG . . . . .                                  | 126    | STATIONARY PANEL COVER . . . . .                | 105    |
| SPARK PLUG . . . . .                                  | 127    | STEERING LINK . . . . .                         | 31     |
| SPARK PLUG . . . . .                                  | 128    | STEERING LINK BOOT . . . . .                    | 31     |
| SPARS WING . . . . .                                  | 12     | STEERING LINK BOOT . . . . .                    | 32     |
| SPARS WING . . . . .                                  | 13     | STEERING LINK BOOT . . . . .                    | 33     |
| SPEAKER COVER . . . . .                               | 83     | STENCILS . . . . .                              | 2      |
| SPEAKER-RADIO-SEE CESSNA ELECTRONICS MANUAL . . . . . |        | STENCILS . . . . .                              | 3      |
| SPEED FAIRING . . . . .                               | 55     | STENCILS SLANT LETTERS & NUMERALS . . . . .     | 3      |
| SPEED FAIRING . . . . .                               | 67     | STENCILS VERTICAL LETTERS & NUMERALS . . . . .  | 2      |
| SPEED FAIRING MAIN LANDING GEAR . . . . .             | 67     | STENCILS VERTICAL LETTERS & NUMERALS . . . . .  | 3      |
| SPEED FAIRING NOSE GEAR . . . . .                     | 55     | STEP . . . . .                                  | 67     |
| SPINNER . . . . .                                     | 111    | STEP . . . . .                                  | 68     |
| SPINNER . . . . .                                     | 112    | STEP . . . . .                                  | 110    |
| SPINNER . . . . .                                     | 113    | STEP & HANDLE REFUELING . . . . .               | 110    |
| SPINNER . . . . .                                     | 114    | STEP STRUT . . . . .                            | 110    |
| SPINNER DOME . . . . .                                | 112    | STOP BAGGAGE DOOR . . . . .                     | 49     |
| SPLIT BUS BAR RELAY . . . . .                         | 191    | STOP DOOR CATCH . . . . .                       | 6      |
| SPOTLIGHT . . . . .                                   | 202    | STOP DOOR CATCH . . . . .                       | 8      |
| SPROCKET AILERON CHAIN . . . . .                      | 147    | STOP SEAT . . . . .                             | 87     |
| SPROCKET TAB CONTROL . . . . .                        | 156    | STOP SEAT . . . . .                             | 88     |
| STABILIZER . . . . .                                  | 24     | STOP SEAT . . . . .                             | 89     |
| STABILIZER HINGE . . . . .                            | 24     | STOP SEAT . . . . .                             | 90     |
| STABILIZER MOULDING . . . . .                         | 24     | STOP SEAT . . . . .                             | 91     |
| STABILIZER TIP . . . . .                              | 24     | STOP SEAT . . . . .                             | 93     |
| STACK EXHAUST . . . . .                               | 131    | STOP SEAT . . . . .                             | 94     |
| STACK LH EXHAUST . . . . .                            | 131    | STRAINER CONTROL . . . . .                      | 102    |
| STAINLESS STEEL CABLES-SEE SPECIFIC SYSTEM . . . . .  |        | STRAINER CONTROL . . . . .                      | 125    |
| STALL WARNING HORN . . . . .                          | 99     | STRAINER DRAIN CONTROL . . . . .                | 99     |
| STALL WARNING HORN . . . . .                          | 100    | STRAINER DRAIN CONTROL . . . . .                | 100    |
| STALL WARNING HORN . . . . .                          | 102    | STRAINER DRAIN CONTROL . . . . .                | 103    |
| STALL WARNING HORN . . . . .                          | 162    | STRAINER DRAIN CONTROL . . . . .                | 169    |
| STALL WARNING HORN . . . . .                          | 190    | STRAINER DRAIN CONTROL . . . . .                | 170    |
| STALL WARNING HORN . . . . .                          | 192    | STRAINER DRAIN LINE . . . . .                   | 167    |
| STALL WARNING HORN BRACKET . . . . .                  | 99     | STRAINER DRAIN LINE . . . . .                   | 168    |
| STALL WARNING HORN BRACKET . . . . .                  | 100    | STRAINER FUEL . . . . .                         | 169    |
| STALL WARNING HORN BRACKET . . . . .                  | 102    | STRAINER FUEL . . . . .                         | 170    |
| STARTER . . . . .                                     | 127    | STRAINER FUEL TANK . . . . .                    | 165    |
| STARTER . . . . .                                     | 128    | STRAINER FUEL TANK . . . . .                    | 166    |
| STARTER CONTACTOR . . . . .                           | 127    | STRAINER FUEL TANK . . . . .                    | 167    |
| STARTER CONTACTOR . . . . .                           | 190    | STRAINER FUEL TANK . . . . .                    | 168    |
| STARTER CONTACTOR . . . . .                           | 191    | STRAP ASSIST . . . . .                          | 82     |
| STARTER CONTACTOR CABLE . . . . .                     | 191    | STRAP ASSIST . . . . .                          | 83     |
| STARTER CONTROL . . . . .                             | 99     | STRAP BATTERY GROUND . . . . .                  | 190    |
| STARTER CONTROL . . . . .                             | 102    | STRAP BATTERY GROUND . . . . .                  | 191    |
| STARTER CONTROL . . . . .                             | 103    | STRAP BATTERY GROUND . . . . .                  | 192    |
| STARTER CONTROL . . . . .                             | 122    | STRAP BONDING . . . . .                         | 125    |
| STARTER CONTROL TUBE . . . . .                        | 122    | STRAP ENGINE MOUNT BONDING . . . . .            | 125    |
| STATIC SOURCE ALTERNATE . . . . .                     | 161    | STRAP FUEL TANK . . . . .                       | 6      |



# ALPHABETICAL INDEX

| NOMENCLATURE                           | FIGURE | NOMENCLATURE                             | FIGURE |
|--|--------|--|--------|
| <b>T (Cont)</b>                        |        | <b>T (Cont)</b>                          |        |
| TANK DRAIN VALVE FUEL . . . . .        | 18     | TRUE AIRSPEED INDICATOR. . . . .         | 102    |
| TANK FUEL . . . . .                    | 5      | TRUE AIRSPEED INDICATOR. . . . .         | 103    |
| TANK FUEL . . . . .                    | 16     | TRUE AIRSPEED INDICATOR. . . . .         | 104    |
| TANK FUEL . . . . .                    | 17     | TRUE AIRSPEED INDICATOR. . . . .         | 105    |
| TANK FUEL . . . . .                    | 18     | TRUE AIRSPEED INDICATOR. . . . .         | 106    |
| TANK FUEL . . . . .                    | 172    | TRUE AIRSPEED RING . . . . .             | 102    |
| TEE CONTROL . . . . .                  | 147    | TRUE AIRSPEED RING . . . . .             | 103    |
| THERMOCOUPLE LEAD . . . . .            | 100    | TRUE AIRSPEED RING . . . . .             | 104    |
| THROTTLE CONTROL . . . . .             | 99     | TRUE AIRSPEED RING . . . . .             | 105    |
| THROTTLE CONTROL . . . . .             | 100    | TRUE AIRSPEED RING . . . . .             | 106    |
| THROTTLE CONTROL . . . . .             | 102    | TUBE AILERON CARRY THRU. . . . .         | 149    |
| THROTTLE CONTROL . . . . .             | 103    | TUBE BLAST . . . . .                     | 125    |
| THROTTLE CONTROL . . . . .             | 104    | TUBE BLAST . . . . .                     | 133    |
| THROTTLE CONTROL . . . . .             | 105    | TUBE BLAST . . . . .                     | 187    |
| THROTTLE CONTROL . . . . .             | 106    | TUBE CONTROL . . . . .                   | 122    |
| THROTTLE CONTROL . . . . .             | 122    | TUBE CONTROL . . . . .                   | 147    |
| THROTTLE CONTROL . . . . .             | 124    | TUBE CONTROL . . . . .                   | 148    |
| THUMB LATCH . . . . .                  | 74     | TUBE ELEVATOR TORQUE . . . . .           | 26     |
| THUMB LATCH . . . . .                  | 79     | TUBE GENERATOR BLAST . . . . .           | 136    |
| THUMB LATCH KNOB . . . . .             | 74     | TUBE PITOT . . . . .                     | 11     |
| THUMB LATCH SPRING . . . . .           | 79     | TUBE PITOT . . . . .                     | 161    |
| TIARA . . . . .                        | 82     | TUBE POLYETHYLENE . . . . .              | 1      |
| TIARA . . . . .                        | 83     | TUBE POLYETHYLENE . . . . .              | 161    |
| TIP ELEVATOR . . . . .                 | 26     | TUBE SHOCK STRUT . . . . .               | 57     |
| TIP FIN . . . . .                      | 201    | TUBE SHOCK STRUT . . . . .               | 58     |
| TIP ROTATING BEACDN . . . . .          | 200    | TUBE STARTER CONTROL . . . . .           | 122    |
| TIP RUDDER . . . . .                   | 23     | TUBE TYPE TIRE . . . . .                 | 62     |
| TIP STABILIZER . . . . .               | 24     | TUNNEL CARPET . . . . .                  | 84     |
| TIP VERTICAL FIN . . . . .             | 22     | TUNNEL CARPET . . . . .                  | 85     |
| TIP WING . . . . .                     | 6      | TUNNEL COMPONENTS FRONT SECTION. . . . . | 37     |
| TIP WING . . . . .                     | 7      | TUNNEL FUSELAGE . . . . .                | 36     |
| TIP WING . . . . .                     | 8      | TURN & BANK INDICATOR. . . . .           | 101    |
| TIP WING . . . . .                     | 9      | TURN & BANK INDICATOR. . . . .           | 102    |
| TIRE . . . . .                         | 59     | TURN & BANK INDICATOR. . . . .           | 103    |
| TIRE . . . . .                         | 60     | TURN & BANK INDICATOR. . . . .           | 104    |
| TIRE . . . . .                         | 61     | TURN & BANK INDICATOR. . . . .           | 105    |
| TIRE . . . . .                         | 63     | TURN & BANK INDICATOR. . . . .           | 106    |
| TIRE . . . . .                         | 69     | TURN COORDINATOR . . . . .               | 103    |
| TIRE . . . . .                         | 70     | TURN COORDINATOR . . . . .               | 104    |
| TIRE . . . . .                         | 71     | TURN COORDINATOR . . . . .               | 105    |
| TIRE EXPANDER . . . . .                | 108    | TURN COORDINATOR INDICATOR . . . . .     | 106    |
| TIRE TUBE TYPE . . . . .               | 62     | TURN COORDINATOR INDICATOR . . . . .     | 152    |
| TOP CABIN . . . . .                    | 28     | TURN COORDINATOR INDICATOR . . . . .     | 153    |
| TOP CABIN . . . . .                    | 29     | TWIN PACK BEVERAGE . . . . .             | 108    |
| TOP CABIN . . . . .                    | 30     |  |        |
| TOP FUEL STRAINER . . . . .            | 169    | <b>U</b>                                 |        |
| TOP FUEL STRAINER . . . . .            | 170    | UNIVERSAL JOINT. . . . .                 | 147    |
| TORQUE LINK LOWER . . . . .            | 57     | UNIVERSAL JOINT. . . . .                 | 148    |
| TORQUE LINK LOWER . . . . .            | 58     | UPHOLSTERY CABIN . . . . .               | 84     |
| TORQUE LINK UPPER . . . . .            | 57     | UPHOLSTERY CABIN . . . . .               | 85     |
| TORQUE LINK UPPER . . . . .            | 58     | UPHOLSTERY CABIN TOP . . . . .           | 82     |
| TORQUE TUBE BELLCRANK . . . . .        | 94     | UPHOLSTERY CABIN TOP . . . . .           | 83     |
| TORQUE TUBE ELEVATOR . . . . .         | 26     | UPHOLSTERY CABIN TOP & FIREWALL. . . . . | 82     |
| TOW BAR . . . . .                      | 108    | UPHOLSTERY CABIN TOP & FIREWALL. . . . . | 83     |
| TOW HOOK CORD . . . . .                | 108    | UPHOLSTERY PANEL . . . . .               | 72     |
| TOW HOOK GLIDER . . . . .              | 108    | UPHOLSTERY PANEL . . . . .               | 73     |
| TRANSISTORIZED LIGHT DIMMING . . . . . | 191    | UPHOLSTERY PANEL . . . . .               | 74     |
| TRANSMITTER FLAP POSITION . . . . .    | 159    | UPHOLSTERY PANEL . . . . .               | 75     |
| TRANSMITTER FUEL GAGE . . . . .        | 16     | UPHOLSTERY PANEL . . . . .               | 76     |
| TRANSMITTER FUEL GAGE . . . . .        | 17     | UPPER COWL . . . . .                     | 115    |
| TRIM CONTROL ELEVATOR . . . . .        | 156    | UPPER COWL . . . . .                     | 116    |
| TRIM CONTROL ELEVATOR . . . . .        | 157    | UPPER COWL . . . . .                     | 117    |
| TRIM CONTROL SYSTEM ELEVATOR . . . . . | 156    | UPPER COWL . . . . .                     | 119    |
| TRIM CONTROL SYSTEM ELEVATOR . . . . . | 157    | UPPER COWL . . . . .                     | 120    |
| TRIM TAB ACTUATOR ELEVATOR . . . . .   | 25     | UPPER COWL . . . . .                     | 121    |
| TRIM TAB ELEVATOR . . . . .            | 25     |  |        |
| TRIM TAB ELEVATOR . . . . .            | 26     |  |        |
| TRIM TAB HORN . . . . .                | 26     |  |        |




# ALPHABETICAL INDEX

| NOMENCLATURE                          | FIGURE | NOMENCLATURE                                   | FIGURE |
|---------------------------------------|--------|--|--------|
| <b>U (Cont)</b>                       |        | <b>V (Cont)</b>                                |        |
| UPPER COWL DOOR . . . . .             | .119   | VENTURI & GYROS SYSTEM . . . . .               | .177   |
| UPPER COWL DOOR . . . . .             | .120   | VENTURI & GYROS SYSTEM . . . . .               | .173   |
| <b>V</b>                              |        | VERTICAL FIN TIP . . . . .                     | 22     |
| VACUUM LIGHTS TEST PLACARD . . . . .  | 2      | VERTICAL LETTERS & NUMERALS STENCILS . . . . . | 2      |
| VACUUM PUMP . . . . .                 | .128   | VERTICAL LETTERS & NUMERALS STENCILS . . . . . | 3      |
| VACUUM PUMP . . . . .                 | .180   | VERTICAL SPEED INDICATOR . . . . .             | .101   |
| VACUUM PUMP . . . . .                 | .181   | VERTICAL SPEED INDICATOR . . . . .             | .102   |
| VACUUM PUMP . . . . .                 | .184   | VERTICAL SPEED INDICATOR . . . . .             | .103   |
| VACUUM PUMP . . . . .                 | .185   | VERTICAL SPEED INDICATOR . . . . .             | .104   |
| VACUUM SWITCH . . . . .               | .180   | VERTICAL SPEED INDICATOR . . . . .             | .105   |
| VACUUM SWITCH . . . . .               | .181   | VERTICAL SPEED INDICATOR . . . . .             | .106   |
| VACUUM SYSTEM . . . . .               | .180   | VERTICAL SPEED INDICATOR . . . . .             | .161   |
| VACUUM SYSTEM . . . . .               | .181   | VERTICALLY ADJUSTABLE SEAT . . . . .           | 90     |
| VACUUM SYSTEM . . . . .               | .182   | VIEW MIRROR REAR . . . . .                     | .108   |
| VACUUM SYSTEM . . . . .               | .183   | VISOR SUN . . . . .                            | .108   |
| VACUUM SYSTEM . . . . .               | .184   | VOLTAGE REGULATOR . . . . .                    | .127   |
| VACUUM SYSTEM . . . . .               | .185   | VOLTAGE REGULATOR . . . . .                    | .128   |
| VACUUM SYSTEM ENGINE DRIVEN . . . . . | .180   | VOLTAGE REGULATOR . . . . .                    | .190   |
| VACUUM SYSTEM ENGINE DRIVEN . . . . . | .181   | VOLTAGE REGULATOR . . . . .                    | .191   |
| VACUUM SYSTEM ENGINE DRIVEN . . . . . | .182   | VOLTAGE REGULATOR . . . . .                    | .192   |
| VACUUM SYSTEM ENGINE DRIVEN . . . . . | .183   | <b>W</b>                                       |        |
| VALVE CHECK . . . . .                 | .172   | WARM AIR VALVE . . . . .                       | .140   |
| VALVE DRAIN . . . . .                 | .169   | WARM AIR VALVE . . . . .                       | .141   |
| VALVE DRAIN . . . . .                 | .172   | WARNING HORN STALL . . . . .                   | .162   |
| VALVE EXTENSION . . . . .             | 55     | WASHER STATIC SOURCE . . . . .                 | 31     |
| VALVE EXTENSION . . . . .             | 67     | WEIGHT AILERON BALANCE . . . . .               | 19     |
| VALVE EXTENSION . . . . .             | 68     | WEIGHT ELEVATOR BALANCE . . . . .              | 26     |
| VALVE FLUSH . . . . .                 | 18     | WEIGHT RUDDER . . . . .                        | 23     |
| VALVE FUEL . . . . .                  | 16     | WHEEL & BRAKE . . . . .                        | 69     |
| VALVE FUEL . . . . .                  | 17     | WHEEL & BRAKE . . . . .                        | 70     |
| VALVE FUEL SELECTOR . . . . .         | .166   | WHEEL & BRAKE . . . . .                        | 71     |
| VALVE FUEL SELECTOR . . . . .         | .171   | WHEEL & BRAKE MAIN LANDING GEAR . . . . .      | 69     |
| VALVE FUEL TANK VENT . . . . .        | 16     | WHEEL & BRAKE MAIN LANDING GEAR . . . . .      | 70     |
| VALVE FUEL TANK VENT . . . . .        | 17     | WHEEL & BRAKE MAIN LANDING GEAR . . . . .      | 71     |
| VALVE OIL QUICK DRAIN . . . . .       | .123   | WHEEL CONTROL . . . . .                        | .147   |
| VALVE OIL QUICK DRAIN . . . . .       | .125   | WHEEL CONTROL . . . . .                        | .148   |
| VALVE RELIEF . . . . .                | .129   | WHEEL FAIRING . . . . .                        | 67     |
| VALVE RELIEF . . . . .                | .179   | WHEEL FAIRING . . . . .                        | 68     |
| VALVE RELIEF . . . . .                | .180   | WHEEL FAIRING SCRAPER . . . . .                | 68     |
| VALVE RELIEF . . . . .                | .181   | WHEEL FAIRING SUPPORT NUT . . . . .            | 67     |
| VALVE RELIEF . . . . .                | .182   | WHEEL MAIN GEAR . . . . .                      | 70     |
| VALVE RELIEF . . . . .                | .183   | WHEEL MAIN GEAR . . . . .                      | 71     |
| VALVE RELIEF . . . . .                | .184   | WHEEL MAIN LANDING GEAR . . . . .              | 69     |
| VALVE RELIEF . . . . .                | .185   | WHEEL NOSE GEAR . . . . .                      | 59     |
| VALVE RESTRICTOR . . . . .            | .152   | WHEEL NOSE GEAR . . . . .                      | 60     |
| VALVE RESTRICTOR . . . . .            | .153   | WHEEL NOSE GEAR . . . . .                      | 61     |
| VALVE SUCTION RELIEF . . . . .        | .177   | WHEEL NOSE GEAR . . . . .                      | 62     |
| VALVE VENT . . . . .                  | .138   | WHEEL TAB CONTROL . . . . .                    | .156   |
| VALVE WARM AIR . . . . .              | .140   | WHEEL TAB CONTROL . . . . .                    | .157   |
| VALVE WARM AIR . . . . .              | .141   | WINDOW . . . . .                               | .196   |
| VENT AIR . . . . .                    | .139   | WINDOW DOOR . . . . .                          | 72     |
| VENT GRILL . . . . .                  | 82     | WINDOW DOOR . . . . .                          | 73     |
| VENT GRILL . . . . .                  | 83     | WINDOW DOOR . . . . .                          | 76     |
| VENT LINE . . . . .                   | 16     | WINDOW FRAME . . . . .                         | 72     |
| VENT LINE . . . . .                   | 17     | WINDOW FRAME . . . . .                         | 73     |
| VENT LINE . . . . .                   | .165   | WINDOW FRAME . . . . .                         | 76     |
| VENT LINE . . . . .                   | .166   | WINDOW GLASS . . . . .                         | 72     |
| VENT LINE . . . . .                   | .167   | WINDOW GLASS . . . . .                         | 73     |
| VENT LINE . . . . .                   | .168   | WINDOW GLASS . . . . .                         | 74     |
| VENT SCREEN . . . . .                 | 82     | WINDOW GLASS . . . . .                         | 75     |
| VENT VALVE . . . . .                  | .138   | WINDOW GLASS . . . . .                         | 76     |
| VENTILATION SYSTEM CABIN . . . . .    | .138   | WINDOW HANDLE . . . . .                        | 72     |
| VENTILATION SYSTEM CABIN . . . . .    | .139   | WINDOW HANDLE . . . . .                        | 76     |
| VENTURI & GYROS SYSTEM . . . . .      | .176   | WINDOW HINGE . . . . .                         | 72     |

# ALPHABETICAL INDEX

| NOMENCLATURE                        | FIGURE | NOMENCLATURE | FIGURE |
|-------------------------------------|--------|--------------|--------|
| <b>W</b> (Cont)                     |        |              |        |
| WINDOW HINGE . . . . .              | 73     |              |        |
| WINDOW HINGE . . . . .              | 76     |              |        |
| WINDOW LANDING LIGHT . . . . .      | 196    |              |        |
| WINDOW LATCH HANDLE . . . . .       | 72     |              |        |
| WINDOW LATCH HANDLE . . . . .       | 73     |              |        |
| WINDOW MOULDING . . . . .           | 82     |              |        |
| WINDOW MOULDING . . . . .           | 83     |              |        |
| WINDOW REAR . . . . .               | 49     |              |        |
| WINDOW SEAL . . . . .               | 49     |              |        |
| WINDOW SIDE . . . . .               | 49     |              |        |
| WINDOW SKYLIGHT . . . . .           | 30     |              |        |
| WINDSHIELD . . . . .                | 48     |              |        |
| WINDSHIELD RETAINER . . . . .       | 34     |              |        |
| WINDSHIELD RETAINER . . . . .       | 35     |              |        |
| WINDSHIELD TOP RETAINER . . . . .   | 28     |              |        |
| WINDSHIELD TOP RETAINER . . . . .   | 29     |              |        |
| WINDSHIELD TOP RETAINER . . . . .   | 30     |              |        |
| WINDSHIELD TOP RETAINER . . . . .   | 48     |              |        |
| WING . . . . .                      | 4      |              |        |
| WING COMPLETE . . . . .             | 4      |              |        |
| WING FAIRING . . . . .              | 4      |              |        |
| WING FILLET . . . . .               | 27     |              |        |
| WING FRONT SPAR . . . . .           | 12     |              |        |
| WING LEVELER . . . . .              | 151    |              |        |
| WING LEVELER COMPONENTS . . . . .   | 152    |              |        |
| WING LEVELER COMPONENTS . . . . .   | 153    |              |        |
| WING POSITION LIGHT . . . . .       | 4      |              |        |
| WING POSITION LIGHT BULB . . . . .  | 4      |              |        |
| WING REAR SPAR . . . . .            | 12     |              |        |
| WING REAR SPAR . . . . .            | 13     |              |        |
| WING ROOT RIB . . . . .             | 6      |              |        |
| WING ROOT RIB . . . . .             | 8      |              |        |
| WING SPAR . . . . .                 | 13     |              |        |
| WING SPAR FITTING . . . . .         | 12     |              |        |
| WING SPARS . . . . .                | 12     |              |        |
| WING SPARS . . . . .                | 13     |              |        |
| WING TIP . . . . .                  | 6      |              |        |
| WING TIP . . . . .                  | 7      |              |        |
| WING TIP . . . . .                  | 8      |              |        |
| WING TIP . . . . .                  | 9      |              |        |
| WING UNIT STALL WARNING . . . . .   | 4      |              |        |
| WINTERIZATION EQUIPMENT . . . . .   | 137    |              |        |
| WINTERIZATION PLACARD . . . . .     | 2      |              |        |
| WINTERIZATION PLACARD . . . . .     | 3      |              |        |
| WINTERIZATION PLACARD . . . . .     | 106    |              |        |
| WINTERIZATION PLACARD . . . . .     | 137    |              |        |
| WIRE HEADLINER . . . . .            | 82     |              |        |
| WRENCH ADAPTER OIL FILTER . . . . . | 163    |              |        |
| <b>Y</b>                            |        |              |        |
| YOKE CONTROL . . . . .              | 148    |              |        |
| YOKE NOSE GEAR . . . . .            | 58     |              |        |

This page intentionally left blank.

 **PARTS LISTING**

| FIGURE AND INDEX NO. | PART NUMBER  | DESCRIPTION   | UNITS PER ASSY | USABLE ON CODE |
|----------------------|--------------|---|----------------|----------------|
|                      |              | <b>1 2 3 4 5 6 7</b>  |                |                |
| 1 -                  |              | MISCELLANEOUS BULK ITEMS  |                |                |
| - 1                  | C1-C2        | CONLEY-WELD<br>EPOXY BASE<br>ADHESIVE.  | AR             |                |
|                      |              |   |                |                |
| - 2                  | EC880        | ADHESIVE-SYNTHETIC<br>RUBBER BASE<br>OIL RESISTANT  |                |                |
| - 3                  | 1024A-B      | CEMENT PARTS A & B  |                |                |
| - 4                  | 1007         | PRIMER  |                |                |
| - 5                  | 576.1        | SEALANT-EXTRUDED  |                |                |
| - 6                  | 579.6        | SEALANT-EXTRUDED  |                |                |
| - 7                  | S1078-1      | SEALANT-SYNTHETIC<br>RUBBER-FABRIC<br>REINFORCED<br>.06 THICK .50 WIDE                                  |                |                |
| - 8                  | S1078-2      | SEALANT-SYNTHETIC<br>RUBBER-FABRIC<br>REINFORCED<br>.12 THICK .50 WIDE                                  |                |                |
| - 9                  | S1078-3      | SEALANT-SYNTHETIC<br>RUBBER-FABRIC<br>REINFORCED<br>2 MIL MYLAR TAPE<br>BACKING.<br>.06 THICK 1.50 WIDE |                |                |
| -10                  | EC1239A-B    | SEALANT-CATALYTIC   |                |                |
| -11                  | 700          | SEALANT-FIREWALL  |                |                |
| -12                  | EC776        | ADHESIVE-GASKET<br>FUEL RESISTANT<br>SYNTHETIC RUBBER<br>BASE.  |                |                |
| -13                  | 550          | SOUND DEADENER-<br>LIQUID VIBRATION<br>DAMPENER   |                |                |
| -14                  | MX25A        | PRIMER-ZINC CHROMATE-<br>YELLOW   |                |                |
| -14A                 | LOCTITE 5381 | EPOXY<br>MIXER CUP  |                |                |





| FIGURE AND INDEX NO. | PART NUMBER  | DESCRIPTION   |   |   |   |   |   | UNITS PER ASSY | USABLE ON CODE |
|----------------------|--------------|---|---|---|---|---|---|----------------|----------------|
|                      |              | 1   | 2 | 3 | 4 | 5 | 6 |                |                |
| 1 -14B               | EC2216B/A    | ADHESIVE METAL TO METAL -----                               |   |   |   |   |   |                |                |
|                      |              | PARTS A & B   |   |   |   |   |   |                |                |
| -14C                 | LOCTITE 8721 | LUCKING & RETAINING METAL TO METAL -----                    |   |   |   |   |   |                |                |
|                      |              | COMPOUND  |   |   |   |   |   |                |                |
| -15                  | S51-4        | HOSE-FUEL & OIL-1/4 ID AVAILABLE BY THE FOOT -----          |   |   |   |   |   | AR             |                |
|                      | S51-6        | HOSE-FUEL & OIL-3/8 ID AVAILABLE BY THE FOOT -----          |   |   |   |   |   | AR             |                |
|                      | S51-8        | HOSE-FUEL & OIL-1/2 ID AVAILABLE BY THE FOOT -----          |   |   |   |   |   | AR             |                |
|                      | S51-10       | HOSE-FUEL & OIL-5/8 ID AVAILABLE BY THE FOOT -----          |   |   |   |   |   | AR             |                |
|                      | S51-12       | HOSE-FUEL & OIL-3/4 ID AVAILABLE BY THE FOOT -----          |   |   |   |   |   | AR             |                |
|                      | S51-16       | HOSE-FUEL & OIL-1.00 ID AVAILABLE BY THE FOOT -----         |   |   |   |   |   | AR             |                |
|                      | S51-32       | HOSE-FUEL & OIL-2.00 ID AVAILABLE BY THE FOOT -----         |   |   |   |   |   | AR             |                |
| -16                  | S202R8       | CHANNEL-EXTRUDED BLACK AVAILABLE BY THE FOOT -----          |   |   |   |   |   | AR             |                |
|                      | S202VW       | CHANNEL-EXTRUDED WHITE AVAILABLE BY THE FOOT -----          |   |   |   |   |   | AR             |                |
| -17                  | S292-1       | INSULATION SLEEVING-ELEC-.118 ID AVAILABLE BY THE FOOT ---  |   |   |   |   |   | AR             |                |
|                      | S292-2       | INSULATION SLEEVING-ELEC-.133 ID AVAILABLE BY THE FOOT ---  |   |   |   |   |   | AR             |                |
|                      | S292-3       | INSULATION SLEEVING-ELEC-.148 ID AVAILABLE BY THE FOOT ---  |   |   |   |   |   | AR             |                |
|                      | S292-4       | INSULATION SLEEVING-ELEC-.166 ID AVAILABLE BY THE FOOT ---  |   |   |   |   |   | AR             |                |
|                      | S292-5       | INSULATION SLEEVING-ELEC-.186 ID AVAILABLE BY THE FOOT ---  |   |   |   |   |   | AR             |                |
|                      | S292-6       | INSULATION SLEEVING-ELEC-.208 ID AVAILABLE BY THE FOOT ---  |   |   |   |   |   | AR             |                |
|                      | S292-8       | INSULATION SLEEVING-ELEC-.263 ID AVAILABLE BY THE FOOT ---  |   |   |   |   |   | AR             |                |
|                      | S292-11      | INSULATION SLEEVING-ELEC-5/16 ID AVAILABLE BY THE FOOT ---  |   |   |   |   |   | AR             |                |
|                      | S292-12      | INSULATION SLEEVING-ELEC-3/8 ID AVAILABLE BY THE FOOT ---   |   |   |   |   |   | AR             |                |
|                      | S292-14      | INSULATION SLEEVING-ELEC-1/2 ID AVAILABLE BY THE FOOT ---   |   |   |   |   |   | AR             |                |
|                      | S292-16      | INSULATION SLEEVING-ELEC-3/4 ID AVAILABLE BY THE FOOT ---   |   |   |   |   |   | AR             |                |
|                      | S292-28      | INSULATION SLEEVING-ELEC-2-1/2 ID AVAILABLE BY THE FOOT --- |   |   |   |   |   | AR             |                |
| -18                  | S10268G      | CLAMP-WRAP TYPE AVAILABLE IN 100 FOOT ROLL -----            |   |   |   |   |   | AR             |                |
| -19                  | S1053E7T     | DUCT-FLEXIBLE-NEOPRENE IMPREGNATED 7/8 DIA -----            |   |   |   |   |   | AR             |                |
|                      |              | AVAILABLE IN 10 FOOT LENGTHS ONLY                           |   |   |   |   |   |                |                |
|                      | S1053E8T     | DUCT-FLEXIBLE-NEOPRENE IMPREGNATED 1.00 DIA -----           |   |   |   |   |   | AR             |                |
|                      |              | AVAILABLE IN 10 FOOT LENGTHS ONLY                           |   |   |   |   |   |                |                |
|                      | S1053E10T    | DUCT-FLEXIBLE-NEOPRENE IMPREGNATED 1-1/4 DIA -----          |   |   |   |   |   | AR             |                |
|                      | S1053K10T    | DUCT-FLEXIBLE-SILICONE IMPREGNATED 1-1/4 DIA -----          |   |   |   |   |   | AR             |                |
|                      |              | AVAILABLE IN 10 FOOT LENGTHS ONLY                           |   |   |   |   |   |                |                |
|                      | S1053E12T    | DUCT-FLEXIBLE-NEOPRENE IMPREGNATED 1-1 1/2 DIA -----        |   |   |   |   |   | AR             |                |
|                      | S1053K12T    | DUCT-FLEXIBLE-SILICONE IMPREGNATED 1-1/2 DIA -----          |   |   |   |   |   | AR             |                |
|                      |              | AVAILABLE IN 10 FOOT LENGTHS ONLY                           |   |   |   |   |   |                |                |
|                      | S1053E20T    | DUCT-FLEXIBLE-NEOPRENE IMPREGNATED 2-1/2 DIA -----          |   |   |   |   |   | AR             |                |
|                      | S1053K20T    | DUCT-FLEXIBLE-SILICONE IMPREGNATED 2-1/2 DIA -----          |   |   |   |   |   | AR             |                |
|                      |              | AVAILABLE IN 10 FOOT LENGTHS ONLY                           |   |   |   |   |   |                |                |
|                      | S1053E24T    | DUCT-FLEXIBLE-NEOPRENE IMPREGNATED 3.00 DIA -----           |   |   |   |   |   | AR             |                |
|                      | S1053K24T    | DUCT-FLEXIBLE-SILICONE IMPREGNATED 3.00 DIA -----           |   |   |   |   |   | AR             |                |
|                      | S1053K24W    | DUCT-FLEXIBLE-SILICONE IMPREGNATED 2 PLY 3.00 DIA -----     |   |   |   |   |   | AR             |                |
|                      |              | AVAILABLE IN 10 FOOT LENGTHS ONLY                           |   |   |   |   |   |                |                |
|                      | S1053E28T    | DUCT-FLEXIBLE-NEOPRENE IMPREGNATED 3-1/2 DIA -----          |   |   |   |   |   | AR             |                |
|                      | S1053K28W    | DUCT-FLEXIBLE-SILICONE IMPREGNATED 2 PLY 3-1/2 DIA ---      |   |   |   |   |   | AR             |                |
|                      |              | AVAILABLE IN 10 FOOT LENGTHS ONLY                           |   |   |   |   |   |                |                |
|                      | S1053E32T    | DUCT-FLEXIBLE-NEOPRENE IMPREGNATED 4.00 DIA -----           |   |   |   |   |   | AR             |                |
|                      | S1053K32T    | DUCT-FLEXIBLE-SILICONE IMPREGNATED 4.00 DIA -----           |   |   |   |   |   | AR             |                |
|                      |              | AVAILABLE IN 10 FOOT LENGTHS ONLY                           |   |   |   |   |   |                |                |
| -20                  | S1047-1      | SEAL-SPONGE RUBBER-1/4 THICK AVAILABLE BY THE FOOT -----    |   |   |   |   |   | AR             |                |
|                      | S1047-2      | SEAL-SPONGE RUBBER-5/16 THICK AVAILABLE BY THE FOOT -----   |   |   |   |   |   | AR             |                |
| -21                  | S1055-1      | CHANNEL-EXTRUDED RUBBER AVAILABLE BY THE FOOT -----         |   |   |   |   |   | AR             |                |
| -22                  | S1071-1      | TUBE-POLYETHYLENE-1/4 DIA AVAILABLE BY THE FOOT -----       |   |   |   |   |   | AR             |                |
|                      | S1071-3      | TUBE-POLYETHYLENE-3/8 DIA AVAILABLE BY THE FOOT -----       |   |   |   |   |   | AR             |                |
|                      | S1071-4      | TUBE-POLYETHYLENE-1/2 DIA AVAILABLE BY THE FOOT -----       |   |   |   |   |   | AR             |                |
|                      | S1071-5      | TUBE-POLYETHYLENE-5/8 DIA AVAILABLE BY THE FOOT -----       |   |   |   |   |   | AR             |                |
| -23                  | S1084-1      | SEAL-EXTRUDED RUBBER AVAILABLE BY THE FOOT -----            |   |   |   |   |   | AR             |                |
| -24                  | S1110ET      | DUCT-OVAL-FLEXIBLE-NEOPRENE IMPREGNATED -----               |   |   |   |   |   | AR             |                |
|                      |              | AVAILABLE IN 10 FT LENGTHS ONLY                             |   |   |   |   |   |                |                |
| -25                  | S1346-1      | SEAL-SPONGE RUBBER AVAILABLE IN 12 FT LENGTHS ONLY -----    |   |   |   |   |   | AR             |                |
| -26                  | S1366-1      | MOULDING-EXTRUDED PLASTIC-SAND AVAILABLE BY THE FOOT ---    |   |   |   |   |   | AR             |                |
|                      | S1366-2      | MOULDING-EXTRUDED PLASTIC-FAWN AVAILABLE BY THE FOOT ---    |   |   |   |   |   | AR             |                |
|                      | S1366-3      | MOULDING-EXTRUDED PLASTIC-BLACK AVAILABLE BY THE FOOT ---   |   |   |   |   |   | AR             |                |
| -27                  | S1378-1      | SEAL-SPONGE RUBBER-BEIGE AVAILABLE IN 7 FT LENGTHS ONLY --- |   |   |   |   |   | AR             |                |
|                      | S1378-2      | SEAL-SPONGE RUBBER-CLOUD GRAY -----                         |   |   |   |   |   | AR             |                |
|                      |              | AVAILABLE IN 7 FT LENGTHS ONLY                              |   |   |   |   |   |                |                |
| -28                  | S1389-1      | SEALER STRIP-FELT-1.00 WIDE AVAILABLE BY THE FOOT -----     |   |   |   |   |   | AR             |                |
|                      | S1389-2      | SEALER STRIP-FELT-1-1/2 WIDE AVAILABLE BY THE FOOT -----    |   |   |   |   |   | AR             |                |
|                      | S1389-3      | SEALER STRIP-FELT-2.00 WIDE AVAILABLE BY THE FOOT -----     |   |   |   |   |   | AR             |                |
|                      | S1389-4      | SEALER STRIP-FELT-1-3/4 WIDE AVAILABLE BY THE FOOT -----    |   |   |   |   |   | AR             |                |
|                      | S1389-5      | SEALER STRIP-FELT-1-1/4 WIDE AVAILABLE BY THE FOOT -----    |   |   |   |   |   | AR             |                |
|                      | S1389-6      | SEALER STRIP-FELT-2-1/4 WIDE AVAILABLE BY THE FOOT -----    |   |   |   |   |   | AR             |                |
|                      | S1389-7      | SEALER STRIP-FELT-1-3/8 WIDE AVAILABLE BY THE FOOT -----    |   |   |   |   |   | AR             |                |

CONTINUED ON NEXT PAGE

Bulk Items (Cont)

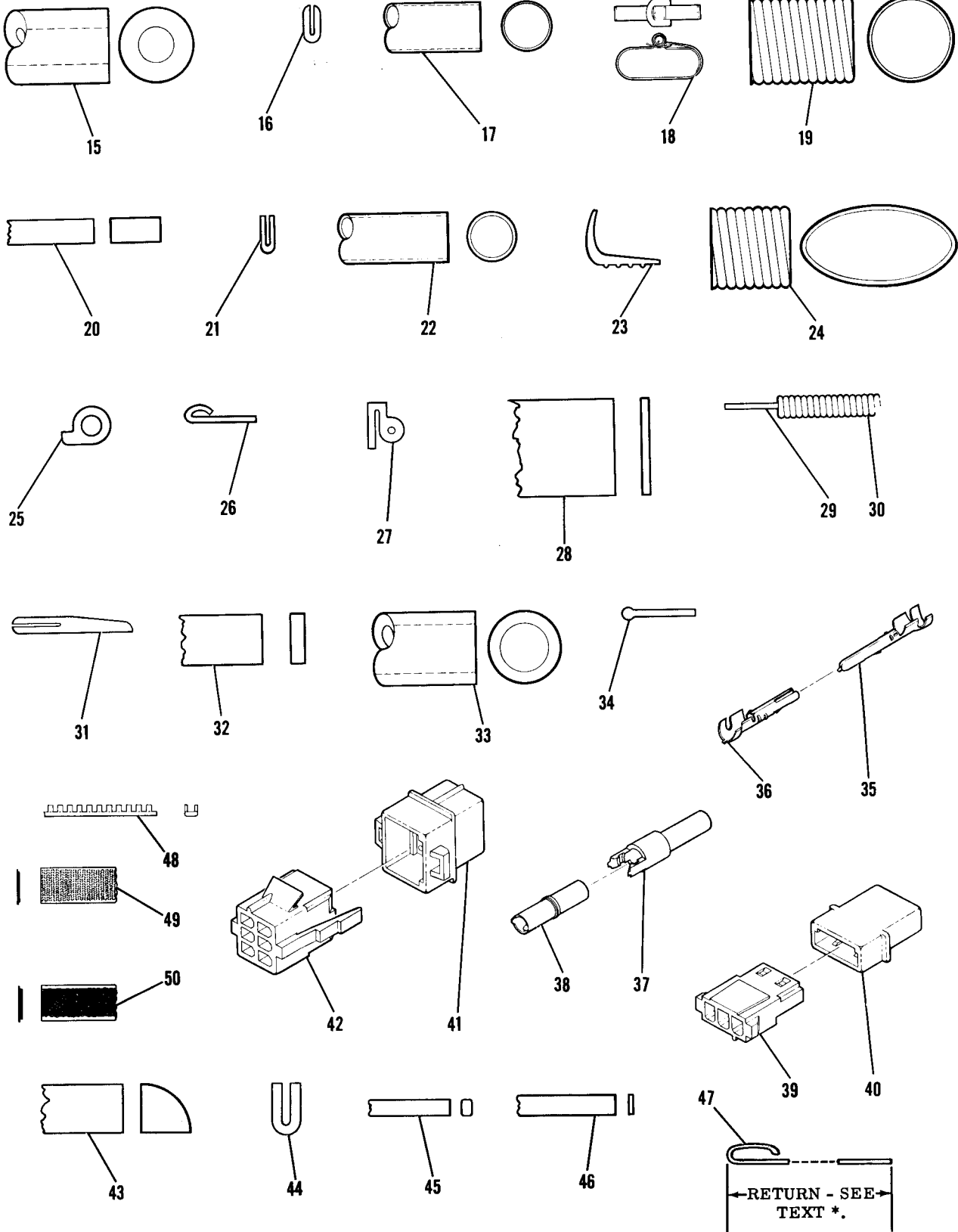


Figure 1. Miscellaneous Bulk Items

| FIGURE AND INDEX NO. | PART NUMBER | DESCRIPTION  |  |   |   |   |   |   | UNITS PER ASSY | USABLE ON CODE |
|----------------------|-------------|--|--|---|---|---|---|---|----------------|----------------|
|                      |             | 1  | 2  | 3 | 4 | 5 | 6 | 7 |                |                |
| 1 -29                | S1398-1     | CONTROL-PUSH PULL-WIRE AVAILABLE BY THE FOOT -----       |  |   |   |   |   |   | AR             |                |
| -30                  | S1398-2     | CONTROL-PUSH PULL-CASING AVAILABLE BY THE FOOT -----     |  |   |   |   |   |   | AR             |                |
| -31                  | S1415-1     | MOULDING-EXTRUDED VINYL -----                            |  |   |   |   |   |   | AR             |                |
| -32                  | S1441-1     | SEAL-SPONGE RUBBER-3/8 WIDE AVAILABLE BY THE FOOT -----  |  |   |   |   |   |   | AR             |                |
|                      | S1441-2     | SEAL-SPONGE RUBBER-1/4 WIDE AVAILABLE BY THE FOOT -----  |  |   |   |   |   |   | AR             |                |
|                      | S1441-3     | SEAL-SPONGE RUBBER-1/2 WIDE AVAILABLE BY THE FOOT -----  |  |   |   |   |   |   | AR             |                |
| -33                  | S1495-4     | HOSE-RUBBER-1/4 ID AVAILABLE BY THE FOOT -----           |  |   |   |   |   |   | AR             |                |
|                      | S1495-6     | HOSE-RUBBER-3/8 ID AVAILABLE BY THE FOOT -----           |  |   |   |   |   |   | AR             |                |
|                      | S1495-8     | HOSE-RUBBER-1/2 ID AVAILABLE BY THE FOOT -----           |  |   |   |   |   |   | AR             |                |
|                      | S1495-10    | HOSE-RUBBER-5/8 ID AVAILABLE BY THE FOOT -----           |  |   |   |   |   |   | AR             |                |
| -34                  | S1611-1     | SEAL-EXTRUDED VINYL AVAILABLE BY THE FOOT -----          |  |   |   |   |   |   | AR             |                |
| -35                  | S1635-1     | ELECTRICAL PIN WIRE SIZE 22-18 -----                     |  |   |   |   |   |   | AR             |                |
|                      | S1635-2     | ELECTRICAL PIN WIRE SIZE 18-14 -----                     |  |   |   |   |   |   | AR             |                |
|                      | S1635-3     | ELECTRICAL PIN WIRE SIZE 18 GA-2 WIRE -----              |  |   |   |   |   |   | AR             |                |
| -36                  | S1636-1     | ELECTRICAL SOCKET WIRE SIZE 22-18 -----                  |  |   |   |   |   |   | AR             |                |
|                      | S1636-2     | ELECTRICAL SOCKET WIRE SIZE 18-14 -----                  |  |   |   |   |   |   | AR             |                |
|                      | S1636-3     | ELECTRICAL SOCKET WIRE SIZE 18 GA-2 WIRE -----           |  |   |   |   |   |   | AR             |                |
| -37                  | S1637-1     | HOUSING-ELECTRICAL PIN -----                             |  |   |   |   |   |   | AR             |                |
| -38                  | S1637-2     | HOUSING-ELECTRICAL SOCKET -----                          |  |   |   |   |   |   | AR             |                |
| -39                  | S1638-1     | HOUSING-ELECTRICAL SOCKET-3 CIRCUIT -----                |  |   |   |   |   |   | AR             |                |
| -40                  | S1638-2     | HOUSING-ELECTRICAL PIN-3 CIRCUIT -----                   |  |   |   |   |   |   | AR             |                |
| -41                  | S1640-6     | HOUSING-ELECTRICAL PIN-6 CAVITY -----                    |  |   |   |   |   |   | AR             |                |
|                      | S1640-9     | HOUSING-ELECTRICAL PIN-9 CAVITY -----                    |  |   |   |   |   |   | AR             |                |
|                      | S1640-12    | HOUSING-ELECTRICAL PIN-12 CAVITY -----                   |  |   |   |   |   |   | AR             |                |
|                      | S1640-15    | HOUSING-ELECTRICAL PIN-15 CAVITY -----                   |  |   |   |   |   |   | AR             |                |
| -42                  | S1641-6     | HOUSING-ELECTRICAL SOCKET-6 CAVITY -----                 |  |   |   |   |   |   | AR             |                |
|                      | S1641-9     | HOUSING-ELECTRICAL SOCKET-9 CAVITY -----                 |  |   |   |   |   |   | AR             |                |
|                      | S1641-12    | HOUSING-ELECTRICAL SOCKET-12 CAVITY -----                |  |   |   |   |   |   | AR             |                |
|                      | S1641-15    | HOUSING-ELECTRICAL SOCKET-15 CAVITY -----                |  |   |   |   |   |   | AR             |                |
| -43                  | S1116-1     | SEAL-NEOPRENE AVAILABLE BY THE FOOT -----                |  |   |   |   |   |   | AR             |                |
| -44                  | S1356       | SEAL-EXTRUDED RUBBER AVAILABLE BY THE FOOT -----         |  |   |   |   |   |   | AR             |                |
| -45                  | S1614       | LACING-KOROSEAL AVAILABLE BY THE FOOT -----              |  |   |   |   |   |   | AR             |                |
| -46                  | 3690-1/8    | FILM-BLACK VINYL-1/8 IN WIDE AVAILABLE BY THE ROLL ----- |  |   |   |   |   |   | AR             |                |
|                      | 3690-1/4    | FILM-BLACK VINYL-1/4 IN WIDE AVAILABLE BY THE ROLL ----- |  |   |   |   |   |   | AR             |                |
|                      | 3690-1/2    | FILM-BLACK VINYL-1/2 IN WIDE AVAILABLE BY THE ROLL ----- |  |   |   |   |   |   | AR             |                |
| -47                  | S1948-2-1   | *  | TRIM-EXTRUDED CLOUD GRAY AVAILABLE BY THE FOOT -----       |   |   |   |   |   | AR             |                |
|                      | S1948-2-2   | *  | TRIM-EXTRUDED EBONY AVAILABLE BY THE FOOT -----            |   |   |   |   |   | AR             |                |
|                      | S1948-2-3   | *  | TRIM-EXTRUDED SILVER TEAL BLUE AVAILABLE BY THE FOOT ----- |   |   |   |   |   | AR             |                |
|                      | S1948-2-4   | *  | TRIM-EXTRUDED MARI GOLD AVAILABLE BY THE FOOT -----        |   |   |   |   |   | AR             |                |
|                      | S1948-2-5   | *  | TRIM-EXTRUDED SUN GOLD AVAILABLE BY THE FOOT -----         |   |   |   |   |   | AR             |                |
|                      | S1948-2-6   | *  | TRIM-EXTRUDED LIGHT OLIVE AVAILABLE BY THE FOOT -----      |   |   |   |   |   | AR             |                |
|                      | S1948-2-7   | *  | TRIM-EXTRUDED CLOVE BROWN AVAILABLE BY THE FOOT -----      |   |   |   |   |   | AR             |                |
|                      | S1948-2-8   | *  | TRIM-EXTRUDED HOLIDAY BLUE AVAILABLE BY THE FOOT -----     |   |   |   |   |   | AR             |                |
|                      | S1948-2-9   | *  | TRIM-EXTRUDED FIESTA RED AVAILABLE BY THE FOOT -----       |   |   |   |   |   | AR             |                |
|                      | S1948-2-10  | *  | TRIM-EXTRUDED PICNIC GREEN AVAILABLE BY THE FOOT -----     |   |   |   |   |   | AR             |                |
|                      | S1948-2-11  | *  | TRIM-EXTRUDED BOGOTA BLUE AVAILABLE BY THE FOOT -----      |   |   |   |   |   | AR             |                |
|                      | S1948-2-12  | *  | TRIM-EXTRUDED TAHITIAN RED AVAILABLE BY THE FOOT -----     |   |   |   |   |   | AR             |                |
|                      | S1948-2-13  | *  | TRIM-EXTRUDED CYPRUS GREEN AVAILABLE BY THE FOOT -----     |   |   |   |   |   | AR             |                |
|                      | S1948-2-14  | *  | TRIM-EXTRUDED PEACOCK BLUE AVAILABLE BY THE FOOT -----     |   |   |   |   |   | AR             |                |
|                      | S1948-2-15  | *  | TRIM-EXTRUDED POPPY RED AVAILABLE BY THE FOOT -----        |   |   |   |   |   | AR             |                |
|                      | S1948-2-16  | *  | TRIM-EXTRUDED GOLDEN OLIVE & OLIVE GREEN -----             |   |   |   |   |   | AR             |                |
|                      | S1948-2-17  | *  | AVAILABLE BY THE FOOT -----                                |   |   |   |   |   | AR             |                |
|                      | S1948-2-18  | *  | TRIM-EXTRUDED SUNSET RED AVAILABLE BY THE FOOT -----       |   |   |   |   |   | AR             |                |
|                      | S1948-2-19  | *  | TRIM-EXTRUDED COPEN BLUE AVAILABLE BY THE FOOT -----       |   |   |   |   |   | AR             |                |
|                      | S1948-2-20  | *  | TRIM-EXTRUDED CHESTNUT BROWN AVAILABLE BY THE FOOT -----   |   |   |   |   |   | AR             |                |
| -48                  | S1050-1     | TRIM-EXTRUDED OLD GOLD AVAILABLE BY THE FOOT -----       |  |   |   |   |   |   | AR             |                |
|                      | S1050-2     | GROMMET-CATERPILLAR .056 WIDE -----                      |  |   |   |   |   |   | AR             |                |
|                      | S1050-3     | GROMMET-CATERPILLAR .090 WIDE -----                      |  |   |   |   |   |   | AR             |                |
|                      | S1050-3     | GROMMET-CATERPILLAR .131 WIDE -----                      |  |   |   |   |   |   | AR             |                |
| -49                  | S2092-1     | FABRIC FASTENER-HOOK AVAILABLE BY FOOT -----             |  |   |   |   |   |   | AR             |                |
|                      | S2092-3     | FABRIC FASTENER-HOOK AVAILABLE BY THE FOOT -----         |  |   |   |   |   |   | AR             |                |
|                      | S2092-31    | FABRIC FASTENER-HOOK RIGID VINYL BACKED -----            |  |   |   |   |   |   | AR             |                |
| -50                  | S2092-2     | AVAILABLE BY THE FOOT -----                              |  |   |   |   |   |   | AR             |                |
|                      | S2092-4     | FABRIC FASTENER-PILE AVAILABLE BY FOOT -----             |  |   |   |   |   |   | AR             |                |
|                      | S2092-30    | FABRIC FASTENER-PILE AVAILABLE BY THE FOOT -----         |  |   |   |   |   |   | AR             |                |
|                      |             | FABRIC FASTENER-PILE RIGID VINYL BACKED -----            |  |   |   |   |   |   | AR             |                |
|                      |             | AVAILABLE BY THE FOOT -----                              |  |   |   |   |   |   |                |                |

NOTE. \*PART NUMBER LISTED IN TEXT HAS A  
1/2 INCH RETURN. FOR A 7/8 INCH RETURN  
CHANGE FIRST DASH NUMBER TO -1.  
EXAMPLE-S1948-1-4.

Placards

***ABCDEFGHIJKLMN  
OPQRSTUVWXYZ  
-1234567890***

**ABCDEFGHIJKLMN  
OPQRSTUVWXYZ  
-1234567890**

**ABCDEFGHIJKLMN  
OPQRSTUVWXYZ  
-1234567890**

Figure 2. (Sheet 1 of 5) Placards, Nameplates & Exterior Markings



Placards (Cont)

**1 TAKE OFF RANGE**

**2 PITOT HEAT PUSH ON**

**3 VAC. LIGHTS PUSH TEST**

**4 THIS AIRPLANE MUST BE OPERATED IN COMPLIANCE WITH THE OPERATING LIMITATIONS STATED IN THE FORM OF PLACARDS, MARKINGS, AND MANUALS**

**4A NORMAL CATEGORY**  
 MAXIMUM DESIGN WEIGHT 2300 LBS  
 MAXIMUM TAKEOFF WEIGHT 2300 LBS  
 MAXIMUM LANDING WEIGHT 2300 LBS  
 MAXIMUM ZERO FUEL WEIGHT 1700 LBS  
 MAXIMUM PASSENGER WEIGHT 100 LBS  
 MAXIMUM CARGO WEIGHT 100 LBS  
 MAXIMUM WING LOADING 10.0 LBS/FT<sup>2</sup>  
 MAXIMUM GROSS WEIGHT 2300 LBS  
 MAXIMUM TAKEOFF SPEED 100 KTS  
 MAXIMUM LANDING SPEED 60 KTS  
 MAXIMUM CLIMB RATE 1000 FPM  
 MAXIMUM RATE OF TURN 3.0 G  
 MAXIMUM ROLL RATE 3.0 G  
 MAXIMUM G-LOADING 3.8 G  
 MAXIMUM NEGATIVE G-LOADING -1.0 G  
 MAXIMUM STALL SPEED 48 KTS  
 MAXIMUM STALL SPEED WITH FULL FLAPS 40 KTS  
 MAXIMUM STALL SPEED WITH FULL FLAPS AND 15° BANK 40 KTS  
 MAXIMUM STALL SPEED WITH FULL FLAPS AND 30° BANK 40 KTS  
 MAXIMUM STALL SPEED WITH FULL FLAPS AND 45° BANK 40 KTS  
 MAXIMUM STALL SPEED WITH FULL FLAPS AND 60° BANK 40 KTS  
 MAXIMUM STALL SPEED WITH FULL FLAPS AND 75° BANK 40 KTS  
 MAXIMUM STALL SPEED WITH FULL FLAPS AND 90° BANK 40 KTS  
 MAXIMUM STALL SPEED WITH FULL FLAPS AND 105° BANK 40 KTS  
 MAXIMUM STALL SPEED WITH FULL FLAPS AND 120° BANK 40 KTS  
 MAXIMUM STALL SPEED WITH FULL FLAPS AND 135° BANK 40 KTS  
 MAXIMUM STALL SPEED WITH FULL FLAPS AND 150° BANK 40 KTS  
 MAXIMUM STALL SPEED WITH FULL FLAPS AND 165° BANK 40 KTS  
 MAXIMUM STALL SPEED WITH FULL FLAPS AND 180° BANK 40 KTS  
 MAXIMUM STALL SPEED WITH FULL FLAPS AND 195° BANK 40 KTS  
 MAXIMUM STALL SPEED WITH FULL FLAPS AND 210° BANK 40 KTS  
 MAXIMUM STALL SPEED WITH FULL FLAPS AND 225° BANK 40 KTS  
 MAXIMUM STALL SPEED WITH FULL FLAPS AND 240° BANK 40 KTS  
 MAXIMUM STALL SPEED WITH FULL FLAPS AND 255° BANK 40 KTS  
 MAXIMUM STALL SPEED WITH FULL FLAPS AND 270° BANK 40 KTS  
 MAXIMUM STALL SPEED WITH FULL FLAPS AND 285° BANK 40 KTS  
 MAXIMUM STALL SPEED WITH FULL FLAPS AND 300° BANK 40 KTS

**5 THIS AIRPLANE MUST BE OPERATED IN COMPLIANCE WITH THE OPERATING LIMITATIONS STATED IN THE FORM OF PLACARDS, MARKINGS, AND MANUALS**

**6 172 FLOORTPLANE**  
 OPERATE AS A NORMAL CATEGORY AIRPLANE EXCEPT:  
 MAXIMUM DESIGN WEIGHT 2300 LBS  
 MAXIMUM TAKEOFF WEIGHT 2300 LBS  
 MAXIMUM LANDING WEIGHT 2300 LBS  
 MAXIMUM ZERO FUEL WEIGHT 1700 LBS  
 MAXIMUM PASSENGER WEIGHT 100 LBS  
 MAXIMUM CARGO WEIGHT 100 LBS  
 MAXIMUM WING LOADING 10.0 LBS/FT<sup>2</sup>  
 MAXIMUM GROSS WEIGHT 2300 LBS  
 MAXIMUM TAKEOFF SPEED 100 KTS  
 MAXIMUM LANDING SPEED 60 KTS  
 MAXIMUM CLIMB RATE 1000 FPM  
 MAXIMUM RATE OF TURN 3.0 G  
 MAXIMUM ROLL RATE 3.0 G  
 MAXIMUM G-LOADING 3.8 G  
 MAXIMUM NEGATIVE G-LOADING -1.0 G  
 MAXIMUM STALL SPEED 48 KTS  
 MAXIMUM STALL SPEED WITH FULL FLAPS 40 KTS  
 MAXIMUM STALL SPEED WITH FULL FLAPS AND 15° BANK 40 KTS  
 MAXIMUM STALL SPEED WITH FULL FLAPS AND 30° BANK 40 KTS  
 MAXIMUM STALL SPEED WITH FULL FLAPS AND 45° BANK 40 KTS  
 MAXIMUM STALL SPEED WITH FULL FLAPS AND 60° BANK 40 KTS  
 MAXIMUM STALL SPEED WITH FULL FLAPS AND 75° BANK 40 KTS  
 MAXIMUM STALL SPEED WITH FULL FLAPS AND 90° BANK 40 KTS  
 MAXIMUM STALL SPEED WITH FULL FLAPS AND 105° BANK 40 KTS  
 MAXIMUM STALL SPEED WITH FULL FLAPS AND 120° BANK 40 KTS  
 MAXIMUM STALL SPEED WITH FULL FLAPS AND 135° BANK 40 KTS  
 MAXIMUM STALL SPEED WITH FULL FLAPS AND 150° BANK 40 KTS  
 MAXIMUM STALL SPEED WITH FULL FLAPS AND 165° BANK 40 KTS  
 MAXIMUM STALL SPEED WITH FULL FLAPS AND 180° BANK 40 KTS  
 MAXIMUM STALL SPEED WITH FULL FLAPS AND 195° BANK 40 KTS  
 MAXIMUM STALL SPEED WITH FULL FLAPS AND 210° BANK 40 KTS  
 MAXIMUM STALL SPEED WITH FULL FLAPS AND 225° BANK 40 KTS  
 MAXIMUM STALL SPEED WITH FULL FLAPS AND 240° BANK 40 KTS  
 MAXIMUM STALL SPEED WITH FULL FLAPS AND 255° BANK 40 KTS  
 MAXIMUM STALL SPEED WITH FULL FLAPS AND 270° BANK 40 KTS  
 MAXIMUM STALL SPEED WITH FULL FLAPS AND 285° BANK 40 KTS  
 MAXIMUM STALL SPEED WITH FULL FLAPS AND 300° BANK 40 KTS

**7**

**8A**

**8**

**9 FINISH & TRIM**

**10 ENGINE OIL**  
 ABOVE 40°F USE SAE 40 - BELOW 40°F USE SAE 20  
 OIL CHANGED: \_\_\_\_\_ DATE \_\_\_\_\_  
 OIL USED: \_\_\_\_\_  
 \*DETERGENT  NON-DETERGENT   
 \*MUST COMPLY WITH CONTINENTAL SPEC. MMS-24  
 CESSNA DEALERS HAVE LIST OF APPROVED OILS

**10A ENGINE OIL**  
 ABOVE 60°F USE SAE 50  
 0°F TO 70°F USE SAE 30  
 BELOW 10°F USE SAE 20  
 OIL CHANGED: \_\_\_\_\_ DATE \_\_\_\_\_  
 OIL USED: \_\_\_\_\_  
 USE ONLY OIL THAT COMPLIES WITH LYCOMING SPEC. 301E  
 CESSNA DEALERS HAVE LIST OF APPROVED OILS

**11 120 POUNDS MAXIMUM**  
 PASSENGER  
 AND/OR CARGO WEIGHT  
 FOR ADDITIONAL LOADING INSTRUCTIONS  
 SEE WEIGHT & BALANCE DATA

**12 BOTH TANKS ON FOR TAKEOFF & LANDING**

**13 12 VOLT DC ONLY**

**14 FLAPS - PULL TO EXTEND**  
 TAKE-OFF 0° - 10°  
 LANDING 0° - 40°

**15 AVOID SLIPS WITH FLAPS DOWN**

**16**

**17**

**18**

**19**

**19A**


172 SERIAL 17249545 THRU 17257161  
 F172 SERIAL F172-0001 THRU F172-0559  
 Figure 2. (Sheet 3 of 5) Placards, Nameplates & Exterior Markings



| FIGURE AND INDEX NO. | PART NUMBER | DESCRIPTION  | UNITS PER ASSY | USABLE ON CODE |
|----------------------|-------------|--|----------------|----------------|
|                      |             |  |                |                |
| 2 -                  |             | PLACARDS, NAMEPLATES & EXTERIOR MARKINGS -----             | NP             | A              |
| - 1                  | 0413179     | PLACARD-TAKE OFF RANGE -----                               | 1              | F              |
| - 2                  | 0513153-6   | PLACARD-PITOT HEAT -----                                   | 1              | E              |
| - 3                  | 0713705-2   | PLACARD-VACUUM LIGHTS TEST -----                           | 1              | F              |
| - 4                  | 0511489-1   | PLACARD-OPERATIONAL LIMITATIONS -----                      | 1              | A              |
| - 4A                 | S1656-4     | PLACARD-OPERATIONAL LIMITATIONS -----                      | 1              | V              |
| - 5                  | 0511490-1   | PLACARD-OPERATIONAL LIMITATIONS -----                      | 1              | B              |
| - 6                  | 0513219-13  | PLACARD-FLOATPLANE -----                                   | 1              | A              |
| - 7                  | 0543032     | PLACARD-NOSE GEAR SHOCK STRUT -----                        | 1              | S              |
|                      | 0543032-2   | PLACARD-NOSE GEAR SHOCK STRUT -----                        | 1              | U              |
| - 8                  | 0700166-1   | PLACARD-DOOR HANDLE LH -----                               | 1              | AC             |
| - 8A                 | 0700166-2   | PLACARD-DOOR HANDLE RH -----                               | 1              | AC             |
| - 9                  | 0713047     | PLACARD-FINISH & TRIM -----                                | 1              |                |
| -10                  | S1397-2     | PLACARD-ENGINE OIL CHANGE -----                            | 1              | N              |
|                      | S1397-3     | PLACARD-ENGINE OIL CHANGE -----                            | 1              | T              |
|                      | S1397-4     | PLACARD-ENGINE OIL CHANGE -----                            | 1              | O              |
| -10A                 | S1397-6     | PLACARD-ENGINE OIL CHANGE -----                            | 1              | Z              |
| -11                  | 0512166-3   | PLACARD ASSEMBLY-BAGGAGE -----                             | 1              |                |
| -12                  | 0713209-1   | PLACARD-CARBURETOR AIR TEMPERATURE INDICATOR -----         | 1              | E              |
| -13                  | 0500130-1   | PLACARD-GROUND SERVICE RECEPTACLE -----                    | 1              | A              |
| -14                  | 0510194-1   | PLACARD-PULL TO EXTEND FLAPS -----                         | 1              | F              |
| -15                  | 0510188     | PLACARD-AVOID SLIPS -----                                  | 1              | F              |
| -16                  | 0500254-1   | PLACARD-TAKE OFF & LANDING WHEN EXHAUSTED USE 0505006-1 -- | 1              | J              |
|                      | 0505006-1   | PLACARD-TAKE OFF & LANDING -----                           | 1              | J              |
| -17                  | 0511167-21  | PLACARD-FUEL SELECTOR -----                                | 1              | G              |
| -18                  | 0511167-14  | PLACARD-FUEL SELECTOR -----                                | 1              | B              |
| -19                  | 0500246-11  | PLACARD-FUEL SELECTOR 18 GAL -----                         | 1              | Y              |
| -19A                 | 0716615-7   | PLACARD-FUEL SELECTOR 19 GAL -----                         | 1              | Z              |

CONTINUED ON NEXT PAGE

Placards (Cont)



172 SERIAL 17249545 THRU 17257161  
 F172 SERIAL F172-0001 THRU F172-0559


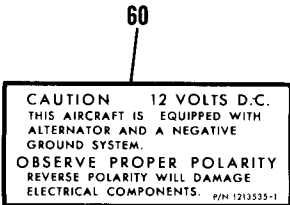

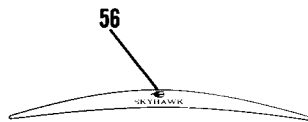
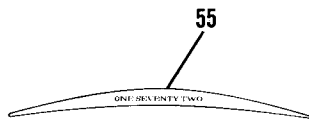
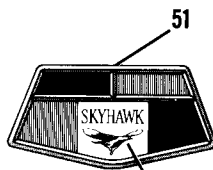
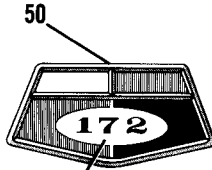
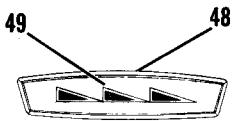
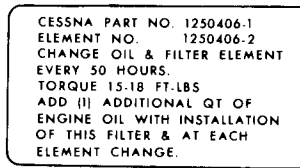
Figure 2. (Sheet 4 of 5) Placards, Nameplates & Exterior Markings



| FIGURE<br>AND<br>INDEX<br>NO. | PART NUMBER | DESCRIPTION                           |   |   |   |   |   |   | UNITS<br>PER<br>ASSY | USABLE<br>ON<br>CODE |
|-------------------------------|-------------|---------------------------------------|---|---|---|---|---|---|----------------------|----------------------|
|                               |             | 1                                     | 2 | 3 | 4 | 5 | 6 | 7 |                      |                      |
| 2 -20                         | 0500109-1   | PLACARD-SKYHAWK RH                    |   |   |   |   |   |   | 1                    | E                    |
|                               | 0500109-2   | PLACARD-SKYHAWK LH                    |   |   |   |   |   |   | 1                    | E                    |
| -21                           | 0500109-3   | PLACARD-SKYHAWK USED ON CONTROL WHEEL |   |   |   |   |   |   | 1                    | C                    |
| -22                           | 0500084-1   | NAMEPLATE-CONTROL WHEEL               |   |   |   |   |   |   | 1                    | C                    |
| -23                           | 0500124-1   | PLACARD-POWERMATIC SKYHAWK            |   |   |   |   |   |   | 1                    | B                    |
| -24                           | 0500124-2   | PLACARD-POWERMATIC 172                |   |   |   |   |   |   | 1                    | B                    |
| -25                           | 0500119-1   | PLACARD-POWERMATIC 172 EXTERIOR       |   |   |   |   |   |   | 1                    | B                    |
| -26                           | 0500119-2   | PLACARD-POWERMATIC SKYHAWK EXTERIOR   |   |   |   |   |   |   | 1                    | B                    |
| -27                           | 0500091-4   | NAMEPLATE-172                         |   |   |   |   |   |   | 1                    | C                    |
| -28                           | 0500127-1   | NAMEPLATE-172                         |   |   |   |   |   |   | 2                    | H                    |
| -29                           | 0500247-1   | PLACARD-172                           |   |   |   |   |   |   | 2                    | P                    |
| -30                           | 0500085-2   | EMBLEM-STAR                           |   |   |   |   |   |   | 2                    | E                    |
| -31                           | 0500085-1   | INSIGNA-CESSNA                        |   |   |   |   |   |   | 1                    | E                    |
| -32                           | 0500051-3   | EMBLEM-172 LH                         |   |   |   |   |   |   | 1                    | C                    |
|                               | 0500051-4   | EMBLEM-172 RH                         |   |   |   |   |   |   | 1                    | C                    |
| -33                           | 0500110-1   | NAMEPLATE-SKYHAWK                     |   |   |   |   |   |   | 1                    | C                    |
| -34                           | 0500128-1   | PLACARD-SKYHAWK                       |   |   |   |   |   |   | 2                    | H                    |
|                               | 0500255-1   | PLACARD-SKYHAWK                       |   |   |   |   |   |   | 1                    | P                    |
| -35                           | S1433-1     | PLACARD-CESSNA LABEL                  |   |   |   |   |   |   | 1                    | A                    |
| -36                           | 1400014-1   | NAMEPLATE-CESSNA                      |   |   |   |   |   |   | 2                    | H                    |
| -37                           | 0500248-1   | NAMEPLATE-CESSNA                      |   |   |   |   |   |   | 1                    | X                    |
| -38                           | 0500125-1   | PLATE-CONTROL WHEEL INSIGNA           |   |   |   |   |   |   | 1                    | D                    |
| -39                           | 0500125-4   | INSIGNA-172                           |   |   |   |   |   |   | 1                    | H                    |
| -40                           | 0500249-1   | PLACARD-172                           |   |   |   |   |   |   | 1                    | P                    |
| -41                           | 0500125-6   | INSIGNA-SKYHAWK                       |   |   |   |   |   |   | 1                    | H                    |
| -42                           | 0500250-1   | PLACARD-SKYHAWK                       |   |   |   |   |   |   | 1                    | P                    |
| -42A                          | S1714-1     | PLACARD-ALLIANCE FOR PROGRESS         |   |   |   |   |   |   | 1                    | Z                    |
| -42B                          | S1713-1     | PLACARD-HANDS OF FRIENDSHIP           |   |   |   |   |   |   | 1                    | Z                    |

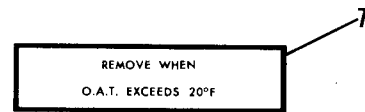

CONTINUED ON NEXT PAGE

Placards (Cont)



ONE SEVENTY TWO

SKYHAWK



172 SERIAL 17249545 THRU 17257161  
 F172 SERIAL F172-0001 THRU F172-0559  
 Figure 2. (Sheet 5 of 5) Placards, Nameplates & Exterior Markings

| FIGURE AND INDEX NO.  | PART NUMBER | DESCRIPTION  | UNITS PER ASSY | USABLE ON CODE |
|---|-------------|--|----------------|----------------|
|   |             | <b>1 2 3 4 5 6 7</b>                                     |                |                |
| 2 -43   | 1220112-4   | PLACARD-FLOATPLANE FLAPS -----                           | 1              | K              |
| -44   | 1200678-2   | PLACARD-ALTERNATE STATIC SOURCE -----                    | 1              | L              |
| -45   |             | PLACARD-OIL FILTER -----                                 | NP             | Q              |
|   | 1250410-3   | PLACARD-OIL FILTER -----                                 | 1              | R              |
| -46   | 0500404-1   | PLACARD-ONE SEVENTY TWO -----                            | 2              | T              |
| -47   | 0500405-1   | PLACARD-SKYHAWK -----                                    | 2              | T              |
| -48   | 0500125-1   | PLATE -----  | 2              | T              |
| -49   | 0700748-1   | PLACARD -----  | 2              | T              |
| -50   | 0500125-29  | PLATE-CONTROL WHEEL INSIGNIA 172 -----                   | 1              | T              |
| -51   | 0500125-31  | PLATE-CONTROL WHEEL INSIGNIA SKYHAWK -----               | 1              | T              |
| -52   | 0500401-1   | INSIGNIA-172 -----                                       | 1              | T              |
| -53   | 0500402-1   | INSIGNIA-SKYLARK -----                                   | 1              | T              |
| -54   | 0400135-1   | NAMEPLATE-CESSNA -----                                   | 2              | T              |
| -55   | 0500262-1   | PLACARD-CONTROL WHEEL 172 -----                          | 1              | AB             |
| -56   | 0500263-1   | PLACARD-CONTROL WHEEL SKYHAWK -----                      | 1              | AB             |
| -57   | 0400202-2   | PLACARD-EXTERIOR IDENTIFICATION ONE SEVENTY TWO -----    | 2              | O              |
| -58   | 0400202-3   | PLACARD-EXTERIOR IDENTIFICATION SKYHAWK -----            | 2              | O              |
| -59   | 0500266-2   | PLACARD-EXTERIOR TRIM SKYHAWK ONLY -----                 | 6              | O              |
| -60   | 1213535-1   | PLACARD-POLARITY -----                                   | 1              | U              |
| -61   | 1205010-1   | NAMEPLATE-LH -----                                       | 1              | W              |
| -62   | 1205010-2   | NAMEPLATE-RH -----                                       | 1              | W              |
| -63   | 0405002-3   | PLACARD-CONTROL WHEEL -----                              | 1              | W              |
| -64   | 1705003-1   | PLACARD-172 -----  | 1              | Z              |
| -65   | 1705004-1   | PLACARD-SKYHAWK -----                                    | 1              | Z              |
| -66   | 1205013-2   | PLACARD-EXTERIOR IDENTIFICATION 172 -----                | 2              | Z              |
| -67   | 1205013-5   | PLACARD-EXTERIOR IDENTIFICATION SKYHAWK -----            | 2              | Z              |
| -68   | 0400210-1   | PLACARD-COMPASS CORRECTION -----                         | 1              | V              |
| -69   |             | PLACARD-AIRPLANE IDENTIFICATION -----                    | NP             | V              |
| -70   | 0700319-13  | PLACARD-WINTERIZATION WHEN EXHAUSTED USE 0505009-2 ----- | 1              | J              |
|   | 0505009-2   | PLACARD-WINTERIZATION -----                              | 1              | J              |
| -71   | 0552110-3   | PLACARD-WINTERIZATION -----                              | 1              | J              |
|   | S1500       | STENCILS-SLANT LETTERS & NUMBERS SEE SHEET 1 & 2 -----   | AR             |                |
|   | S1600       | STENCILS-VERTICAL LETTERS & NUMERALS SHEET 1 & 2 -----   | AR             |                |
| <p>A---172 SERIAL 17249545 THRU 17254892<br/> F172 SERIAL F172-0001 THRU F172-0319</p> <p>B---P172 SERIAL P17257120 THRU P17257188<br/> FP172 SERIAL FP172-0001 THRU FP172-0003</p> <p>C---172 SERIAL 17249545 THRU 17250572<br/> F172 SERIAL F172-0001 THRU F172-0018</p> <p>D---172 SERIAL 17250573 THRU 17254892<br/> F172 SERIAL F172-0019 THRU F172-0319</p> <p>E---172 SERIAL 17249545 THRU 17250572<br/> F172 SERIAL F172-0001 THRU F172-0018<br/> P172 SERIAL 17257120 THRU P17257188<br/> FP172 SERIAL FP172-0001 THRU FP172-0003</p> <p>F---172 SERIAL 17249545 THRU 17251822<br/> F172 SERIAL F172-0001 THRU F172-0085<br/> P172 SERIAL P17257120 THRU P17257188<br/> FP172 SERIAL FP172-0001 THRU FP172-0003</p> <p>G---172 SERIAL 17249545 THRU 17251822<br/> F172 SERIAL F172-0001 THRU F172-0085</p> <p>H---172 SERIAL 17250573 THRU 17251822<br/> F172 SERIAL F172-0019 THRU F172-0085</p> <p>J---172 SERIAL 17251823 THRU 17257161<br/> F172 SERIAL F172-0086 THRU F172-0559</p> <p>K---172 SERIAL 17252204 THRU 17257161</p> <p>L---172 SERIAL 17252488 THRU 17257161<br/> F172 SERIAL F172-0160 THRU F172-0559</p> <p>M---DELETED</p> <p>N---172 SERIAL 17249545 THRU 17253392<br/> F172 SERIAL F172-0001 THRU F172-0179</p> <p>O---172 SERIAL 17254893 THRU 17256512<br/> F172 SERIAL F172-0320 THRU F172-0559</p> <p>P---172 SERIAL 17251823 THRU 17253392<br/> F172 SERIAL F172-0086 THRU F172-0179</p> |             |  |                |                |
| CONTINUED ON NEXT PAGE  |             |  |                |                |

| FIGURE AND INDEX NO. | PART NUMBER | DESCRIPTION  | UNITS PER ASSY | USABLE ON CODE |
|----------------------|-------------|--|----------------|----------------|
| 2 -                  |             | <p style="text-align: center;"><b>1 2 3 4 5 6 7</b></p> <p>Q---172 SERIAL 17250751 THRU 17253464<br/>                     F172 SERIAL F172-0039 THRU F172-0203</p> <p>R---172 SERIAL 17253465 THRU 17257161<br/>                     F172 SERIAL F172-0204 THRU F172-0559</p> <p>S---172 SERIAL 17249545 THRU 17254892<br/>                     F172 SERIAL F172-0001 THRU F172-0319<br/>                     P172 SERIAL P17257120 THRU P17257188<br/>                     FP172 SERIAL FP172-0001 THRU FP172-0003</p> <p>T---172 SERIAL 17253393 THRU 17254892<br/>                     F172 SERIAL F172-0180 THRU F172-0319</p> <p>U---172 SERIAL 17254893 THRU 17257161<br/>                     F172 SERIAL F172-0320 THRU F172-0559</p> <p>V---172 SERIAL 17254893 THRU 17257161<br/>                     F172 SERIAL F172-0320 THRU F172-0559</p> <p>W---172 SERIAL 17256513 THRU 17257161<br/>                     F172 SERIAL F172-0432 THRU F172-0435<br/>                     F172-0443, F172-0447 THRU F172-0559</p> <p>X---172 SERIAL 17251823 THRU 17253392<br/>                     F172 SERIAL F172-0086 THRU F172-0179<br/>                     172 SERIAL 17254893 THRU 17256512<br/>                     F172 SERIAL F172-0320 THRU F172-0431<br/>                     F172-0436 THRU F172-0442<br/>                     F172-0444 THRU F172-0446</p> <p>Y---172 SERIAL 17251823 THRU 17256512<br/>                     F172 SERIAL F172-0086 THRU F172-0559</p> <p>Z---172 SERIAL 17256513 THRU 17257161</p> <p>AA---172 SERIAL 17249545 THRU 17256512<br/>                     F172 SERIAL F172-0001 THRU F172-0559</p> <p>AB---172 SERIAL 17254893 THRU 17256512<br/>                     F172 SERIAL F172-0320 THRU F172-0431<br/>                     F172-0436 THRU F172-0442<br/>                     F172-0444 THRU F172-0446</p> <p>AC---172 SERIAL 17253393 THRU 17257161<br/>                     F172 SERIAL F172-0180 THRU F172-0559</p> |                |                |

| FIGURE AND INDEX NO. | PART NUMBER  | DESCRIPTION   | UNITS PER ASSY | USABLE ON CODE |
|----------------------|--------------|---|----------------|----------------|
|                      |              | <b>1 2 3 4 5 6 7</b>  |                |                |
| 3 -                  |              | PLACARDS, NAMEPLATES & EXTERIOR MARKINGS -----                          | NP             | A              |
| - 1                  | 1205001-34   | PLACARD-OPERATIONAL LIMITATIONS FLOATPLANE -----                        | 1              | S              |
| - 1A                 | 1205001-101  | PLACARD-OPERATIONAL LIMITATIONS FLOATPLANE -----<br>DAY-NIGHT-VFR-IFR   | 1              | J              |
|                      | 1205001-102  | PLACARD-OPERATIONAL LIMITATIONS FLOATPLANE -----<br>DAY-NIGHT-VFR       | 1              | J              |
|                      | 1205001-156  | PLACARD-OPERATIONAL LIMITATIONS FLOATPLANE DAY-VFR ---                  | 1              | AE             |
|                      | 1205001-134  | PLACARD-OPERATIONAL LIMITATIONS FLOATPLANE -----<br>DAY-NIGHT-VFR       | 1              | AE             |
|                      | 1205001-133  | PLACARD-OPERATIONAL LIMITATIONS FLOATPLANE -----<br>DAY-NIGHT-VFR-IFR   | 1              | AE             |
| - 2                  | 1205001-12   | PLACARD-OPERATIONAL LIMITATIONS 172 -----                               | 1              | S              |
| - 2A                 | 1205001-73   | PLACARD-OPERATIONAL LIMITATIONS 172 -----<br>DAY-NIGHT-VFR-IFR          | 1              | V              |
|                      | 1205001-74   | PLACARD-OPERATIONAL LIMITATIONS 172 -----<br>DAY-NIGHT-VFR              | 1              | V              |
| - 2B                 | 1205001-112  | PLACARD-OPERATIONAL LIMITATIONS 172 -----<br>DAY-NIGHT-VFR-IFR          | 1              | AC             |
|                      | 1205001-113  | PLACARD-OPERATIONAL LIMITATIONS 172 -----<br>DAY-NIGHT-VFR              | 1              | AC             |
| - 2C                 | 1205001-127  | PLACARD-OPERATIONAL LIMITATIONS 172 -----<br>DAY-NIGHT-VFR-IFR          | 1              | AE             |
|                      | 1205001-128  | PLACARD-OPERATIONAL LIMITATIONS 172 -----<br>DAY-NIGHT-VFR              | 1              | AE             |
|                      | 1205001-147  | PLACARD-OPERATIONAL LIMITATIONS 172 -----<br>DAY-VFR                    | 1              | AE             |
| - 3                  | 1205001-26   | PLACARD-OPERATIONAL LIMITATIONS F172 -----                              | 1              | T              |
| - 3A                 | 1205001-75   | PLACARD-OPERATIONAL LIMITATIONS F172 -----<br>DAY-NIGHT-VFR-IFR ENGLISH | 1              | K              |
|                      | 1205001-95   | PLACARD-OPERATIONAL LIMITATIONS F172 -----<br>DAY-NIGHT-VFR-IFR FRENCH  | 1              | K              |
|                      | 1205001-76   | PLACARD-OPERATIONAL LIMITATIONS F172 -----<br>DAY-NIGHT-VFR ENGLISH     | 1              | K              |
|                      | 1205001-96   | PLACARD-OPERATIONAL LIMITATIONS F172 -----<br>DAY-NIGHT-VFR FRENCH      | 1              | K              |
| - 3B                 | 1205001-129  | PLACARD-OPERATIONAL LIMITATIONS F172 -----<br>DAY-NIGHT-VFR-IFR ENGLISH | 1              | AF             |
|                      | 1205001-131  | PLACARD-OPERATIONAL LIMITATIONS F172 -----<br>DAY-NIGHT-VFR-IFR FRENCH  | 1              | AF             |
|                      | 1205001-130  | PLACARD-OPERATIONAL LIMITATIONS F172 -----<br>DAY-NIGHT-VFR ENGLISH     | 1              | AF             |
|                      | 1205001-132  | PLACARD-OPERATIONAL LIMITATIONS F172 -----<br>NIGHT-VFR FRENCH          | 1              | AF             |
|                      | 1205001-148  | PLACARD-OPERATIONAL LIMITATIONS F172 -----<br>DAY-VFR ENGLISH           | 1              | AF             |
|                      | 1205001-149  | PLACARD-OPERATIONAL LIMITATIONS F172 -----<br>DAY-VFR FRENCH            | 1              | AF             |
| - 4                  | 0543032-2    | PLACARD-NOSE GEAR SHOCK STRUT -----                                     | 1              |                |
| - 5                  | 0713047      | PLACARD-FINISH & TRIM -----   | 1              |                |
| - 5A                 | 0505020-2    | PLACARD-MASTER SWITCH -----   | 1              | AM             |
| - 6                  | 0505011-1    | PLACARD-ENGINE OIL CHANGE -----   | 1              |                |
| - 6A                 | C622003-0103 | PLACARD-STROBE LIGHT -----  | 1              | V              |
|                      | C622003-0105 | PLACARD-STROBE LIGHT -----  | 1              | W              |
| - 7                  | 0716615-7    | PLACARD-FUEL SELECTOR 19 GAL WEU 0705048-2 -----                        | 1              |                |
|                      | 0705048-2    | PLACARD-FUEL SELECTOR 19 GAL -----                                      | 1              |                |
|                      | 0716615-9    | PLACARD-FUEL SELECTOR 24 GAL LONG RANGE WING -----<br>WEU 0705048-3     | 1              |                |
|                      | 0705048-3    | PLACARD-FUEL SELECTOR 24 GAL LONG RANGE WING -----                      | 1              |                |
| - 8                  | S1714-1      | PLACARD-ALLIANCE FOR PROGRESS -----                                     | 1              |                |
| - 9                  | S1713-1      | PLACARD-HANDS OF FRIENDSHIP -----                                       | 1              |                |
| - 10                 | 1205010-3    | PLACARD-LH -----  | 1              | C              |
| - 11                 | 1205010-4    | PLACARD-RH -----  | 1              | C              |
| - 11A                | 0505015-1    | PLACARD-WHEEL FAIRING LH -----  | 2              | E              |
|                      | 0505015-2    | PLACARD-WHEEL FAIRING RH -----  | 2              | E              |
| - 12                 | 0700166-1    | PLACARD-DOOR HANDLE LH -----  | 1              | B              |
| - 13                 | 0700166-2    | PLACARD-DOOR HANDLE RH -----  | 1              | B              |
| - 14                 | 1705015-1    | PLACARD-DOOR HANDLE LH -----  | 1              | N              |
| - 14A                | 1705015-2    | PLACARD-DOOR HANDLE RH -----  | 1              | N              |
| - 15                 | 0505017-1    | PLATE-CONTROL WHEEL PLACARD -----                                       | 1              | AM             |
| - 16                 | 0505008-7    | PLACARD-CONTROL WHEEL 172 -----   | 1              | P              |
| - 17                 | 0505008-8    | PLACARD-CONTROL WHEEL F172 -----  | 1              | Q              |
| - 18                 | 0505008-2    | PLACARD-CONTROL WHEEL SKYHAWK -----                                     | 1              | P              |
| - 19                 | 0505012-1    | PLACARD-PENNANT -----   | 2              | E              |
|                      | 0505012-2    | PLACARD-PENNANT -----   | 2              | V              |

CONTINUED ON NEXT PAGE

| FIGURE AND INDEX NO. | PART NUMBER | DESCRIPTION  | UNITS PER ASSY | USABLE ON CODE |
|----------------------|-------------|--|----------------|----------------|
|                      |             |  |                |                |
| 3 -20                | 1220112-4   | PLACARD-FLOATPLANE FLAPS -----                             | 1              |                |
| -21                  | 0505005-1   | PLACARD-ALTERNATE STATIC SOURCE -----                      | 1              | E              |
| -22                  | 1250410-3   | PLACARD-OIL FILTER -----                                   | 1              |                |
| -23                  | 1205024-1   | PLACARD-POLARITY -----                                     | 1              |                |
| -24                  | 0400210-1   | PLACARD-COMPASS CORRECTION -----                           | 1              | AN             |
|                      | 0400210-2   | PLACARD-COMPASS CORRECTION FLOATPLANE ONLY -----           | 1              |                |
| -25                  |             | PLACARD-AIRPLANE IDENTIFICATION -----                      | NP             |                |
| -26                  | 0505009-2   | PLACARD-WINTERIZATION -----                                | 1              | E              |
| -26A                 | 0505009-3   | PLACARD-WINTERIZATION -----                                | 1              | F              |
| -26B                 | 0552154-1   | PLACARD-WINTERIZATION -----                                | 1              | AR             |
| -27                  | 0552110-3   | PLACARD-WINTERIZATION -----                                | 1              |                |
| -28                  | 0710032-2   | PLATE-BAGGAGE PLACARD -----                                | 1              | AG             |
| -29                  | 0505007-1   | PLACARD-BAGGAGE -----                                      | 1              | AG             |
| -29A                 | 0505043-1   | PLACARD-BAGGAGE -----                                      | 1              | AH             |
| -30                  | 0505006-1   | PLACARD-TAKE-OFF & LANDING -----                           | 1              |                |
| -31                  | S1397-6     | PLACARD-ENGINE OIL CHANGE -----                            | 1              |                |
| -32                  | 0505021-3   | PLACARD-CONTROL WHEEL 172 -----                            | 1              | G              |
| -32A                 | 0505025-4   | PLACARD-CONTROL WHEEL 172 -----                            | 1              | X              |
| -32B                 | 0505034-1   | PLACARD-CONTROL WHEEL 172 -----                            | 1              | AC             |
| -33                  | 0505021-4   | PLACARD-CONTROL WHEEL SKYHAWK -----                        | 1              | G              |
| -33A                 | 0505025-5   | PLACARD-CONTROL WHEEL SKYHAWK -----                        | 1              | X              |
| -33B                 | 0505034-2   | PLACARD-CONTROL WHEEL SKYHAWK -----                        | 1              | AC             |
| -34                  | 0505021-5   | PLACARD-CONTROL WHEEL F172 -----                           | 1              | R              |
| -34A                 | 0505025-6   | PLACARD-CONTROL WHEEL F172 -----                           | 1              | Y              |
| -34B                 | 0505034-3   | PLACARD-CONTROL WHEEL F172 -----                           | 1              | AD             |
| -35                  | 1505014-1   | PLACARD 172 & SKYHAWK -----                                | 1              | G              |
| -35A                 | 1505022-1   | PLACARD 172 & SKYHAWK -----                                | 2              | X              |
| -35B                 | 1705022-1   | PLACARD 172 & SKYHAWK -----                                | 2              | AC             |
| -36                  | 1505015-10  | PLACARD F172 -----   | 2              | H              |
| -36A                 | 1505024-1   | PLACARD F172 -----   | 2              | Y              |
|                      | 0505030-1   | PLACARD F172 -----   | 2              | AD             |
| -37                  | 1505015-7   | PLACARD 172 -----  | 2              | L              |
|                      | 1505015-40  | PLACARD 172 -----  | 2              | U              |
| -37A                 | 0505032-1   | PLACARD 172 -----  | 2              | AC             |
| -38                  | 1505015-8   | PLACARD F172 -----   | 2              | M              |
| -38A                 | 0505031-1   | PLACARD F172 -----   | 2              | AD             |
| -39                  | 1505015-9   | PLACARD SKYHAWK -----                                      | 2              | L              |
|                      | 0505033-1   | PLACARD SKYHAWK -----                                      | 2              | AC             |
|                      | 1505015-39  | PLACARD SKYHAWK -----                                      | 2              | U              |
| -40                  | 1205004-1   | PLACARD-MAP LIGHT DIM -----                                | 1              |                |
| -41                  | 0404013-1   | PLACARD-CESSNA EXTERIOR EMBLEM -----                       | 1              | W              |
| -42                  | 0505027-1   | PLACARD-RPM LIMITATION -----                               | 1              | AB             |
| -43                  |             | DELETED-NOT USED -----                                     |                |                |
| -44                  | 0505026-1   | PILOTS CHECK LIST-172 -----                                | 1              | Z              |
|                      | 0505026-2   | PILOTS CHECK LIST-F172 -----                               | 1              | AA             |
| -45                  | 0405018-1   | NAMEPLATE-CONTROL WHEEL -----                              | 1              | AK             |
| -46                  | 0405018-2   | NAMEPLATE-CONTROL WHEEL -----                              | 1              | AL             |
| -47                  | 0505036-1   | PLACARD-EXTERIOR 172 -----                                 | 1              | AK             |
| -48                  | 0505037-1   | PLACARD-EXTERIOR SKYHAWK -----                             | 1              | AK             |
| -49                  | 0505038-1   | PLACARD-EXTERIOR F172 -----                                | 1              | AL             |
| -50                  | 0405020-2   | PLACARD-EXTERIOR -----                                     | 1              | AK             |
| -51                  | 0405022-2   | PLACARD-EXTERIOR -----                                     | 1              | AL             |
| -52                  | 1205085-1   | PLACARD-EMERGENCY LOCATOR TRANSMITTER -----                | 1              | AJ             |
| -53                  | 1205085-2   | PLACARD-EMERGENCY LOCATOR TRANSMITTER -----                | 1              | AH             |
| -54                  | 0405027-1   | NAMEPLATE-CONTROL WHEEL 172 -----                          | 1              | AP             |
| -55                  | 0405027-3   | NAMEPLATE-CONTROL WHEEL F172 -----                         | 1              | AQ             |
| -56                  | 0405027-5   | NAMEPLATE-CONTROL WHEEL SKYHAWK -----                      | 1              | AP             |
| -57                  | 0405027-6   | NAMEPLATE-CONTROL WHEEL SKYHAWK II -----                   | 1              | AP             |
| -58                  | 0405028-3   | PLACARD-EXTERIOR BLACK 172 -----                           | 2              | AP             |
|                      | 0405028-1   | PLACARD-EXTERIOR WHITE 172 & SKYHAWK -----                 | 2              | AP             |
| -59                  | 0405029-2   | PLACARD-EXTERIOR BLACK F172 -----                          | 2              | AQ             |
|                      | 0405029-1   | PLACARD-EXTERIOR WHITE FRENCH SKYHAWK II -----             | 2              | AQ             |
| -60                  | 0505044-4   | PLACARD-EXTERIOR RH SKYHAWK -----                          | 1              | AH             |
|                      | 0505044-3   | PLACARD-EXTERIOR LH SKYHAWK -----                          | 1              | AH             |
| -61                  | 0505044-1   | PLACARD-EXTERIOR SKYHAWK -----                             | 2              | AP             |
| -62                  | 0505044-2   | PLACARD-EXTERIOR SKYHAWK II -----                          | 2              | AH             |
| -63                  | 0505046-1   | PLACARD-EXTERIOR 172 -----                                 | 2              | AP             |
| -64                  | 0505046-2   | PLACARD-EXTERIOR F172 -----                                | 2              | AQ             |
|                      | S1500       | STENCILS-SLANT LETTERS & NUMERALS SEE SHEET 1 & 2 -----    | AR             |                |
|                      | S1600       | STENCILS-VERTICAL LETTERS & NUMERALS SEE SHEET 1 & 2 ----- | AR             |                |

CONTINUED ON NEXT PAGE



| FIGURE AND INDEX NO. | PART NUMBER | DESCRIPTION  | UNITS PER ASSY | USABLE ON CODE |
|----------------------|-------------|--|----------------|----------------|
| 3 -                  |             | <p style="text-align: center;"><b>1 2 3 4 5 6 7</b></p> <p>A---172 SERIAL 17257162 THRU 17263458<br/> F172 SERIAL F172-0560 THRU F17201234</p> <p>B---172 SERIAL 17257162 THRU 17258364<br/> F172 SERIAL F172-0560 THRU F17200679</p> <p>C---172 SERIAL 17257162 THRU 17258486<br/> F172 SERIAL F172-0560 THRU F172-0654</p> <p>D---DELETED</p> <p>E---172 SERIAL 17257162 THRU 17259223<br/> F172 SERIAL F172-0560 THRU F17200754</p> <p>F---172 SERIAL 17259224 THRU 17263458<br/> F172 SERIAL F17200755 THRU F17201234</p> <p>G---172 SERIAL 17258487 THRU 17259223</p> <p>H---F172 SERIAL F17200655 THRU F17200754</p> <p>J---172 SERIAL 17259224 THRU 17260758</p> <p>K---F172 SERIAL F17200755 THRU F17200904</p> <p>L---172 SERIAL 17258487 THRU 17259903</p> <p>M---F172 SERIAL F17200655 THRU F17200804</p> <p>N---172 SERIAL 17258365 THRU 17263458<br/> F172 SERIAL F17200680 THRU F17201234</p> <p>P---172 SERIAL 17257162 THRU 17258486</p> <p>Q---F172 SERIAL F172-0560 THRU F172-0654</p> <p>R---F172 SERIAL F17200655 THRU F17200754</p> <p>S---172 SERIAL 17257162 THRU 17259223</p> <p>T---F172 SERIAL F172-0560 THRU F17200754</p> <p>U---172 SERIAL 17259224 THRU 17259903 ALASKAN ONLY</p> <p>V---172 SERIAL 17259224 THRU 17259903<br/> F172 SERIAL F17200755 THRU F17200804</p> <p>W---172 SERIAL 17259904 THRU 17263458<br/> F172 SERIAL F17200805 THRU F17201234</p> <p>X---172 SERIAL 17259224 THRU 17259903</p> <p>Y---F172 SERIAL F17200755 THRU F17200804</p> <p>Z---172 SERIAL 17259904 THRU 17263458</p> <p>AA---F172 SERIAL F17200805 THRU F17201234</p> <p>AB---172 SERIAL 17259570 THRU 17259700</p> <p>AC---172 SERIAL 17259904 THRU 17260758</p> <p>AD---F172 SERIAL F17200805 THRU F17200904</p> <p>AE---172 SERIAL 17260759 THRU 17263458</p> <p>AF---F172 SERIAL F17200905 THRU F17201234</p> <p>AG---172 SERIAL 17257162 THRU 17261898<br/> F172 SERIAL F172-0560 THRU F17201034</p> <p>AH---172 SERIAL 17261899 THRU 17263458<br/> F172 SERIAL F17201035 THRU F17201234</p> <p>AJ---172 SERIAL 17258946 THRU 17261898<br/> F172 SERIAL F17200824 THRU F17201034</p> <p>AK---172 SERIAL 17260759 THRU 17261898</p> <p>AL---F172 SERIAL F17200905 THRU 17261898</p> <p>AM---172 SERIAL 17257162 THRU 17259903<br/> F172 SERIAL F172-0560 THRU F17200804</p> <p>AN---172 SERIAL 17257162 THRU 17260758<br/> F172 SERIAL F172-0560 THRU F17200904</p> <p>AP---172 SERIAL 17261899 THRU 17263458</p> <p>AQ---F172 SERIAL F17201035 THRU F17201234</p> <p>AR---172 SERIAL 17262932,<br/> 17262945 THRU 17263458</p> |                |                |

Placards (Cont)

**NORMAL CATEGORY - FLOATPLANE**

Normal Category - Floatplane

MAXIMUMS

|                    |                     |             |
|--------------------|---------------------|-------------|
| MANEUVERING SPEED  | 122 mph CAS         | 122 mph CAS |
| GROSS WEIGHT       | 2700 lbs.           | 2000 lbs.   |
| FLIGHT LOAD FACTOR | Flaps Up +3.0 -1.52 | +3.0 -1.76  |
|                    | Flaps Down +3.5     | +3.5        |

Normal Category - No acrobatic maneuvers including spins approved. Utility Category - Rappelling, compartment and seat not used in flight.

**NO AEROBATIC MANEUVERS APPROVED EXCEPT THOSE LISTED BELOW**

|               |                     |          |                                 |
|---------------|---------------------|----------|---------------------------------|
| Maneuver      | Max. Entry Speed    | Recovery | Max. Entry Speed                |
| Climb-out     | 122 mph (100 knots) | Spins    | Show Directional Spin Direction |
| Low Entry     | 122 mph (100 knots) | Stalls   | Show Directional Spin Direction |
| Steepest Turn | 122 mph (100 knots) | Stalls   | Show Directional Spin Direction |

Spin Recovery - Spin recovery must be initiated by the pilot. Spin recovery must be initiated by the pilot. This placard is certified for the following flight operations: day, night, VFR, IFR.

**FLYING**

This placard must be operated in compliance with the operating procedures as stated in the form of placards, markings, and manuals.

**MAXIMUMS**

|                    |                         |
|--------------------|-------------------------|
| MANEUVERING SPEED  | 122 mph CAS (100 knots) |
| GROSS WEIGHT       | 2700 lbs.               |
| FLIGHT LOAD FACTOR | Flaps Up +3.0 -1.52     |
|                    | Flaps Down +3.5         |

**WATER BUDDER** - Extend for use, retract for taxi, flight and landing.

**FLAPS** - 100% for taxi.

Non-acrobatic maneuvers, including spins, approved. Altitude loss in a stall recovery 120 ft. Known spin conditions to be avoided. This placard is certified for the following flight operations: day, night, VFR, IFR.

**NORMAL CATEGORY**

Normal Category

MAXIMUMS

|                    |                     |             |
|--------------------|---------------------|-------------|
| MANEUVERING SPEED  | 122 mph CAS         | 122 mph CAS |
| GROSS WEIGHT       | 2700 lbs.           | 2000 lbs.   |
| FLIGHT LOAD FACTOR | Flaps Up +3.0 -1.52 | +3.0 -1.76  |
|                    | Flaps Down +3.5     | +3.5        |

Normal Category - No acrobatic maneuvers including spins approved. Utility Category - Rappelling, compartment and seat not used in flight.

**NO AEROBATIC MANEUVERS APPROVED EXCEPT THOSE LISTED BELOW**

|               |                     |          |                                 |
|---------------|---------------------|----------|---------------------------------|
| Maneuver      | Max. Entry Speed    | Recovery | Max. Entry Speed                |
| Climb-out     | 122 mph (100 knots) | Spins    | Show Directional Spin Direction |
| Low Entry     | 122 mph (100 knots) | Stalls   | Show Directional Spin Direction |
| Steepest Turn | 122 mph (100 knots) | Stalls   | Show Directional Spin Direction |

Spin Recovery - Spin recovery must be initiated by the pilot. Spin recovery must be initiated by the pilot. This placard is certified for the following flight operations: day, night, VFR, IFR.

**NORMAL CATEGORY**

Normal Category

MAXIMUMS

|                    |                     |             |
|--------------------|---------------------|-------------|
| MANEUVERING SPEED  | 122 mph CAS         | 122 mph CAS |
| GROSS WEIGHT       | 2700 lbs.           | 2000 lbs.   |
| FLIGHT LOAD FACTOR | Flaps Up +3.0 -1.52 | +3.0 -1.76  |
|                    | Flaps Down +3.5     | +3.5        |

Normal Category - No acrobatic maneuvers including spins approved. Utility Category - Rappelling, compartment and seat not used in flight.

**NO AEROBATIC MANEUVERS APPROVED EXCEPT THOSE LISTED BELOW**

|               |                     |          |                                 |
|---------------|---------------------|----------|---------------------------------|
| Maneuver      | Max. Entry Speed    | Recovery | Max. Entry Speed                |
| Climb-out     | 122 mph (100 knots) | Spins    | Show Directional Spin Direction |
| Low Entry     | 122 mph (100 knots) | Stalls   | Show Directional Spin Direction |
| Steepest Turn | 122 mph (100 knots) | Stalls   | Show Directional Spin Direction |

Spin Recovery - Spin recovery must be initiated by the pilot. Spin recovery must be initiated by the pilot. This placard is certified for the following flight operations: day, night, VFR, IFR.

**UTILITY CATEGORY**

Utility Category

MAXIMUMS

|                    |                     |             |
|--------------------|---------------------|-------------|
| MANEUVERING SPEED  | 122 mph CAS         | 122 mph CAS |
| GROSS WEIGHT       | 2700 lbs.           | 2000 lbs.   |
| FLIGHT LOAD FACTOR | Flaps Up +3.0 -1.52 | +3.0 -1.76  |
|                    | Flaps Down +3.5     | +3.5        |

Utility Category - No acrobatic maneuvers including spins approved. Normal Category - Rappelling, compartment and seat not used in flight.

**NO AEROBATIC MANEUVERS APPROVED EXCEPT THOSE LISTED BELOW**

|               |                     |          |                                 |
|---------------|---------------------|----------|---------------------------------|
| Maneuver      | Max. Entry Speed    | Recovery | Max. Entry Speed                |
| Climb-out     | 122 mph (100 knots) | Spins    | Show Directional Spin Direction |
| Low Entry     | 122 mph (100 knots) | Stalls   | Show Directional Spin Direction |
| Steepest Turn | 122 mph (100 knots) | Stalls   | Show Directional Spin Direction |

Spin Recovery - Spin recovery must be initiated by the pilot. Spin recovery must be initiated by the pilot. This placard is certified for the following flight operations: day, night, VFR, IFR.

**UTILITY CATEGORY**

Utility Category

MAXIMUMS

|                    |                     |             |
|--------------------|---------------------|-------------|
| MANEUVERING SPEED  | 122 mph CAS         | 122 mph CAS |
| GROSS WEIGHT       | 2700 lbs.           | 2000 lbs.   |
| FLIGHT LOAD FACTOR | Flaps Up +3.0 -1.52 | +3.0 -1.76  |
|                    | Flaps Down +3.5     | +3.5        |

Utility Category - No acrobatic maneuvers including spins approved. Normal Category - Rappelling, compartment and seat not used in flight.

**NO AEROBATIC MANEUVERS APPROVED EXCEPT THOSE LISTED BELOW**

|               |                     |          |                                 |
|---------------|---------------------|----------|---------------------------------|
| Maneuver      | Max. Entry Speed    | Recovery | Max. Entry Speed                |
| Climb-out     | 122 mph (100 knots) | Spins    | Show Directional Spin Direction |
| Low Entry     | 122 mph (100 knots) | Stalls   | Show Directional Spin Direction |
| Steepest Turn | 122 mph (100 knots) | Stalls   | Show Directional Spin Direction |

Spin Recovery - Spin recovery must be initiated by the pilot. Spin recovery must be initiated by the pilot. This placard is certified for the following flight operations: day, night, VFR, IFR.

**UTILITY CATEGORY**

Utility Category

MAXIMUMS

|                    |                     |             |
|--------------------|---------------------|-------------|
| MANEUVERING SPEED  | 122 mph CAS         | 122 mph CAS |
| GROSS WEIGHT       | 2700 lbs.           | 2000 lbs.   |
| FLIGHT LOAD FACTOR | Flaps Up +3.0 -1.52 | +3.0 -1.76  |
|                    | Flaps Down +3.5     | +3.5        |

Utility Category - No acrobatic maneuvers including spins approved. Normal Category - Rappelling, compartment and seat not used in flight.

**NO AEROBATIC MANEUVERS APPROVED EXCEPT THOSE LISTED BELOW**

|               |                     |          |                                 |
|---------------|---------------------|----------|---------------------------------|
| Maneuver      | Max. Entry Speed    | Recovery | Max. Entry Speed                |
| Climb-out     | 122 mph (100 knots) | Spins    | Show Directional Spin Direction |
| Low Entry     | 122 mph (100 knots) | Stalls   | Show Directional Spin Direction |
| Steepest Turn | 122 mph (100 knots) | Stalls   | Show Directional Spin Direction |

Spin Recovery - Spin recovery must be initiated by the pilot. Spin recovery must be initiated by the pilot. This placard is certified for the following flight operations: day, night, VFR, IFR.

**UTILITY CATEGORY**

Utility Category

MAXIMUMS

|                    |                     |             |
|--------------------|---------------------|-------------|
| MANEUVERING SPEED  | 122 mph CAS         | 122 mph CAS |
| GROSS WEIGHT       | 2700 lbs.           | 2000 lbs.   |
| FLIGHT LOAD FACTOR | Flaps Up +3.0 -1.52 | +3.0 -1.76  |
|                    | Flaps Down +3.5     | +3.5        |

Utility Category - No acrobatic maneuvers including spins approved. Normal Category - Rappelling, compartment and seat not used in flight.

**NO AEROBATIC MANEUVERS APPROVED EXCEPT THOSE LISTED BELOW**

|               |                     |          |                                 |
|---------------|---------------------|----------|---------------------------------|
| Maneuver      | Max. Entry Speed    | Recovery | Max. Entry Speed                |
| Climb-out     | 122 mph (100 knots) | Spins    | Show Directional Spin Direction |
| Low Entry     | 122 mph (100 knots) | Stalls   | Show Directional Spin Direction |
| Steepest Turn | 122 mph (100 knots) | Stalls   | Show Directional Spin Direction |

Spin Recovery - Spin recovery must be initiated by the pilot. Spin recovery must be initiated by the pilot. This placard is certified for the following flight operations: day, night, VFR, IFR.

**UTILITY CATEGORY**

Utility Category

MAXIMUMS

|                    |                     |             |
|--------------------|---------------------|-------------|
| MANEUVERING SPEED  | 122 mph CAS         | 122 mph CAS |
| GROSS WEIGHT       | 2700 lbs.           | 2000 lbs.   |
| FLIGHT LOAD FACTOR | Flaps Up +3.0 -1.52 | +3.0 -1.76  |
|                    | Flaps Down +3.5     | +3.5        |

Utility Category - No acrobatic maneuvers including spins approved. Normal Category - Rappelling, compartment and seat not used in flight.

**NO AEROBATIC MANEUVERS APPROVED EXCEPT THOSE LISTED BELOW**

|               |                     |          |                                 |
|---------------|---------------------|----------|---------------------------------|
| Maneuver      | Max. Entry Speed    | Recovery | Max. Entry Speed                |
| Climb-out     | 122 mph (100 knots) | Spins    | Show Directional Spin Direction |
| Low Entry     | 122 mph (100 knots) | Stalls   | Show Directional Spin Direction |
| Steepest Turn | 122 mph (100 knots) | Stalls   | Show Directional Spin Direction |

Spin Recovery - Spin recovery must be initiated by the pilot. Spin recovery must be initiated by the pilot. This placard is certified for the following flight operations: day, night, VFR, IFR.

**LEVEL SELECTOR**

ALL FLIGHT ALTITUDES

LEFT 19 gal LEVEL FLIGHT ONLY

RIGHT 19 gal LEVEL FLIGHT ONLY

OFF

FINISH X 1/8" W

DO NOT TURN OFF ALTERNATOR IN FLIGHT EXCEPT IN EMERGENCY

**WARNING**

TURN OFF STROBE LIGHTS WHEN TAXING IN VICINITY OF OTHER AIRCRAFT, OR DURING FLIGHT THROUGH CLOUDS, FOG OR HAZE.

**ALIANÇA PARA PROGRESSO**

UNITED STATES OF AMERICA

OPEN CLOSE LOCK

11A

19

**CESSNA**

**CESSNA**

15

16

172

15

17

172

14

14A

15

18

SKYHAWK

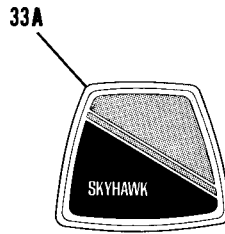
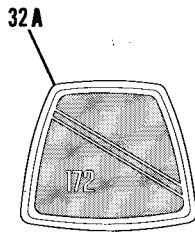

172 SERIAL 17257162 THRU 17263458  
 F172 SERIAL F172-0560 THRU F17201234

Figure 3. (Sheet 1 of 4) Placards, Nameplates & Exterior Markings





Placards (Cont)



32B



33B



34B



26A



26B

172

37A

F 172

38A

CESSNA

35B



41

**172 & SKYHAWK CHECK LIST**

**BEFORE TAKE-OFF**

1. Controls - FREE AND CORRECT
2. Elevator trim - TAKE-OFF
3. Fuel selector - BOTH
4. Carburetor heat - OFF
5. Mixture - RICH
6. Flaps 0°
7. Instruments - CHECK AND SET
8. Seats and belts - SECURE

**BEFORE LANDING**

1. Fuel selector - BOTH
2. Mixture - RICH
3. Carburetor heat - ON
4. Airspeed - 75 MPH FLAPS UP  
70 MPH FLAPS DOWN

050500-2E-1

44

050502-1 AVOID CONTINUOUS OPERATION

1. ABOVE 75% POWER IN CRUISE
2. ABOVE 2500 RPM IN FULL THROTTLE CLIMB

42

MAP LIGHT DIM

40



45



46

skyhawk

48

one seventy two

47

F 172 CESSNA

49

50


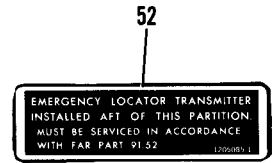
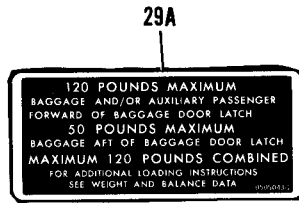
REIMS/CESSNA

51

172 SERIAL 17257162 THRU 17263458  
F172 SERIAL F172-0560 THRU F17201234

Figure 3. (Sheet 3 of 4) Placards, Nameplates & Exterior Markings

Placards (Cont)



58

59

**CESSNA**

**REIMS/CESSNA**

61

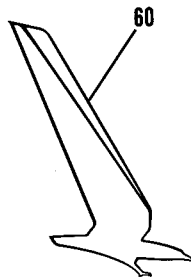
*Skyhawk*

62

*Skyhawk II*

63

**172**



64

**F172**

172 SERIAL 17257162 THRU 17263458  
F172 SERIAL F172-0560 THRU F17201234

Figure 3. ( Sheet 4 of 4 ) Placards , Nameplates & Exterior Markings

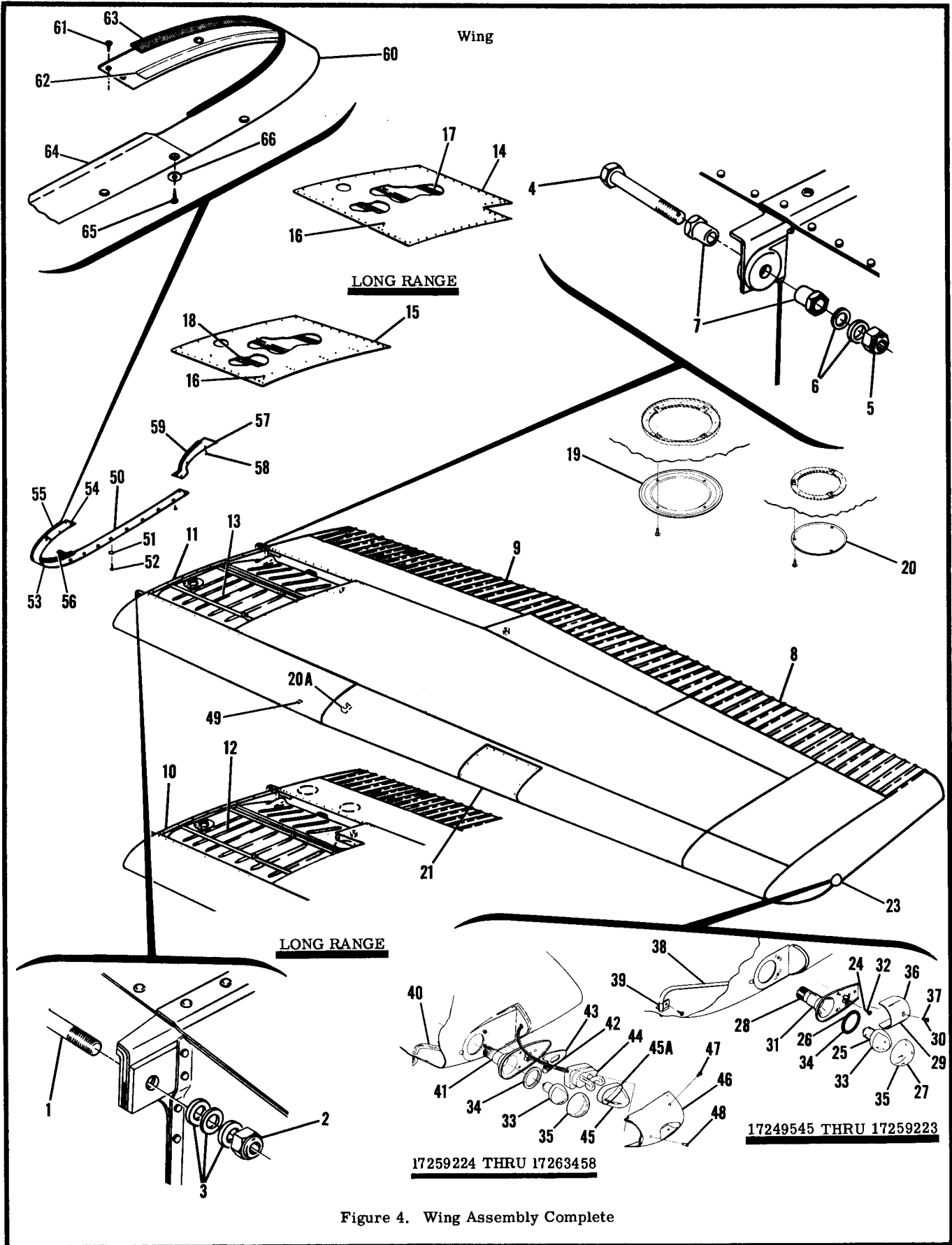


Figure 4. Wing Assembly Complete



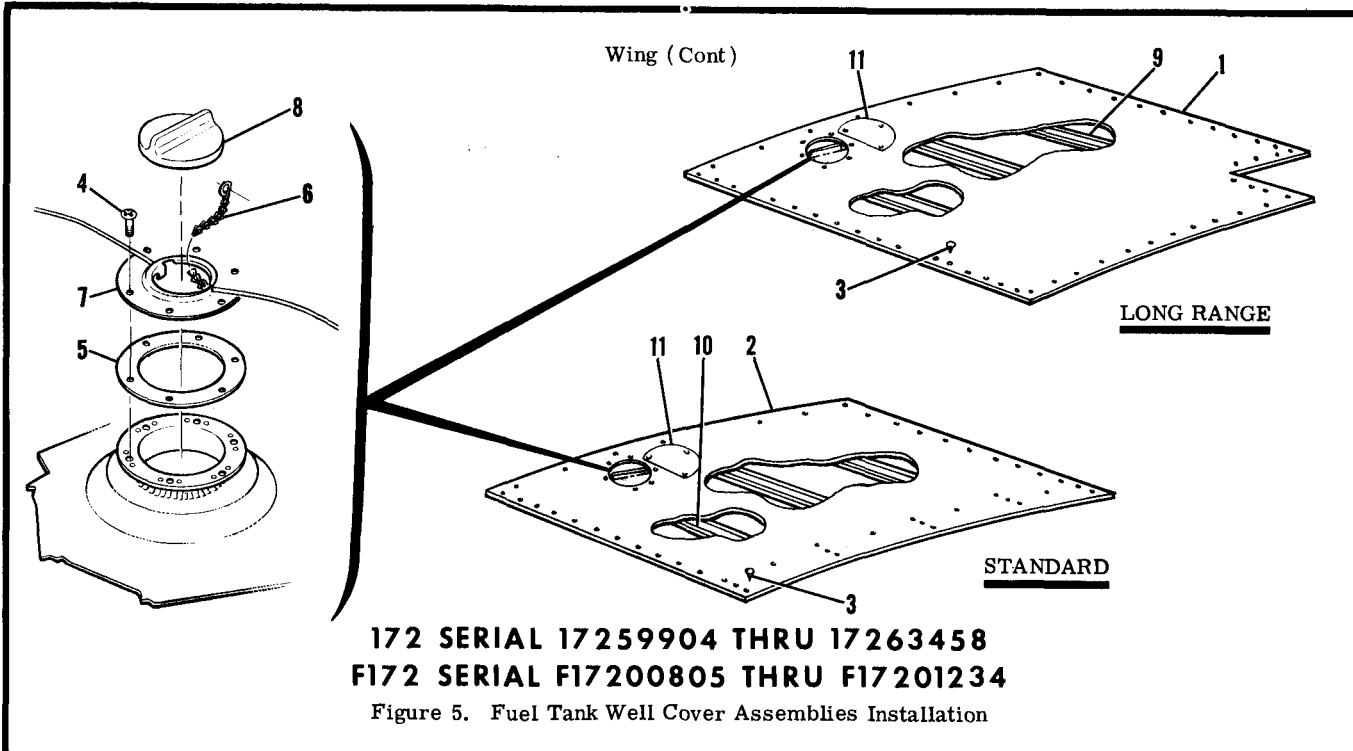
| FIGURE AND INDEX NO. | PART NUMBER    | DESCRIPTION   | UNITS PER ASSY | USABLE ON CODE |
|----------------------|----------------|---|----------------|----------------|
|                      |                | <b>1 2 3 4 5 6 7</b>  |                |                |
| 4 -                  |                | WING ASSEMBLY-COMplete LH -----                                 | NP             |                |
|                      |                | WING ASSEMBLY-COMplete RH -----                                 | NP             |                |
|                      |                | ATTACHING PARTS   |                |                |
| - 1                  | AN8-23A        | BOLT -----  | 1              |                |
| - 2                  | MS20365-820C   | NUT -----   | 1              |                |
| - 3                  | AN960-816      | WASHER -----  | 3              |                |
| - 4                  | AN7-24A        | BOLT -----  | 1              |                |
| - 5                  | MS20365-720C   | NUT -----   | 1              |                |
| - 6                  | AN960-716      | WASHER -----  | 2              |                |
| - 7                  | 0512123        | BUSHING -----   | 2              |                |
|                      |                | -----*  |                |                |
| - 8                  | SEE FIG 19     | AILERON INSTALLATION -----                                      | 1              |                |
| - 9                  | SEE FIG 20     | FLAP INSTALLATION -----   | 1              |                |
| -10                  | SEE FIG 8      | STRUCTURE ASSY-WING -----                                       | 1              | V              |
|                      | SEE FIG 9      | STRUCTURE ASSY-WING -----                                       | 1              | T              |
| -11                  | SEE FIG 6      | STRUCTURE ASSY-WING -----                                       | 1              | U              |
|                      | SEE FIG 7      | STRUCTURE ASSY-WING -----                                       | 1              | T              |
| -12                  | SEE FIG 17     | TANK INSTALLATION-FUEL -----                                    | 1              | B              |
| -13                  | SEE FIG 16     | TANK INSTALLATION-FUEL -----                                    | 1              | A              |
| -14                  | 0522617-1      | COVER ASSEMBLY-FUEL TANK TOP LH -----                           | 1              | P              |
|                      | 0522617-2      | COVER ASSEMBLY-FUEL TANK TOP RH -----                           | 1              | R              |
|                      | SEE FIG 5      | FUEL TANK WELL COVER ASSYS INSTALLATION LONG RANGE -----        | 1              | N              |
| -15                  | 0523521-19     | COVER ASSEMBLY-FUEL TANK TOP LH -----                           | 1              | N              |
|                      | 0523521-18     | COVER ASSEMBLY-FUEL TANK TOP RH -----                           | 1              | R              |
|                      | SEE FIG 5      | FUEL TANK WELL COVER ASSYS INSTALLATION -----                   | 1              |                |
|                      |                | ATTACHING PARTS   |                |                |
| -16                  | NAS220-12      | SCREW -----   | 19             | P              |
|                      | NAS220-8       | SCREW -----   | 41             | N              |
|                      | NAS220-8       | SCREW -----   | 30             | N              |
|                      | NAS220-7       | SCREW -----   | 7              | N              |
|                      | NAS220-9       | SCREW -----   | 11             | N              |
|                      | NAS220-12      | SCREW -----   | 3              | N              |
|                      |                | -----*  |                |                |
| -17                  | 0523540-2      | PAD-NEOPRENE -----  | 2              | P              |
| -18                  | 0523521-6      | PAD-NEOPRENE -----  | 1              | N              |
| -19                  | S329           | PLATE-INSPECTION USE WITH 5.82 IN. OPENING -----                | AR             |                |
|                      |                | ATTACHING PARTS   |                |                |
|                      | S102128-6      | SCREW -----   | 4              |                |
|                      |                | -----*  |                |                |
| -20                  | S225-1         | PLATE-INSPECTION USE WITH 4.00 IN. OPENING -----                | AR             |                |
|                      |                | ATTACHING PARTS   |                |                |
|                      | S102128-8      | SCREW -----   | 3              |                |
|                      |                | -----*  |                |                |
| -20A                 | 0522101-1      | PLATE-COVER -----   | 1              | X              |
|                      |                | ATTACHING PARTS   |                |                |
|                      | S102128-8      | SCREW -----   | 2              |                |
|                      |                | -----*  |                |                |
| -21                  | 0523115-2      | COVER-LANDING LIGHT CAP LH ONLY -----                           | 1              | J              |
|                      |                | ATTACHING PARTS   |                |                |
|                      | S102128-6      | SCREW -----   | 18             |                |
|                      |                | -----*  |                |                |
| -22                  | SEE FIG 196    | LANDING LIGHT INSTALLATION LH ONLY -----                        | 1              |                |
| -22                  | SEE FIG 199    | COURTESY LIGHT INSTALLATION -----                               | 1              |                |
| -23                  | 0423006-21     | LIGHT ASSEMBLY-WING POSITION LH WHEN EXH USE C622001-0202 ----- | 1              | D              |
|                      | 0423006-22     | LIGHT ASSEMBLY-WING POSITION RH WHEN EXH USE C622001-0202 ----- | 1              | D              |
|                      |                | ATTACHING PARTS   |                |                |
| -24                  | S102126-6      | SCREW -----   | 3              |                |
|                      |                | -----*  |                |                |
| -25                  | A7512-12       | BULB-WING POSITION LIGHT GMC -----                              | 1              |                |
| -26                  | A1257A         | GASKET-WING POSITION LIGHT GMC -----                            | 1              |                |
| -27                  | A1280-2        | LENS-WING POSITION LIGHT RED LH GMC -----                       | 1              |                |
|                      | A1280-3        | LENS-WING POSITION LIGHT GREEN RH GMC -----                     | 1              |                |
| -28                  | 30-0009-23     | LAMP BASE GMC -----   | 1              |                |
| -29                  | 0423007-1      | SHIELD-POSITION LIGHT -----                                     | 1              |                |
|                      |                | ATTACHING PARTS   |                |                |
| -30                  | AN5078632R12   | SCREW -----   | 1              |                |
|                      |                | -----*  |                |                |
| -31                  | C622001-0202   | LIGHT BASE ASSEMBLY-WING POSITION -----                         | 2              | K              |
|                      |                | ATTACHING PARTS   |                |                |
| -32                  | S102128-6      | SCREW -----   | 2              | F              |
|                      | NAS446-4-3     | NUT -----   | 2              | F              |
|                      | AN507-832R8    | SCREW -----   | 2              | G              |
|                      | NAS1329A08K120 | NUT -----   | 2              | G              |
|                      |                | -----*  |                |                |
| -33                  | A7512-12       | BULB-WING POSITION GMC -----                                    | 2              | E              |
| -34                  | A1257A         | GASKET GMC -----  | 2              | E              |

CONTINUED ON NEXT PAGE

| FIGURE AND INDEX NO. | PART NUMBER    | DESCRIPTION                                     | UNITS PER ASSY | USABLE ON CODE |
|----------------------|----------------|---|----------------|----------------|
|                      |                |   |                |                |
| 4 -35                | A1280-2        | LENS-WING POSITION LIGHT LH RED GMC             | 1              | E              |
|                      | A1280-3        | LENS-WING POSITION LIGHT RH GREEN GMC           | 1              | E              |
| -36                  | 0423007-1      | SHIELD-WING POSITION LIGHT                      | 2              | F              |
|                      | 0423564-1      | SHIELD-WING POSITION LIGHT LH                   | 1              | G              |
|                      | 0423564-2      | SHIELD-WING POSITION LIGHT RH                   | 1              | G              |
|                      |                | ATTACHING PARTS                                 |                |                |
| -37                  | AN507-632R12   | SCREW   | 1              | E              |
|                      |                | -----*  |                |                |
| -38                  | 0523702-3      | DETECTOR LH                                     | 1              | H              |
|                      | 0523702-4      | DETECTOR RH                                     | 1              | H              |
|                      |                | ATTACHING PARTS                                 |                |                |
|                      | S1021Z8-6      | SCREW   | 2              | H              |
| -39                  | S1153-1        | BRACKET   | 1              | H              |
|                      | MS21919DG4     | CLAMP   | 1              | H              |
|                      |                | -----*  |                |                |
| -40                  | 1221201-3      | DETECTOR-NAV LIGHT LH                           | 1              | M              |
|                      | 1221201-4      | DETECTOR-NAV LIGHT RH                           | 1              | M              |
| -41                  | C622001-0201   | LIGHT BASE ASSY.-WING POSITION                  | 1              | L              |
|                      |                | ATTACHING PARTS                                 |                |                |
| -42                  | AN507-632R8    | SCREW   | 3              | L              |
|                      | NAS1329A06K120 | NUTPLATE  | 3              | L              |
|                      |                | -----*  |                |                |
| -43                  | 1520006-1      | SPACER-STROBE LIGHT                             | 1              | S              |
| -44                  | C622003-0101   | LIGHT-STROBE                                    | 1              | S              |
|                      | C622006-0102   | LIGHT-STROBE                                    | 1              | T              |
| -45                  | C622003-0104   | LENS-STROBE LIGHT                               | 1              | S              |
|                      | C622006-0103   | LENS-STROBE LIGHT                               | 1              | T              |
| -45A                 | C622006-0105   | GASKET  | 1              | T              |
| -46                  | 0523566-5      | SHIELD-WING POSITION LIGHT LH WITH STROBE LIGHT | 1              | S              |
|                      | 0523566-6      | SHIELD-WING POSITION LIGHT RH WITH STROBE LIGHT | 1              | S              |
|                      | 0523566-1      | SHIELD-WING POSITION LIGHT LH W/O STROBE LIGHT  | 1              | S              |
|                      | 0523566-2      | SHIELD-WING POSITION LIGHT RH W/O STROBE LIGHT  | 1              | S              |
|                      | 0723201-1      | SHIELD-WING POSITION LIGHT LH W/O STROBE LIGHT  | 1              | T              |
|                      | 0723201-2      | SHIELD-WING POSITION LIGHT RH W/O STROBE LIGHT  | 1              | T              |
|                      | 0723201-3      | SHIELD-WING POSITION LIGHT LH WITH STROBE LIGHT | 1              | T              |
|                      | 0723201-4      | SHIELD-WING POSITION LIGHT RH WITH STROBE LIGHT | 1              | T              |
|                      |                | ATTACHING PARTS                                 |                |                |
| -47                  | AN507-632R8    | SCREW   | 2              | L              |
| -48                  | AN507-632R14   | SCREW   | 1              | S              |
|                      | AN507-632R12   | SCREW   | 1              | T              |
|                      | NAS1329A06K120 | NUTPLATE  | 2              | L              |
|                      |                | -----*  |                |                |
| -49                  | 0511062-4      | WING UNIT-STALL WARNING LH ONLY                 | 1              | C              |
|                      | 0511062-5      | WING UNIT-STALL WARNING LH ONLY HEATED          | 1              | C              |
|                      |                | ATTACHING PARTS                                 |                |                |
|                      | S1021Z8-6      | SCREW   | 4              |                |
|                      | NAS395-17-3    | NUT   | 4              |                |
|                      |                | -----*  |                |                |
| -50                  | 0520005-12     | FAIRING ASSEMBLY-WING LH                        | 1              | W              |
|                      | 0520005-13     | FAIRING ASSEMBLY-WING RH                        | 1              | W              |
|                      |                | ATTACHING PARTS                                 |                |                |
| -51                  | S290D832       | WASHER  | 14             | W              |
| -52                  | S1022Z8-8      | SCREW   | 14             | W              |
|                      |                | -----*  |                |                |
| -53                  | 0520005-10     | FAIRING-FORWARD WING LH                         | 1              |                |
|                      | 0520005-11     | FAIRING-FORWARD WING RH                         | 1              |                |
| -54                  | 0520005-6      | EXTENSION                                       | 2              |                |
| -55                  | 0520005-3      | RUB STRIP                                       | 1              |                |
| -56                  | 0520005-7      | RUB STRIP                                       | 1              |                |

CONTINUED ON NEXT PAGE

| FIGURE AND INDEX NO. | PART NUMBER | DESCRIPTION  | UNITS PER ASSY | USABLE ON CODE |
|----------------------|-------------|--|----------------|----------------|
| 4 -57                | 0520008     | FAIRING ASSEMBLY-WING REAR LOWER LH -----  | 1              |                |
|                      | 0520008-1   | FAIRING ASSEMBLY-WING REAR LOWER RH -----  | 1              |                |
| -58                  | S1021Z8-6   | ATTACHING PARTS -----  | 8              |                |
|                      |             | SCREW -----  |                |                |
| -59                  | S202R8      | MOULDING -----   | AR             |                |
| -60                  | 0520015-1   | FILLET ASSY-LH -----   | 1              | T              |
|                      | 0520015-2   | FILLET ASSY-RH -----   | 1              | T              |
| -61                  | S1021Z8-8   | ATTACHING PARTS -----  | 5              | T              |
|                      | S290D832    | SCREW -----  |                |                |
| -62                  | 0520005-3   | WASHER -----   | 2              | T              |
|                      |             | -----*   |                |                |
| -63                  | S1078-1     | RUB STRIP -----  | 1              |                |
| -64                  | 0520016-1   | SEAL BULK ITEM -----   | AR             |                |
|                      | 0520016-2   | FAIRING-LH -----   | 1              | T              |
| -65                  | S1021Z8-8   | FAIRING-RH -----   | 1              | T              |
|                      | S290D832    | ATTACHING PARTS -----  | 6              | T              |
| -66                  |             | SCREW -----  | 6              | T              |
|                      |             | WASHER -----   | 6              | T              |
|                      |             | -----*   |                |                |
|                      |             | A---172 SERIAL 17249545 THRU 17263458<br>F172 SERIAL F172-0001 THRU F17201234  |                |                |
|                      |             | B---P172 SERIAL P17257120 THRU P17257188<br>FP172 SERIAL FP172-0001 THRU FP172-0003<br>172 SERIAL 17257162 THRU 17263458<br>F172 SERIAL F172-0560 THRU F17201234 |                |                |
|                      |             | C---172 SERIAL 17249545 THRU 17254892<br>F172 SERIAL F172-0001 THRU F172-0319  |                |                |
|                      |             | D---172 SERIAL 17249545 THRU 17256515<br>F172 SERIAL F172-0001 THRU F172-0559  |                |                |
|                      |             | E---172 SERIAL 17256516 THRU 17263458<br>F172 SERIAL F172-0560 THRU F17201234  |                |                |
|                      |             | F---172 SERIAL 17256516 THRU 17258486<br>F172 SERIAL F172-0560 THRU F172-0654  |                |                |
|                      |             | G---172 SERIAL 17258487 THRU 17259223<br>F172 SERIAL F17200655 THRU F17200754  |                |                |
|                      |             | H---172 SERIAL 17249545 THRU 17258486<br>F172 SERIAL F172-0001 THRU F172-0654  |                |                |
|                      |             | J---172 SERIAL 17249545 THRU 17259223<br>F172 SERIAL F172-0001 THRU F17200804  |                |                |
|                      |             | K---172 SERIAL 17256516 THRU 17259223<br>F172 SERIAL F172-0560 THRU F17200754  |                |                |
|                      |             | L---172 SERIAL 17259224 THRU 17263458<br>F172 SERIAL F17200755 THRU F17201234  |                |                |
|                      |             | M---172 SERIAL 17258487 THRU 17263458<br>F172 SERIAL F17200655 THRU F17201234  |                |                |
|                      |             | N---172 SERIAL 17249545 THRU 17259903<br>F172 SERIAL F172-0001 THRU F17200804  |                |                |
|                      |             | P---P172 SERIAL P17257120 THRU P17257188<br>FP172 SERIAL FP172-0001 THRU FP172-0003<br>172 SERIAL 17257162 THRU 17259903<br>F172 SERIAL F172-0560 THRU F17200804 |                |                |
|                      |             | R---172 SERIAL 17259904 THRU 17263458<br>F172 SERIAL F17200805 THRU F17201234  |                |                |
|                      |             | S---172 SERIAL 17259224 THRU 17260758<br>F172 SERIAL F17200755 THRU F17200904  |                |                |
|                      |             | T---172 SERIAL 17260759 THRU 17263458<br>F172 SERIAL F17200905 THRU F17201234  |                |                |
|                      |             | U---172 SERIAL 17249545 THRU 17260758<br>F172 SERIAL F172-0001 THRU F17200904  |                |                |
|                      |             | V---P172 SERIAL P17257120 THRU P17257188<br>FP172 SERIAL FP172-0001 THRU FP172-0003<br>172 SERIAL 17257162 THRU 17260758<br>F172 SERIAL F172-0560 THRU F17200904 |                |                |
|                      |             | W---172 SERIAL 17249545 THRU 17260758<br>F172 SERIAL F172-0001 THRU F17200904<br>P172 SERIAL P17257120 THRU P17257188<br>FP172 SERIAL FP172-0001 THRU FP172-0003 |                |                |
|                      |             | X---172 SERIAL 17249545 THRU 17256512<br>F172 SERIAL F172-0001 THRU F17200804  |                |                |

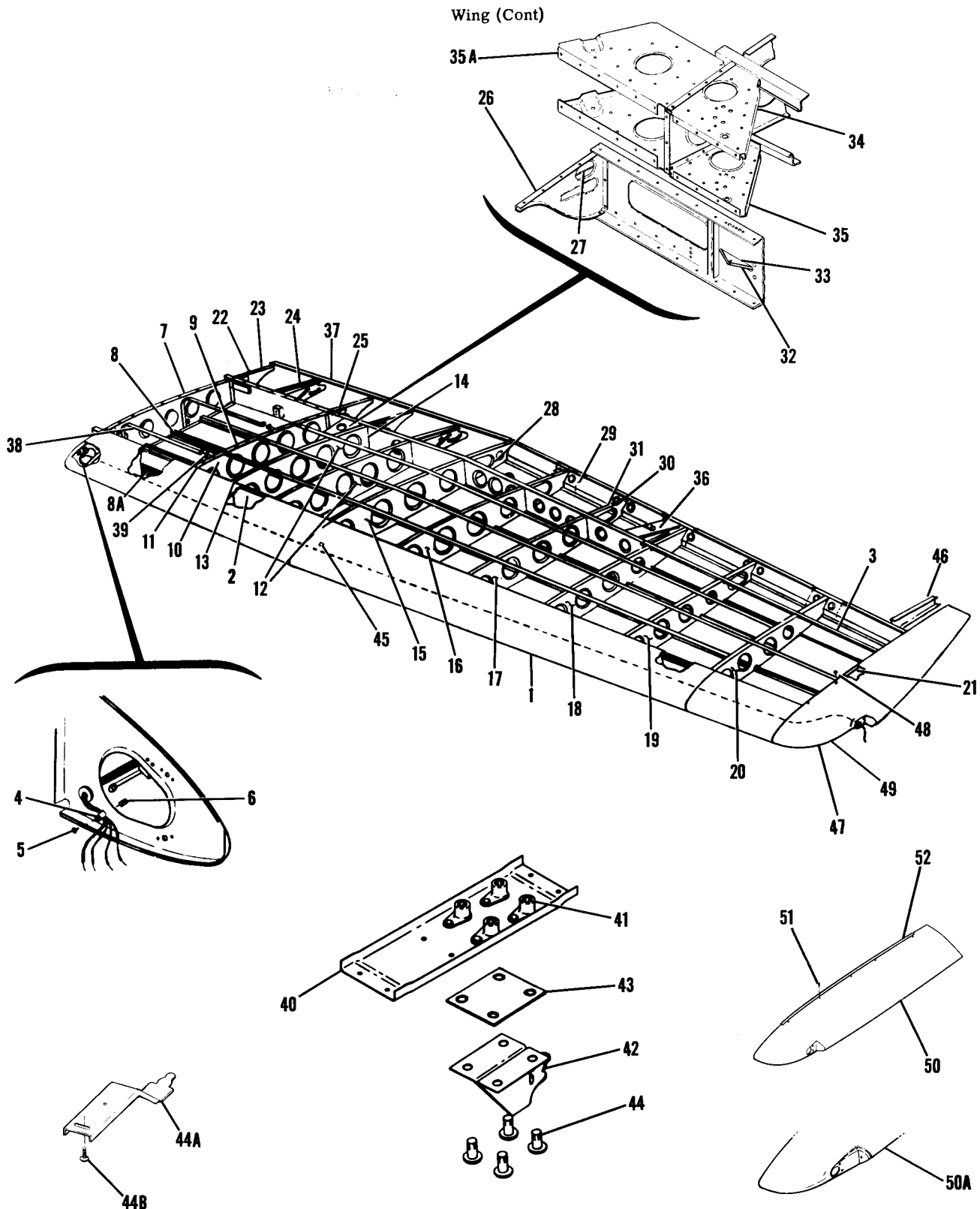


| FIGURE AND INDEX NO. | PART NUMBER  | DESCRIPTION   | UNITS PER ASSY | USABLE ON CODE |
|----------------------|--------------|---|----------------|----------------|
|                      |              |   |                |                |
| 5 -                  |              | FUEL TANK WELL COVERS INSTALLATION  | NP             | A              |
| - 1                  | 0522617-13   | COVER ASSEMBLY-TANK WELL LH LONG RANGE  | 1              | B              |
|                      | 0522617-15   | COVER ASSEMBLY-TANK WELL LH LONG RANGE  | 1              | C              |
|                      | 0522617-14   | COVER ASSEMBLY-TANK WELL RH LONG RANGE  | 1              | B              |
|                      | 0522617-16   | COVER ASSEMBLY-TANK WELL RH LONG RANGE  | 1              | C              |
| - 2                  | 0523521-25   | COVER ASSEMBLY-TANK WELL LH   | 1              | B              |
|                      | 0523521-27   | COVER ASSEMBLY-TANK WELL LH   | 1              | C              |
|                      | 0523521-24   | COVER ASSEMBLY-TANK WELL RH   | 1              | B              |
|                      | 0523521-26   | COVER ASSEMBLY-TANK WELL RH   | 1              | C              |
| - 3                  | NAS220-12    | SCREW LONG RANGE  | 19             |                |
|                      | NAS220-8     | SCREW LONG RANGE  | 41             | B              |
|                      | NAS220-8     | SCREW LONG RANGE  | 45             | C              |
|                      | NAS220-8     | SCREW STD   | 41             |                |
|                      | NAS220-12    | SCREW STD   | 14             |                |
| - 4                  | AN520-10R8   | SCREW   | 6              |                |
| - 5                  | 0426013-2    | GASKET  | 1              |                |
|                      | 0426011-5    | FUEL FILLER NECK ASSY   | 1              |                |
| - 6                  | C156001-0104 | CHAIN ASSY  | 1              |                |
| - 7                  | 0426011-4    | FUEL FILLER NECK CAP ADAPTER  | 1              |                |
| - 8                  | 0426015-1    | CAP ASSY-FUEL   | 1              |                |
| - 9                  | 0523540-2    | PAD-NEOPRENE LONG RANGE   | 2              |                |
| -10                  | 0523521-6    | PAD-NEOPRENE STANDARD   | 1              |                |
| -11                  | 0523558-1    | COVER   | 1              |                |
|                      | S102178-8    | SCREW   | 3              |                |
|                      | 0523619-1    | GASKET  | 1              |                |
|                      | A1274-8Z-3   | NUT TIN   | 3              |                |
|                      |              | -----*-----   |                |                |
|                      |              | A---172 SERIAL 17259904 THRU 17263458<br>F172 SERIAL F17200805 THRU F17201234 |                |                |
|                      |              | B---172 SERIAL 17259904 THRU 17260758<br>F172 SERIAL F17200805 THRU F17200904 |                |                |
|                      |              | C---172 SERIAL 17260759 THRU 17263458<br>F172 SERIAL F17200905 THRU F17201234 |                |                |



| FIGURE AND INDEX NO. | PART NUMBER | DESCRIPTION  | UNITS PER ASSY | USABLE ON CODE |
|----------------------|-------------|--|----------------|----------------|
|                      |             | <b>1 2 3 4 5 6 7</b>   |                |                |
| 6 -                  | 0523005-200 | STRUCTURE ASSEMBLY-RIGHT WING WHEN EXHAUSTED USE 0523005-214 | 1              | A              |
|                      | 0523005-214 | STRUCTURE ASSEMBLY-RIGHT WING                                | 1              | D              |
|                      | 0523005-222 | STRUCTURE ASSEMBLY-RIGHT WING WEU 0523005-100                | 1              | P              |
|                      | 0523005-100 | STRUCTURE ASSEMBLY-RIGHT WING                                | 1              | R              |
|                      | 0523005-201 | STRUCTURE ASSEMBLY-LEFT WING WHEN EXHAUSTED USE 0523005-216  | 1              | B              |
|                      | 0523005-216 | STRUCTURE ASSEMBLY-LEFT WING                                 | 1              | B              |
|                      | 0523005-205 | STRUCTURE ASSEMBLY-LEFT WING WHEN EXHAUSTED USE 0523005-215  | 1              | C              |
|                      | 0523005-215 | STRUCTURE ASSEMBLY-LEFT WING                                 | 1              | D              |
|                      | 0523005-83  | STRUCTURE ASSEMBLY-LEFT WING                                 | 1              | K              |
|                      | 0523005-91  | STRUCTURE ASSEMBLY-LEFT WING                                 | 1              | L              |
| - 1                  | SEE FIG 10  | LEADING EDGE ASSEMBLY-WING                                   | 1              |                |
| - 2                  | SEE FIG 12  | SPARS ASSEMBLY-WING  | 1              |                |
| - 3                  | SEE FIG 14  | SKINS & STRINGERS-WING                                       | 1              |                |
| - 4                  | MS219190G4  | CLAMP TIN LH ONLY  | 1              |                |
|                      | AN74203     | CLAMP TIN RH ONLY  | 1              |                |
| - 5                  | S102128-8   | SCREW  | 1              |                |
| - 6                  | NAS446-4-3  | NUT  | 1              |                |
| - 7                  | 0523507     | RIB ASSEMBLY-FUEL CELL LH STA 23.625                         | 1              |                |
|                      | 0523507-1   | RIB ASSEMBLY-FUEL CELL RH STA 23.625                         | 1              |                |
|                      | NAS680A08   | NUTPLATE   | 7              |                |
|                      | NAS444-4    | NUTPLATE LH ONLY   | 6              |                |
| - 8                  | 0523519     | HAT SECTION-FUEL TANK LOWER                                  | 4              | F              |
|                      | 0523519     | HAT SECTION-FUEL TANK LWR                                    | 3              | G              |
| - 8A                 | 0523519-7   | STIFFENER ASSEMBLY-LH  | 1              | G              |
|                      | 0523519-8   | STIFFENER ASSEMBLY-RH  | 1              | G              |
|                      | 0523540     | PAO-NEOPRENE   | 3              |                |
| - 9                  | 0523003-48  | DOUBLER  | 1              |                |
| -10                  | 0523508-5   | RIB ASSEMBLY-RIGHT FUEL CELL STA 57.125                      | 1              |                |
|                      | 0523508-35  | RIB ASSEMBLY-LEFT FUEL CELL STA 57.125                       | 1              |                |
|                      | NAS680A08   | NUTPLATE   | 11             |                |
| -11                  |             | DELETED-NOT AVAILABLE  |                |                |
| -12                  | 0523509-1   | RIB-WING CENTER SECTION STA 71.375 RH                        | 1              | S              |
|                      | 0523509-16  | RIB-WING CENTER SECTION STA 71.375 RH                        | 1              | R              |
|                      | 0523509-1   | RIB-WING CENTER SECTION STA 71.375 LH                        | 1              |                |
|                      | 0722201-1   | RIB-WING CENTER SECTION STA 85.625                           | 2              |                |
|                      | 0523564-2   | DOUBLER  | 1              | R              |
| -13                  | 0523517-4   | SPACER-RIB FORWARD STA 71.375                                | 1              |                |
| -14                  | 0523517-3   | SPACER-RIB AFT STA 71.375                                    | 1              |                |
| -15                  | 0523510-7   | RIB-WING CENTER SECTION STA 100 LH                           | 1              |                |
|                      | 0523510-6   | RIB-WING CENTER SECTION STA 100 RH                           | 1              |                |
| -16                  | 0523511-3   | RIB-WING CENTER SECTION STA 118                              | 1              |                |
| -17                  | 0523512-3   | RIB-WING CENTER SECTION STA 136                              | 1              |                |
| -18                  | 0523513-3   | RIB-WING CENTER SECTION STA 154 LH                           | 1              |                |
|                      | 0523513-6   | RIB-WING CENTER SECTION STA 154 RH                           | 1              |                |
| -19                  | 0523514-3   | RIB-WING CENTER SECTION STA 172                              | 1              |                |
| -20                  | 0523515-3   | RIB-WING CENTER SECTION STA 190                              | 1              |                |
| -21                  | 0720608-7   | RIB-WING CENTER SECTION STA 208 WHEN EXHAUSTED               | 1              | A              |
|                      | S1863-3A    | USE 0720608-15   |                |                |
|                      | 0720608-15  | NUTPLATE TIN   | 10             |                |
|                      | NAS686A08K  | RIB-WING CENTER SECTION STA 208                              | 1              | G              |
|                      | NAS395-4-3  | NUTPLATE   | 1              | G              |
| -22                  |             | NUT  | 4              |                |
| -23                  | 0523232-2   | RIB-WING ROOT TRAILING EDGE STA 23.625                       | 1              |                |
| -24                  | 0523231     | RIB ASSEMBLY-FLAP TRACK STA 39 & 85.875                      | 2              |                |
|                      | 0523231-5   | BRACKET  | 1              |                |
| -25                  | 0523233-2   | RIB ASSEMBLY-WING TRAILING EDGE STA 57.125                   | 1              |                |
| -26                  | 0523233     | RIB ASSEMBLY-WING TRAILING EDGE STA 71.375                   | 1              |                |
| -27                  | 0523233-3   | RUB STRIP  | 1              |                |
| -28                  | 0523230     | RIB ASSEMBLY-WING TRAILING EDGE STA 100.5 LH                 | 1              |                |
|                      | 0523230-1   | RIB ASSEMBLY-WING TRAILING EDGE STA 100.5 RH                 | 1              |                |
|                      | 0523230-4   | ANGLE LH ONLY  | 1              |                |
|                      | 0523230-5   | ANGLE RH ONLY  | 1              |                |
| -29                  | 0523511-4   | RIB-WING TRAILING EDGE STA 118                               | 1              |                |
| -30                  | 0523512-4   | RIB-WING TRAILING EDGE STA 136                               | 1              |                |
| -31                  | 0523408     | BRACKET-AILERON PULLEY                                       | 1              |                |
| -32                  | 0523407-1   | BRACKET-FLAP PULLEY  | 1              |                |
| -33                  | 0523407     | BRACKET-FLAP PULLEY  | 1              |                |
| -34                  | 0523539-2   | BRACKET-FLAP BELLCRANK SUPPORT UPPER LH                      | 1              |                |
|                      | 0523539-3   | BRACKET-FLAP BELLCRANK SUPPORT UPPER RH                      | 1              |                |
| -35                  | 0523539-4   | BRACKET-FLAP BELLCRANK SUPPORT LOWER LH                      | 1              |                |
|                      | 0523539-5   | BRACKET-FLAP BELLCRANK SUPPORT LOWER RH                      | 1              |                |
| -35A                 | 0522630-2   | BRACKET-UPR RH ONLY  | 1              |                |
|                      | 0522630-1   | BRACKET-LOWER RH ONLY  | 1              |                |

CONTINUED ON NEXT PAGE



172 SERIAL 17249545 THRU 17260758  
F172 SERIAL F172-0001 THRU F17200904

Figure 6. Wing Structure Assembly

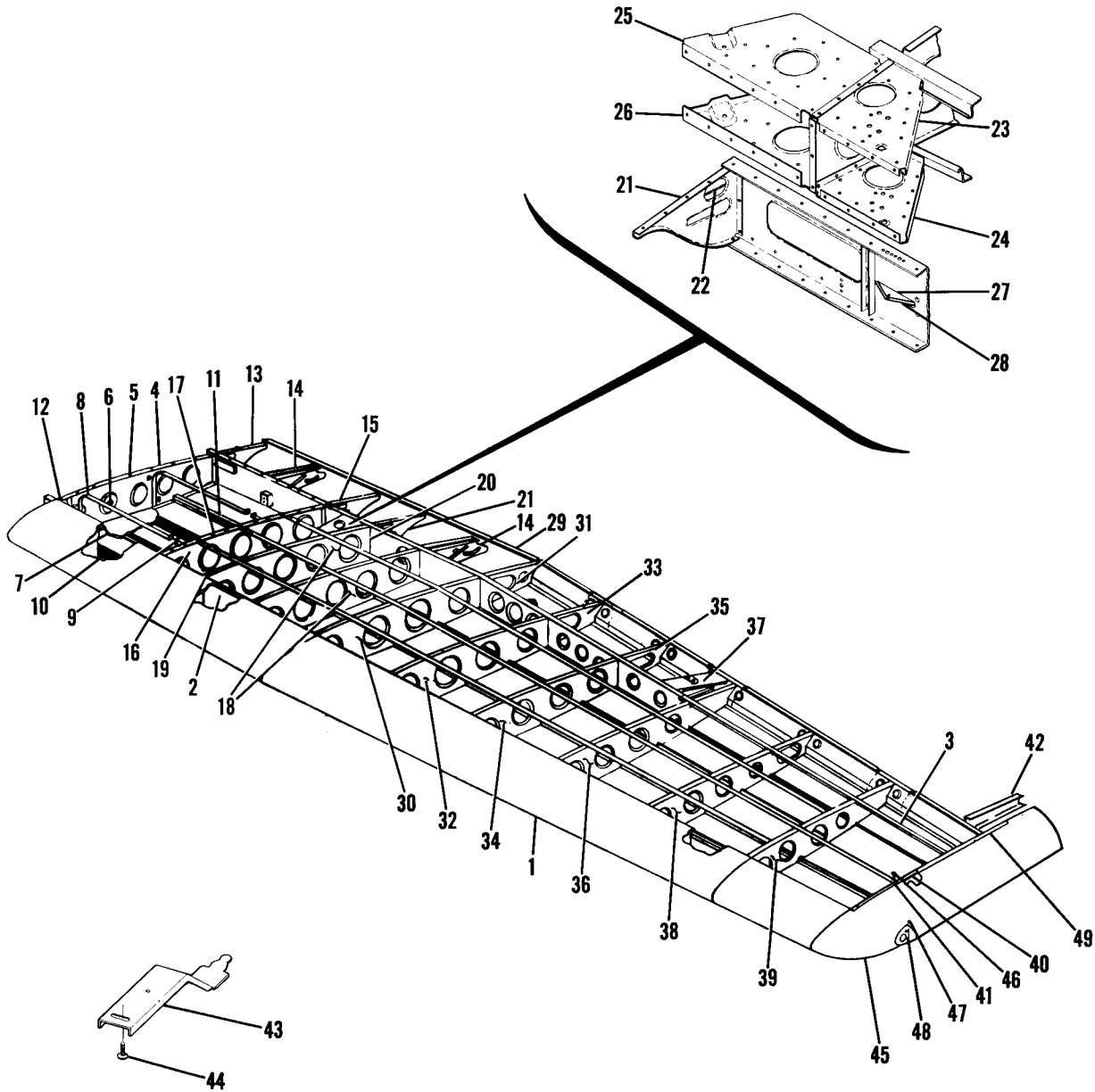
| FIGURE AND INDEX NO.  | PART NUMBER | DESCRIPTION   | UNITS PER ASSY | USABLE ON CODE |
|---|-------------|---|----------------|----------------|
|   |             | <b>1 2 3 4 5 6 7</b>  |                |                |
| 6 -36   | 0523219-2   | CHANNEL-AILERON BELLCRANK UPPER LH -----                      | 1              |                |
|   | 0523219-3   | CHANNEL-AILERON BELLCRANK UPPER RH -----                      | 1              |                |
|   | 0523219-4   | CHANNEL-AILERON BELLCRANK LOWER LH -----                      | 1              |                |
|   | 0523219-5   | CHANNEL-AILERON BELLCRANK LOWER RH -----                      | 1              |                |
| -37   | 0720005-1   | STIFFENER-TRAILING EDGE -----                                 | 1              |                |
| -38   | 0523522     | STRAP ASSEMBLY-FUEL TANK INBOARD -----                        | 2              |                |
|   | 0523522-5   | PAD-NEOPRENE -----  | 1              |                |
|   | 0523522-7   | PAD-NEOPRENE -----  | 1              |                |
| -39   | 0523522-1   | STRAP ASSEMBLY-FUEL TANK OUTBOARD -----                       | 2              |                |
| -40   | 0523008-7   | CHANNEL ASSEMBLY-DOOR CATCH -----                             | 1              | F              |
| -41   | 22NA1K-02   | NUTPLATE           EN -----                                   | 4              | F              |
| -42   | 0523008-3   | STOP ASSEMBLY-DOOR CATCH LH -----                             | 1              | F              |
|   | 0523008-4   | STOP ASSEMBLY-DOOR CATCH RH -----                             | 1              | F              |
|   |             | ATTACHING PARTS   |                |                |
| -43   | 0523008-9   | SHIM .063 THICKNESS -----                                     | AR             | F              |
|   | 0523008-10  | SHIM .125 THICKNESS -----                                     | AR             | F              |
| -44   | AN520-10R7  | SCREW       USE WITH NO SHIMS -----                           | 4              | F              |
|   | AN520-10R8  | SCREW       USE WITH 0523008-9 SHIM -----                     | 4              | F              |
|   | NAS221-8    | SCREW       USE WITH 0523008-10 SHIM -----                    | 4              | F              |
|   | AN520-10R10 | SCREW       USE WITH BOTH SHIMS -----                         | 4              | F              |
|   |             | ----*----   |                |                |
| -44A  | 0426209-3   | DOOR CATCH -----  | 1              | E              |
|   |             | ATTACHING PARTS   |                |                |
| -44B  | AN515-6R6   | SCREW -----   | 1              | E              |
|   |             | ----*----   |                |                |
| -45   | 51043       | PLUG BUTTON       UC       LH ONLY -----                      | 1              |                |
| -46   | 0721107-1   | FAIRING-LH -----  | 1              |                |
|   | 0721107-2   | FAIRING-RH -----  | 1              |                |
| -47   | 0523701-4   | TIP ASSEMBLY-WING       WHEN EXHAUSTED USE 0723615-200 -----  | 1              | B              |
|   |             | ATTACHING PARTS   |                |                |
| -48   | S1021Z8-8   | SCREW -----   | 10             | B              |
|   |             | ----*----   |                |                |
|   | S1862-2     | NUTPLATE       TIN -----                                      | 2              |                |
| -49   | 0723615-200 | TIP ASSEMBLY-WING -----                                       | 1              | C              |
|   |             | ATTACHING PARTS   |                |                |
|   | 0423008-8   | STIFFENER       USED ON UPR SIDE LH & LWR SIDE RH TIP -----   | 1              | C              |
|   | 0423008-9   | STIFFENER       USED ON UPR SIDE RH & LOWER SIDE LH TIP ----- | 1              | C              |
|   | S1021Z8-8   | SCREW -----   | 10             | C              |
|   |             | ----*----   |                |                |
| -50   | 0523565-201 | TIP-LH -----  | 1              | N              |
|   | 0523565-200 | TIP-RH -----  | 1              | N              |
| -50A  | 0523565-29  | TIP-LH -----  | 1              | M              |
|   | 0523565-30  | TIP-RH -----  | 1              | M              |
|   |             | ATTACHING PARTS   |                |                |
| -51   | AN515-8R8   | SCREW -----   | 10             | E              |
|   |             | ----*----   |                |                |
| -52   | 0423008-4   | STIFFENER-LH UPPER RH LOWER -----                             | 1              | H              |
|   | 0523565-21  | STIFFENER-LH UPPER RH LOWER -----                             | 1              | J              |
|   | 0423008-5   | STIFFENER-RH UPPER LH LOWER -----                             | 1              | H              |
|   | 0523565-22  | STIFFENER-RH UPPER LH LOWER -----                             | 1              | J              |
| <p>NOTE. THIS SPARE INCLUDES ALL ELECTRICAL WIRING NECESSARY FOR INSTALLATION</p> <p>A---172 SERIAL 17249545 THRU 17258019<br/>           F172 SERIAL F172-0001 THRU F172-0654</p> <p>B---172 SERIAL 17249545 THRU 17254892<br/>           F172 SERIAL F172-0001 THRU F172-0319</p> <p>C---172 SERIAL 17254893 THRU 17258019<br/>           F172 SERIAL F172-0320 THRU F172-0654</p> <p>D---172 SERIAL 17258020 THRU 17258486</p> <p>E---172 SERIAL 17258487 THRU 17260758<br/>           F172 SERIAL F17200655 THRU F17200904</p> <p>F---172 SERIAL 17249545 THRU 17258486<br/>           F172 SERIAL F172-0001 THRU F172-0654</p> <p>G---172 SERIAL 17258020 THRU 17260758<br/>           F172 SERIAL F17200655 THRU F17200904</p> <p>H---172 SERIAL 17258487 THRU 17258895<br/>           F172 SERIAL F17200655 THRU F17200795</p> |             |   |                |                |
| CONTINUED ON NEXT PAGE  |             |   |                |                |

| FIGURE AND INDEX NO. | PART NUMBER | DESCRIPTION   | UNITS PER ASSY | USABLE ON CODE |
|----------------------|-------------|---|----------------|----------------|
| 6 -                  |             | <p style="text-align: center;"><b>1 2 3 4 5 6 7</b></p> <p>J---172 SERIAL 17258896 THRU 17260758<br/>                     F172 SERIAL F17200796 THRU F17200904<br/>                     K---172 SERIAL 17258487 THRU 17259223<br/>                     F172 SERIAL F17200655 THRU F17200804<br/>                     L---172 SERIAL 17259224 THRU 17260758<br/>                     F172 SERIAL F17200805 THRU F17200904<br/>                     M---172 SERIAL 17259224 THRU 17260758<br/>                     F172 SERIAL F17200755 THRU F17200904<br/>                     N---172 SERIAL 17258487 THRU 17259223<br/>                     F172 SERIAL F17200655 THRU F17200754<br/>                     P---172 SERIAL 17258487 THRU 17259904<br/>                     F172 SERIAL F17200655 THRU F17200804<br/>                     R---172 SERIAL 17259905 THRU 17260758<br/>                     F172 SERIAL F17200805 THRU F17200904<br/>                     S---172 SERIAL 17249545 THRU 17259904<br/>                     F172 SERIAL F172-0001 THRU F17200804</p> |                |                |



| FIGURE AND INDEX NO.   | PART NUMBER | DESCRIPTION  | UNITS PER ASSY | USABLE ON CODE |
|------------------------|-------------|--|----------------|----------------|
|                        |             | <b>1 2 3 4 5 6 7</b>                                 |                |                |
| 7 -                    | 0523011-1   | STRUCTURE ASSEMBLY-LEFT WING -----                   | 1              | A              |
|                        | 0523011-2   | STRUCTURE ASSEMBLY-RIGHT WING -----                  | 1              | A              |
| - 1                    | SEE FIG 11  | LEADING EDGE ASSEMBLY-WING -----                     | 1              |                |
| - 2                    | SEE FIG 13  | SPARS ASSEMBLY-WING -----                            | 1              |                |
| - 3                    | SEE FIG 15  | SKINS & STRINGERS-WING -----                         | 1              |                |
| - 4                    | 0523010-1   | RIB ASSEMBLY-LH STA 23.625 -----                     | 1              |                |
|                        | 0523010-2   | RIB ASSEMBLY-RH STA 23.625 -----                     | 1              |                |
| - 5                    | NAS680A08   | NUTPLATE UPPER -----                                 | 7              |                |
|                        | S1863-3     | NUTPLATE LOWER -----                                 | 6              |                |
| - 6                    | MS35489-9   | GROMMET -----  | 1              |                |
| - 7                    | 0523023-1   | REINFORCEMENT -----                                  | 1              |                |
| - 8                    | 0523522     | STRAP ASSEMBLY-FUEL TANK INBOARD -----               | 2              |                |
|                        | 0523522-5   | PAD-NEOPRENE -----                                   | 1              |                |
| - 9                    | 0523522-1   | STRAP ASSEMBLY-FUEL TANK OUTBOARD -----              | 2              |                |
|                        | 0523522-7   | PAD-NEOPRENE -----                                   | 1              |                |
| -10                    | 0523519-15  | STIFFENER ASSEMBLY-LH -----                          | 1              |                |
|                        | 0523519-16  | STIFFENER ASSEMBLY-RH -----                          | 1              |                |
| -11                    | 0523519-14  | STIFFENER -----                                      | 3              |                |
| -12                    | 0523025-1   | GUSSET -----   | 1              |                |
| -13                    | 0523232-6   | RIB-TRAILING EDGE STA 23.625 -----                   | 1              |                |
|                        | NAS395-14-3 | NUT -----  | 3              |                |
| -14                    | 0523231-13  | RIB ASSEMBLY-FLAP TRACK STA 39.00 & STA 85.875 ----- | 2              |                |
| CONTINUED ON NEXT PAGE |             |  |                |                |

Wing (Cont)



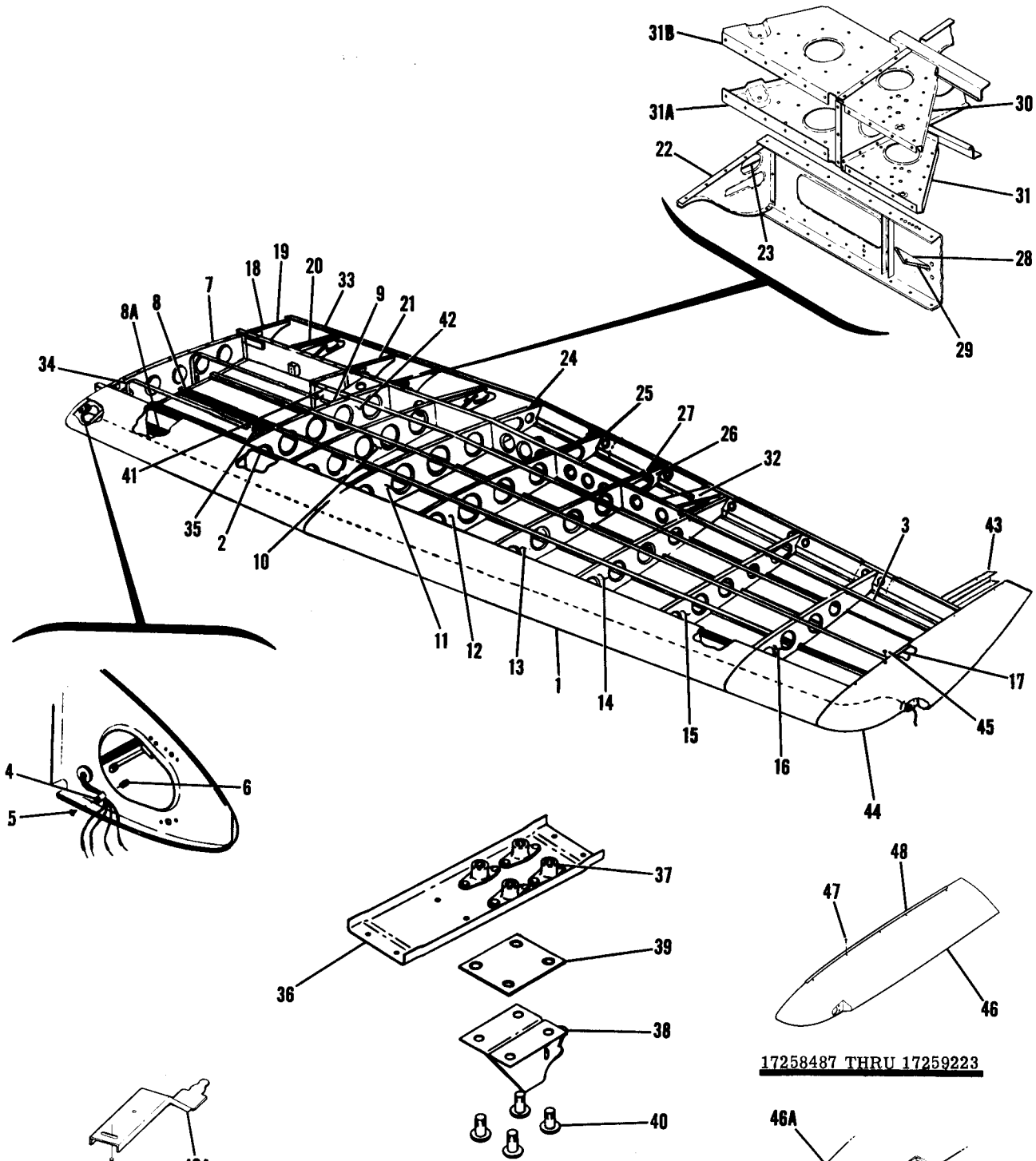
172 SERIAL 17260759 THRU 17263458  
P172 SERIAL P17200905 THRU P17201234

Figure 7. Wing Structure Assembly

| FIGURE AND INDEX NO. | PART NUMBER    | DESCRIPTION                                    | UNITS PER ASSY | USABLE ON CODE |
|----------------------|----------------|--|----------------|----------------|
|                      |                | <b>1 2 3 4 5 6 7</b>                           |                |                |
| 7 -15                | 0523233-11     | RIB-TRAILING EDGE STA 57.125 -----             | 1              |                |
| -16                  | 0523508-37     | RIB-LH STA 57.125 -----                        | 1              |                |
|                      | 0523508-16     | RIB-RH STA 57.125 -----                        | 1              |                |
| -17                  | NAS680A08      | NUTPLATE -----                                 | 11             |                |
| -18                  | 0523509-18     | RIB-STA 71.375 & STA 85.625 -----              | 2              |                |
| -19                  | 0523517-4      | SPACER -----                                   | 1              |                |
| -20                  | 0523517-3      | SPACER -----                                   | 1              |                |
| -21                  | 0523233-22     | RIB ASSEMBLY-TRAILING EDGE STA 71.375 -----    | 1              |                |
| -22                  | 0523233-3      | RUB STRIP -----                                | 1              |                |
| -23                  | 0523539-2      | BRACKET LH WING -----                          | 1              |                |
|                      | 0523539-3      | BRACKET RH WING -----                          | 1              |                |
| -24                  | 0523539-4      | BRACKET LH WING -----                          | 1              |                |
|                      | 0523539-5      | BRACKET RH WING -----                          | 1              |                |
| -25                  | 0522630-3      | BRACKET RH WING ONLY -----                     | 1              |                |
| -26                  | 0522630-4      | BRACKET RH WING ONLY -----                     | 1              |                |
| -27                  | 0523407        | BRACKET-PULLEY -----                           | 1              |                |
| -28                  | 0523407-1      | BRACKET-PULLEY -----                           | 1              |                |
| -29                  | 0720005-3      | STIFFENER -----                                | 1              |                |
| -30                  | 0523510-19     | RIB ASSEMBLY-LH STA 100.50 -----               | 1              |                |
|                      | 0523510-20     | RIB ASSEMBLY-RH STA 100.50 -----               | 1              |                |
| -31                  | 0523230        | RIB ASSEMBLY-TRAILING EDGE LH STA 100.50 ----- | 1              |                |
|                      | 0523230-1      | RIB ASSEMBLY-TRAILING EDGE RH STA 100.50 ----- | 1              |                |
|                      | 0523230-4      | ANGLE-LH -----                                 | 1              |                |
|                      | 0523230-5      | ANGLE-RH -----                                 | 1              |                |
| -32                  | 0523511-14     | RIB-STA 118 -----                              | 1              |                |
| -33                  | 0523511-15     | RIB-TRAILING EDGE STA 118 -----                | 1              |                |
| -34                  | 0523512-19     | RIB-STA 136 -----                              | 1              |                |
| -35                  | 0523512-22     | RIB-TRAILING EDGE STA 136 -----                | 1              |                |
| -36                  | 0523513-13     | RIB-LH STA 154 -----                           | 1              |                |
|                      | 0523513-14     | RIB-RH STA 154 -----                           | 1              |                |
| -37                  | 0523219-2      | CHANNEL-AILERON BELLCRANK UPPER LH -----       | 1              |                |
|                      | 0523219-3      | CHANNEL-AILERON BELLCRANK UPPER RH -----       | 1              |                |
|                      | 0523219-4      | CHANNEL-AILERON BELLCRANK LOWER LH -----       | 1              |                |
|                      | 0523219-5      | CHANNEL-AILERON BELLCRANK LOWER RH -----       | 1              |                |
|                      | CM2692-28-1S   | PLUG BUTTON -----                              | 1              |                |
| -38                  | 0523514-7      | RIB-STA 172 -----                              | 1              |                |
| -39                  | 0523515-7      | RIB-STA 190 -----                              | 1              |                |
| -40                  | 0722200-1      | RIB ASSEMBLY STA 208 LH -----                  | 1              |                |
|                      | 0722200-2      | RIB ASSEMBLY STA 208 RH -----                  | 1              |                |
| -41                  | NAS686A08      | NUTPLATE -----                                 | 10             |                |
| -42                  | 0721107-1      | FAIRING-STA 208 LH -----                       | 1              |                |
|                      | 0721107-2      | FAIRING-STA 208 RH -----                       | 1              |                |
| -43                  | 0426209-3      | DOOR CATCH -----                               | 1              |                |
|                      |                | ATTACHING PARTS                                |                |                |
| -44                  | AN515-6R6      | SCREW -----                                    | 1              |                |
|                      |                | ---*---  |                |                |
| -45                  | 0723200-5      | WING TIP ASSEMBLY-LH -----                     | 1              | A              |
|                      | 0723200-6      | WING TIP ASSEMBLY-RH -----                     | 1              | A              |
|                      |                | ATTACHING PARTS                                |                |                |
| -46                  | AN515-8R8      | SCREW -----                                    | 12             |                |
|                      |                | ---*---  |                |                |
| -47                  | NAS1329A06K120 | NUTPLATE -----                                 | 2              |                |
| -48                  | NAS1329A06K120 | NUTPLATE -----                                 | 3              |                |
| -49                  | 0723200-9      | STIFFENER UPPER LH -----                       | 1              |                |
|                      | 0723200-10     | STIFFENER UPPER RH -----                       | 1              |                |
|                      | 0723200-11     | STIFFENER LOWER LH -----                       | 1              |                |
|                      | 0723200-12     | STIFFENER LOWER RH -----                       | 1              |                |

A---172 SERIAL 17260759 THRU 17263458  
F172 SERIAL F17200905 THRU F17201234

Wing (Cont)



17258487 THRU 17259223

17259224 THRU 17260758

**172 SERIAL 17257162 THRU 17260758**  
**F172 SERIAL F172-0560 THRU F17200904**  
**FP172 SERIAL FP172-0001 THRU FP172-0003**  
**P172 SERIAL P17257120 THRU P17257188**

Figure 8. Wing Structure Assembly - Long Range





| FIGURE AND INDEX NO. | PART NUMBER |    | DESCRIPTION                                  |                |       |       |   |   |   | UNITS PER ASSY | USABLE ON CODE |
|----------------------|-------------|----|--|----------------|-------|-------|---|---|---|----------------|----------------|
|                      |             |    | 1  | 2              | 3     | 4     | 5 | 6 | 7 |                |                |
| 8 -                  | 0523005-203 | ** | STRUCTURE ASSEMBLY-LEFT WING                 | LONG RANGE     | WHEN  | ----- |   |   |   | 1              | A              |
|                      |             |    | EXHAUSTED USE 0523005-217                    |                |       |       |   |   |   |                |                |
|                      | 0523005-217 | ** | STRUCTURE ASSEMBLY-LEFT WING                 | LONG RANGE     | ----- |       |   |   |   | 1              | A              |
|                      | 0523005-202 | ** | STRUCTURE ASSEMBLY-RIGHT WING                | LONG RANGE     | WHEN  | ----- |   |   |   | 1              | A              |
|                      |             |    | EXHAUSTED USE 0523005-218                    |                |       |       |   |   |   |                |                |
|                      | 0523005-218 | ** | STRUCTURE ASSEMBLY-RIGHT WING                | LONG RANGE     | ----- |       |   |   |   | 1              | A              |
|                      | 0523005-209 | *  | STRUCTURE ASSEMBLY-LEFT WING                 | LONG RANGE     | WHEN  | ----- |   |   |   | 1              | B              |
|                      |             |    | EXHAUSTED USE 0523005-219                    |                |       |       |   |   |   |                |                |
|                      | 0523005-219 | *  | STRUCTURE ASSEMBLY-LEFT WING                 | LONG RANGE     | ----- |       |   |   |   | 1              | B              |
|                      | 0523005-85  |    | STRUCTURE ASSEMBLY-LEFT WING                 | LONG RANGE     | ----- |       |   |   |   | 1              | E              |
|                      | 0523005-92  |    | STRUCTURE ASSEMBLY-LEFT WING                 | LONG RANGE     | ----- |       |   |   |   | 1              | F              |
|                      | 0523005-206 | *  | STRUCTURE ASSEMBLY-RIGHT WING                | LONG RANGE     | WHEN  | ----- |   |   |   | 1              | B              |
|                      |             |    | EXHAUSTED USE 0523005-220                    |                |       |       |   |   |   |                |                |
|                      | 0523005-220 | *  | STRUCTURE ASSEMBLY-RIGHT WING                | LONG RANGE     | ----- |       |   |   |   | 1              | B              |
|                      | 0523005-224 | *  | STRUCTURE ASSEMBLY-RIGHT WING                | LONG RANGE     | ----- |       |   |   |   | 1              | J              |
|                      |             |    | WEU 0523005-96                               |                |       |       |   |   |   |                |                |
|                      | 0523005-96  | *  | STRUCTURE ASSEMBLY-RIGHT WING                | LONG RANGE     | ----- |       |   |   |   | 1              | K              |
| - 1                  | SEE FIG 10  |    | LEADING EDGE ASSEMBLY-WING                   | -----          |       |       |   |   |   | 1              |                |
| - 2                  | SEE FIG 12  |    | SPARS ASSEMBLY-WING                          | -----          |       |       |   |   |   | 1              |                |
| - 3                  | SEE FIG 14  |    | SKINS & STRINGERS-WING                       | -----          |       |       |   |   |   | 1              |                |
| - 4                  | AN742D3     |    | CLAMP RH ONLY                                | -----          |       |       |   |   |   | 1              |                |
|                      | MS21919JG4  |    | CLAMP LH ONLY                                | -----          |       |       |   |   |   | 1              |                |
| - 5                  | S1021Z8-8   |    | SCREW  | -----          |       |       |   |   |   | 1              |                |
| - 6                  | NAS446-4-3  |    | NUT  | -----          |       |       |   |   |   | 1              |                |
| - 7                  | 0523507     |    | RIB ASSEMBLY-LEFT FUEL CELL STA 23.625       | -----          |       |       |   |   |   | 1              |                |
|                      | 0523507-1   |    | RIB ASSEMBLY-RIGHT FUEL CELL STA 23.625      | -----          |       |       |   |   |   | 1              |                |
|                      | NAS680A08   |    | NUTPLATE                                     | -----          |       |       |   |   |   | 1              |                |
|                      | NAS444-4    |    | NUTPLATE LH ONLY                             | -----          |       |       |   |   |   | 1              |                |
| - 8                  | 0523519-2   |    | HAT SECTION-FUEL TANK LOWER                  | -----          |       |       |   |   |   | 1              |                |
|                      | 0523519-1   |    | HAT SECTION-FUEL TANK LOWER                  | -----          |       |       |   |   |   | 3              | D              |
|                      | 0523519-1   |    | HAT SECTION-FUEL TANK LOWER                  | -----          |       |       |   |   |   | 2              | C              |
|                      | 0523540-1   |    | PAD-NEOPRENE                                 | -----          |       |       |   |   |   | 3              |                |
| - 8A                 | 0523519-9   |    | STIFFENER ASSEMBLY-LH                        | -----          |       |       |   |   |   | 1              | C              |
|                      | 0523519-10  |    | STIFFENER ASSEMBLY-RH                        | -----          |       |       |   |   |   | 1              | C              |
| - 9                  | 0523003-48  |    | DOUBLER                                      | -----          |       |       |   |   |   | 1              |                |
|                      | 0721111-9   |    | RIB ASSEMBLY-STUB STA 57.125 LH              | -----          |       |       |   |   |   | 1              |                |
|                      | 0721111-10  |    | RIB ASSEMBLY-STUB STA 57.125 RH              | -----          |       |       |   |   |   | 1              |                |
|                      | NAS680A08   |    | NUTPLATE                                     | -----          |       |       |   |   |   | 2              |                |
| -10                  | 0722201-1   |    | RIB-WING CENTER SECTION STA 85.625           | -----          |       |       |   |   |   | 1              |                |
| -11                  | 0523510     |    | RIB-WING CENTER SECTION STA 100 LH           | WHEN           | ----- |       |   |   |   | 1              |                |
|                      |             |    | EXHAUSTED USE 0523510-7                      |                |       |       |   |   |   |                |                |
|                      | 0523510-7   |    | RIB-WING CENTER SECTION STA 100 LH           | -----          |       |       |   |   |   | 1              |                |
|                      | 0523510-1   |    | RIB-WING CENTER SECTION STA 100 RH           | WHEN           | ----- |       |   |   |   | 1              |                |
|                      |             |    | EXHAUSTED USE 0523510-6                      |                |       |       |   |   |   |                |                |
| -12                  | 0523510-6   |    | RIB-WING CENTER SECTION STA 100 RH           | -----          |       |       |   |   |   | 1              |                |
|                      | 0523511-3   |    | RIB-WING CENTER SECTION STA 118              | -----          |       |       |   |   |   | 1              |                |
| -13                  | 0523512-3   |    | RIB-WING CENTER SECTION STA 136              | -----          |       |       |   |   |   | 1              |                |
| -14                  | 0523513-3   |    | RIB-WING CENTER SECTION STA 154 LH           | -----          |       |       |   |   |   | 1              |                |
|                      | 0523513-6   |    | RIB-WING CENTER SECTION STA 154 RH           | -----          |       |       |   |   |   | 1              |                |
| -15                  | 0523514-3   |    | RIB-WING CENTER SECTION STA 172              | -----          |       |       |   |   |   | 1              |                |
| -16                  | 0523515-3   |    | RIB-WING CENTER SECTION STA 190              | -----          |       |       |   |   |   | 1              |                |
| -17                  | 0720608-7   |    | RIB-WING CENTER SECTION STA 208              | WHEN EXHAUSTED | ----- |       |   |   |   | 1              |                |
|                      |             |    | USE 0720608-15                               |                |       |       |   |   |   |                |                |
|                      | S1863-3A    |    | NUTPLATE TIN                                 | -----          |       |       |   |   |   | 10             |                |
|                      | 0720608-15  |    | RIB-WING CENTER SECTION STA 208              | -----          |       |       |   |   |   | 1              |                |
|                      | NAS686A08K  |    | NUTPLATE                                     | -----          |       |       |   |   |   | 10             |                |
| -18                  | NAS395-4-3  |    | NUT  | -----          |       |       |   |   |   | 4              |                |
| -19                  | 0523232-2   |    | RIB-WING ROOT TRAILING EDGE STA 23.625       | -----          |       |       |   |   |   | 1              |                |
| -20                  | 0523231     |    | RIB-ASSEMBLY-FLAP TRACK STA 39 & 85.875      | -----          |       |       |   |   |   | 2              |                |
|                      | 0523231-5   |    | BRACKET                                      | -----          |       |       |   |   |   | 1              |                |
| -21                  | 0523233-2   |    | RIB ASSEMBLY-WING TRAILING EDGE STA 57.125   | -----          |       |       |   |   |   | 1              |                |
| -22                  | 0523233     |    | RIB ASSEMBLY-WING TRAILING EDGE STA 71.375   | -----          |       |       |   |   |   | 1              |                |
| -23                  | 0523233-3   |    | RUB STRIP                                    | -----          |       |       |   |   |   | 1              |                |
| -24                  | 0523230     |    | RIB ASSEMBLY-WING TRAILING EDGE STA 100.5 LH | -----          |       |       |   |   |   | 1              |                |
|                      | 0523230-1   |    | RIB ASSEMBLY-WING TRAILING EDGE STA 100.5 RH | -----          |       |       |   |   |   | 1              |                |
|                      | 0523230-4   |    | ANGLE LH ONLY                                | -----          |       |       |   |   |   | 1              |                |
|                      | 0523230-5   |    | ANGLE RH ONLY                                | -----          |       |       |   |   |   | 1              |                |
| -25                  | 0523511-4   |    | RIB-WING TRAILING EDGE STA 118               | -----          |       |       |   |   |   | 1              |                |
| -26                  | 0523512-4   |    | RIB-WING TRAILING EDGE STA 136               | -----          |       |       |   |   |   | 1              |                |
| -27                  | 0523408     |    | BRACKET-AILERON PULLEY                       | -----          |       |       |   |   |   | 1              |                |

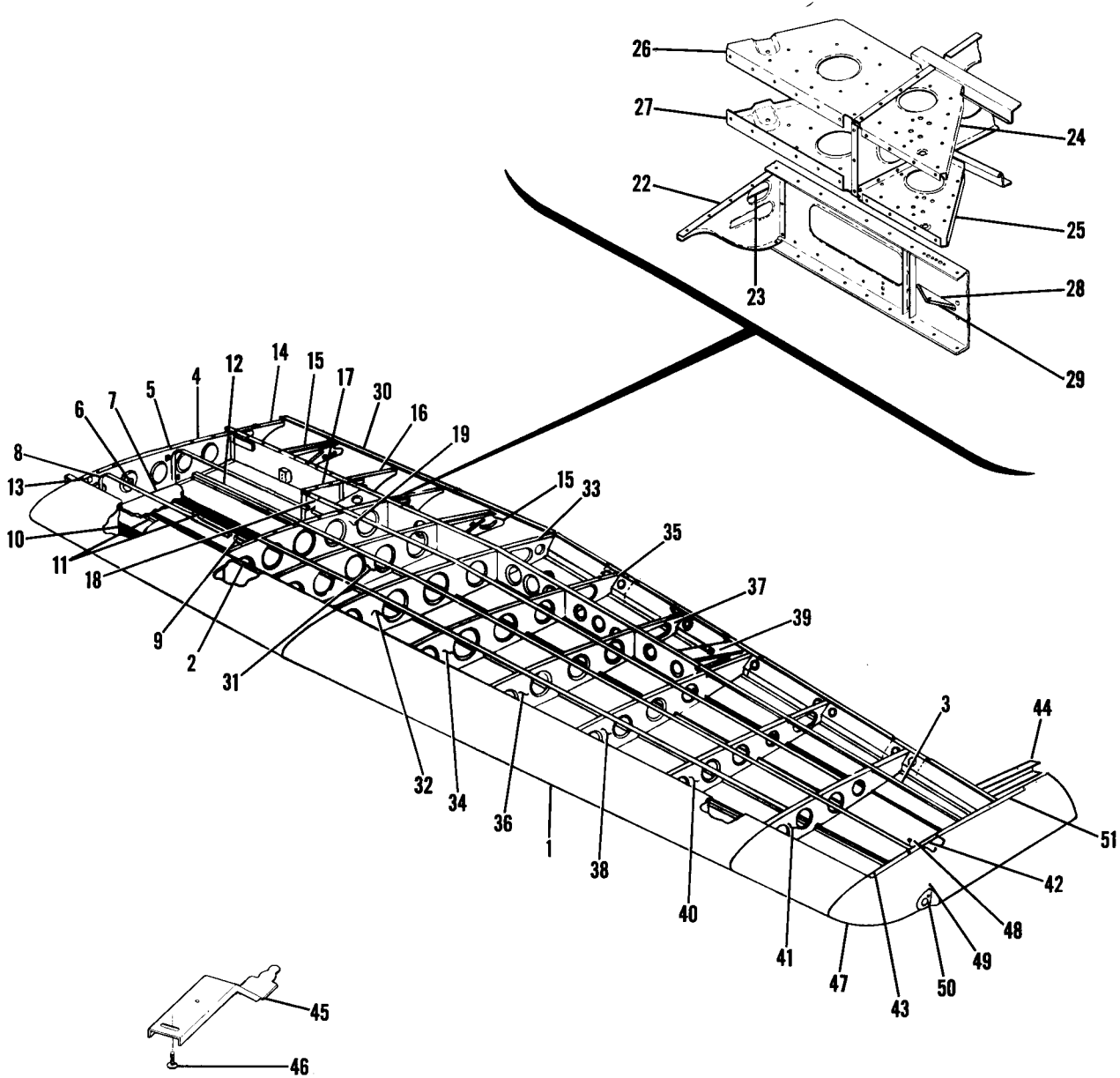
CONTINUED ON NEXT PAGE

| FIGURE AND INDEX NO. | PART NUMBER | DESCRIPTION   | UNITS PER ASSY | USABLE ON CODE |
|----------------------|-------------|---|----------------|----------------|
|                      |             |   |                |                |
| 8 -28                | 0523407     | BRACKET-FLAP PULLEY -----                                 | 1              |                |
| -29                  | 0523407-1   | BRACKET-FLAP PULLEY -----                                 | 1              |                |
| -30                  | 0523539-7   | BRACKET-FLAP BELLCRANK SUPPORT UPPER LH -----             | 1              |                |
|                      | 0523539-8   | BRACKET-FLAP BELLCRANK SUPPORT UPPER RH -----             | 1              |                |
| -31                  | 0523539-9   | BRACKET-FLAP BELLCRANK SUPPORT LOWER LH -----             | 1              |                |
|                      | 0523539-10  | BRACKET-FLAP BELLCRANK SUPPORT LOWER RH -----             | 1              |                |
| -31A                 | 0522630-1   | BRACKET ASSEMBLY-LOWER RH ONLY -----                      | 1              | C              |
| -31B                 | 0522630-2   | BRACKET ASSEMBLY-UPPER RH ONLY -----                      | 1              | C              |
| -32                  | 0523219-2   | CHANNEL-AILERON BELLCRANK UPPER LH -----                  | 1              |                |
|                      | 0523219-3   | CHANNEL-AILERON BELLCRANK UPPER RH -----                  | 1              |                |
|                      | 0523219-4   | CHANNEL-AILERON BELLCRANK LOWER LH -----                  | 1              |                |
|                      | 0523219-5   | CHANNEL-AILERON BELLCRANK LOWER RH -----                  | 1              |                |
| -33                  | 0720005-1   | STIFFENER-TRAILING EDGE -----                             | 1              |                |
| -34                  | 0523522-8   | STRAP ASSEMBLY-FUEL TANK INBOARD -----                    | 2              |                |
|                      | 0523522-10  | PAD-NEOPRENE -----  | 1              |                |
| -35                  | 0523522-1   | STRAP ASSEMBLY-FUEL TANK OUTBOARD -----                   | 2              |                |
|                      | 0523522-7   | PAD-NEOPRENE -----  | 1              |                |
| -36                  | 0523008-7   | CHANNEL ASSEMBLY-DOOR CATCH -----                         | 1              |                |
| -37                  | 22NA1K-02   | NUTPLATE EN -----   | 4              |                |
| -38                  | 0523008-3   | STOP ASSEMBLY-DOOR CATCH LH -----                         | 1              | D              |
|                      | 0523008-4   | STOP ASSEMBLY-DOOR CATCH RH -----                         | 1              | D              |
|                      |             | ATTACHING PARTS   |                |                |
| -39                  | 0523008-10  | SHIM .063 THICKNESS -----                                 | AR             | U              |
|                      | 0523008-10  | SHIM .125 THICKNESS -----                                 | AR             |                |
| -40                  | AN520-10R7  | SCREW USE WITH NO SHIMS -----                             | 4              | D              |
|                      | AN520-10R8  | SCREW USE WITH 0523008-9 SHIM -----                       | 4              | D              |
|                      | NAS221-8    | SCREW USE WITH 0523008-10 SHIM -----                      | 4              | D              |
|                      | AN520-10R10 | SCREW USE WITH BOTH SHIMS -----                           | 4              | D              |
|                      |             | ---*---   |                |                |
| -40A                 | 0426209-3   | DOOR CATCH -----  | 1              | C              |
|                      |             | ATTACHING PARTS   |                |                |
| -40B                 | AN515-6R6   | SCREW -----   | 1              | C              |
|                      |             | ---*---   |                |                |
| -41                  | 0523505-1   | BULKHEAD ASSEMBLY LH -----                                | 1              |                |
|                      | 0523505-2   | BULKHEAD ASSEMBLY RH -----                                | 1              |                |
| -42                  | 0523508-12  | RIB ASSEMBLY-FUEL CELL STA 71.375 LH WEU 0523508-25 ----- | 1              | M              |
|                      | 0523508-25  | RIB ASSEMBLY-FUEL CELL STA 71.375 LH -----                | 1              | N              |
|                      |             | RIB ASSEMBLY-FUEL CELL STA 71.375 RH FSD -----            | 1              | L              |
|                      |             | 0523508-26 & 0523564-1                                    |                |                |
|                      | 0523508-26  | RIB ASSY-FUEL CELL STA 71.375 RH -----                    | 1              | K              |
|                      | NAS680A08   | NUTPLATE -----  | 9              |                |
|                      |             | DOUBLER-STA 70.88 -----                                   | 1              | K              |
| -43                  | 0721107-1   | FAIRING LH -----  | 1              |                |
|                      | 0721107-2   | FAIRING RH -----  | 1              |                |
| -44                  | 0523701-4   | TIP ASSEMBLY WHEN EXHAUSTED USE 0723615-200 -----         | 1              | D              |
|                      | 0723615-200 | TIP ASSEMBLY-WING -----                                   | 1              | D              |
|                      |             | ATTACHING PARTS   |                |                |
| -45                  | AN515-8R8   | SCREW -----   | 10             |                |
|                      |             | ---*---   |                |                |
|                      | S1962-2     | NUTPLATE USED WITH 0523701-4 -----                        | 2              |                |
| -46                  | 0523565-201 | TIP-LH -----  | 1              | C              |
|                      | 0523565-200 | TIP-RH -----  | 1              | C              |
| -46A                 | 0523565-29  | TIP LH -----  | 1              | F              |
|                      | 0523565-30  | TIP RH -----  | 1              | F              |
|                      |             | ATTACHING PARTS   |                |                |
| -47                  | AN515-8R8   | SCREW -----   | 10             | C              |
|                      |             | ---*---   |                |                |
| -48                  | 0423008-4   | STIFFENER-LH UPPER RH LOWER -----                         | 1              | G              |
|                      | 0523565-21  | STIFFENER-LH UPPER RH LOWER -----                         | 1              | H              |
|                      | 0423008-5   | STIFFENER-RH UPPER LH LOWER -----                         | 1              | G              |
|                      | 0523565-22  | STIFFENER-RH UPPER LH LOWER -----                         | 1              | H              |

CONTINUED ON NEXT PAGE

| FIGURE AND INDEX NO. | PART NUMBER | DESCRIPTION   | UNITS PER ASSY | USABLE ON CODE |
|----------------------|-------------|---|----------------|----------------|
| 8 -                  |             | <p style="margin: 0;">1 2 3 4 5 6 7</p> <p style="margin: 0;">NOTE. THIS SPARE INCLUDES ALL ELECTRICAL WIRING NECESSARY FOR INSTALLATION</p> <p style="margin: 0;">NOTE. *THESE ARE OPTIONAL LONG RANGE WINGS FOR MODEL 172 &amp; F172. FOR STANDARD RANGE WING REFER TO FIG 6.</p> <p style="margin: 0;">NOTE. **THESE ARE LONG RANGE WINGS, STANDARD EQUIPMENT FOR MODEL P172 &amp; FP172.</p> <p style="margin: 0;">A---P172 SERIAL P17257120 THRU P17257188<br/>FP172 SERIAL FP172-0001 THRU FP172-0003</p> <p style="margin: 0;">B---172 SERIAL 17257162 THRU 17258486<br/>F172 SERIAL F172-0560 THRU F172-0654</p> <p style="margin: 0;">C---172 SERIAL 17258487 THRU 17260758<br/>F172 SERIAL F17200655 THRU F17200904</p> <p style="margin: 0;">D---P172 SERIAL P17257120 THRU P17257188<br/>FP172 SERIAL FP172-0001 THRU FP172-0003<br/>172 SERIAL 17257162 THRU 17258486<br/>F172 SERIAL F172-0560 THRU F172-0654</p> <p style="margin: 0;">E---172 SERIAL 17258487 THRU 17259223<br/>F172 SERIAL F17200655 THRU F17200804</p> <p style="margin: 0;">F---172 SERIAL 17259224 THRU 17260758<br/>F172 SERIAL F17200805 THRU F17200904</p> <p style="margin: 0;">G---172 SERIAL 17257162 THRU 17258895<br/>F172 SERIAL F172-0560 THRU F17200795</p> <p style="margin: 0;">H---172 SERIAL 17258896 THRU 17260758<br/>F172 SERIAL F17200796 THRU F17200904</p> <p style="margin: 0;">J---172 SERIAL 17258487 THRU 17259904<br/>F172 SERIAL F17200655 THRU F17200804</p> <p style="margin: 0;">K---172 SERIAL 17259905 THRU 17260758<br/>F172 SERIAL F17200805 THRU F17200904</p> <p style="margin: 0;">L---172 SERIAL 17257162 THRU 17259904<br/>P172 SERIAL P17257120 THRU P17257188<br/>F172 SERIAL F172-0560 THRU F17200804<br/>FP172 SERIAL FP172-0001 THRU FP172-0003</p> <p style="margin: 0;">M---172 SERIAL 17257162 THRU 17259842<br/>F172 SERIAL F172-0560 THRU F1720844</p> <p style="margin: 0;">N---172 SERIAL 17259843 THRU 17260758<br/>F172 SERIAL F1720845 THRU F17200904</p> |                |                |

Wing (Cont)



172 SERIAL 17260759 THRU 17263458  
F172 SERIAL F17200905 THRU F17201234

Figure 9. Wing Structure Assembly - Long Range

| FIGURE AND INDEX NO. | PART NUMBER   | DESCRIPTION  | UNITS PER ASSY | USABLE ON CODE |
|----------------------|---------------|--|----------------|----------------|
|                      |               | <b>1 2 3 4 5 6 7</b>                                 |                |                |
| 9 -                  | 0523011-13    | STRUCTURE ASSEMBLY-LEFT WING LONG RANGE -----        | 1              | A              |
|                      | 0523011-14    | STRUCTURE ASSEMBLY-RIGHT WING LONG RANGE -----       | 1              | A              |
| - 1                  | SEE FIG 11    | LEADING EDGE ASSEMBLY-WING -----                     | 1              |                |
| - 2                  | SEE FIG 13    | SPARS ASSEMBLY-WING -----                            | 1              |                |
| - 3                  | SEE FIG 15    | SKINS & STRINGERS-WING -----                         | 1              |                |
| - 4                  | 0523010-1     | RIB ASSEMBLY-LH STA 23.625 -----                     | 1              |                |
|                      | 0523010-2     | RIB ASSEMBLY-RH STA 23.625 -----                     | 1              |                |
| - 5                  | NAS680A08     | NUTPLATE UPPER -----                                 | 7              |                |
|                      | S1863-3       | NUTPLATE LOWER -----                                 | 6              |                |
| - 6                  | MS35489-9     | GROMMET -----  | 1              |                |
| - 7                  | 0523023-1     | REINFORCEMENT -----                                  | 1              |                |
| - 8                  | 0523522-8     | STRAP ASSEMBLY-FUEL TANK INBOARD -----               | 2              |                |
|                      | 0523522-10    | PAD-NEOPRENE -----                                   | 1              |                |
| - 9                  | 0523522-1     | STRAP ASSEMBLY-FUEL TANK OUTBOARD -----              | 2              |                |
|                      | 0523522-7     | PAD-NEOPRENE -----                                   | 1              |                |
| -10                  | 0523519-21    | STIFFENER ASSEMBLY-LH -----                          | 1              |                |
|                      | 0523519-22    | STIFFENER ASSEMBLY-RH -----                          | 1              |                |
| -11                  | 0523519-19    | STIFFENER -----                                      | 2              |                |
|                      | S2127-1-46.94 | SEAL -----   | 3              |                |
| -12                  | 0523519-20    | STIFFENER -----                                      | 1              |                |
|                      | S2127-1-31.25 | SEAL -----   | 1              |                |
| -13                  | 0523039-2     | DOUBLER -----  | 1              |                |
| -14                  | 0523232-6     | RIB-TRAILING EDGE STA 23.625 -----                   | 1              |                |
|                      | NAS395-14-3   | NUT -----  | 3              |                |
| -15                  | 0523231-13    | RIB ASSEMBLY-FLAP TRACK STA 39.00 & STA 85.875 ----- | 2              |                |
| -16                  | 0523233-11    | RIB-TRAILING EDGE STA 57.125 -----                   | 1              |                |
| -17                  | 0721111-29    | RIB ASSEMBLY-LH STA 57.125 -----                     | 1              |                |
|                      | 0721111-30    | RIB ASSEMBLY-RH STA 57.125 -----                     | 1              |                |
|                      | NAS680A08     | NUTPLATE -----                                       | 2              |                |
|                      | 0523560-1     | STIFFENER -----                                      | 1              |                |
| -18                  | 0523505-5     | BULKHEAD ASSEMBLY -----                              | 1              |                |
|                      | 0523505-6     | BULKHEAD ASSEMBLY -----                              | 1              |                |
|                      | 0721100-5     | STIFFENER -----                                      | 2              |                |
|                      | NAS680A08     | NUTPLATE -----                                       | 4              |                |
| -19                  | 0523508-29    | RIB ASSEMBLY-LH STA 71.375 -----                     | 1              |                |
|                      | 0523508-28    | RIB ASSEMBLY-RH STA 71.375 -----                     | 1              |                |
| -20                  |               | DELETED-NOT USED -----                               |                |                |
| -21                  |               | DELETED-NOT USED -----                               |                |                |
| -22                  | 0523233-22    | RIB ASSEMBLY-TRAILING EDGE STA 71.375 -----          | 1              |                |
| -23                  | 0523233-3     | RUB STRIP -----                                      | 1              |                |
| -24                  | 0523539-7     | BRACKET LH WING -----                                | 1              |                |
|                      | 0523539-3     | BRACKET RH WING -----                                | 1              |                |
| -25                  | 0523539-9     | BRACKET LH WING -----                                | 1              |                |
|                      | 0523539-5     | BRACKET RH WING -----                                | 1              |                |
| -26                  | 0522630-3     | BRACKET RH WING ONLY -----                           | 1              |                |
| -27                  | 0522630-4     | BRACKET RH WING ONLY -----                           | 1              |                |
| -28                  | 0523407       | BRACKET-PULLEY -----                                 | 1              |                |
| -29                  | 0523407-1     | BRACKET-PULLEY -----                                 | 1              |                |
| -30                  | 0720005-3     | STIFFENER -----                                      | 1              |                |
| -31                  | 0523509-18    | RIB-STA 85.625 -----                                 | 1              |                |
| -32                  | 0523510-19    | RIB ASSEMBLY-LH STA 100.50 -----                     | 1              |                |
|                      | 0523510-20    | RIB ASSEMBLY-RH STA 100.50 -----                     | 1              |                |
| -33                  | 0523230       | RIB ASSEMBLY-TRAILING EDGE LH STA 100.50 -----       | 1              |                |
|                      | 0523230-1     | RIB ASSEMBLY-TRAILING EDGE RH STA 100.50 -----       | 1              |                |
|                      | 0523230-4     | ANGLE-LH -----                                       | 1              |                |
|                      | 0523230-5     | ANGLE-RH -----                                       | 1              |                |
| -34                  | 0523511-14    | RIB-STA 118 -----                                    | 1              |                |
| -35                  | 0523511-15    | RIB-TRAILING EDGE STA 118 -----                      | 1              |                |
| -36                  | 0523512-19    | RIB-STA 136 -----                                    | 1              |                |
| -37                  | 0523512-22    | RIB-TRAILING EDGE STA 136 -----                      | 1              |                |
| -38                  | 0523513-13    | RIB-LH STA 154 -----                                 | 1              |                |
|                      | 0523513-14    | RIB-RH STA 154 -----                                 | 1              |                |
| -39                  | 0523219-2     | CHANNEL-AILERON BELLCRANK UPPER LH -----             | 1              |                |
|                      | 0523219-3     | CHANNEL-AILERON BELLCRANK UPPER RH -----             | 1              |                |
|                      | 0523219-4     | CHANNEL-AILERON BELLCRANK LOWER LH -----             | 1              |                |
|                      | 0523219-5     | CHANNEL-AILERON BELLCRANK LOWER RH -----             | 1              |                |
|                      | CM2692-28-1S  | PLUG BUTTON -----                                    | 1              |                |

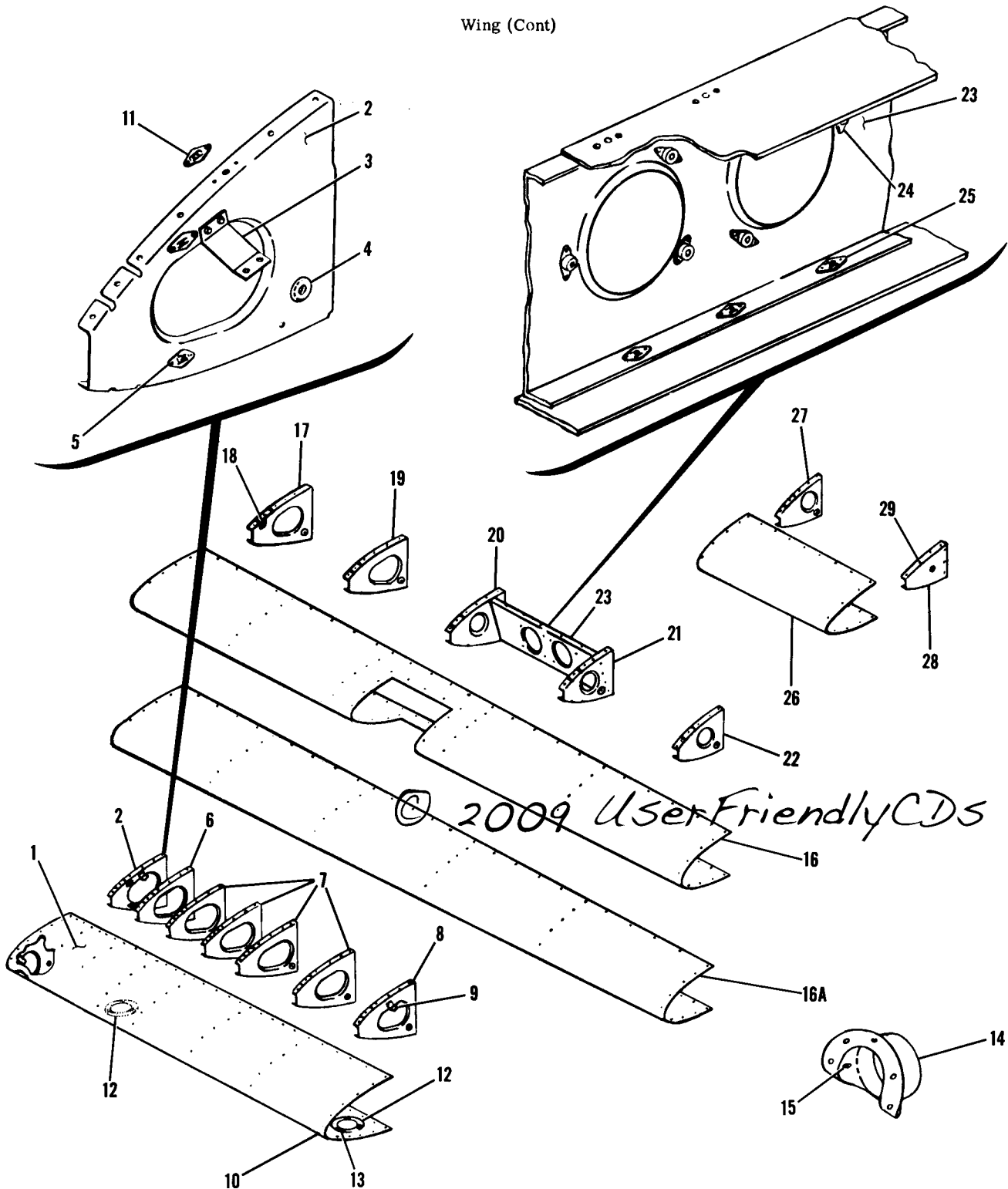
CONTINUED ON NEXT PAGE



| FIGURE AND INDEX NO. | PART NUMBER    | DESCRIPTION   | UNITS PER ASSY | USABLE ON CODE |
|----------------------|----------------|---|----------------|----------------|
|                      |                |   |                |                |
|                      |                | <b>1 2 3 4 5 6 7</b>  |                |                |
| 9 -40                | 0523514-7      | RIB-STA 172 -----   | 1              |                |
| -41                  | 0523515-7      | RIB-STA 190 -----   | 1              |                |
| -42                  | 0722200-1      | RIB ASSEMBLY-STA 208 LH -----   | 1              |                |
|                      | 0722200-2      | RIB ASSEMBLY-STA 208 RH -----   | 1              |                |
| -43                  | NAS686A08      | NUTPLATE -----  | 10             |                |
| -44                  | 0721107-1      | FAIRING-STA 208 LH -----  | 1              |                |
|                      | 0721107-2      | FAIRING-STA 208 RH -----  | 1              |                |
| -45                  | 0426209-3      | DOOR CATCH -----  | 1              |                |
|                      |                | ATTACHING PARTS   |                |                |
| -46                  | AN515-6R6      | SCREW -----   | 1              |                |
|                      |                | -----*  |                |                |
| -47                  | 0723200-5      | WING TIP ASSEMBLY-LH -----  | 1              | A              |
|                      | 0723200-6      | WING TIP ASSEMBLY-RH -----  | 1              | A              |
|                      |                | ATTACHING PARTS   |                |                |
| -48                  | AN515-8R8      | SCREW -----   | 12             |                |
|                      |                | -----*  |                |                |
| -49                  | S1862-2        | NUTPLATE -----  | 2              |                |
| -50                  | NAS1329A06K120 | NUTPLATE -----  | 3              |                |
| -51                  | 0723200-9      | STIFFENER-UPPER LH -----  | 1              |                |
|                      | 0723200-10     | STIFFENER-UPPER RH -----  | 1              |                |
|                      | 0723200-11     | STIFFENER-LOWER LH -----  | 1              |                |
|                      | 0723200-12     | STIFFENER-LOWER RH -----  | 1              |                |
|                      |                | A---172 SERIAL 17260759 THRU 17263458<br>F172 SERIAL F17200905 THRU F17201234 |                |                |

This page intentionally left blank.

Wing (Cont)



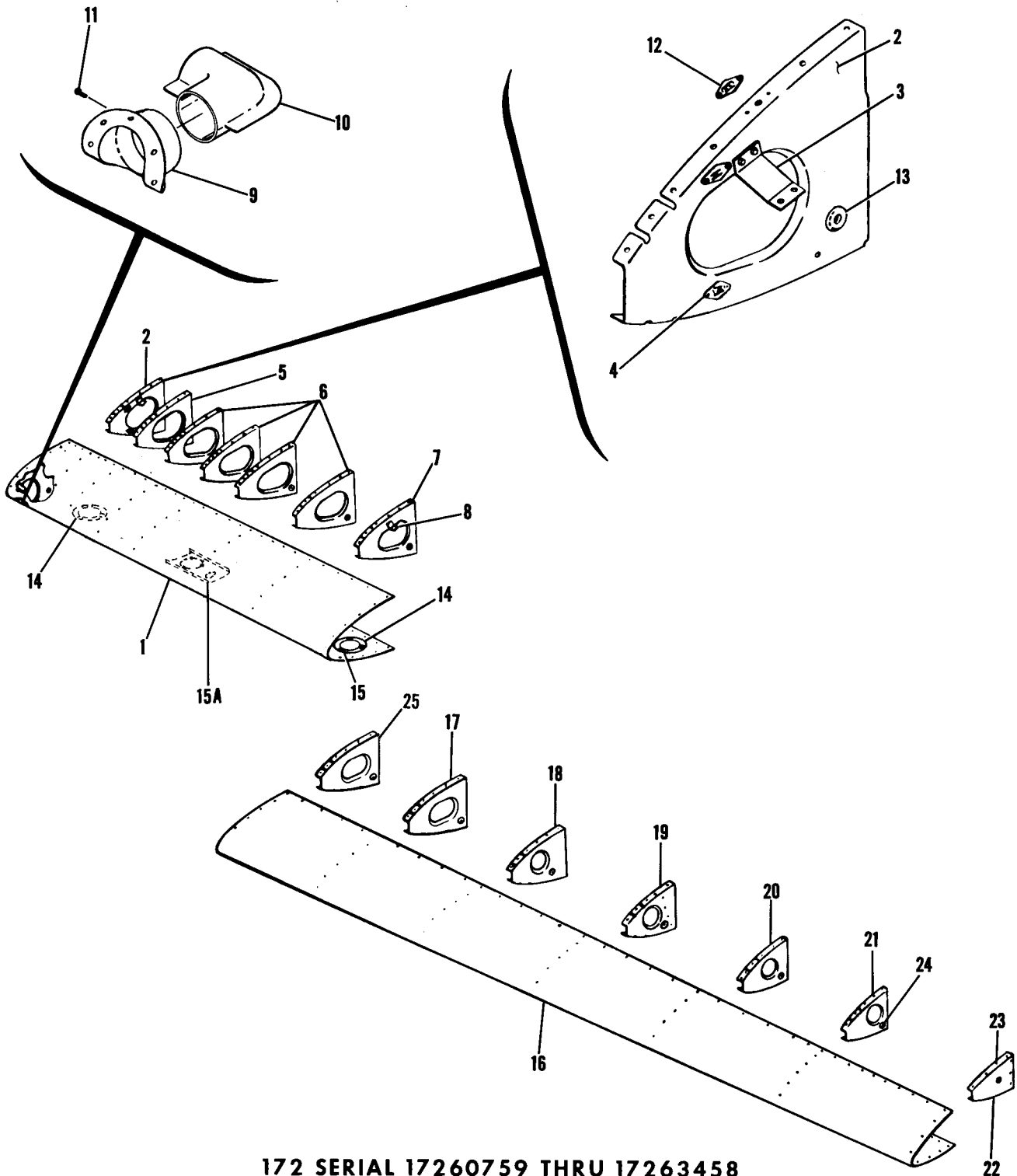
172 SERIAL 17249545 THRU 17260758  
F172 SERIAL F172-0001 THRU F17200904  
P172 SERIAL P17257120 THRU P17257188  
FP172 SERIAL FP172-0001 THRU FP172-0003

Figure 10. Wing Leading Edge Assembly



| FIGURE AND INDEX NO.  | PART NUMBER | DESCRIPTION   | UNITS PER ASSY | USABLE ON CODE |
|---|-------------|---|----------------|----------------|
|   |             | <b>1 2 3 4 5 6 7</b>                                      |                |                |
| 10 -  |             | LEADING EDGE ASSEMBLY-WING -----                          | NP             | G              |
|   | 0523005-54  | LEADING EDGE ASSEMBLY-INBOARD LH STA 23.625 TO 100 -----  | 1              | A              |
|   | 0523005-204 | LEADING EDGE ASSEMBLY-INBOARD LH STA 22.625 TO 100 -----  | 1              | B              |
|   | 0523005-55  | LEADING EDGE ASSEMBLY-INBOARD RH STA 23.625 TO 100 -----  | 1              |                |
| - 1   | 0523005-21  | SKIN-STA 23.625 TO 100 LH -----                           | 1              | A              |
|   | 0523005-68  | SKIN-STA 23.625 TO 100 LH -----                           | 1              | B              |
|   | 0523005-22  | SKIN-STA 23.625 TO 100 RH -----                           | 1              |                |
| - 2   | 0523107-2   | RIB ASSEMBLY-NOSE STA 23.625 LH -----                     | 1              |                |
|   | 0523107-3   | RIB ASSEMBLY-NOSE STA 23.625 RH -----                     | 1              |                |
| - 3   | 0422291     | BRACKET LH ONLY -----                                     | 1              |                |
| - 4   | MS20230A2   | GROMMET -----   | 1              |                |
| - 5   | NAS444-5    | NUTPLATE -----  | 2              |                |
| - 6   | 0523107     | RIB ASSEMBLY-NOSE STA 32.000 -----                        | 1              |                |
|   | MS20230A2   | GROMMET -----   | 1              |                |
| - 7   | 0523108     | RIB ASSEMBLY-NOSE STA 40.375 TO 71.375 -----              | 4              |                |
|   | MS20230A2   | GROMMET -----   | 1              |                |
| - 8   | 0523111-1   | RIB ASSEMBLY-NOSE STA 85.625 LH -----                     | 1              |                |
|   | 0523111-2   | RIB ASSEMBLY-NOSE STA 85.625 RH -----                     | 1              |                |
| - 9   | 0422292     | BRACKET LH ONLY -----                                     | 1              |                |
|   | MS20230A2   | GROMMET -----   | 1              |                |
| -10   | MS35489-6   | GROMMET LH ONLY -----                                     | 1              | A              |
| -11   | NAS444-5    | NUTPLATE -----  | 2              |                |
| -12   | S237-2      | DOUBLER-INSPECTION OPENING -----                          | 3              |                |
| -13   | NAS395-14-3 | NUT -----   | 6              |                |
| -14   | 0413157     | SCOOP-CABIN AIR VENT -----                                | 1              |                |
| -15   | NAS446-4-3  | NUTPLATE -----  | 1              |                |
|   | 0523005-56  | LEADING EDGE ASSEMBLY-CENTER LH STA 100 TO 190 -----      | 1              | E              |
|   | 0523005-229 | LEADING EDGE ASSEMBLY-CENTER LH STA. 100.0 TO 190.0 ----- | 1              | F              |
|   | 0523005-57  | LEADING EDGE ASSEMBLY-CENTER RH STA 100 TO 190 -----      | 1              | G              |
| -16   | 0523003-10  | SKIN-STA 100 TO 190 LH -----                              | 1              | E              |
| -16A  | 0523003-63  | SKIN-STA 100.0 TO 190.0 LH -----                          | 1              | F              |
|   | 0523003-11  | SKIN-STA 100.0 TO 190.0 RH -----                          | 1              | F              |
| -17   | 0523110-1   | RIB ASSEMBLY-NOSE STA 100 LH -----                        | 1              |                |
|   | 0523110-2   | RIB ASSEMBLY-NOSE STA 100 RH -----                        | 1              |                |
| -18   | NAS444-1    | NUTPLATE LH ONLY -----                                    | 1              |                |
|   | MS20230A2   | GROMMET -----   | 1              |                |
| -19   | 0523542-1   | RIB ASSEMBLY-NOSE STA 118 -----                           | 1              |                |
|   | MS20230A2   | GROMMET -----   | 1              |                |
| -20   | 0523512-5   | RIB ASSEMBLY-NOSE STA 136 -----                           | 1              |                |
|   | MS20230A2   | GROMMET -----   | 1              |                |
| -21   | 0523513-4   | RIB ASSEMBLY-NOSE STA 154 -----                           | 1              |                |
|   | MS20230A2   | GROMMET -----   | 1              |                |
| -22   | 0523514-4   | RIB ASSEMBLY-NOSE STA 172 -----                           | 1              |                |
|   | MS20230A2   | GROMMET -----   | 1              |                |
| -23   | 0523106     | BRACKET ASSEMBLY-LANDING LIGHT LH ONLY -----              | 1              | E              |
| -24   | NAS680A08   | NUTPLATE -----  | 6              |                |
| -25   | NAS444-5    | NUTPLATE LH ONLY -----                                    | 18             |                |
|   | 0523005-52  | LEADING EDGE ASSEMBLY-OUTBOARD LH -----                   | 1              |                |
|   | 0523005-53  | LEADING EDGE ASSEMBLY-OUTBOARD RH -----                   | 1              |                |
| -26   | 0523003-56  | SKIN-STA 190 TO 208 LH -----                              | 1              |                |
|   | 0523003-57  | SKIN-STA 190 TO 208 RH -----                              | 1              |                |
| -27   | 0523515-4   | RIB ASSEMBLY-NOSE STA 190 -----                           | 1              |                |
|   | MS20230A2   | GROMMET -----   | 1              |                |
| -28   | 0720608-23  | RIB ASSEMBLY-NOSE STA 208 -----                           | 1              |                |
|   | MS20230A2   | GROMMET -----   | 1              |                |
| -29   | NAS696A08K  | NUTPLATE -----  | 2              |                |
| <p>A---172 SERIAL 17249545 THRU 17254892<br/> P172 SERIAL P17257120 THRU P17257188<br/> F172 SERIAL F172-0001 THRU F172-0319<br/> FP172 SERIAL FP172-0001 THRU FP172-0003</p> <p>B---172 SERIAL 17254893 THRU 17260758<br/> F172 SERIAL F172-0320 THRU F17200904</p> <p>C---DELETED<br/> D---DELETED</p> <p>E---172 SERIAL 17249545 THRU 17259223<br/> F172 SERIAL F172-0001 THRU F17200804<br/> P172 SERIAL P17257120 THRU P17257188<br/> FP172 SERIAL FP172-0001 THRU FP172-0003</p> <p>F---172 SERIAL 17259224 THRU 17260758<br/> F172 SERIAL F17200805 THRU F17200904</p> <p>G---172 SERIAL 17249545 THRU 17260758<br/> F172 SERIAL F172-0001 THRU F17200904<br/> P172 SERIAL P17257120 THRU P17257188<br/> FP172 SERIAL FP172-0001 THRU FP172-0003</p> |             |   |                |                |

Wing (Cont)

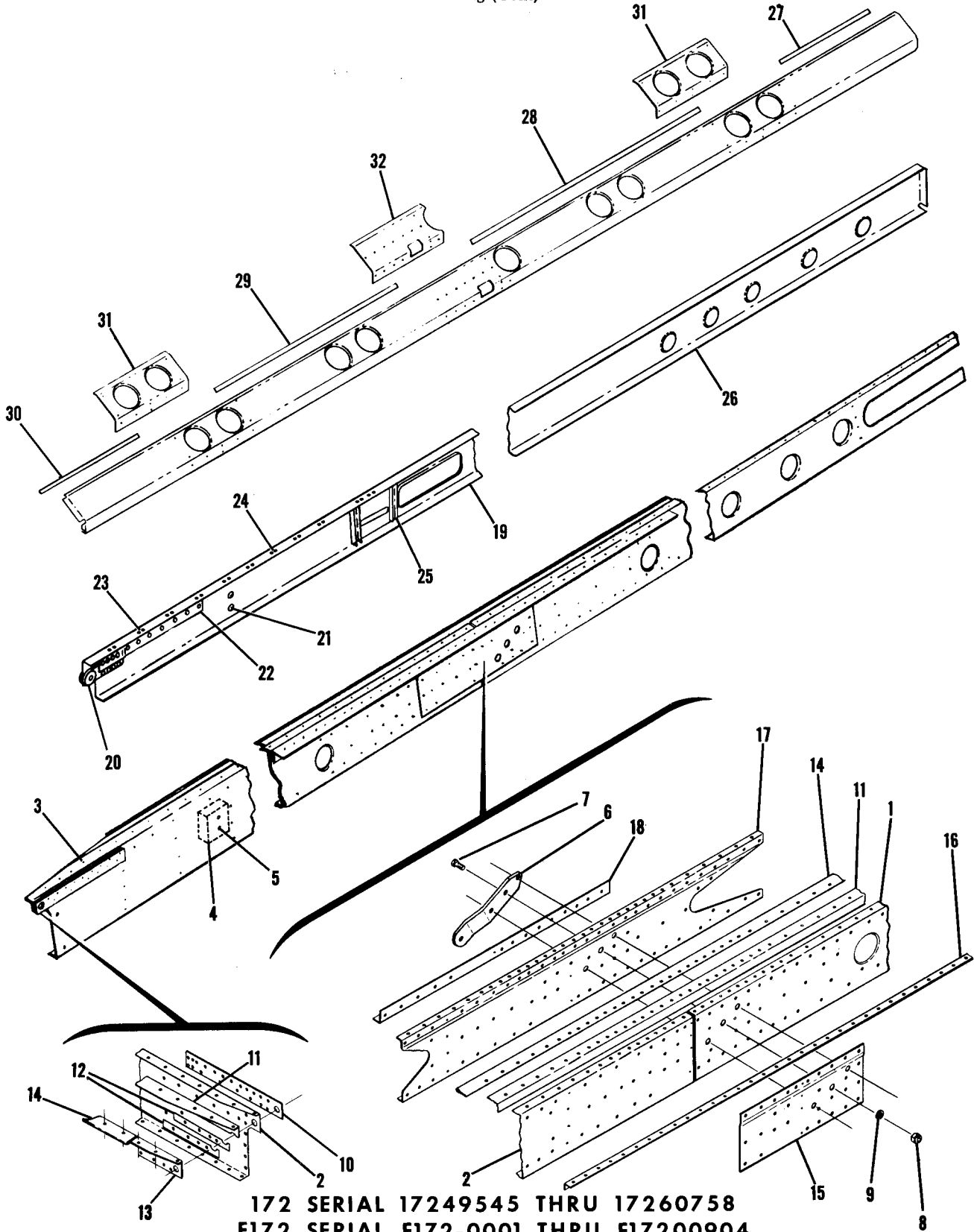


172 SERIAL 17260759 THRU 17263458  
F172 SERIAL F17200905 THRU F17201234

Figure 11. Wing Leading Edge Assembly

| FIGURE AND INDEX NO.  | PART NUMBER | DESCRIPTION                                   | UNITS PER ASSY | USABLE ON CODE |
|---|-------------|---|----------------|----------------|
|   |             | <b>1 2 3 4 5 6 7</b>                          |                |                |
| 11 -  |             | LEADING EDGE ASSEMBLY-WING -----              | NP             | A              |
|   | 0523028-1   | LEADING EDGE ASSY LH-INBOARD -----            | 1              |                |
|   | 0523028-3   | LEADING EDGE ASSY LH-INBOARD LONG RANGE ----- | 1              |                |
|   | 0523028-2   | LEADING EDGE ASSY RH-INBOARD -----            | 1              |                |
|   | 0523028-4   | LEADING EDGE ASSY RH-INBOARD LONG RANGE ----- | 1              |                |
| - 1   | 0523028-5   | SKIN LH -----                                 | 1              |                |
|   | 0523028-7   | SKIN LH LONG RANGE -----                      | 1              |                |
|   | 0523028-6   | SKIN RH -----                                 | 1              |                |
|   | 0523028-8   | SKIN RH LONG RANGE -----                      | 1              |                |
| - 2   | 0523026-1   | RIB ASSY-STA 23.625 LH -----                  | 1              |                |
|   | 0523026-2   | RIB ASSY-STA 23.625 RH -----                  | 1              |                |
| - 3   | 0422291     | BRACKET -----                                 | 1              |                |
| - 4   | S1863-3     | NUTPLATE -----                                | 2              |                |
| - 5   | 0523027-3   | RIB-STA 32.750 -----                          | 1              |                |
| - 6   | 0523027-1   | RIB-STA 40.125 TO STA 71.125 -----            | 4              |                |
| - 7   | 0523027-2   | RIB-STA 85.375 -----                          | 1              |                |
| - 8   | 0422292     | BRACKET-LH ONLY -----                         | 2              |                |
| - 9   | 0722202-1   | SCOOP-AIR -----                               | 1              |                |
|   |             | ATTACHING PARTS                               |                |                |
|   | AN960-4     | WASHER -----                                  | 4              |                |
|   |             | ---*---                                       |                |                |
| -10   | 0450314     | FITTING -----                                 | 1              |                |
|   |             | ATTACHING PARTS                               |                |                |
| -11   | S1021Z8-8   | SCREW -----                                   | 1              |                |
|   | NAS446-4-3  | NUT -----                                     | 1              |                |
|   |             | ---*---                                       |                |                |
| -12   | S1860-2A    | NUTPLATE-UPPER FLANGE -----                   | 1              |                |
|   | A6204-8Z3   | NUTPLATE-LOWER FLANGE -----                   | 1              |                |
| -13   | S1291-8     | GROMMET -----                                 | 7              |                |
| -14   | S237-2      | DOUBLER-INSPECTION OPENING LH ONLY -----      | 3              |                |
|   | S237-2      | DOUBLER-INSPECTION OPENING RH ONLY -----      | 2              |                |
| -15   | NAS395-14-3 | NUT -----                                     | 3              |                |
|   | 0523029-1   | LEADING EDGE ASSY LH-OUTBOARD -----           | 1              |                |
|   | 0523029-2   | LEADING EDGE ASSY RH-OUTBOARD -----           | 1              |                |
| -15A  | 0523048-1   | DOUBLER ASSY-PITOT TUBE LH ONLY -----         | 1              |                |
|   | NAS395-14-3 | NUT -----                                     | 3              |                |
| -16   | 0523029-3   | SKIN LH -----                                 | 1              |                |
|   | 0523029-4   | SKIN RH -----                                 | 1              |                |
| -17   | 0523031-1   | RIB-LH STA 118.00 -----                       | 1              |                |
|   | 0523031-2   | RIB-RH STA 118.00 -----                       | 1              |                |
| -18   | 0523032-1   | RIB-LH STA 136.00 -----                       | 1              |                |
|   | 0523032-2   | RIB-RH STA 136.00 -----                       | 1              |                |
| -19   | 0523033-1   | RIB-LH STA 154.00 -----                       | 1              |                |
|   | 0523033-2   | RIB-RH STA 154.00 -----                       | 1              |                |
| -20   | 0523034-1   | RIB-LH STA 172.00 -----                       | 1              |                |
|   | 0523034-2   | RIB-RH STA 172.00 -----                       | 1              |                |
| -21   | 0523035-1   | RIB-LH STA 190.00 -----                       | 1              |                |
|   | 0523035-2   | RIB-RH STA 190.00 -----                       | 1              |                |
| -22   | 0523036-1   | RIB-LH STA 208.00 -----                       | 1              |                |
|   | 0523036-2   | RIB-RH STA 208.00 -----                       | 1              |                |
| -23   | NAS696A08   | NUTPLATE -----                                | 2              |                |
| -24   | S1291-8     | GROMMET -----                                 | 6              |                |
| -25   | 0523030-1   | RIB-LH STA 100.00 -----                       | 1              |                |
|   | 0523030-2   | RIB-RH STA 100.00 -----                       | 1              |                |
| A---172 SERIAL 17260759 THRU 17263458<br>F172 SERIAL F17200905 THRU F17201234 |             |   |                |                |

Wing (Cont)



172 SERIAL 17249545 THRU 17260758  
F172 SERIAL F172-0001 THRU F17200904

Figure 12. Wing Spars Assemblies



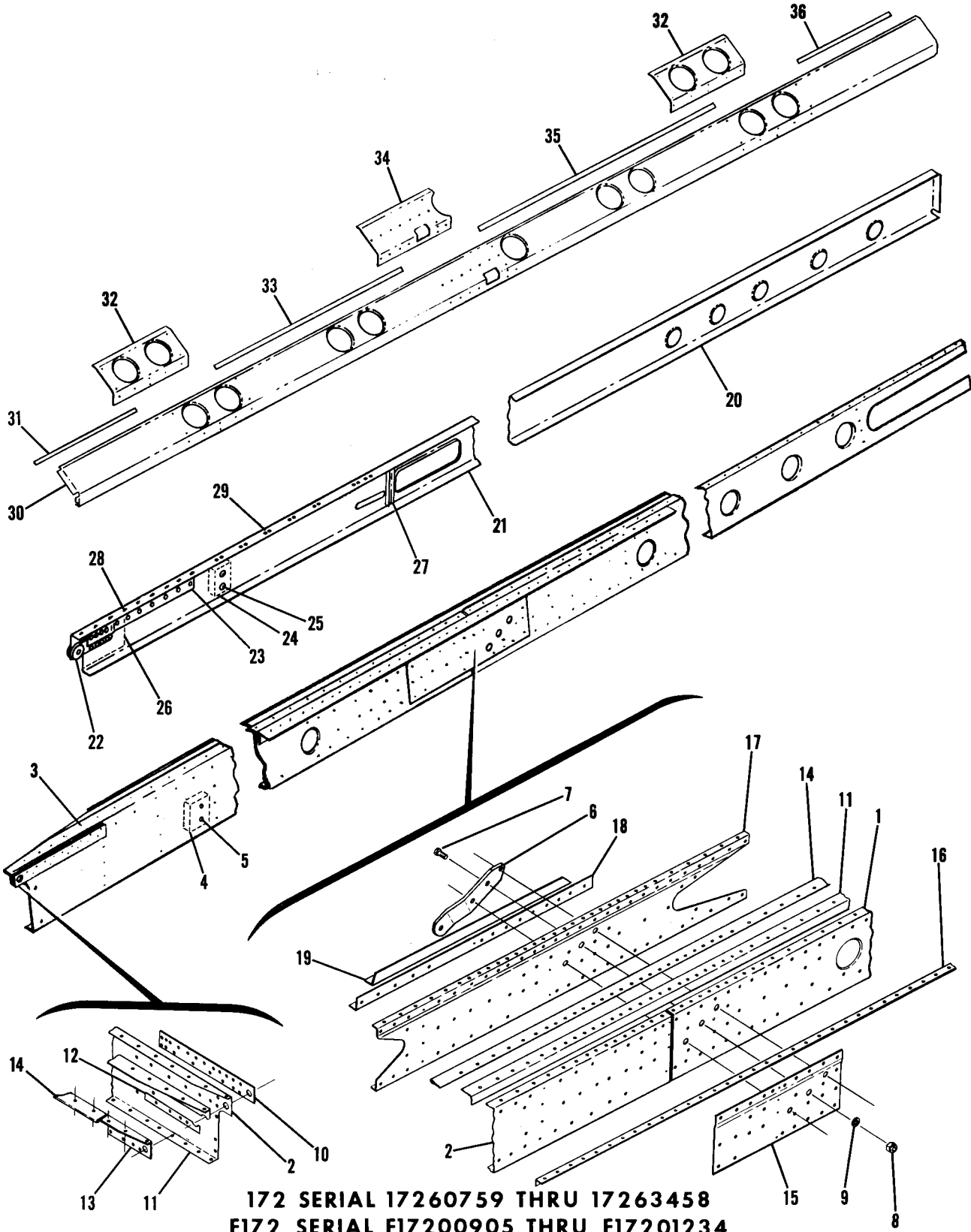
| FIGURE AND INDEX NO. | PART NUMBER | DESCRIPTION   | UNITS PER ASSY | USABLE ON CODE |
|----------------------|-------------|---|----------------|----------------|
|                      |             |   |                |                |
| 12 -                 |             | SPARS ASSEMBLIES-WING -----                                   | NP             | G              |
|                      | 0523301-1   | SPAR ASSEMBLY-WING FRONT LH -----                             | 1              | A              |
|                      | 0523301-2   | SPAR ASSEMBLY-WING FRONT RH -----                             | 1              | A              |
|                      | 0523301-3   | SPAR ASSEMBLY-WING FRONT LH -----                             | 1              | B              |
|                      | 0523301-4   | SPAR ASSEMBLY-WING FRONT RH -----                             | 1              | B              |
| - 1                  | 0523317     | CHANNEL ASSEMBLY-SPAR OUTBOARD LH -----                       | 1              |                |
|                      | 0523317-1   | CHANNEL ASSEMBLY-SPAR OUTBOARD RH -----                       | 1              |                |
| - 2                  | 0523322-1   | CHANNEL ASSEMBLY-SPAR INBOARD LH -----                        | 1              |                |
|                      | 0523322-2   | CHANNEL ASSEMBLY-SPAR INBOARD RH -----                        | 1              |                |
| - 3                  | NAS680A08   | NUTPLATE -----  | 19             |                |
| - 4                  | 0523524     | SPACER-FUEL TANK -----  | 1              | A              |
|                      | 0523524     | SPACER-FUEL TANK -----  | 2              | B              |
|                      |             | ATTACHING PARTS -----   |                |                |
| - 5                  | S1021A10-10 | SCREW -----   | 2              |                |
|                      |             | -----*  |                |                |
| - 6                  | 0523306     | FITTING-STRUT ATTACHMENT -----                                | 1              |                |
|                      |             | ATTACHING PARTS -----   |                |                |
| - 7                  | AN5-7A      | BOLT -----  | 3              |                |
| - 8                  | MS21042L5   | NUT -----   | 3              |                |
| - 9                  | AN960-516   | WASHER -----  | 3              |                |
|                      |             | -----*  |                |                |
| -10                  | 0523308     | PLATE -----   | 1              |                |
| -11                  | 0523314     | ANGLE-CAP LH -----  | 1              |                |
|                      | 0523314-1   | ANGLE-CAP RH -----  | 1              |                |
| -12                  | 0523311     | SPACER -----  | 2              |                |
| -13                  | 0523309     | ANGLE-LH -----  | 1              |                |
|                      | 0523309-1   | ANGLE-RH -----  | 1              |                |
| -14                  | 0523315     | CAP PLATE-LH -----  | 1              |                |
|                      | 0523315-1   | CAP PLATE-RH -----  | 1              |                |
| -15                  | 0523319-3   | PLATE-LH -----  | 1              |                |
|                      | 0523319-4   | PLATE-RH -----  | 1              |                |
| -16                  | 0523321-1   | ANGLE-LH -----  | 1              |                |
|                      | 0523321-2   | ANGLE-RH -----  | 1              |                |
| -17                  | 0523318     | CHANNEL-SPLICE LH -----                                       | 1              |                |
|                      | 0523318-1   | CHANNEL-SPLICE RH -----                                       | 1              |                |
| -18                  | 0523316     | ANGLE-LH -----  | 1              |                |
|                      | 0523316-1   | ANGLE-RH -----  | 1              |                |
|                      | 0523400-14  | SPAR ASSEMBLY-WING REAR LH -----                              | 1              |                |
|                      | 0523400-15  | SPAR ASSEMBLY-WING REAR RH WEU 0523400-110 -----              | 1              | E              |
|                      | 0523400-110 | SPAR ASSEMBLY-WING REAR RH -----                              | 1              | F              |
| -19                  | 0523400-50  | SEGMENT ASSEMBLY-REAR SPAR INBOARD STA 23.625 TO 100 LH ----- | 1              |                |
|                      | 0523400-51  | SEGMENT ASSEMBLY-REAR SPAR INBOARD STA 23.625 TO 100 RH ----- | 1              |                |
| -20                  | 0422229-3   | FITTING-WING SPAR REINFORCEMENT WHEN EXHAUSTED -----          | 2              | C              |
|                      |             | USE 0422229-11 -----  |                |                |
|                      | 0422229-11  | FITTING-WING SPAR REINFORCEMENT -----                         | 2              | D              |
|                      | 0523524     | SPACER-FUEL TANK -----  | 2              |                |
|                      |             | ATTACHING PARTS -----   |                |                |
| -21                  | S1021A10-10 | SCREW -----   | 2              |                |
|                      |             | -----*  |                |                |
| -22                  | 0523400-20  | ANGLE-REINFORCEMENT LH -----                                  | 1              |                |
|                      | 0523400-21  | ANGLE-REINFORCEMENT RH -----                                  | 1              |                |
| -23                  | NAS680A08   | NUTPLATE -----  | 12             |                |
| -24                  | NAS684A08   | NUTPLATE -----  | 1              |                |
| -25                  | 0523409     | CHANNEL-REINFORCEMENT -----                                   | 1              |                |
| -26                  | 0523406     | SEGMENT-REAR SPAR OUTBOARD STA 100 TO 154 LH -----            | 1              |                |
|                      | 0523406-1   | SEGMENT-REAR SPAR OUTBOARD STA 100 TO 154 RH -----            | 1              |                |
|                      | 0523005-50  | SPAR ASSEMBLY-OUTBOARD AUXILIARY LH -----                     | 1              |                |
|                      | 0523005-51  | SPAR ASSEMBLY-OUTBOARD AUXILIARY RH -----                     | 1              |                |
| -27                  | 0523813-3   | FILLER-TRAILING EDGE -----                                    | 1              |                |
| -28                  | 0523813-2   | FILLER-TRAILING EDGE -----                                    | 1              |                |
| -29                  | 0523813-4   | FILLER-TRAILING EDGE -----                                    | 1              |                |
| -30                  | 0523813-5   | FILLER-TRAILING EDGE -----                                    | 1              |                |

CONTINUED ON NEXT PAGE

| FIGURE AND INDEX NO. | PART NUMBER                     | DESCRIPTION  | UNITS PER ASSY | USABLE ON CODE |
|----------------------|---------------------------------|--|----------------|----------------|
| 12 -31<br>-32        | 0523216<br>0523215<br>0523215-1 | <p style="text-align: center;"><b>1 2 3 4 5 6 7</b></p> <p>REINFORCEMENT -----<br/>                     REINFORCEMENT LH -----<br/>                     REINFORCEMENT RH -----</p> <p>NOTE. *THESE PARTS USED WITH OPTIONAL LONG RANGE WING 17257162 THRU 17260758</p> <p>A---172 SERIAL 17249545 THRU 17260758<br/>                     F172 SERIAL F172-0001 THRU F17200904<br/>                     B---P172 SERIAL P17257120 THRU P17257188<br/>                     FP172 SERIAL FP172-0001 THRU FP172-0003<br/>                     SEE NOTE.*</p> <p>C---172 SERIAL 17249545 THRU 17258542<br/>                     F172 SERIAL F172-0001 THRU F17200739<br/>                     D---172 SERIAL 17258543 THRU 17260758<br/>                     F172 SERIAL F17200740 THRU F17200904<br/>                     E---172 SERIAL 17249545 THRU 17259904<br/>                     F172 SERIAL F172-0001 THRU F17200804<br/>                     F---172 SERIAL 17259905 THRU 17260758<br/>                     F172 SERIAL F17200805 THRU F17200904<br/>                     G---172 SERIAL 17249545 THRU 17260758<br/>                     F172 SERIAL F172-0001 THRU F17200904<br/>                     P172 SERIAL P17257120 THRU P17257188<br/>                     FP172 SERIAL FP172-0001 THRU FP172-0003</p> | 2<br>1<br>1    |                |

This page intentionally left blank.

Wing (Cont)



172 SERIAL 17260759 THRU 17263458  
F172 SERIAL F17200905 THRU F17201234

Figure 13. Wing Spars Assemblies

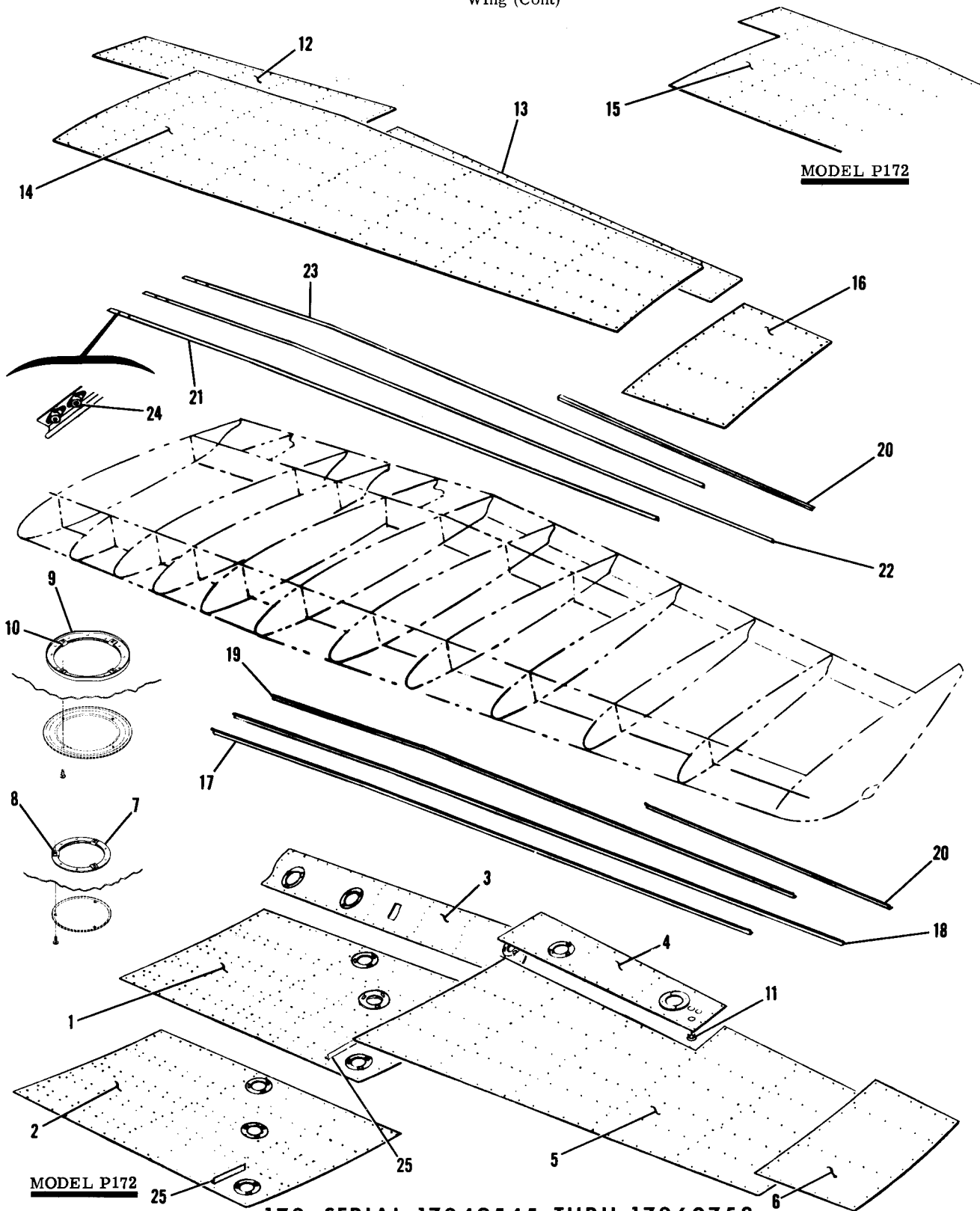




| FIGURE AND INDEX NO. | PART NUMBER   | DESCRIPTION                                       | UNITS    | USABLE ON CODE |
|----------------------|---------------|---|----------|----------------|
|                      |               |   | PER ASSY |                |
|                      |               | <b>1 2 3 4 5 6 7</b>                              |          |                |
| 13 -                 |               | SPARS ASSEMBLIES-WING -----                       | NP       | A              |
|                      | 0523018-1     | SPAR ASSEMBLY-WING FWD LH -----                   | 1        |                |
|                      | 0523018-3     | SPAR ASSEMBLY-WING FWD LH LONG RANGE -----        | 1        |                |
|                      | 0523018-2     | SPAR ASSEMBLY-WING FWD RH -----                   | 1        |                |
|                      | 0523018-4     | SPAR ASSEMBLY-WING FWD RH LONG RANGE -----        | 1        |                |
| - 1                  | 0523015-1     | CHANNEL ASSEMBLY-SPAR OUTBOARD LH -----           | 1        |                |
|                      | 0523015-2     | CHANNEL ASSEMBLY-SPAR OUTBOARD RH -----           | 1        |                |
| - 2                  | 0523014-1     | CHANNEL ASSEMBLY-SPAR INBOARD LH -----            | 1        |                |
|                      | 0523014-3     | CHANNEL ASSEMBLY-SPAR INBOARD LH LONG RANGE ----- | 1        |                |
|                      | 0523014-2     | CHANNEL ASSEMBLY-SPAR INBOARD RH -----            | 1        |                |
|                      | 0523014-4     | CHANNEL ASSEMBLY-SPAR INBOARD RH LONG RANGE ----- | 1        |                |
| - 3                  | NAS680A08     | NUTPLATE STD -----                                | 14       |                |
|                      | NAS680A08     | NUTPLATE LONG RANGE -----                         | 19       |                |
| - 4                  | 0523524       | SPACER-FUEL TANK -----                            | 1        |                |
|                      |               | ATTACHING PARTS -----                             |          |                |
| - 5                  | S1021A10-10   | SCREW -----                                       | 2        |                |
|                      |               | -----*  |          |                |
| - 6                  | 0523306       | FITTING-STRUT ATTACHMENT -----                    | 1        |                |
|                      |               | ATTACHING PARTS -----                             |          |                |
| - 7                  | AN5-6A        | BOLT -----  | 3        |                |
| - 8                  | MS21042L5     | NUT -----   | 3        |                |
| - 9                  | AN960-516     | WASHER -----                                      | 3        |                |
|                      |               | -----*  |          |                |
| -10                  | 0523016-1     | PLATE -----                                       | 1        |                |
| -11                  | 0523020-1     | SPAR ANGLE LH -----                               | 1        |                |
|                      | 0523020-3     | SPAR ANGLE LH LONG RANGE -----                    | 1        |                |
|                      | 0523020-2     | SPAR ANGLE RH -----                               | 1        |                |
|                      | 0523020-4     | SPAR ANGLE RH LONG RANGE -----                    | 1        |                |
| -12                  | 0523019-1     | SPACER -----                                      | 1        |                |
| -13                  | 0523017-1     | SPAR ANGLE LH -----                               | 1        |                |
|                      | 0523017-2     | SPAR ANGLE RH -----                               | 1        |                |
| -14                  | 0523021-1     | PLATE LH -----                                    | 1        |                |
|                      | 0523021-3     | PLATE LH LONG RANGE -----                         | 1        |                |
|                      | 0523021-2     | PLATE RH -----                                    | 1        |                |
|                      | 0523021-4     | PLATE RH LONG RANGE -----                         | 1        |                |
| -15                  | 0422412-1     | PLATE LH -----                                    | 1        |                |
|                      | 0422412-2     | PLATE RH -----                                    | 1        |                |
| -16                  | 0523022-1     | ANGLE LH -----                                    | 1        |                |
|                      | 0523022-2     | ANGLE RH -----                                    | 1        |                |
| -17                  | 0422414-1     | CHANNEL-SPLICE LH -----                           | 1        |                |
|                      | 0422414-2     | CHANNEL-SPLICE RH -----                           | 1        |                |
| -18                  | 0422411-1     | CHANNEL-SPLICE LH -----                           | 1        |                |
|                      | 0422411-2     | CHANNEL-SPLICE RH -----                           | 1        |                |
| -19                  | 0422406-1     | STIFFENER LH -----                                | 1        |                |
|                      | 0422406-2     | STIFFENER RH -----                                | 1        |                |
|                      | 0523041-1     | SPAR ASSEMBLY-WING REAR LH -----                  | 1        |                |
|                      | 0523041-2     | SPAR ASSEMBLY-WING REAR RH -----                  | 1        |                |
| -20                  | 0523406-5     | CHANNEL-OUTBOARD LH -----                         | 1        |                |
|                      | 0523406-4     | CHANNEL-OUTBOARD RH -----                         | 1        |                |
| -21                  | 0523041-3     | CHANNEL-INBOARD LH -----                          | 1        |                |
|                      | 0523041-4     | CHANNEL-INBOARD RH -----                          | 1        |                |
| -22                  | 0422229-16    | FITTING -----                                     | 2        |                |
| -23                  | 0523046-1     | STIFFENER-LH -----                                | 1        |                |
|                      | 0523046-2     | STIFFENER-RH -----                                | 1        |                |
| -24                  | 0523524       | SPACER -----                                      | 2        |                |
|                      |               | ATTACHING PARTS -----                             |          |                |
| -25                  | S-1021A-10-10 | SCREW -----                                       | 2        |                |
|                      |               | -----*  |          |                |
| -26                  | 0523042-1     | DOUBLER -----                                     | 1        |                |
| -27                  | 0523409       | CHANNEL -----                                     | 1        |                |
| -28                  | NAS680A08     | NUTPLATE -----                                    | 16       |                |
| -29                  | NAS684A08     | NUTPLATE -----                                    | 1        |                |
| -30                  | 0523040-1     | SPAR-AILERON AUXILIARY LH -----                   | 1        |                |
|                      | 0523040-2     | SPAR-AILERON AUXILIARY RH -----                   | 1        |                |
| -31                  | 0523037-4     | SPACER -----                                      | 1        |                |
| -32                  | 0523043-1     | REINFORCEMENT LH -----                            | 2        |                |
|                      | 0523043-2     | REINFORCEMENT RH -----                            | 2        |                |
| -33                  | 0523037-3     | SPACER -----                                      | 1        |                |
| -34                  | 0523044-1     | REINFORCEMENT LH -----                            | 1        |                |
|                      | 0523044-2     | REINFORCEMENT RH -----                            | 1        |                |
| -35                  | 0523037-2     | SPACER -----                                      | 1        |                |
| -36                  | 0523037-1     | SPACER -----                                      | 1        |                |

A---172 SERIAL 17260759 THRU 17263458  
 F172 SERIAL F17200905 THRU F17201234

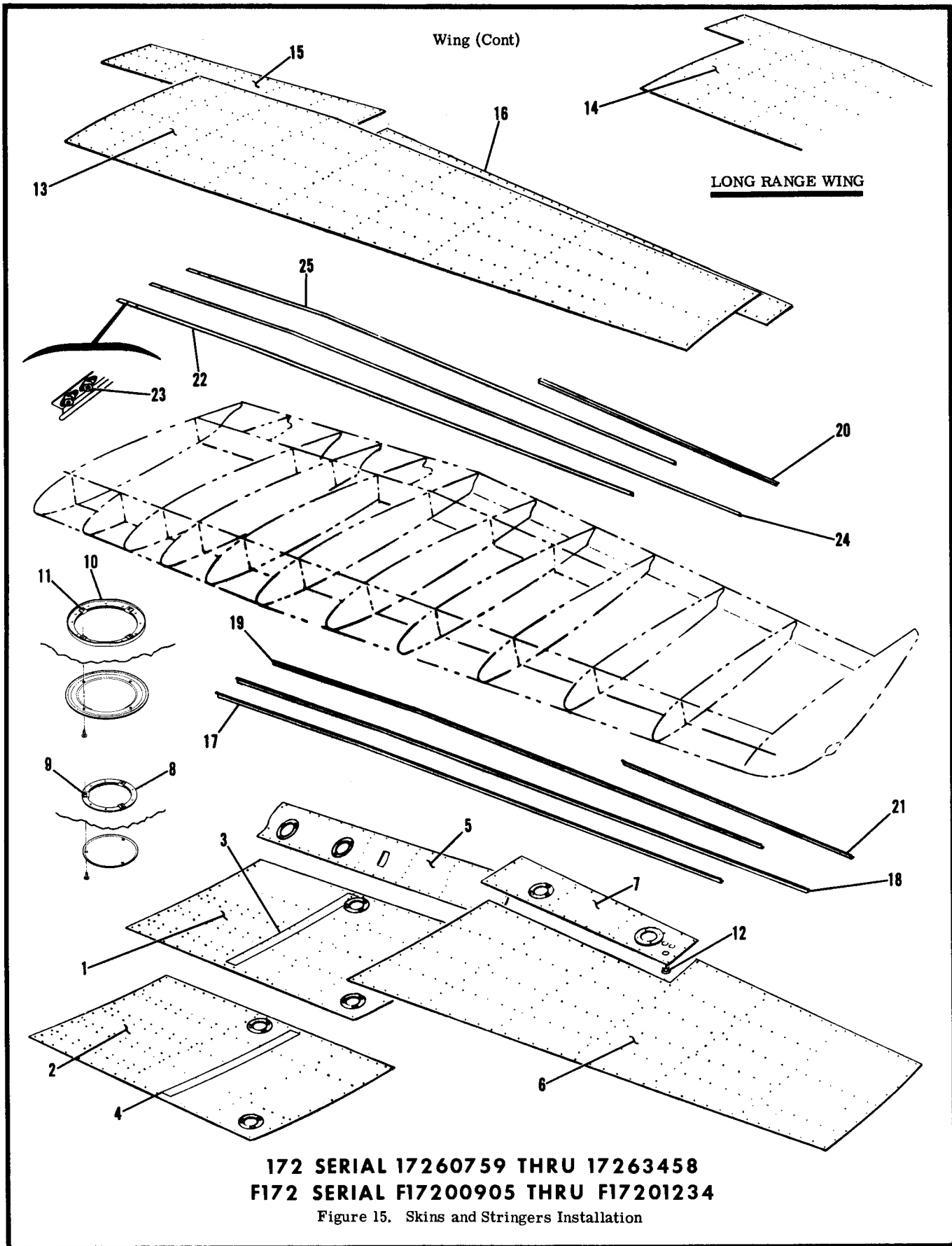
Wing (Cont)



172 SERIAL 17249545 THRU 17260758  
F172 SERIAL F172-0001 THRU F17200904

Figure 14. Skins and Stringers Installation

| FIGURE AND INDEX NO.   | PART NUMBER  | DESCRIPTION  | UNITS PER ASSY | USABLE ON CODE |
|--|--------------|--|----------------|----------------|
|  |              | <b>1 2 3 4 5 6 7</b>   |                |                |
| 14 -   |              | SKINS & STRINGERS INSTALLATION LH -----                          | NP             | G              |
|  |              | SKINS & STRINGERS INSTALLATION RH -----                          | NP             | G              |
| - 1  | 0523005-61   | SKIN-LOWER CENTER SECTION STA 23.625 TO 100 -----                | 1              | E              |
|  | 0523005-87   | SKIN-LOWER CENTER SECTION STA 23.625 TO 100 -----                | 1              | F              |
| - 2  | 0523005-59   | SKIN-LOWER CENTER SECTION STA 23.625 TO 100 -----                | 1              | E              |
|  | 0523005-88   | SKIN-LOWER CENTER SECTION STA 23.625 TO 100 -----                | 1              | F              |
| - 3  | 0523007-10   | SKIN-LOWER TRAILING EDGE STA 22.875 TO 100 LH -----              | 1              |                |
|  | 0523007-9    | SKIN-LOWER TRAILING EDGE STA 22.875 TO 100 RH -----              | 1              |                |
| - 4  | 0523003-79   | SKIN-LOWER TE STA 100 TO 154 WHEN EXHAUSTED USE 0523003-62 ----- | 1              | C              |
|  | 0523003-62   | SKIN-LOWER T.E. STA 100 TO 154 -----                             | 1              | D              |
|  | 0523003-52   | SKIN-LWR T.E. STA 100 TO 154 USED WITH NAV-D-MATIC INSTL -----   | 1              | D              |
| - 5  | 0523003-74   | SKIN-LOWER CENTER SECTION STA 100 TO 190 -----                   | 1              |                |
| - 6  | 0523003-83   | SKIN-LOWER CENTER SECTION STA 190 TO 208 -----                   | 1              |                |
| - 7  | S237-2       | DOUBLER ASSEMBLY 4.00 IN OPENING -----                           | AR             |                |
| - 8  | NAS395-14-3  | NUT -----  | 3              |                |
| - 9  | S330-2       | DOUBLER ASSEMBLY 5.82 IN OPENING -----                           | AR             |                |
| -10  | NAS395-14-3  | NUT -----  | 4              |                |
| -11  | CM2692-28-1S | PLUG BUTTON UC48155 -----  | 1              |                |
| -12  | 0523007-42   | SKIN-UPPER TRAILING EDGE STA 22.875 TO 100 -----                 | 1              |                |
| -13  | 0523003-80   | SKIN-UPPER TRAILING EDGE STA 100 TO 190 -----                    | 1              |                |
| -14  | 0523003-60   | SKIN-UPPER CENTER SECTION STA 57.125 TO 190 -----                | 1              | A              |
| -15  | 0523007-45   | SKIN-UPPER CENTER SECTION STA 57.0000 & 70.875 TO 190 -----      | 1              | B              |
| -16  | 0523003-81   | SKIN-UPPER CENTER SECTION STA 190 TO 208 -----                   | 1              |                |
| -17  | 0523541-7    | STRINGER-LOWER FORWARD LH -----                                  | 1              | A              |
|  | 0523541-8    | STRINGER-LOWER FORWARD RH -----                                  | 1              | A              |
|  | 0520009-7    | STRINGER-LOWER FORWARD LH -----                                  | 1              | B              |
|  | 0520009-8    | STRINGER-LOWER FORWARD RH -----                                  | 1              | B              |
| -18  | 0523541-9    | STRINGER-LOWER CENTER LH -----                                   | 1              | A              |
|  | 0523541-10   | STRINGER-LOWER CENTER RH -----                                   | 1              | A              |
|  | 0520009-9    | STRINGER-LOWER CENTER LH -----                                   | 1              | B              |
|  | 0520009-10   | STRINGER-LOWER CENTER RH -----                                   | 1              | B              |
| -19  | 0523541-11   | STRINGER-LOWER AFT LH -----                                      | 1              | A              |
|  | 0523541-12   | STRINGER-LOWER AFT RH -----                                      | 1              | A              |
|  | 0520009-11   | STRINGER-LOWER AFT LH -----                                      | 1              | B              |
|  | 0520009-12   | STRINGER-LOWER AFT RH -----                                      | 1              | B              |
| -20  | 0523003-40   | STRINGER-AFT OUTBOARD -----                                      | 2              |                |
| -21  | 0523541-1    | STRINGER ASSEMBLY-UPPER FORWARD LH -----                         | 1              | A              |
|  | 0523541-2    | STRINGER ASSEMBLY-UPPER FORWARD RH -----                         | 1              | A              |
|  | 0520009-1    | STRINGER ASSEMBLY-UPPER FORWARD LH -----                         | 1              | B              |
|  | 0520009-2    | STRINGER ASSEMBLY-UPPER FORWARD RH -----                         | 1              | B              |
| -22  | 0523541-3    | STRINGER ASSEMBLY-UPPER CENTER LH -----                          | 1              | A              |
|  | 0523541-4    | STRINGER ASSEMBLY-UPPER CENTER RH -----                          | 1              | A              |
|  | 0520009-3    | STRINGER ASSEMBLY-UPPER CENTER LH -----                          | 1              | B              |
|  | 0520009-4    | STRINGER ASSEMBLY-UPPER CENTER RH -----                          | 1              | B              |
| -23  | 0523541-5    | STRINGER ASSEMBLY-UPPER AFT LH -----                             | 1              | A              |
|  | 0523541-6    | STRINGER ASSEMBLY-UPPER AFT RH -----                             | 1              | A              |
|  | 0520009-5    | STRINGER ASSEMBLY-UPPER AFT LH -----                             | 1              | B              |
|  | 0520009-6    | STRINGER ASSEMBLY-UPPER AFT RH -----                             | 1              | B              |
| -24  | NAS680A08    | NUT PLATE -----  | 2              |                |
| -25  | 0521102-1    | STIFFENER -----  | 1              |                |
| <p>NOTE. *THESE PARTS ARE USED WITH OPTIONAL LONG RANGE WING 17257162 THRU 17260758</p> <p>A---172 SERIAL 17249545 THRU 17260758<br/> F172 SERIAL F172-0001 THRU F17200904</p> <p>B---P172 SERIAL P17257120 THRU P17257188<br/> FP172 SERIAL FP172-0001 THRU FP172-0003<br/> SEE NOTE.*</p> <p>C---172 SERIAL 17249545 THRU 17256512<br/> F172 SERIAL F172-0001 THRU F17200904<br/> P172 SERIAL P17257120 THRU P17257188<br/> FP172 SERIAL FP172-0001 THRU FP172-0003</p> <p>D---172 SERIAL 17256513 THRU 17260758</p> <p>E---172 SERIAL 17249545 THRU 17258486<br/> F172 SERIAL F172-0001 THRU F172-0654</p> <p>F---172 SERIAL 17258487 THRU 17260758<br/> F172 SERIAL F17200655 THRU F17200904</p> <p>G---172 SERIAL 17249545 THRU 17260758<br/> F172 SERIAL F172-0001 THRU F17200904<br/> P172 SERIAL P17257120 THRU P17257188<br/> FP172 SERIAL FP172-0001 THRU FP172-0003</p> |              |  |                |                |

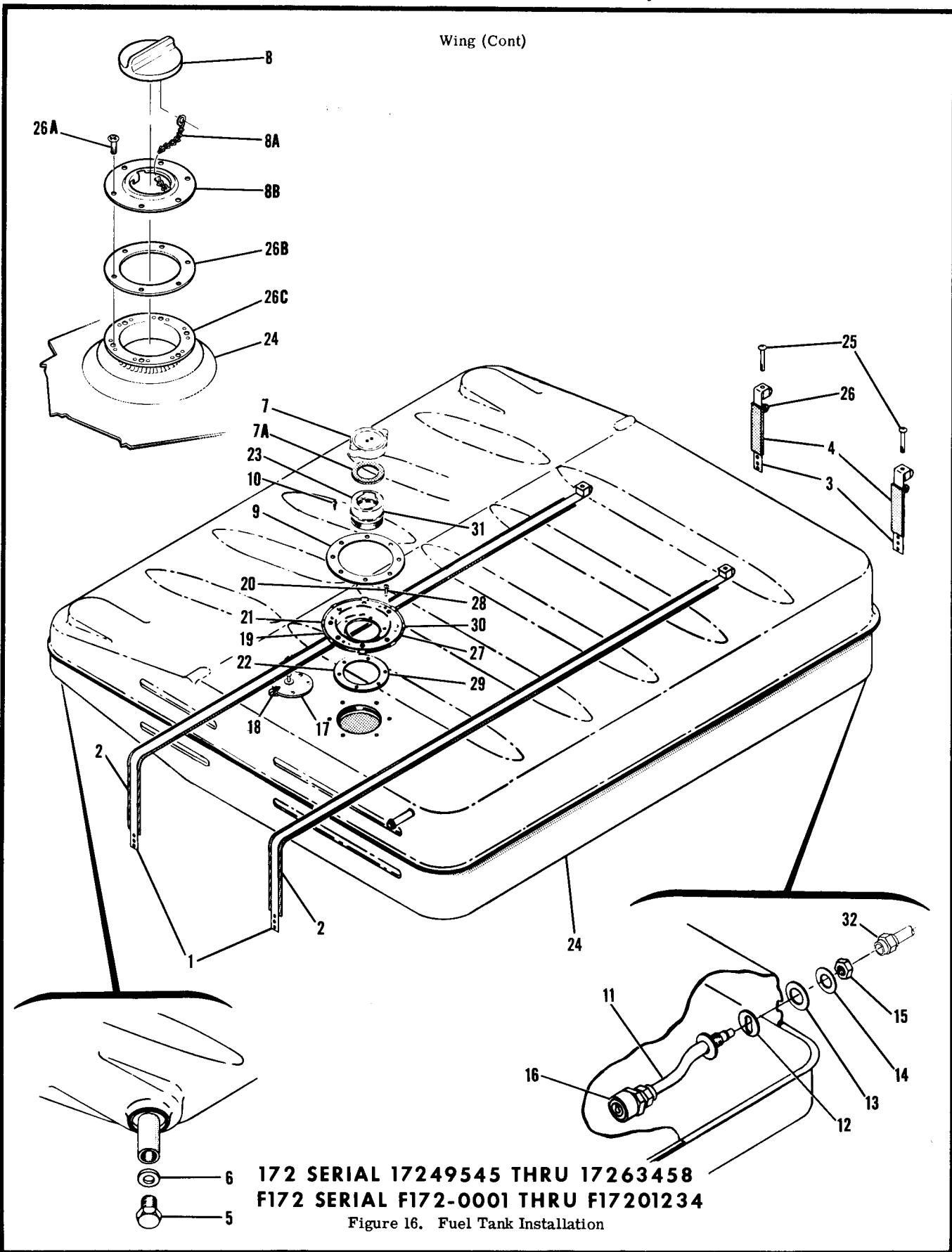


| FIGURE AND INDEX NO. | PART NUMBER  | DESCRIPTION   | UNITS PER ASSY | USABLE ON CODE |
|----------------------|--------------|---|----------------|----------------|
|                      |              | <b>1 2 3 4 5 6 7</b>                                  |                |                |
| 15 -                 |              | SKINS & STRINGERS INSTALLATION LH -----               | NP             | A              |
|                      |              | SKINS & STRINGERS INSTALLATION RH -----               | NP             | A              |
| - 1                  | 0523011-5    | SKIN-LOWER CENTER SECTION STA23.625 TO 100 LH -----   | 1              |                |
|                      | 0523011-6    | SKIN-LOWER CENTER SECTION STA23.625 TO 100 RH -----   | 1              |                |
| - 2                  | 0523011-17   | * SKIN-LOWER CENTER SECTION STA23.625 TO 100 LH ----- | 1              |                |
|                      | 0523011-18   | * SKIN-LOWER CENTER SECTION STA23.625 TO 100 RH ----- | 1              |                |
| - 3                  | 0523039-1    | DOUBLER-LWR FUEL BAY -----                            | 1              |                |
| - 4                  | 0523039-2    | * DOUBLER-LWR FUEL BAY -----                          | 1              |                |
| - 5                  | 0523011-9    | SKIN-LOWER TRAILING EDGE STA22.875 TO 100.44 LH ----- | 1              |                |
|                      | 0523011-8    | SKIN-LOWER TRAILING EDGE STA22.875 TO 100.44 RH ----- | 1              |                |
| - 6                  | 0523011-11   | SKIN-LOWER CENTER SECTION STA99.25 TO 208 LH -----    | 1              |                |
|                      | 0523011-10   | SKIN-LOWER CENTER SECTION STA99.25 TO 208 RH -----    | 1              |                |
| - 7                  | 0523003-62   | SKIN-LOWER TRAILING EDGE STA100 TO 154 -----          | 1              |                |
| - 8                  | S237-2       | DOUBLER ASSY 4.00 IN OPENING -----                    | AR             |                |
| - 9                  | NAS395-14-3  | NUT -----   | 3              |                |
| - 10                 | S330-2       | DOUBLER ASSY 5.82 IN OPENING -----                    | AR             |                |
| - 11                 | NAS395-14-3  | NUT -----   | 4              |                |
| - 12                 | CM2692-28-1S | PLUG BUTTON -----                                     | 1              |                |
| - 13                 | 0523011-3    | SKIN-UPPER CENTER SECTION STA57.125 TO 208 LH -----   | 1              |                |
|                      | 0523011-4    | SKIN-UPPER CENTER SECTION STA57.125 TO 208 RH -----   | 1              |                |
| - 14                 | 0523011-19   | * SKIN-UPPER CENTER SECTION STA57.00 TO 208 LH -----  | 1              |                |
|                      | 0523011-20   | * SKIN-UPPER CENTER SECTION STA57.00 TO 208 RH -----  | 1              |                |
| - 15                 | 0523011-7    | SKIN-UPPER TRAILING EDGE STA22.875 TO 101.25 -----    | 1              |                |
| - 16                 | 0523011-12   | SKIN-UPPER TRAILING EDGE STA100.50 TO 208 -----       | 1              |                |
| - 17                 | 0523038-7    | STRINGER-LOWER FORWARD LH -----                       | 1              |                |
|                      | 0523038-8    | STRINGER-LOWER FORWARD RH -----                       | 1              |                |
|                      | 0523038-19   | * STRINGER-LOWER FORWARD LH -----                     | 1              |                |
|                      | 0523038-20   | * STRINGER-LOWER FORWARD RH -----                     | 1              |                |
| - 18                 | 0523038-9    | STRINGER-LOWER CENTER LH -----                        | 1              |                |
|                      | 0523038-10   | STRINGER-LOWER CENTER RH -----                        | 1              |                |
|                      | 0523038-21   | * STRINGER-LOWER CENTER LH -----                      | 1              |                |
|                      | 0523038-22   | * STRINGER-LOWER CENTER RH -----                      | 1              |                |
| - 19                 | 0523038-11   | STRINGER-LOWER AFT LH -----                           | 1              |                |
|                      | 0523038-12   | STRINGER-LOWER AFT RH -----                           | 1              |                |
|                      | 0523038-23   | * STRINGER-LOWER AFT LH -----                         | 1              |                |
|                      | 0523038-24   | * STRINGER-LOWER AFT RH -----                         | 1              |                |
| - 20                 | 0523045-5    | STRINGER-UPPER LH -----                               | 1              |                |
|                      | 0523045-6    | STRINGER-UPPER RH -----                               | 1              |                |
| - 21                 | 0523045-1    | STRINGER-LOWER LH -----                               | 1              |                |
|                      | 0523045-2    | STRINGER-LOWER RH -----                               | 1              |                |
| - 22                 | 0523038-1    | STRINGER ASSY-UPPER FORWARD LH -----                  | 1              |                |
|                      | 0523038-2    | STRINGER ASSY-UPPER FORWARD RH -----                  | 1              |                |
|                      | 0523038-13   | * STRINGER ASSY-UPPER FORWARD LH -----                | 1              |                |
|                      | 0523038-14   | * STRINGER ASSY-UPPER FORWARD RH -----                | 1              |                |
| - 23                 | NAS680A08    | NUTPLATE -----  | 2              |                |
| - 24                 | 0523038-3    | STRINGER ASSY-UPPER CENTER LH -----                   | 1              |                |
|                      | 0523038-4    | STRINGER ASSY-UPPER CENTER RH -----                   | 1              |                |
|                      | 0523038-15   | * STRINGER ASSY-UPPER CENTER LH -----                 | 1              |                |
|                      | 0523038-16   | * STRINGER ASSY-UPPER CENTER RH -----                 | 1              |                |
|                      | NAS680A08    | NUTPLATE -----  | 2              |                |
| - 25                 | 0523038-5    | STRINGER ASSY-UPPER AFT LH -----                      | 1              |                |
|                      | 0523038-6    | STRINGER ASSY-UPPER AFT RH -----                      | 1              |                |
|                      | 0523038-17   | * STRINGER ASSY-UPPER AFT LH -----                    | 1              |                |
|                      | 0523038-18   | * STRINGER ASSY-UPPER AFT RH -----                    | 1              |                |
|                      | NAS680A08    | NUTPLATE -----  | 2              |                |

NOTE. \*THESE PARTS ARE USED WITH OPTIONAL  
LONG RANGE WING

A---172 SERIAL 17260759 THRU 17263458  
F172 SERIAL F17200905 THRU F17201234

Wing (Cont)



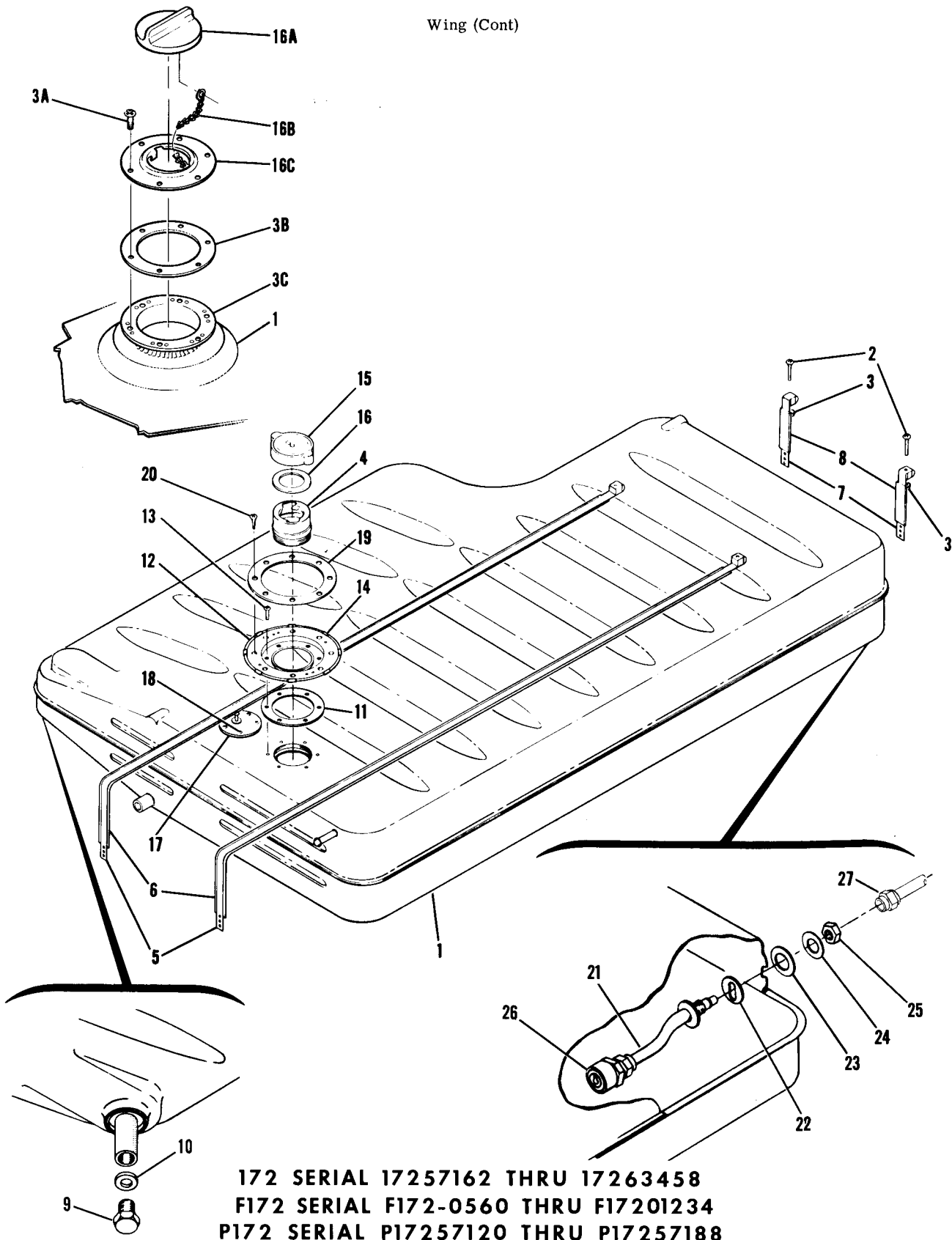
| FIGURE AND INDEX NO. | PART NUMBER  | DESCRIPTION   | UNITS PER ASSY | USABLE ON CODE |
|----------------------|--------------|---|----------------|----------------|
|                      |              | <b>1 2 3 4 5 6 7</b>  |                |                |
| 16 -                 |              | TANK INSTALLATION-FUEL LH -----   | NP             | A              |
| - 1                  | 0523522      | TANK INSTALLATION-FUEL RH -----   | NP             | A              |
| - 2                  | 0523522-5    | STRAP ASSEMBLY-FUEL TANK INBOARD -----  | 2              |                |
| - 3                  | 0523522-1    | PAD-NEOPRENE -----  | 1              |                |
| - 4                  | 0523522-7    | STRAP ASSEMBLY-FUEL TANK OUTBOARD -----                                       | 2              |                |
| - 5                  | 0523520-9    | PAD-NEOPRENE -----  | 1              |                |
|                      | SEE FIG 18   | PLUG-DRAIN -----  | 1              |                |
| - 6                  | MS28778-4    | VALVE-FUEL DRAIN USED WITH SAMPLER CUP -----                                  | 1              |                |
| - 7                  | 0311360-4    | GASKET -----  | 1              |                |
| - 7A                 | 0311360-5    | CAP ASSEMBLY-FUEL TANK -----  | 1              | G              |
| - 8                  | 0426015-1    | GASKET-CAP -----  | 1              | F              |
| - 8A                 | C156001-0104 | CAP ASSEMBLY-FUEL TANK -----  | 1              | F              |
| - 8B                 | 0426011-4    | CHAIN ASSY -----  | 1              | F              |
| - 9                  | 0523531      | FUEL FILLER NECK-CAP ADAPTER -----  | 1              | F              |
| -10                  | S102178-10   | GASKET-ADAPTER ASSEMBLY -----   | 1              | G              |
| -11                  | 0523552-2    | SCREW -----   | 8              | G              |
|                      |              | WELD ASSEMBLY-FUEL VENT LH TANK ONLY -----                                    | 1              |                |
|                      |              | ATTACHING PARTS   |                |                |
| -12                  | 0523554-1    | GASKET -----  | 1              |                |
| -13                  | 0523554-2    | GASKET -----  | 1              |                |
| -14                  | 0523556-1    | WASHER -----  | 1              |                |
| -15                  | AN924-6D     | NUT -----   | 1              |                |
|                      |              | -----*  |                |                |
| -16                  | 0716124-6    | VALVE ASSEMBLY-FUEL TANK VENT WEU 0716124-9 -----                             | 1              | D              |
|                      | 0716124-9    | VALVE ASSEMBLY-FUEL TANK VENT -----   | 1              | E              |
| -17                  | 0523557-1    | TRANSMITTER-FUEL GAGE -----   | 1              |                |
|                      |              | ATTACHING PARTS   |                |                |
|                      | AN520-10R10  | SCREW -----   | 5              |                |
|                      | AN960010L    | WASHER -----  | 5              |                |
|                      | S350         | WASHER -----  | 5              |                |
| -18                  | 0413247      | STRAP-GROUND -----  | 1              |                |
|                      | S1588-1      | GASKET -----  | 1              |                |
|                      |              | -----*  |                |                |
| -19                  | 0523529-1    | ADAPTER ASSEMBLY-FUEL TANK -----  | 1              | B              |
|                      |              | ATTACHING PARTS   |                |                |
| -20                  | AN520-10R10  | SCREW -----   | 6              |                |
|                      |              | -----*  |                |                |
| -21                  | C9876-8-1    | NUT TIN -----   | 6              |                |
| -22                  | 0523532      | GASKET-FUEL TANK ADAPTER -----  | 2              |                |
| -23                  | 0311240-17   | FILLER NECK-FUEL TANK -----   | 1              | B              |
| -24                  |              | TANK ASSEMBLY-FUEL LH USE 0526007-201 -----                                   | 1              | B              |
|                      | 0526007-201  | TANK ASSEMBLY-FUEL RH USE 0526007-4 -----                                     | 1              | B              |
|                      | 0526007-203  | TANK ASSEMBLY-FUEL LH -----   | 1              | C              |
|                      | 0526007-4    | TANK ASSEMBLY-FUEL LH -----   | 1              | F              |
|                      | 0526007-44   | TANK ASSEMBLY-FUEL RH -----   | 1              | C              |
|                      |              | TANK ASSEMBLY-FUEL RH -----   | 1              | F              |
|                      |              | ATTACHING PARTS   |                |                |
| -25                  | AN520-10R36  | SCREW -----   | 2              |                |
| -26                  | MS21044N3    | NUT -----   | 2              |                |
| -26A                 | AN520-10R8   | SCREW -----   | 6              | F              |
| -26B                 | 0426013-1    | GASKET -----  | 1              | F              |
|                      |              | -----*  |                |                |
| -26C                 | NAS697A3     | NUTPLATE -----  | 6              | F              |
| -27                  | 0523529-1    | ADAPTER ASSEMBLY-FUEL TANK -----  | 1              | C              |
|                      |              | ATTACHING PARTS   |                |                |
| -28                  | AN520-10R12  | SCREW -----   | 6              |                |
| -29                  | 0523532      | GASKET-ADAPTER -----  | 2              |                |
|                      |              | -----*  |                |                |
| -30                  | C9876-8-1    | NUT TIN -----   | 6              |                |
| -31                  | 0311240-17   | FILLER NECK-FUEL TANK -----   | 1              | C              |
| -32                  | 0523559-8    | LINE ASSEMBLY-VENT -----  | 1              | H              |
|                      | 0523559-12   | LINE ASSEMBLY-VENT -----  | 1              | J              |
|                      |              | A---172 SERIAL 17249545 THRU 17263458<br>F172 SERIAL F172-0001 THRU F17201234 |                |                |
|                      |              | CONTINUED ON NEXT PAGE  |                |                |

| FIGURE AND INDEX NO. | PART NUMBER | DESCRIPTION   | UNITS PER ASSY | USABLE ON CODE |
|----------------------|-------------|---|----------------|----------------|
| 16 -                 |             | <p><b>1 2 3 4 5 6 7</b></p> <p>B---172 SERIAL 17249545 THRU 17256512<br/>                     F172 SERIAL F172-0001 THRU F172-0559</p> <p>C---172 SERIAL 17256513 THRU 17259903<br/>                     F172 SERIAL F172-0560 THRU F17200804</p> <p>D---172 SERIAL 17249545 THRU 17259096<br/>                     F172 SERIAL F172-0001 THRU F17200814</p> <p>E---172 SERIAL 17259097 THRU 17263458<br/>                     F172 SERIAL F17200815 THRU F17201234</p> <p>F---172 SERIAL 17259904 THRU 17263458<br/>                     F172 SERIAL F17200805 THRU F17201234</p> <p>G---172 SERIAL 17249545 THRU 17259903<br/>                     F172 SERIAL F172-0001 THRU F17200804</p> <p>H---172 SERIAL 17249545 THRU 17260805<br/>                     F172 SERIAL F172-0001 THRU F17200905</p> <p>J---172 SERIAL 17260806 THRU 17263458<br/>                     F172 SERIAL F17200905 THRU F17201234</p> |                |                |



This page intentionally left blank.

Wing (Cont)



172 SERIAL 17257162 THRU 17263458  
F172 SERIAL F172-0560 THRU F17201234  
P172 SERIAL P17257120 THRU P17257188

Figure 17. Fuel Tank Installation



| FIGURE AND INDEX NO. | PART NUMBER  | DESCRIPTION  | UNITS PER ASSY | USABLE ON CODE |
|----------------------|--------------|--|----------------|----------------|
|                      |              | <b>1 2 3 4 5 6 7</b>   |                |                |
| 17 -                 |              | TANK INSTALLATION-FUEL LH -----  | NP             | A              |
|                      |              | TANK INSTALLATION-FUEL RH -----  | NP             | A              |
| - 1                  | 0592300-2    | TANK ASSEMBLY-FUEL LH P172 ONLY -----  | 1              |                |
|                      | 0592300-4    | TANK ASSEMBLY-FUEL RH P172 ONLY -----  | 1              |                |
|                      | 0592300-8 *  | TANK ASSEMBLY-FUEL LH -----  | 1              | B              |
|                      | 0592300-9 *  | TANK ASSEMBLY-FUEL RH -----  | 1              | B              |
|                      | 0526000-19   | TANK ASSEMBLY-FUEL LH -----  | 1              | E              |
|                      | 0526000-18   | TANK ASSEMBLY-FUEL RH -----  | 1              | E              |
|                      |              | ATTACHING PARTS  |                |                |
| - 2                  | AN520-10R36  | SCREW -----  | 2              |                |
| - 3                  | MS21044N3    | NUT -----  | 2              |                |
| - 3A                 | AN520-10R8   | SCREW -----  | 6              | E              |
| - 3B                 | 0426013-1    | GASKET -----   | 1              | E              |
|                      |              | -----*   |                |                |
| - 3C                 | NAS697A3     | NUT -----  | 6              | E              |
| - 4                  | 0311240-17   | FILLER NECK-FUEL TANK -----  | 1              | F              |
| - 5                  | 0523522-8    | STRAP ASSEMBLY-FUEL TANK INBOARD -----   | 2              |                |
| - 6                  | 0523522-10   | PAD-NEOPRENE -----   | 1              |                |
| - 7                  | 0523522-1    | STRAP ASSEMBLY-FUEL TANK OUTBOARD -----  | 2              |                |
| - 8                  | 0523522-7    | PAD-NEOPRENE -----   | 1              |                |
| - 9                  | 0523520-9    | PLUG-DRAIN -----   | 1              |                |
|                      | SEE FIG 18   | VALVE-FUEL DRAIN USED WITH SAMPLER CUP -----   | 1              |                |
| -10                  | MS28778-4    | GASKET-DRAIN PLUG -----  | 2              |                |
| -11                  | 0523532      | GASKET-FUEL TANK ADAPTER -----   | 2              | F              |
| -12                  | 0523529-1    | ADAPTER ASSEMBLY-FUEL TANK -----   | 1              | F              |
|                      |              | ATTACHING PARTS  |                |                |
| -13                  | AN520-10R10  | SCREW -----  | 6              | F              |
|                      |              | -----*   |                |                |
| -14                  | C9876-8-1    | NUT TIN -----  | 8              |                |
| -15                  | 0311360-4    | CAP ASSEMBLY-FUEL TANK -----   | 1              | F              |
| -16                  | 0311360-5    | GASKET-CAP -----   | 1              | F              |
| -16A                 | 0426015-1    | CAP ASSEMBLY-FUEL TANK -----   | 1              | E              |
| -16B                 | C156001-0104 | CHAIN ASSY -----   | 1              | E              |
| -16C                 | 0426011-4    | FUEL FILLER NECK-CAP ADAPTOR -----   | 2              | E              |
| -17                  | 0523557-1    | TRANSMITTER-FUEL GAGE -----  | 1              |                |
|                      |              | ATTACHING PARTS  |                |                |
| -18                  | AN520-10R10  | SCREW -----  | 5              |                |
|                      | S350         | WASHER -----   | 5              |                |
|                      | S1588-1      | GASKET -----   | 1              |                |
|                      | 0413247      | STRAP-GROUND -----   | 1              |                |
|                      |              | -----*   |                |                |
| -19                  | 0523531      | GASKET -----   | 1              | F              |
| -20                  | S102128-10   | SCREW -----  | 8              | F              |
| -21                  | 0523552-2    | WELD ASSEMBLY-FUEL VENT LH TANK ONLY -----   | 1              |                |
|                      |              | ATTACHING PARTS  |                |                |
| -22                  | 0523554-1    | GASKET -----   | 1              |                |
| -23                  | 0523554-2    | GASKET -----   | 1              |                |
| -24                  | 0523556-1    | WASHER -----   | 1              |                |
| -25                  | AN924-60     | NUT -----  | 1              |                |
|                      |              | -----*   |                |                |
| -26                  | 0716124-6    | VALVE ASSEMBLY-FUEL TANK VENT -----  | 1              | C              |
|                      | 0716124-9    | VALVE ASSEMBLY-FUEL TANK VENT -----  | 1              | D              |
| -27                  | 0523559-6    | VENT LINE ASSEMBLY -----   | 1              | G              |
|                      | 0523559-11   | VENT LINE ASSEMBLY -----   | 1              | H              |
|                      |              | NOTE. *THESE PARTS ARE USED WITH OPTIONAL LONG RANGE WING 17257162 THRU 17263458   |                |                |
|                      |              | A---P172 SERIAL P17257120 THRU P17257188<br>FP172 SERIAL FP172-0001 THRU FP172-0003<br>172 SERIAL 17257162 THRU 17263458<br>F172 SERIAL F172-0560 THRU F17201234 |                |                |
|                      |              | B---172 SERIAL 17257162 THRU 17259823<br>F172 SERIAL F172-0560 THRU F17200804<br>SEE NOTE.*  |                |                |
|                      |              | CONTINUED ON NEXT PAGE   |                |                |

| FIGURE AND INDEX NO. | PART NUMBER | DESCRIPTION   | UNITS PER ASSY | USABLE ON CODE |
|----------------------|-------------|---|----------------|----------------|
| 17 -                 |             | <p style="text-align: center;"><b>1 2 3 4 5 6 7</b></p> <p>C---P172 SERIAL P17257120 THRU P17257188<br/>                     FP172 SERIAL FP172-0001 THRU FP172-0003<br/>                     172 SERIAL 17257162 THRU 17259096<br/>                     F172 SERIAL F172-0560 THRU F17200814</p> <p>D---172 SERIAL 17259097 THRU 17263458<br/>                     F172 SERIAL F17200815 THRU F17201234</p> <p>E---172 SERIAL 17259824 THRU 17263458<br/>                     F172 SERIAL F17200805 THRU F17201234<br/>                     SEE NOTE *.</p> <p>F---P172 SERIAL P17257120 THRU P17257188<br/>                     FP172 SERIAL FP172-0001 THRU FP172-0003<br/>                     172 SERIAL 17257162 THRU 17259823<br/>                     F172 SERIAL F172-0560 THRU F17200804</p> <p>G---P172 SERIAL P17257120 THRU P17257188<br/>                     FP172 SERIAL FP172-0001 THRU FP172-0003<br/>                     172 SERIAL 17257162 THRU 17260805<br/>                     F172 SERIAL F172-0560 THRU F17200904</p> <p>H---172 SERIAL 17260806 THRU 17263458<br/>                     F172 SERIAL F17200905 THRU F17201234</p> |                |                |

Drain Valve

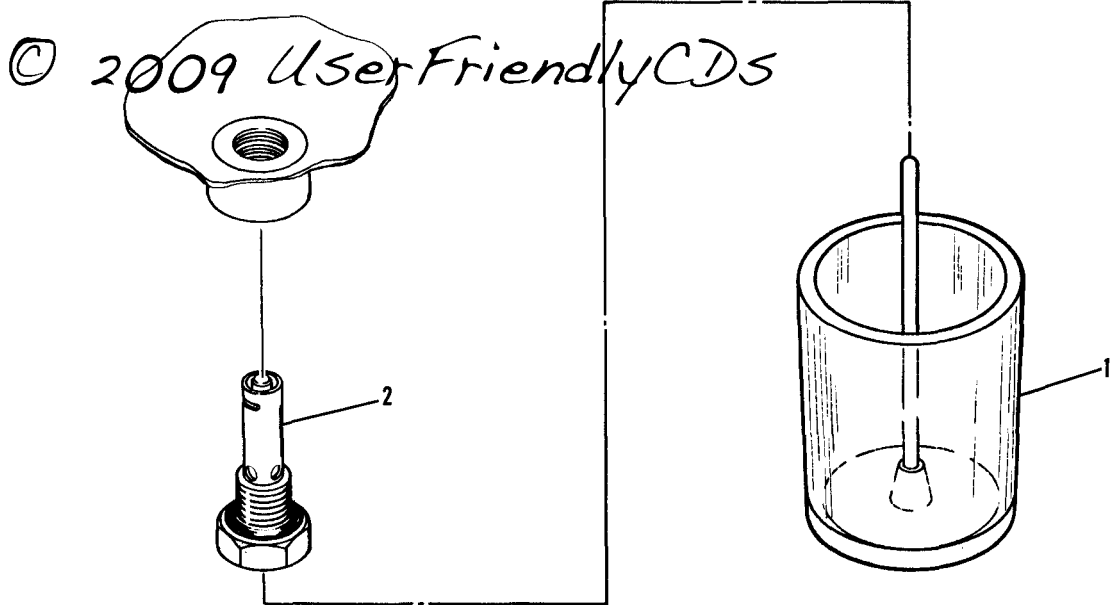


Figure 18. Fuel Tank Drain Valve Installation

| FIGURE AND INDEX NO. | PART NUMBER | DESCRIPTION  | UNITS PER ASSY | USABLE ON CODE |
|----------------------|-------------|--|----------------|----------------|
| 18 -                 |             | <b>1 2 3 4 5 6 7</b>   |                |                |
| - 1                  | S2107-1     | * FUEL TANK DRAIN VALVE INSTALLATION -----   | 1              |                |
| - 2                  | S2106-2     | * CUP-FUEL SAMPLER -----   | 1              |                |
|                      |             | * VALVE FLUSH -----  | 1              |                |
|                      |             | NOTE. *THESE PARTS & INSTALLATION INSTRUCTIONS ARE AVAILABLE AS A KIT & MAY BE ORDERED UNDER PART NUMBER AK150-82. |                |                |

Wing (Cont)

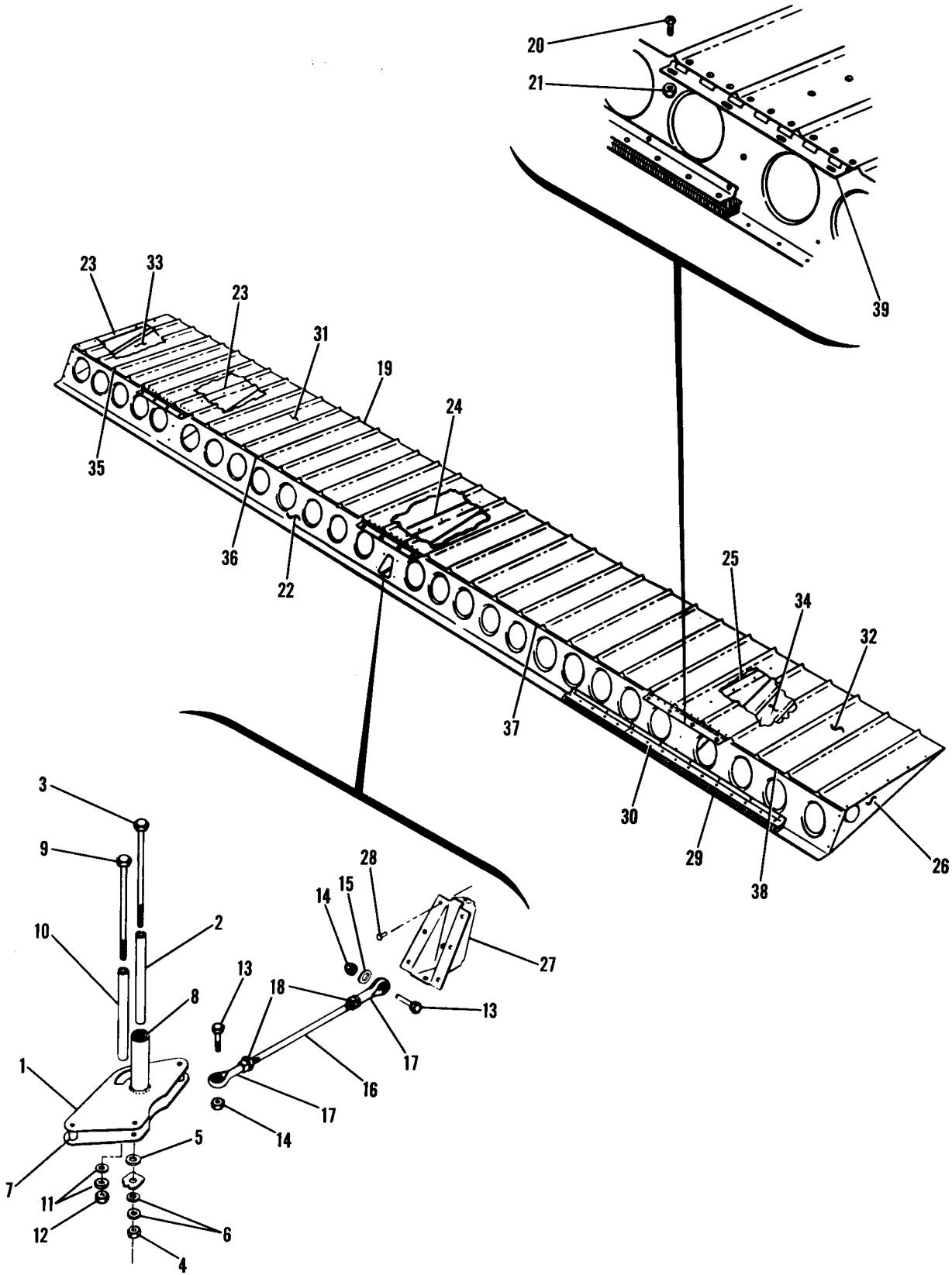


Figure 19. Aileron Installation

| FIGURE AND INDEX NO. | PART NUMBER | DESCRIPTION   | UNITS PER ASSY | USABLE ON CODE |
|----------------------|-------------|---|----------------|----------------|
| 19 -                 |             | <b>1 2 3 4 5 6 7</b><br>AILERON INSTALLATION -----                            | NP             |                |
| - 1                  | 0523223     | BELLCRANK ASSEMBLY-AILERON LH -----   | 1              |                |
|                      | 0523223-1   | BELLCRANK ASSEMBLY-AILERON RH -----   | 1              |                |
|                      |             | ATTACHING PARTS -----   |                |                |
| - 2                  | 0523221     | BUSHING -----   | 1              |                |
| - 3                  | AN4-42A     | BOLT -----  | 1              |                |
| - 4                  | MS21042L4   | NUT -----   | 1              |                |
| - 5                  | 0522629-1   | WASHER -----  | 1              |                |
| - 6                  | AN960-416   | WASHER -----  | 2              |                |
|                      |             | -----   |                |                |
| - 7                  | 0422280     | BUSHING -----   | 2              |                |
| - 8                  | 8610        | BEARING TOR -----   | 2              |                |
|                      | 8610-P      | BEARING TOR ALTERNATE -----   | 2              |                |
|                      | B610-0H     | BEARING TOR ALTERNATE -----   | 2              |                |
| - 9                  | AN4-42A     | BOLT-BELLCRANK STOP -----   | 1              |                |
| -10                  | 0523222     | BUSHING-BELLCRANK STOP -----  | 1              |                |
| -11                  | AN960-416   | WASHER -----  | 2              |                |
| -12                  | MS21042L4   | NUT-BELLCRANK STOP -----  | 1              |                |
|                      | 0523218     | ROD ASSEMBLY-AILERON PUSH-PULL -----  | 2              |                |
|                      |             | ATTACHING PARTS -----   |                |                |
| -13                  | AN3-TA      | BOLT -----  | 2              |                |
| -14                  | MS21044N3   | NUT -----   | 2              |                |
| -15                  | AN960-10    | WASHER -----  | 1              |                |
|                      |             | -----   |                |                |
| -16                  | 0523218-2   | ROD-AILERON PUSH-PULL -----   | 1              |                |
| -17                  | S1819-3     | ROD END -----   | 2              |                |
| -18                  | AN316-4R    | NUT-CHECK -----   | 2              |                |
| -19                  | 0523800     | AILERON ASSEMBLY LEFT WING -----  | 1              |                |
|                      | 0523800-1   | AILERON ASSEMBLY RIGHT WING -----   | 1              |                |
|                      |             | ATTACHING PARTS -----   |                |                |
| -20                  | NAS221-8    | SCREW -----   | 12             |                |
| -21                  | MS21044Y3   | NUT -----   | 12             |                |
|                      |             | -----   |                |                |
| -22                  | 0523806     | SPAR-AILERON LH -----   | 1              |                |
|                      | 0523806-1   | SPAR-AILERON RH -----   | 1              |                |
| -23                  | 0523808     | RIB NO.1-AILERON LH -----   | 2              |                |
|                      | 0523808-2   | RIB NO.1-AILERON RH -----   | 2              |                |
| -24                  | 0523809     | RIB NO.2-AILERON LH -----   | 1              |                |
|                      | 0523809-1   | RIB NO.2-AILERON RH -----   | 1              |                |
| -25                  | 0523810     | RIB NO.3-AILERON -----  | 1              |                |
| -26                  | 0523811-1   | RIB NO.4-AILERON LH -----   | 1              |                |
|                      | 0523811     | RIB NO.4-AILERON RH -----   | 1              |                |
| -27                  | 0523812-2   | BRACKET-CONTROL OUTBOARD WHEN EXHAUSTED USE 0760011-1 -----                   | 1              | A              |
|                      | 0528812-3   | BRACKET-CONTROL INBOARD WHEN EXHAUSTED USE 0760011-1 -----                    | 1              | A              |
|                      | 0760011-1   | BRACKET-CONTROL WHEN EXHAUSTED USE 0760011-2 -----                            | 1              | B              |
|                      |             | ATTACHING PARTS -----   |                |                |
|                      | 0760011-2   | BRACKET-CONTROL -----   | 1              | C              |
| -28                  | CR163-4-8   | RIVET CY -----  | 1              |                |
|                      |             | -----   |                |                |
| -29                  | 0724115-2   | WEIGHT-AILERON BALANCE -----  | 3              |                |
|                      |             | ATTACHING PARTS -----   |                |                |
| -30                  | 0523814-6   | BRACKET-AILERON WEIGHT -----  | 1              |                |
|                      |             | -----   |                |                |
| -31                  | 0523800-6   | SKIN-UPPER INBOARD LH -----   | 1              |                |
|                      | 0523800-7   | SKIN-UPPER INBOARD RH -----   | 1              |                |
| -32                  | 0523800-8   | SKIN-UPPER OUTBOARD LH -----  | 1              |                |
|                      | 0523800-9   | SKIN-UPPER OUTBOARD RH -----  | 1              |                |
| -33                  | 0523800-10  | SKIN-LOWER INBOARD LH -----   | 1              |                |
|                      | 0523800-11  | SKIN-LOWER INBOARD RH -----   | 1              |                |
| -34                  | 0523800-12  | SKIN-LOWER OUTBOARD LH -----  | 1              |                |
|                      | 0523800-13  | SKIN-LOWER OUTBOARD RH -----  | 1              |                |
| -35                  | 0523813-1   | SPACER -----  | 1              |                |
| -36                  | 0523813-8   | SPACER -----  | 1              |                |
| -37                  | 0523813-6   | SPACER -----  | 1              |                |
| -38                  | 0523813-7   | SPACER -----  | 1              |                |
| -39                  | 0523807     | HINGE ASSEMBLY-AILERON -----  | 3              |                |
|                      |             | -----   |                |                |
|                      |             | A---172 SERIAL 17249545 THRU 17258030<br>F172 SERIAL F172-0001 THRU F172-0654 |                |                |
|                      |             | B---172 SERIAL 17258031 THRU 17258250<br>F172 SERIAL F17200655 THRU F17200739 |                |                |
|                      |             | C---172 SERIAL 17258251 THRU 17263458<br>F172 SERIAL F17200740 THRU F17201234 |                |                |



Wing (Cont)

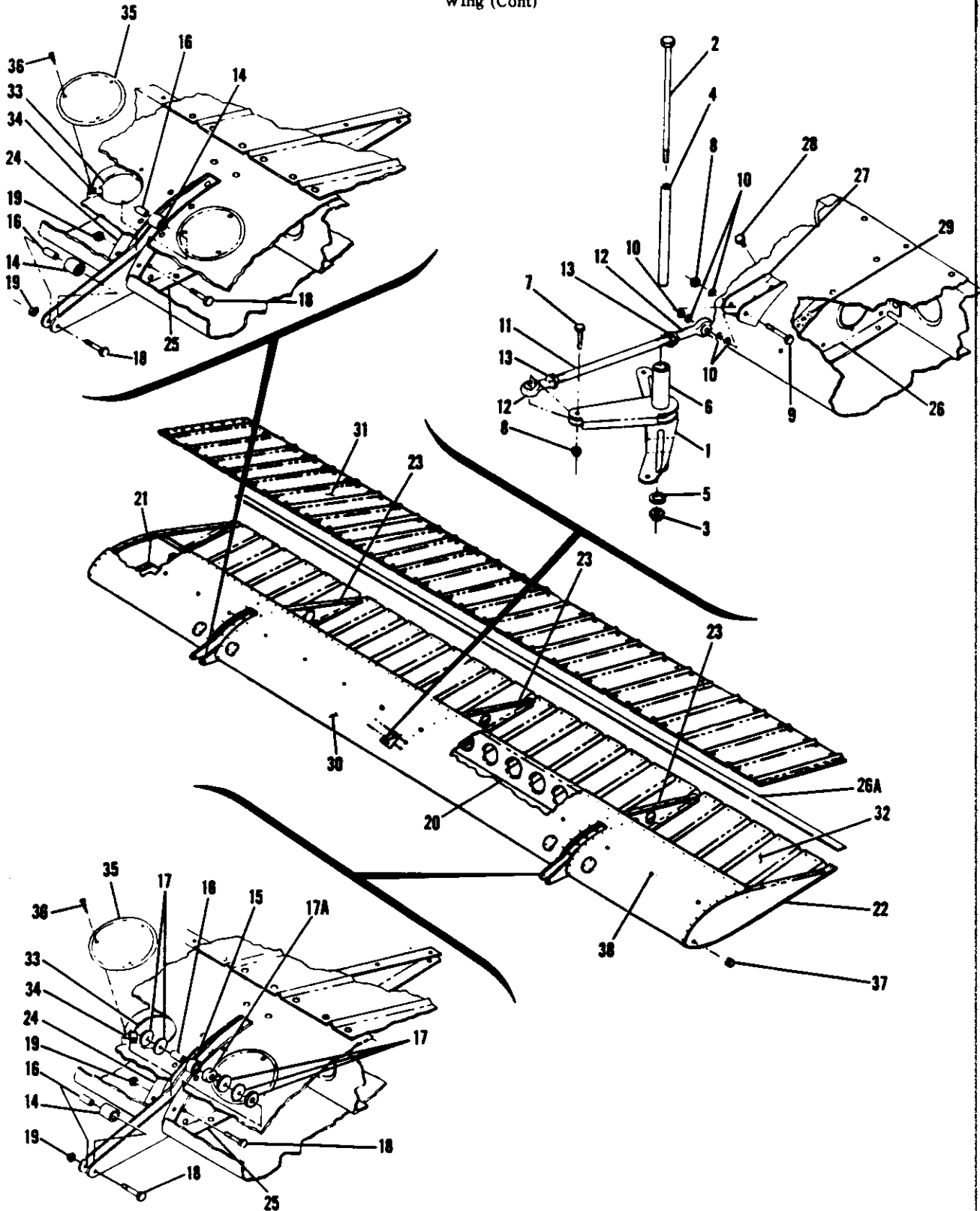


Figure 20. Flap Installation



| FIGURE AND INDEX NO.   | PART NUMBER  | DESCRIPTION  | UNITS PER ASSY   | USABLE ON CODE   |
|--|--|--|------------------|------------------|
| 20 -   |  | <b>FLAP INSTALLATION</b> -----   |                  |                  |
| - 1  | 0523535<br>SEE FIG 159<br>0523535-1<br>SEE FIG 159 | BELLCRANK ASSEMBLY-LEFT FLAP -----<br>DRIVE PULLEY ASSEMBLY-LEFT FLAP -----<br>BELLCRANK ASSEMBLY-RIGHT FLAP -----<br>DRIVE PULLEY ASSEMBLY-RIGHT FLAP ----- | 1<br>1<br>1<br>1 | A<br>B<br>A<br>B |
| - 2  | AN4-60A  | ATTACHING PARTS<br>BOLT -----  | 1                |                  |
| - 3  | MS21042L4  | NUT -----  | 1                |                  |
| - 4  | 0523536  | BUSHING -----  | 1                |                  |
| - 5  | 0522629-1  | WASHER -----   | 1                |                  |
| - 6  | B610<br>0523537                                    | BEARING TUR -----<br>ROD ASSEMBLY-FLAP PUSH-PULL -----   | 2<br>2           |                  |
| - 7  | AN3-6A   | ATTACHING PARTS<br>BOLT -----  | 1                |                  |
| - 8  | MS21044N3  | NUT -----  | 2                |                  |
| - 9  | AN3-11A  | BOLT -----   | 1                |                  |
| -10  | AN960-10   | WASHER -----   | 5                |                  |
| -11  | 0523537-2  | ROD-FLAP PUSH-PULL -----   | 1                |                  |
| -12  | S1106-3<br>S1819-3                                 | ROD END -----<br>ROD END ALTERNATE -----   | 2<br>2           |                  |
| -13  | AN316-4R<br>0523901-35 *<br>0523901-38 *           | NUT-CHECK -----<br>FLAP ASSEMBLY-LEFT WING -----<br>FLAP ASSEMBLY-RIGHT WING -----   | 2<br>1<br>1      |                  |
| -14  | 0523921  | ATTACHING PARTS<br>ROLLER ASSEMBLY-FLAP ATTACHMENT -----   | 3                |                  |
| -15  | 0523920  | ROLLER ASSEMBLY-FLAP ATTACHMENT -----  | 1                |                  |
| -16  | 0523919  | BUSHING-FLAP ATTACHMENT ROLLER -----   | 4                |                  |
| -17  | 0523922  | SPACER-FLAP ATTACHMENT -----   |                  | AR               |
| -17A   | 1220114-2  | SPACER OUTBOARD -----  | 1                |                  |
| -18  | AN3-10A  | BOLT -----   | 4                |                  |
| -19  | MS21044N3  | NUT -----  | 4                |                  |
| -20  | 0523911<br>0523911-1                               | SPAR-FLAP LH ONLY -----<br>SPAR-FLAP RH ONLY -----   | 1<br>1           |                  |
| -21  | 0523912  | RIB-FLAP INBOARD -----   | 1                |                  |
| -22  | 0523912-1  | RIB-FLAP OUTBOARD -----  | 1                |                  |
| -23  | 0523923  | RIB-FLAP TRAILING EDGE -----   | 3                |                  |
| -24  | 0523901-14   | RIB ASSEMBLY-FLAP SUPPORT ARM RIGHT -----  | 2                |                  |
| -25  | 0523901-13   | RIB ASSEMBLY-FLAP SUPPORT ARM LEFT -----   | 2                |                  |
| -26  | 0523914  | RIB ASSEMBLY-FLAP LEADING EDGE CENTER -----  | 1                |                  |
| -26A   | 0523901-37   | STRIP-REINFORCEMENT -----  | 1                |                  |
| -27  | 0523918  | BRACKET-FLAP CONTROL -----   | 1                |                  |
| -28  | AN3-4A   | ATTACHING PARTS<br>BOLT -----  | 2                |                  |
| -29  | NAS680A3   | NUTPLATE -----   | 2                |                  |
| -30  | 0523901-2<br>0523901-3                             | SKIN-FLAP LEADING EDGE LH ONLY -----<br>SKIN-FLAP LEADING EDGE RH ONLY -----   | 1<br>1           |                  |
| -31  | 0523901-36<br>0523901-39                           | SKIN-FLAP UPPER LH ONLY -----<br>SKIN-FLAP UPPER RH ONLY -----   | 1<br>1           |                  |
| -32  | 0523901-6<br>0523901-7                             | SKIN-FLAP LOWER LH ONLY -----<br>SKIN-FLAP LOWER RH ONLY -----   | 1<br>1           |                  |
| -33  | S237-4   | DOUBLER-ACCESS HOLE -----  | 4                |                  |
| -34  | NAS395-14-3  | NUT -----  | 3                |                  |
| -35  | S225-3   | COVER-ACCESS HOLE -----  | 4                |                  |
| -36  | S102128-8  | ATTACHING PARTS<br>SCREW -----   | 3                |                  |
| -37  | CM2692-20-1S                                       | PLUG BUTTON -----  | 4                |                  |
| -38  | S1093-1 *  | PLUG BUTTON -----  | 14               |                  |
| NOTE. WHEN ORDERING PARTS MARKED *<br>ALSO ORDER PART MARKED %.  |  |  |                  |                  |
| A---172 SERIAL 17249545 THRU 17251822<br>F172 SERIAL F172-0001 THRU F172-0085<br>P172 SERIAL P17257120 THRU P17257188<br>FP172 SERIAL FP172-0001 THRU FP172-0003 |  |  |                  |                  |
| B---172 SERIAL 17251823 THRU 17263458<br>F172 SERIAL F172-0086 THRU F17201234  |  |  |                  |                  |

Strut

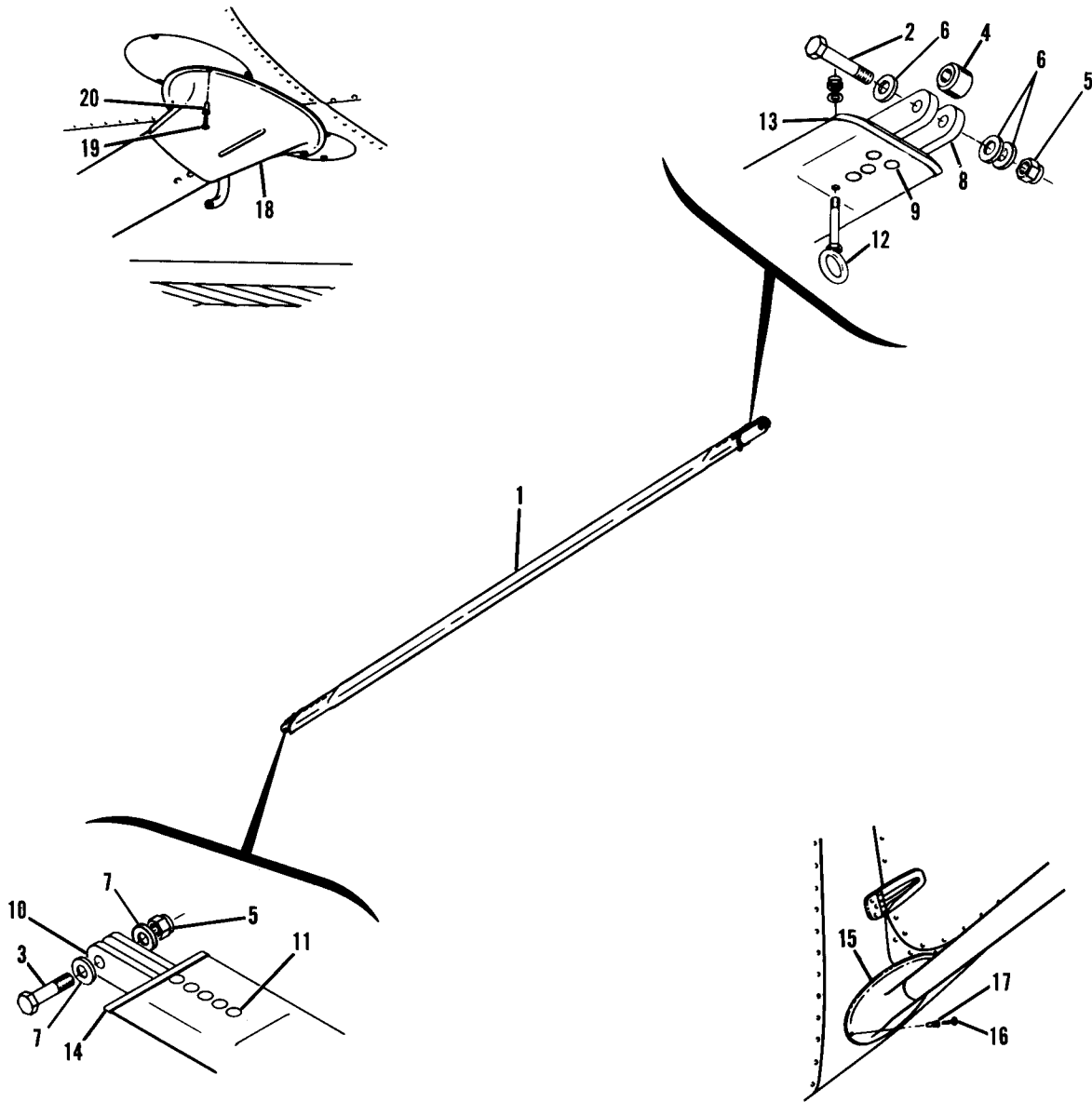


Figure 21. Strut Assembly - Wing

| FIGURE AND INDEX NO. | PART NUMBER    | DESCRIPTION                             | UNITS PER ASSY | USABLE ON CODE |
|----------------------|----------------|---|----------------|----------------|
|                      |                | <b>1 2 3 4 5 6 7</b>                    |                |                |
| 21 - 1               | 0523606-14     | STRUT ASSEMBLY-LH -----                 | 1              | A              |
|                      | 0523606-17     | STRUT ASSEMBLY-LH -----                 | 1              | B              |
|                      | 0523606-15     | STRUT ASSEMBLY-RH -----                 | 1              | A              |
|                      | 0523606-18     | STRUT ASSEMBLY-RH -----                 | 1              | B              |
|                      |                | ATTACHING PARTS                         |                |                |
| - 2                  | AN8-25A        | BOLT -----                              | 1              |                |
| - 3                  | AN8-17A        | BOLT -----                              | 1              |                |
| - 4                  | 0523307-1      | SPACER -----                            | 1              |                |
| - 5                  | MS20365-820C   | NUT -----                               | 2              |                |
| - 6                  | AN960-816      | WASHER -----                            | 3              |                |
| - 7                  | AN960-816      | WASHER -----                            | 2              |                |
|                      |                | -----*                                  |                |                |
| - 8                  | 0523614-1      | FITTING-STRUT UPPER END -----           | 1              |                |
|                      |                | ATTACHING PARTS                         |                |                |
| - 9                  | MS20470AD10-31 | RIVET -----                             | 4              |                |
|                      | 0723600-6      | RIVET ALTERNATE -----                   | 4              |                |
|                      |                | -----*                                  |                |                |
| -10                  | 0523608-2      | FITTING-STRUT LOWER END -----           | 1              |                |
|                      |                | ATTACHING PARTS                         |                |                |
| -11                  | MS20470AD10-31 | RIVET -----                             | 3              |                |
|                      | MS20426AD10    | RIVET -----                             | 2              |                |
|                      | 0723600-6      | RIVET ALTERNATE -----                   | 5              |                |
|                      |                | -----*                                  |                |                |
| -12                  | 0523613-1      | RING-MOORING -----                      | 1              |                |
|                      |                | ATTACHING PARTS                         |                |                |
|                      | MS21042L5      | NUT -----                               | 1              |                |
|                      | AN960-516      | WASHER -----                            | 1              |                |
|                      |                | -----*                                  |                |                |
| -13                  | 0523606-5      | SEAL-UPPER -----                        | 1              |                |
| -14                  | 0523606-4      | SEAL-LOWER -----                        | 1              |                |
| -15                  | 0522150-1      | FAIRING-LOWER LH -----                  | 1              |                |
|                      | 0522150-2      | FAIRING-LOWER RH -----                  | 1              |                |
|                      |                | ATTACHING PARTS                         |                |                |
| -16                  | AN515-8R8      | SCREW -----                             | 3              |                |
| -17                  | NAS1329A08-75  | RIVNUT -----                            | 3              |                |
|                      |                | -----*                                  |                |                |
| -18                  | 0522150-3      | FAIRING-UPPER LH -----                  | 1              | C              |
|                      | 0522150-4      | FAIRING-UPPER RH -----                  | 1              | C              |
|                      | 0523047-1      | FAIRING-UPPER LH -----                  | 1              | D              |
|                      | 0523047-2      | FAIRING-UPPER RH -----                  | 1              | D              |
|                      |                | ATTACHING PARTS                         |                |                |
| -19                  | AN515-8R8      | SCREW -----                             | 3              | C              |
|                      | AN515-8R8      | SCREW -----                             | 4              | D              |
| -20                  | NAS1329A08-75  | RIVNUT -----                            | 3              | C              |
|                      | NAS1329A08-75  | RIVNUT -----                            | 4              | D              |
|                      |                | -----*                                  |                |                |
|                      |                | A---172 SERIAL 17249545 THRU 17254892   |                |                |
|                      |                | F172 SERIAL F172-0001 THRU F172-0319    |                |                |
|                      |                | P172 SERIAL P17257120 THRU P17257188    |                |                |
|                      |                | FP172 SERIAL FP172-0001 THRU FP172-0003 |                |                |
|                      |                | B---172 SERIAL 17254893 THRU 17263458   |                |                |
|                      |                | F172 SERIAL F172-0320 THRU F17201234    |                |                |
|                      |                | C---172 SERIAL 17249545 THRU 17260758   |                |                |
|                      |                | F172 SERIAL F172-0001 THRU F17200904    |                |                |
|                      |                | P172 SERIAL P17257120 THRU P17257188    |                |                |
|                      |                | FP172 SERIAL FP172-0001 THRU FP172-0003 |                |                |
|                      |                | D---172 SERIAL 17260759 THRU 17263458   |                |                |
|                      |                | F172 SERIAL F17200905 THRU F17201234    |                |                |

Empennage (Cont)

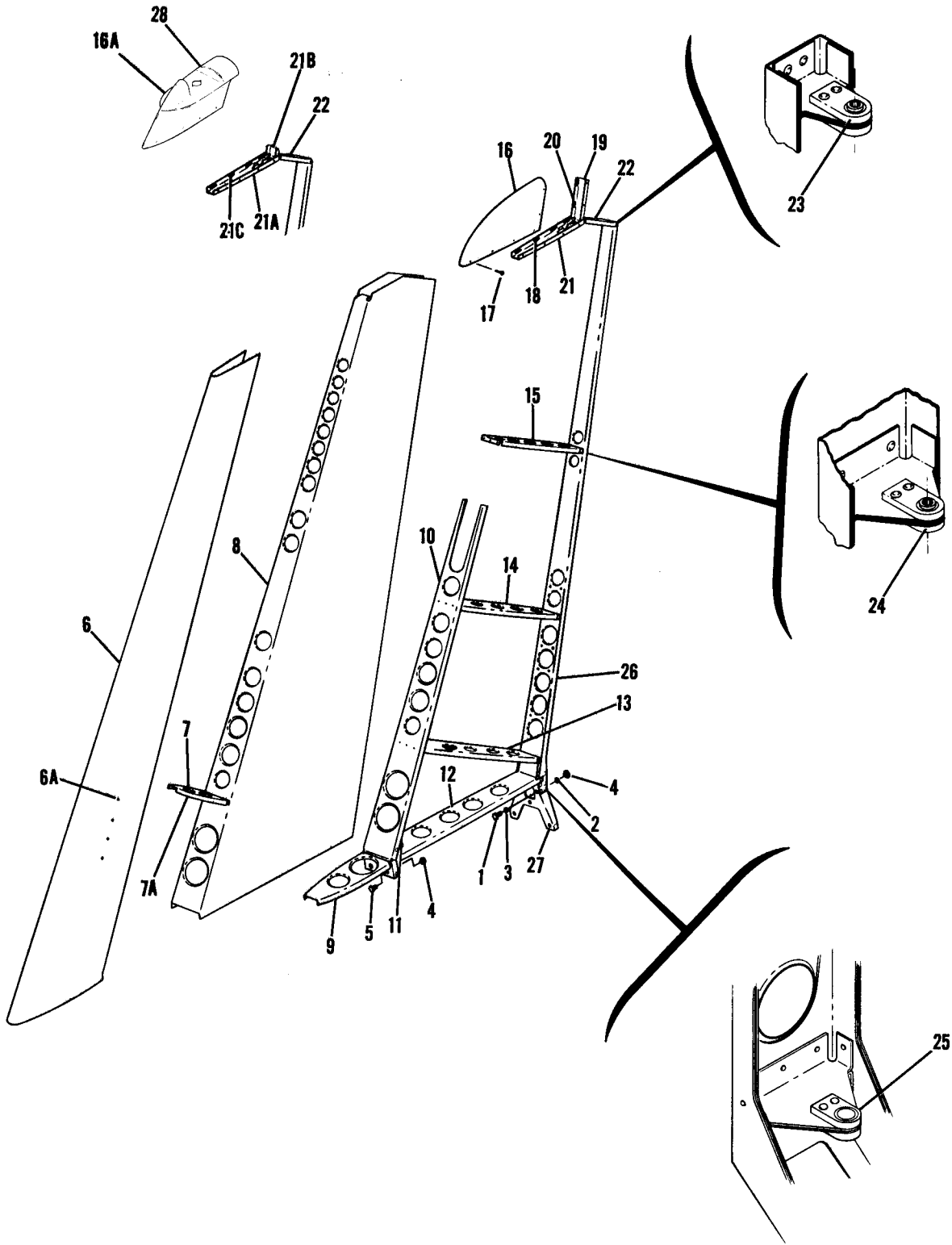


Figure 22. Fin Installation

| FIGURE AND INDEX NO.  | PART NUMBER    | DESCRIPTION                               | UNITS PER ASSY | USABLE ON CODE |
|---|----------------|---|----------------|----------------|
|   |                | <b>1 2 3 4 5 6 7</b>                      |                |                |
| 22 -  |                | FIN INSTALLATION -----                    | NP             |                |
|   | 0531006-64     | FIN ASSEMBLY -----                        | 1              | A              |
|   | 0531006-77     | FIN ASSEMBLY -----                        | 1              | C              |
|   | 0531006-88     | FIN ASSEMBLY -----                        | 1              | G              |
|   | 0531006-203    | FIN ASSEMBLY -----                        | 1              | F              |
|   |                | ATTACHING PARTS                           |                |                |
| - 1   | AN5-10A        | BOLT -----                                | 2              |                |
| - 2   | AN960-516      | WASHER -----                              | 2              |                |
| - 3   | AN960-516L     | WASHER -----                              | 2              |                |
| - 4   | MS21042L5      | NUT -----                                 | 4              |                |
| - 5   | AN5-5A         | BOLT -----                                | 2              |                |
|   |                | -----*                                    |                |                |
| - 6   | 0531006-65     | SKIN -----                                | 1              | A              |
|   | 0531006-84     | SKIN ASSEMBLY -----                       | 1              | J              |
|   | 0531006-96     | SKIN ASSEMBLY -----                       | 1              | F              |
| - 6A  | S1863-3        | NUTPLATE TIN -----                        | 6              | B              |
| - 7   | 0531006-57     | RIB -----                                 | 1              | A              |
|   | 0531006-82     | RIB ASSEMBLY -----                        | 1              | J              |
|   | 0531006-95     | RIB ASSEMBLY -----                        | 1              | F              |
| - 7A  | S1863-3        | NUTPLATE TIN -----                        | 2              | B              |
| - 8   | 0531006-5      | SKIN -----                                | 1              |                |
| - 9   | 0531006-16     | RIB -----                                 | 1              |                |
| -10   | 0531006-13     | REINFORCEMENT ASSEMBLY-VERTICAL FIN ----- | 1              |                |
| -11   | 0531006-15     | GUSSET -----                              | 1              |                |
| -12   | 0531006-17     | RIB -----                                 | 1              | E              |
|   | 0531006-87     | RIB -----                                 | 1              | D              |
| -13   | 0531006-18     | RIB -----                                 | 1              |                |
| -14   | 0531006-19     | RIB -----                                 | 1              |                |
| -15   | 0531006-20     | RIB -----                                 | 1              |                |
| -16   | 0531006-33-791 | TIP-VERTICAL FIN -----                    | 1              | A              |
|   | SEE FIG 200    | TIP-VERTICAL FIN ROTATING BEACON -----    | 1              |                |
|   | SEE FIG 201    | TIP-VERTICAL FIN FLASHING BEACON -----    | 1              |                |
| -16A  | 0531013-1      | TIP ASSEMBLY-VERTICAL FIN -----           | 1              | J              |
|   |                | ATTACHING PARTS                           |                |                |
| -17   | S102126-4      | SCREW -----                               | 12             |                |
| -18   | S1862-1A       | NUT TIN -----                             | 8              |                |
|   |                | -----*                                    |                |                |
| -19   | 0531006-22     | RIB ASSEMBLY -----                        | 1              | A              |
| -20   | S1862-1A       | NUT TIN -----                             | 4              | A              |
| -21   | 0531006-21     | RIB -----                                 | 1              | A              |
| -21A  | 0531006-101    | RIB ASSY -----                            | 1              | B              |
| -21B  | 0531014-1      | BULKHEAD-VERTICAL FIN CAP -----           | 1              |                |
| -21C  | S1862-1A       | NUT -----                                 | 8              |                |
| -22   | 0531006-54     | RIB -----                                 | 1              |                |
| -23   | 0531006-39     | HINGE HALF ASSEMBLY-UPPER -----           | 1              |                |
| -24   | 0531006-44     | HINGE HALF ASSEMBLY-MIDDLE -----          | 1              |                |
| -25   | 0531006-49     | HINGE HALF ASSEMBLY-LOWER -----           | 1              |                |
| -26   | 0531006-9      | SPAR ASSEMBLY-VERTICAL FIN -----          | 1              |                |
| -27   | 0531006-10     | FITTING -----                             | 1              |                |
| -28   | 0531013-1      | TIP ASSY-VERTICAL FIN -----               | 1              | K              |
| <p>A---172 SERIAL 17249545 THRU 17257161<br/>           F172 SERIAL F172-0001 THRU F172-0559<br/>           P172 SERIAL P17257120 THRU P17257188<br/>           FP172 SERIAL FP172-0001 THRU FP172-0003</p> <p>B---172 SERIAL 17257162 THRU 17263458<br/>           F172 SERIAL F172-0560 THRU F17201234</p> <p>C---172 SERIAL 17257162 THRU 17259223<br/>           F172 SERIAL F172-0560 THRU F17200754</p> <p>D---172 SERIAL 17259224 THRU 17263458<br/>           F172 SERIAL F17200755 THRU F17201234</p> <p>E---172 SERIAL 17249545 THRU 17259223<br/>           F172 SERIAL F172-0001 THRU F17200754</p> <p>F---172 SERIAL 17259904 THRU 17263458<br/>           F172 SERIAL F17200905 THRU F17201234</p> <p>G---172 SERIAL 17259224 THRU 17259903<br/>           F172 SERIAL F1720755 THRU F17200904</p> <p>H---DELETED</p> <p>J---172 SERIAL 17257162 THRU 17259903<br/>           F172 SERIAL F172-0560 THRU F17200904</p> <p>K---172 SERIAL 17259904 THRU 17263458<br/>           F172 SERIAL F17200905 THRU F17201234</p> |                |   |                |                |

Empennage (Cont)

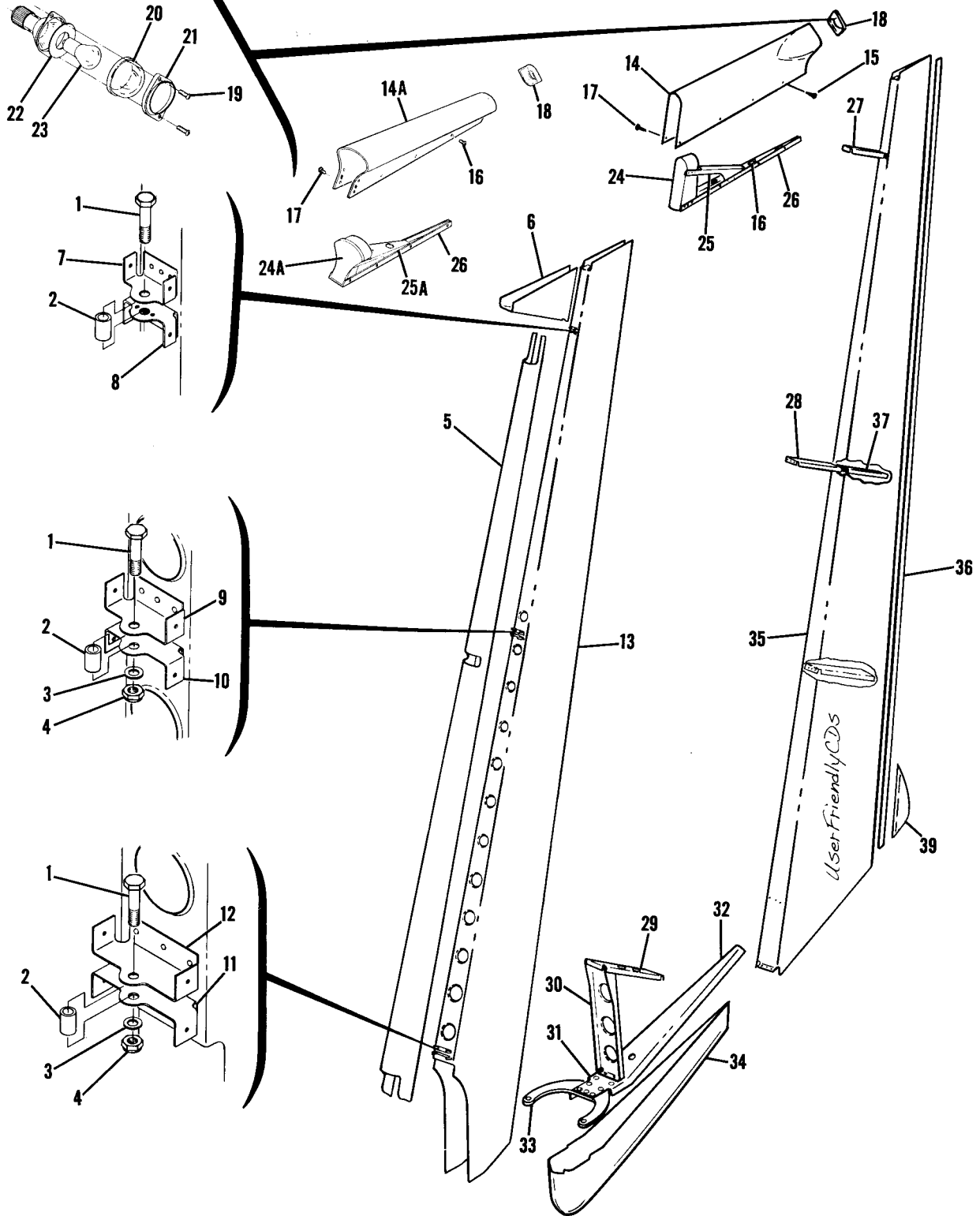


Figure 23. Rudder Assembly



| FIGURE AND INDEX NO. | PART NUMBER    | DESCRIPTION                            | UNITS PER ASSY | USABLE ON CODE |   |   |
|----------------------|----------------|--|----------------|----------------|---|---|
|                      |                |  |                |                | 1 | 2 |
| 23 -                 | 0531006-3      | RUDDER ASSEMBLY -----                  | 1              | A              |   |   |
|                      | 0531006-66     | RUDDER ASSEMBLY -----                  | 1              | C              |   |   |
|                      | 0531006-81     | RUDDER ASSEMBLY -----                  | 1              | E              |   |   |
|                      |                | ATTACHING PARTS                        |                |                |   |   |
| - 1                  | AN4-11A        | BOLT -----                             | 3              |                |   |   |
| - 2                  | 0532104        | BUSHING -----                          | 3              |                |   |   |
| - 3                  | AN960-416      | WASHER LOWER & CENTER HINGE ONLY ----- | 2              |                |   |   |
| - 4                  | MS21042L4      | NUT LOWER & CENTER HINGE ONLY -----    | 2              |                |   |   |
|                      |                | -----*                                 |                |                |   |   |
| - 5                  | 0531006-6      | SKIN -----                             | 1              | A              |   |   |
|                      | 0531006-68     | SKIN -----                             | 1              | B              |   |   |
| - 6                  | 0531006-55     | SKIN -----                             | 1              |                |   |   |
| - 7                  | 0531006-40     | BRACKET WEU 0531018-6 -----            | 1              | F              |   |   |
|                      | 0531018-6      | BRACKET -----                          | 1              | G              |   |   |
| - 8                  | 0531006-63     | BRACKET ASSEMBLY WEU 0531018-7 -----   | 1              | F              |   |   |
|                      | 0531018-7      | BRACKET -----                          | 1              | G              |   |   |
|                      | NAS698A4       | NUTPLATE -----                         | 1              |                |   |   |
| - 9                  | 0531006-45     | BRACKET WEU 0531018-4 -----            | 1              | F              |   |   |
|                      | 0531018-4      | BRACKET -----                          | 1              | G              |   |   |
| -10                  | 0531006-46     | BRACKET WEU 0531018-3 -----            | 1              | F              |   |   |
|                      | 0531018-3      | BRACKET -----                          | 1              | G              |   |   |
| -11                  | 0531006-50     | BRACKET WEU 0531018-1 -----            | 1              | F              |   |   |
|                      | 0531018-1      | BRACKET -----                          | 1              | G              |   |   |
| -12                  | 0531006-51     | BRACKET WEU 0531018-2 -----            | 1              | F              |   |   |
|                      | 0531018-2      | BRACKET -----                          | 1              | G              |   |   |
| -13                  | 0531006-7      | SKIN -----                             | 1              | A              |   |   |
|                      | 0531006-69     | SKIN -----                             | 1              | B              |   |   |
| -14                  | 0531006-34-791 | TIP-RUDDER -----                       | 1              | D              |   |   |
| -14A                 | 0533009-1-791  | TIP-RUDDER -----                       | 1              | E              |   |   |
|                      |                | ATTACHING PARTS                        |                |                |   |   |
| -15                  | S1021Z6-4      | SCREW -----                            | 6              |                |   |   |
| -16                  | S1862-1A       | NUT TIN -----                          | 6              |                |   |   |
| -17                  | AN515-8R8      | SCREW -----                            | 6              |                |   |   |
|                      |                | -----*                                 |                |                |   |   |
| -18                  | 0433007        | MOUNT-TAIL LIGHT -----                 | 1              |                |   |   |
|                      | C622001-0102   | LIGHT ASSEMBLY-RUDDER -----            | 1              | D              |   |   |
|                      | C622001-0401   | LIGHT ASSEMBLY-RUDDER -----            | 1              | E              |   |   |
|                      |                | ATTACHING PARTS                        |                |                |   |   |
| -19                  | AN515-4R6      | SCREW -----                            | 2              |                |   |   |
|                      |                | -----*                                 |                |                |   |   |
| -20                  | A4513-1        | LENS-TAIL LIGHT CLEAR GMC -----        | 1              |                |   |   |
| -21                  | C622001-0104   | LENS-RETAINER GMC -----                | 1              | D              |   |   |
|                      | A2108A         | LENS-RETAINER GMC -----                | 1              | E              |   |   |
| -22                  | A2109-3        | GASKET GMC -----                       | 1              |                |   |   |
| -23                  | 1777           | LAMP-TAIL LIGHT -----                  | 1              |                |   |   |
| -24                  | 0531102-3      | WEIGHT -----                           | 1              | A              |   |   |
|                      | 0531102-5      | WEIGHT -----                           | 1              | C              |   |   |
| -24A                 | 0533011-1      | WEIGHT ASSEMBLY-RUDDER -----           | 1              | D              |   |   |
| -25                  | 0531006-62     | RIB -----                              | 1              | E              |   |   |
| -25A                 | 0531006-85     | RIB -----                              | 1              |                |   |   |
| -26                  | 0531006-30     | RIB -----                              | 1              |                |   |   |
| -27                  | 0531005-32     | RIB -----                              | 1              |                |   |   |
| -28                  | 0531006-29     | RIB -----                              | 1              |                |   |   |
| -29                  | 0531006-28     | RIB -----                              | 1              |                |   |   |
| -30                  | 0531006-71     | RIB -----                              | 1              |                |   |   |
| -31                  | 0531006-24     | RIB ASSEMBLY -----                     | 1              |                |   |   |
| -32                  | 0531006-25     | RIB -----                              | 1              |                |   |   |
| -33                  | 0531008-1      | HORN -----                             | 1              |                |   |   |
| -34                  | 0531006-35-791 | BUTT-RUDDER -----                      | 1              | D              |   |   |
|                      | 0531006-80-791 | BUTT-RUDDER -----                      | 1              | E              |   |   |
| -35                  | 0531006-8      | SKIN -----                             | 1              | A              |   |   |
|                      | 0531006-70     | SKIN -----                             | 1              | B              |   |   |
| -36                  | 0531006-52     | FILLER -----                           | 1              | D              |   |   |
|                      | 0531006-79     | FILLER-RUDDER -----                    | 1              | E              |   |   |
| -37                  | 0531006-58     | RIB -----                              | 1              |                |   |   |
| -38                  |                | DELETED -----                          |                |                |   |   |
| -39                  | 0533001-3      | TRIM TAB-RUDDER -----                  | 1              | E              |   |   |

A---172 SERIAL 17249545 THRU 17252000  
 F172 SERIAL F172-0001 THRU F172-0119  
 P172 SERIAL P17257120 THRU P17257188  
 FP172 SERIAL FP172-0001 THRU FP172-0003

CONTINUED ON NEXT PAGE

| FIGURE AND INDEX NO. | PART NUMBER | DESCRIPTION   | UNITS PER ASSY | USABLE ON CODE |
|----------------------|-------------|---|----------------|----------------|
| 23 -                 |             | <p style="text-align: center;"><b>1 2 3 4 5 6 7</b></p> <p>B---172 SERIAL 17252001 THRU 17263458<br/>                     F172 SERIAL F172-0120 THRU F17201234</p> <p>C---172 SERIAL 17250001 THRU 17257161<br/>                     F172 SERIAL F172-0120 THRU F172-0559</p> <p>D---172 SERIAL 17249545 THRU 17257161<br/>                     F172 SERIAL F172-0001 THRU F172-0559<br/>                     P172 SERIAL P17257120 THRU P17257188<br/>                     FP172 SERIAL FP172-0001 THRU FP172-0003</p> <p>E---172 SERIAL 17257162 THRU 17263458<br/>                     F172 SERIAL F172-0560 THRU F17201234</p> <p>F---172 SERIAL 17249545 THRU 17259756<br/>                     F172 SERIAL F172-0001 THRU F17200804<br/>                     P172 SERIAL P17257120 THRU P17257188<br/>                     FP172 SERIAL FP172-0001 THRU FP172-0003</p> <p>G---172 SERIAL 17259757 THRU 17263458<br/>                     F172 SERIAL F17200805 THRU F17201234</p> |                |                |



This page intentionally left blank.

Empennage (Cont)

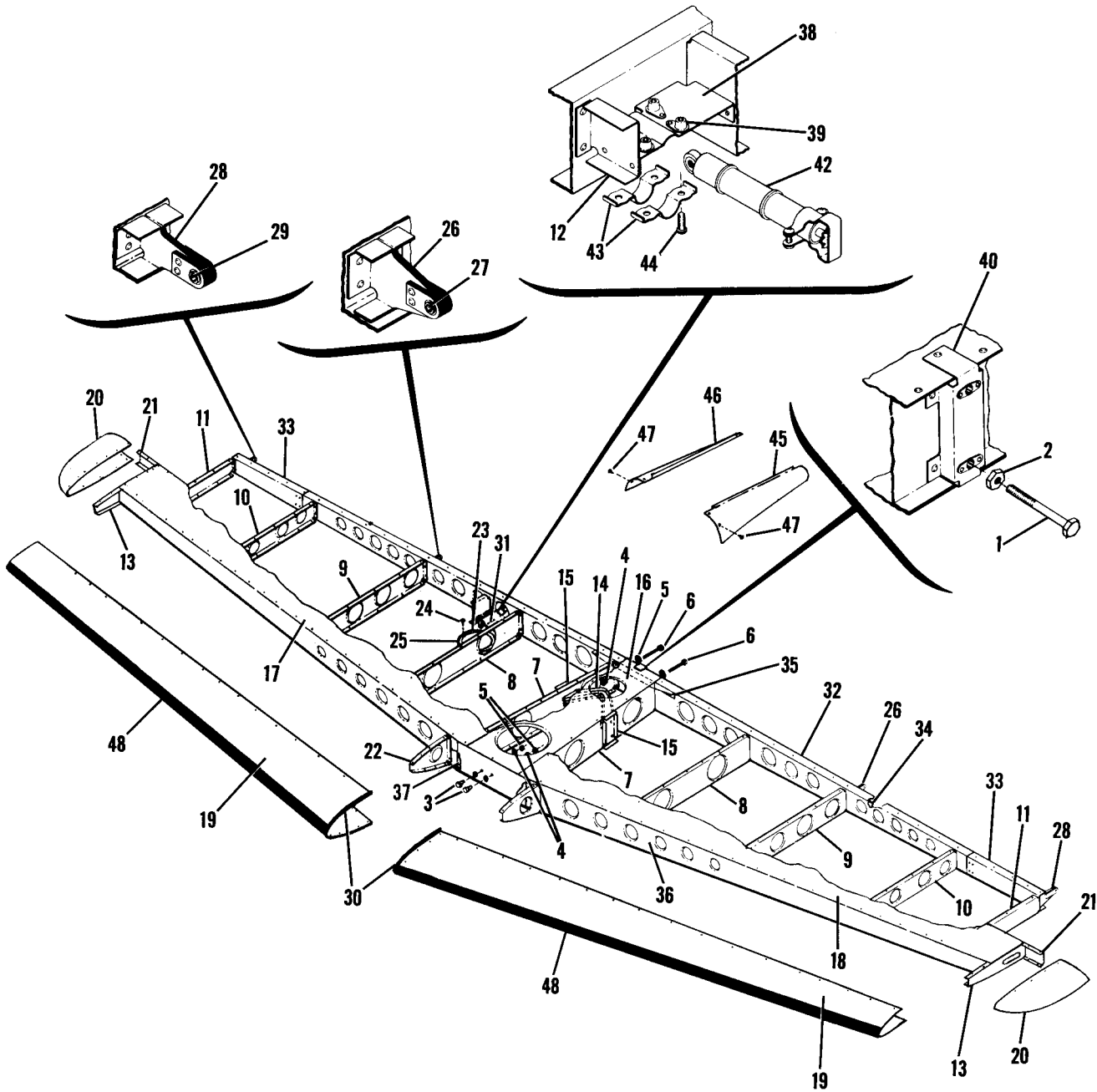


Figure 24. Stabilizer Installation

| FIGURE AND INDEX NO. | PART NUMBER    | DESCRIPTION   | UNITS PER ASSY | USABLE ON CODE |
|----------------------|----------------|---|----------------|----------------|
| 24 -                 |                | STABILIZER INSTALLATION -----   | NP             |                |
| - 1                  | NAS428H3-16    | BOLT-ELEVATOR STOP -----  | 2              |                |
| - 2                  | AN315-3R       | NUT-ELEVATOR STOP -----   | 2              |                |
|                      | 0532001-202    | STABILIZER ASSEMBLY -----   | 1              |                |
|                      |                | ATTACHING PARTS -----   |                |                |
| - 3                  | AN5-4A         | BOLT -----  | 2              |                |
|                      | AN960-416      | WASHER UNDER NUT -----  | 8              |                |
| - 4                  | MS21042L5      | NUT -----   | 4              |                |
| - 5                  | S1450-5A20-100 | WASHER BETWEEN STABILIZER & FITTING -----                                     | AR             | A              |
|                      | S1450-5A20-080 | WASHER BETWEEN STABILIZER & FITTING -----                                     | AR             | A              |
|                      | S1450-5A20-063 | WASHER BETWEEN STABILIZER & FITTING -----                                     | AR             | A              |
| - 6                  | AN5-23A        | BOLT -----  | 2              |                |
|                      |                | -----*  |                |                |
| - 7                  | 0532001-99     | RIB-STABILIZER -----  | 2              |                |
| - 8                  | 0532001-13     | RIB-STABILIZER -----  | 2              |                |
| - 9                  | 0532001-14     | RIB-STABILIZER -----  | 2              |                |
| -10                  | 0532001-15     | RIB-STABILIZER -----  | 2              |                |
| -11                  | 0532001-16     | RIB-STABILIZER -----  | 2              |                |
| -12                  | 0532001-17     | STUB RIB-STABILIZER -----   | 1              |                |
| -13                  | 0532001-77     | RIB-STABILIZER OUTBOARD -----   | 2              |                |
| -14                  | 0532001-21     | BRACKET-PULLEY -----  | 2              |                |
| -15                  | 0532001-22     | STIFFENER-STABILIZER -----  | 2              |                |
| -16                  | 0532001-23     | SKIN-STABILIZER CENTER -----  | 1              |                |
| -17                  | 0532001-74     | SKIN-STABILIZER RH -----  | 1              |                |
| -18                  | 0532001-75     | SKIN-STABILIZER LH -----  | 1              |                |
| -19                  | 0532001-76     | SKIN-LEADING EDGE -----   | 2              |                |
| -20                  | 0532001-93     | TIP-STABILIZER -----  | 2              |                |
| -21                  | 0532001-78     | TIP RIB-STABILIZER -----  | 2              |                |
| -22                  | 0532001-50     | RIB-STABILIZER NOSE -----   | 2              |                |
| -23                  | 0432155        | RETAINER-ACTUATOR COVER PLATE -----   | 1              |                |
|                      |                | ATTACHING PARTS -----   |                |                |
| -24                  | S1021Z8-8      | SCREW -----   | 4              |                |
| -25                  | NAS395-14-3    | NUT -----   | 4              |                |
|                      |                | -----*  |                |                |
| -26                  | 0532105-6      | HINGE ASSEMBLY-STABILIZER -----   | 2              |                |
| -27                  | 0532104        | BUSHING-STABILIZER -----  | 1              |                |
|                      | S1003-29A      | BEARING-STABILIZER -----  | 1              |                |
| -28                  | 0532105-9      | HINGE ASSEMBLY-STABILIZER -----   | 2              |                |
| -29                  | 0532104        | BUSHING-STABILIZER -----  | 1              |                |
|                      | S1003-29A      | BEARING-STABILIZER -----  | 1              |                |
| -30                  | S1415-1        | MOULDING-STABILIZER -----   | 2              |                |
|                      |                | ATTACHING PARTS -----   |                |                |
|                      | S1021A4-6      | SCREW -----   | 2              |                |
|                      | AN960D4L       | WASHER -----  | 2              |                |
|                      |                | -----*  |                |                |
| -31                  | 0432123        | PLATE-STABILIZER -----  | 1              |                |
| -32                  | 0532001-96     | SPAR ASSEMBLY-REAR -----  | 1              |                |
| -33                  | 0532001-7      | TIP-SPAR -----  | 2              |                |
| -34                  | 0532001-8      | REINFORCEMENT-SPAR -----  | 1              |                |
| -35                  | 0532001-81     | ANGLE-REINFORCEMENT -----   | 2              |                |
| -36                  | 0532001-98     | SPAR ASSEMBLY-FRONT -----   | 1              |                |
| -37                  | 0532001-97     | REINFORCEMENT-SPAR -----  | 2              |                |
| -38                  | 0532001-20     | BRACKET ASSEMBLY-STABILIZER -----   | 1              |                |
| -39                  | NAS698A3       | NUTPLATE -----  | 4              |                |
| -40                  | 0532006-1      | BRACKET ASSEMBLY -----  | 1              |                |
| -41                  |                | DELETED -----   |                |                |
| -42                  | SEE FIG 25     | ACTUATOR ASSEMBLY-ELEVATOR TAB -----  | 1              |                |
|                      |                | ATTACHING PARTS -----   |                |                |
| -43                  | 0432126        | CLAMP-ACTUATOR -----  | 2              |                |
| -44                  | AN520-10R8     | SCREW -----   | 4              |                |
|                      |                | -----*  |                |                |
| -45                  | 0530010-5      | FAIRING ASSEMBLY-LH -----   | 1              |                |
| -46                  | 0530010-6      | FAIRING ASSEMBLY-RH -----   | 1              |                |
|                      |                | ATTACHING PARTS -----   |                |                |
| -47                  | S1021Z8-8      | SCREW -----   | 2              |                |
|                      |                | -----*  |                |                |
| -48                  | S1938-1        | SHOE-HORIZONTAL STABILIZER FSO S1938-1-67.00 -----                            | 2              |                |
|                      |                | A---172 SERIAL I7260254 THRU 17263458<br>F172 SERIAL F17200880 THRU F17201234 |                |                |

Flight Controls (Cont)

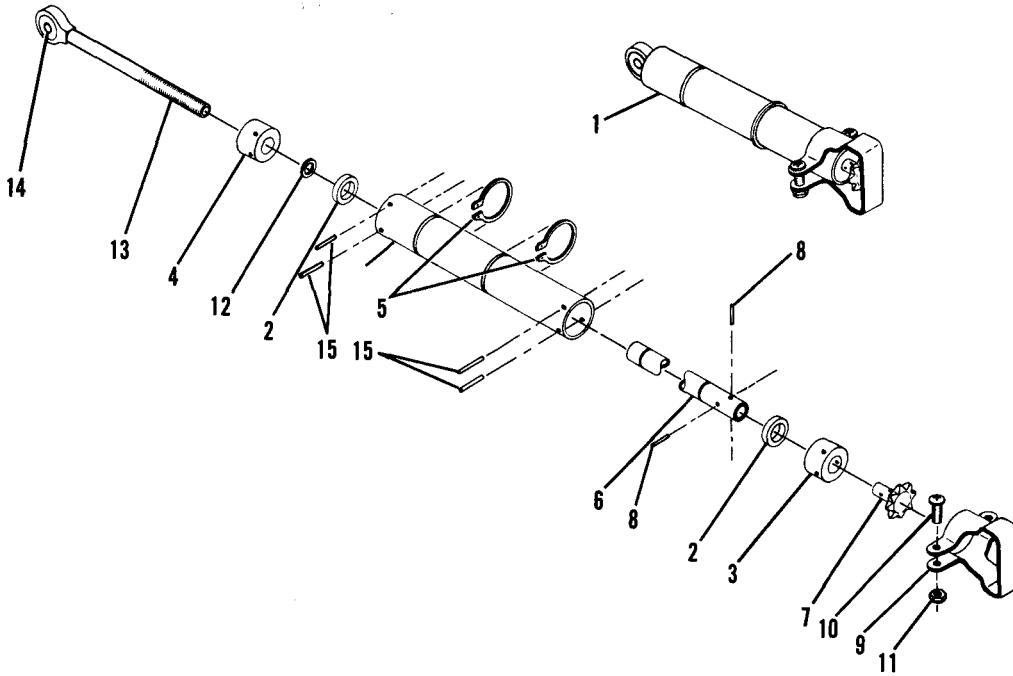


Figure 25. Elevator Trim Tab Actuator Assembly

| FIGURE AND INDEX NO. | PART NUMBER   | DESCRIPTION   | UNITS PER ASSY | USABLE ON CODE |
|----------------------|---------------|---|----------------|----------------|
|                      |               | <b>1 2 3 4 5 6 7</b>  |                |                |
| 25 - 1               | 0310293-2     | ELEVATOR TRIM TAB ACTUATOR ASSEMBLY WEU1260074-1 -----  | 1              | A              |
|                      | 0310293-14    | ELEVATOR TRIM TAB ACTUATOR ASSEMBLY WEU 1260074-1 -----   | 1              | B              |
|                      | 1260074-1     | ELEVATOR TRIM TAB ACTUATOR ASSEMBLY -----   | 1              | C              |
| - 2                  | 0310295       | COLLAR-ACTUATOR -----   | 2              |                |
| - 3                  | 0310297-1     | BEARING-ACTUATOR -----  | 1              |                |
| - 4                  | 0310298-1     | BEARING-ACTUATOR -----  | 1              |                |
| - 5                  | MS16624-1081  | RING-RETAINER OUTSIDE -----   | 2              |                |
| - 6                  | 0310352       | SCREW-INTERNAL THREADS -----  | 1              | A              |
|                      | 0310352-1     | SCREW-INTERNAL THREADS -----  | 1              | B              |
|                      | 1260049-1     | SCREW-INTERNAL THREADS -----  | 1              | C              |
| - 7                  | 0310332       | SPROCKET-ROLL CHAIN -----   | 1              |                |
|                      |               | ATTACHING PARTS -----   |                |                |
| - 8                  | 3/32X.38TYPE3 | GROOV-PIN -----   | 2              |                |
|                      |               | -----   |                |                |
| - 9                  | 0310422       | GUARD-ROLL CHAIN -----  | 1              | A              |
|                      | 0310422-1     | GUARD-ROLL CHAIN -----  | 1              | D              |
|                      |               | ATTACHING PARTS -----   |                |                |
| -10                  | AN515-8R8     | SCREW -----   | 2              |                |
| -11                  | MS21044N08    | NUT -----   | 2              |                |
|                      |               | -----   |                |                |
| -12                  | AN6227-5      | PACKING-ACTUATOR -----  | 1              |                |
| -13                  | 0310362-5     | SCREW ASSEMBLY-ACTUATOR -----   | 1              |                |
| -14                  | PN3A          | BEARING TOR -----   | 1              |                |
| -15                  | 1/16X.62TYPE3 | GROOV-PIN -----   | 4              |                |
|                      |               | <br>A---172 SERIAL 17249545 THRU 17253392<br>F172 SERIAL F172-0001 THRU F172-0203<br>P172 SERIAL P17257120 THRU P17257188<br>FP172 SERIAL FP172-0001 THRU FP172-0003<br>B---172 SERIAL 17253393 THRU 17254119<br>F172 SERIAL F172-0204 THRU F172-0319<br>C---172 SERIAL 17254200 THRU 17263458<br>F172 SERIAL F172-0320 THRU F17201234<br>D---172 SERIAL 17253393 THRU 17263458<br>F172 SERIAL F172-0204 THRU F17201234 |                |                |

This page intentionally left blank.

Empennage (Cont)

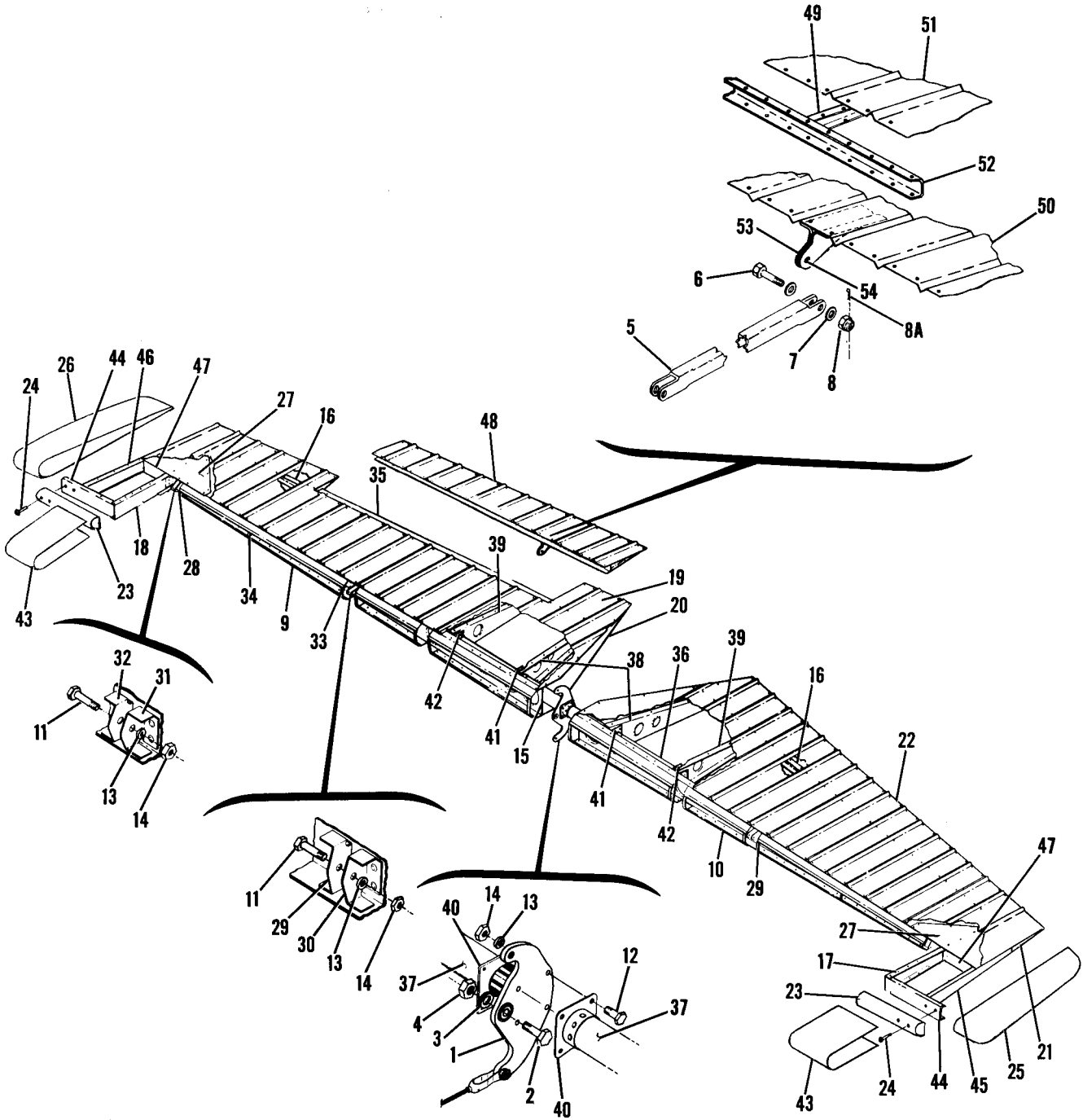


Figure 26. Elevator Installation

| FIGURE AND INDEX NO. | PART NUMBER     | DESCRIPTION   | UNITS PER ASSY | USABLE ON CODE |
|----------------------|-----------------|---|----------------|----------------|
|                      |                 | <b>1 2 3 4 5 6 7</b>  |                |                |
| 26 -                 |                 | ELEVATOR INSTALLATION -----   | NP             |                |
| - 1                  | 0534122-1       | BELLCRANK ASSEMBLY -----  | 1              |                |
|                      |                 | ATTACHING PARTS -----   |                |                |
| - 2                  | AN4-14A         | BOLT -----  | 1              |                |
| - 3                  | AN960-416       | WASHER -----  | 1              |                |
| - 4                  | MS21042L4       | NUT -----   | 1              |                |
|                      |                 | *-----  |                |                |
| - 5                  | 0532001-47      | CHANNEL-TAB ACTUATOR PUSH-PULL -----  | 1              |                |
|                      |                 | ATTACHING PARTS -----   |                |                |
| - 6                  | AN3-6           | BOLT -----  | 2              |                |
| - 7                  | AN960-10L       | WASHER -----  | 4              |                |
| - 8                  | AN320-3         | NUT -----   | 2              |                |
| - 8A                 | MS24665-132     | COTTER PIN -----  | 2              |                |
|                      |                 | *-----  |                |                |
| - 9                  | 0593000-4       | ELEVATOR ASSEMBLY-RH LESS TRIM TAB -----  | 1              |                |
| -10                  | 0532001-73      | ELEVATOR ASSEMBLY-LH -----  | 1              |                |
|                      |                 | ATTACHING PARTS -----   |                |                |
| -11                  | AN4-11A         | BOLT -----  | 4              |                |
| -12                  | AN4-7A          | BOLT -----  | 4              |                |
| -13                  | AN960-416       | WASHER -----  | 12             |                |
| -14                  | MS21042L4       | NUT -----   | 8              |                |
|                      |                 | *-----  |                |                |
| -15                  | 0532001-20      | SPAR-ELEVATOR -----   | 1              |                |
| -16                  | 0532001-29      | CHANNEL-ELEVATOR -----  | 1              |                |
| -17                  | 0532001-83      | RIB-ELEVATOR LH -----   | 1              |                |
| -18                  | 0532001-82      | RIB-ELEVATOR RH -----   | 1              |                |
| -19                  | 0532001-88      | SKIN-ELEVATOR UPPER RH -----  | 1              |                |
| -20                  | 0532001-90      | SKIN-ELEVATOR LOWER RH -----  | 1              |                |
| -21                  | 0532001-91      | SKIN-ELEVATOR LOWER LH -----  | 1              |                |
| -22                  | 0532001-89      | SKIN-ELEVATOR UPPER LH -----  | 1              |                |
| -23                  | 0532107-1       | WEIGHT-ELEVATOR BALANCE -----   | 1              |                |
|                      |                 | ATTACHING PARTS -----   |                |                |
| -24                  | AN509-8R15      | SCREW -----   | 2              |                |
|                      |                 | *-----  |                |                |
| -25                  | 0532001-94-791  | TIP-ELEVATOR LH -----   | 1              |                |
| -26                  | 0532001-100-791 | TIP-ELEVATOR RH -----   | 1              |                |
| -27                  | 0532001-86      | DOUBLER-ELEVATOR UPPER -----  | 1              |                |
| -28                  | 0532001-87      | DOUBLER-ELEVATOR LOWER -----  | 1              |                |
| -29                  | 0532105-3       | BRACKET-ELEVATOR OUTBOARD -----   | 1              |                |
| -30                  | 0532105-4       | BRACKET-ELEVATOR INBOARD -----  | 1              |                |
| -31                  | 0531105-10      | BRACKET-ELEVATOR INBOARD -----  | 1              |                |
| -32                  | 0531105-11      | BRACKET-ELEVATOR OUTBOARD -----   | 1              |                |
| -33                  | 0534126-1       | CLIP-ELEVATOR INBOARD -----   | 5              |                |
| -34                  | 0534126-2       | CLIP-ELEVATOR OUTBOARD -----  | 2              |                |
| -35                  | 0532001-45      | HINGE ASSEMBLY-TAB RH -----   | 1              |                |
| -36                  | 0532001-30      | TORQUE TUBE ASSEMBLY-ELEVATOR -----   | 1              |                |
| -37                  | 0532001-31      | TUBE-TORQUE -----   | 1              |                |
| -38                  | 0532001-32      | RIB-ELEVATOR -----  | 1              |                |
| -39                  | 0532001-33      | RIB-ELEVATOR -----  | 1              |                |
| -40                  | 0532001-35      | ADAPTER-TORQUE TUBE -----   | 1              |                |
| -41                  | 0734102-3       | ADAPTER-TORQUE TUBE -----   | 1              |                |
| -42                  | 0734102-4       | ADAPTER-TORQUE TUBE -----   | 1              |                |
| -43                  | 0532001-92      | SKIN-ELEVATOR TIP -----   | 1              |                |
| -44                  | 0532001-95      | RIB ASSEMBLY-TIP -----  | 1              |                |
| -45                  | 0532001-85      | RIB-ELEVATOR LH -----   | 1              |                |
| -46                  | 0532001-84      | RIB-ELEVATOR RH -----   | 1              |                |
| -47                  | 0532001-80      | RIB-SPAR EXTENTION -----  | 1              |                |
| -48                  | 0532001-4       | TRIM TAB ASSEMBLY-ELEVATOR -----  | 1              | A              |
|                      | 0532001-101     | TRIM TAB ASSEMBLY-ELEVATOR -----  | 1              | B              |
| -49                  | 0532001-42      | RIB-TAB -----   | 1              |                |
| -50                  | 0532001-43      | SKIN-TAB LOWER -----  | 1              |                |
| -51                  | 0532001-44      | SKIN-TAB UPPER -----  | 1              |                |
| -52                  | 0532001-48      | SPAR-TAB -----  | 1              |                |
| -53                  | 0334128         | HORN ASSEMBLY-TRIM TAB -----  | 1              | A              |
|                      | 0334128-3       | HORN ASSEMBLY-TRIM TAB -----  | 1              | B              |
| -54                  | PN-3A           | BEARING-HORN ASSEMBLY TOR -----   | 1              |                |
|                      |                 | A---172 SERIAL 17249545 THRU 17251822<br>F172 SERIAL F172-0001 THRU F172-0085<br>P172 SERIAL P17257120 THRU P17257188<br>FP172 SERIAL FP172-0001 THRU FP172-0003<br>B---172 SERIAL 17251823 THRU 17263458<br>F172 SERIAL F172-0086 THRU F17201234 |                |                |

Fuselage

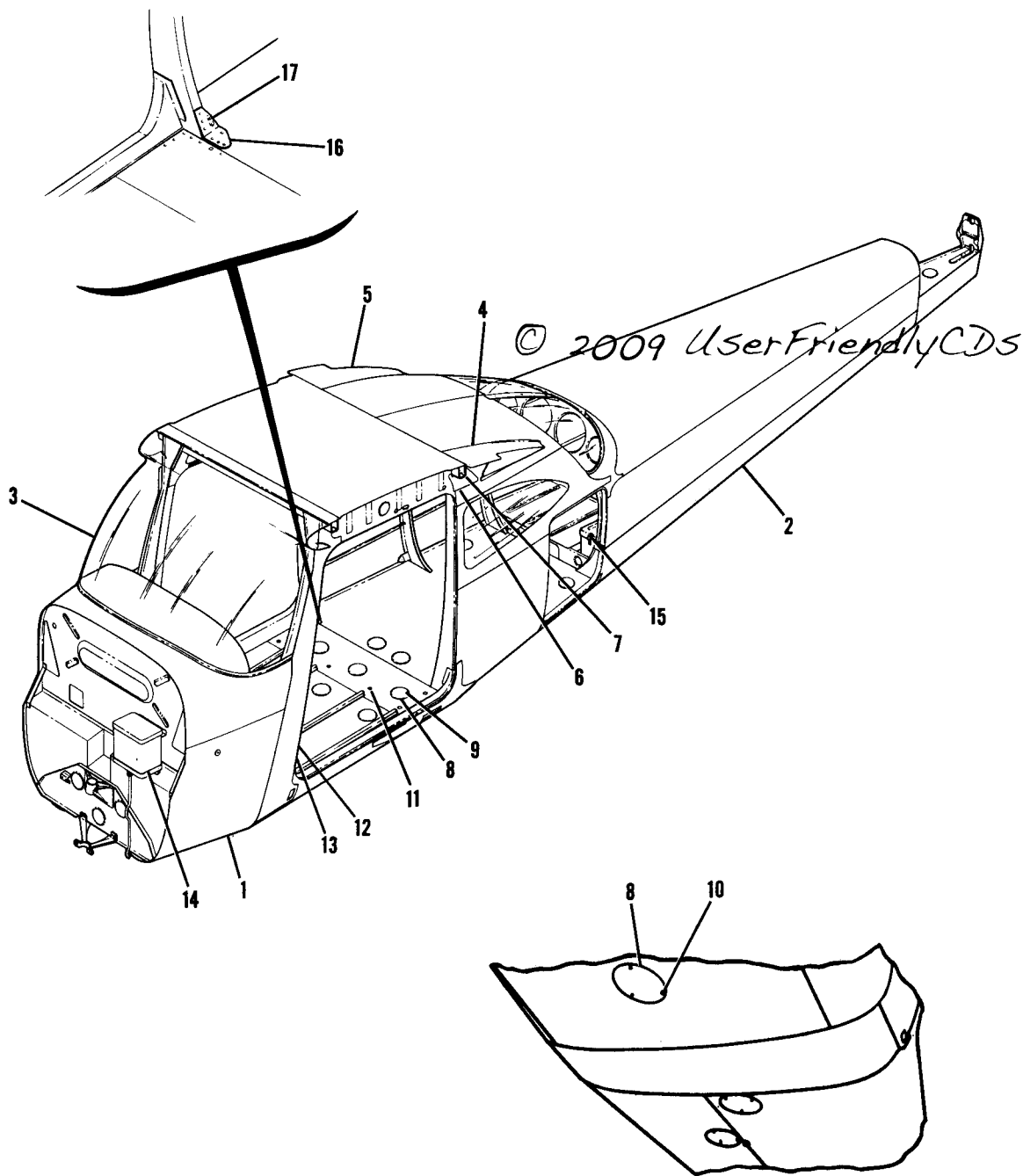


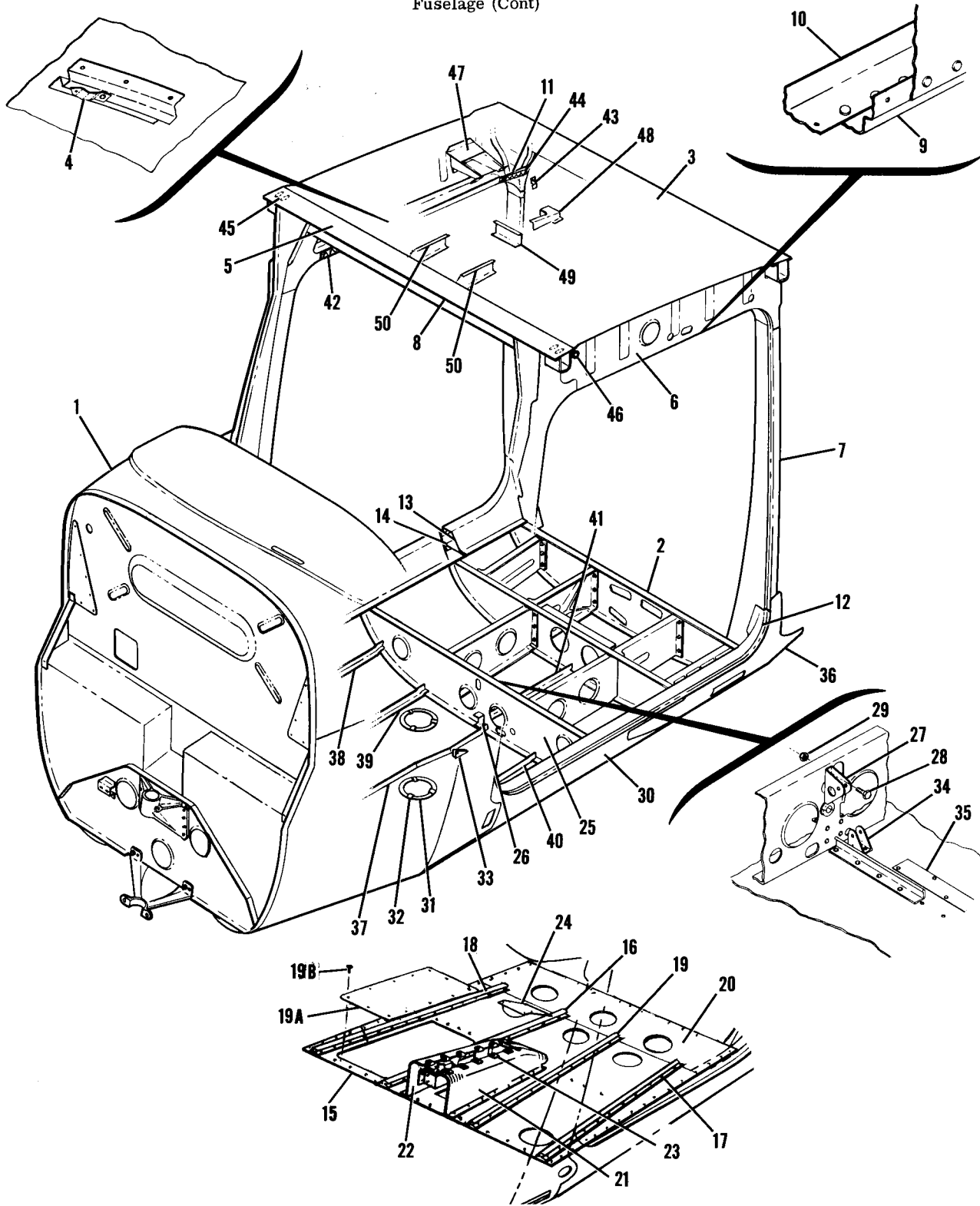
Figure 27. Fuselage Assembly





| FIGURE AND INDEX NO.  | PART NUMBER | DESCRIPTION                                    | UNITS PER ASSY | USABLE ON CODE |
|---|-------------|--|----------------|----------------|
|   |             | <b>1 2 3 4 5 6 7</b>                           |                |                |
| 27 -  |             | FUSELAGE ASSEMBLY -----                        | NP             |                |
| - 1   | SEE FIG 28  | FRONT & CENTER SECTION ASSEMBLY-FUSELAGE ----- | 1              | C              |
|   | SEE FIG 28  | FRONT & CENTER SECTION ASSEMBLY-FUSELAGE ----- | 1              | B              |
|   | SEE FIG 29  | FRONT & CENTER SECTION ASSEMBLY-FUSELAGE ----- | 1              | E              |
|   | SEE FIG 30  | FRONT & CENTER SECTION ASSEMBLY-FUSELAGE ----- | 1              | F              |
| - 2   | SEE FIG 49  | AFT SECTION ASSEMBLY-FUSELAGE -----            | 1              | A              |
|   | SEE FIG 49  | AFT SECTION ASSEMBLY-FUSELAGE -----            | 1              | B              |
| - 3   | SEE FIG 48  | WINDSHIELD INSTALLATION -----                  | 1              |                |
| - 4   | 0512027-1   | FILLET ASSEMBLY-WING LH -----                  | 1              |                |
| - 5   | 0512027-2   | FILLET ASSEMBLY-WING RH -----                  | 1              |                |
| - 6   | 0512146     | PLATE-LH -----                                 | 1              |                |
|   | 0512146-1   | PLATE-RH -----                                 | 1              |                |
| - 7   | 0512149-1   | BRACKET-FLAP PULLEY LH -----                   | 1              | D              |
|   | 0512149-2   | BRACKET-FLAP PULLEY RH -----                   | 1              | D              |
| - 8   | S225-1      | PLATE-INSPECTION COVER -----                   | 19             |                |
| - 9   | 49330       | STUD-TRIMOUNT UC -----                         | 48             |                |
| -10   | S102128-8   | SCREW -----                                    | 9              |                |
| -11   | 41843       | PLUG BUTTON UC -----                           | 6              |                |
| -12   |             | NAME PLATE M.A.A. -----                        | NP             |                |
| -13   | 0713047     | PLACARD-TRIM & FINISH -----                    | 1              |                |
|   |             | ATTACHING PARTS                                |                |                |
|   | AN535-2-3   | SCREW -----                                    | 2              |                |
|   |             | ---*---  |                |                |
| -14   | SEE FIG 53  | BOX INSTALLATION-BATTERY -----                 | 1              | A              |
| -15   | SEE FIG 54  | BOX INSTALLATION-BATTERY -----                 | 1              | B              |
| -16   | 0512184-1   | STIFFENER-LH -----                             | 1              | F              |
|   | 0512184-2   | STIFFENER-RH -----                             | 1              | F              |
| -17   | 0512185-1   | SPACER -----                                   | 2              | F              |
| <p>NOTE. SEE FIG 187 &amp; 189 FOR FLOATPLANE FUSELAGE STRUCTURE DETAILS</p> <p>A---172 SERIAL 17249545 THRU 17263458<br/> F172 SERIAL F172-0001 THRU F17201234</p> <p>B---P172 SERIAL P17257120 THRU P17257188<br/> FP172 SERIAL FP172-0001 THRU FP172-0003</p> <p>C---172 SERIAL 17249545 THRU 17251822<br/> F172 SERIAL F172-0001 THRU F172-0085</p> <p>D---172 SERIAL 17249545 THRU 17251822<br/> F172 SERIAL F172-0001 THRU F172-0085<br/> P172 SERIAL P17257120 THRU P17257188<br/> FP172 SERIAL FP172-0001 THRU FP172-0003</p> <p>E---172 SERIAL 17251823 THRU 17259223<br/> F172 SERIAL F172-0086 THRU F17200754</p> <p>F---172 SERIAL 17259224 THRU 17263458<br/> F172 SERIAL F17200755 THRU F17201234</p> |             |  |                |                |

Fuselage (Cont)



**172 SERIAL 17249545 THRU 17251822**  
**P172 SERIAL P17257120 THRU P17257188**

Figure 28. Fuselage Front & Center Section Assembly

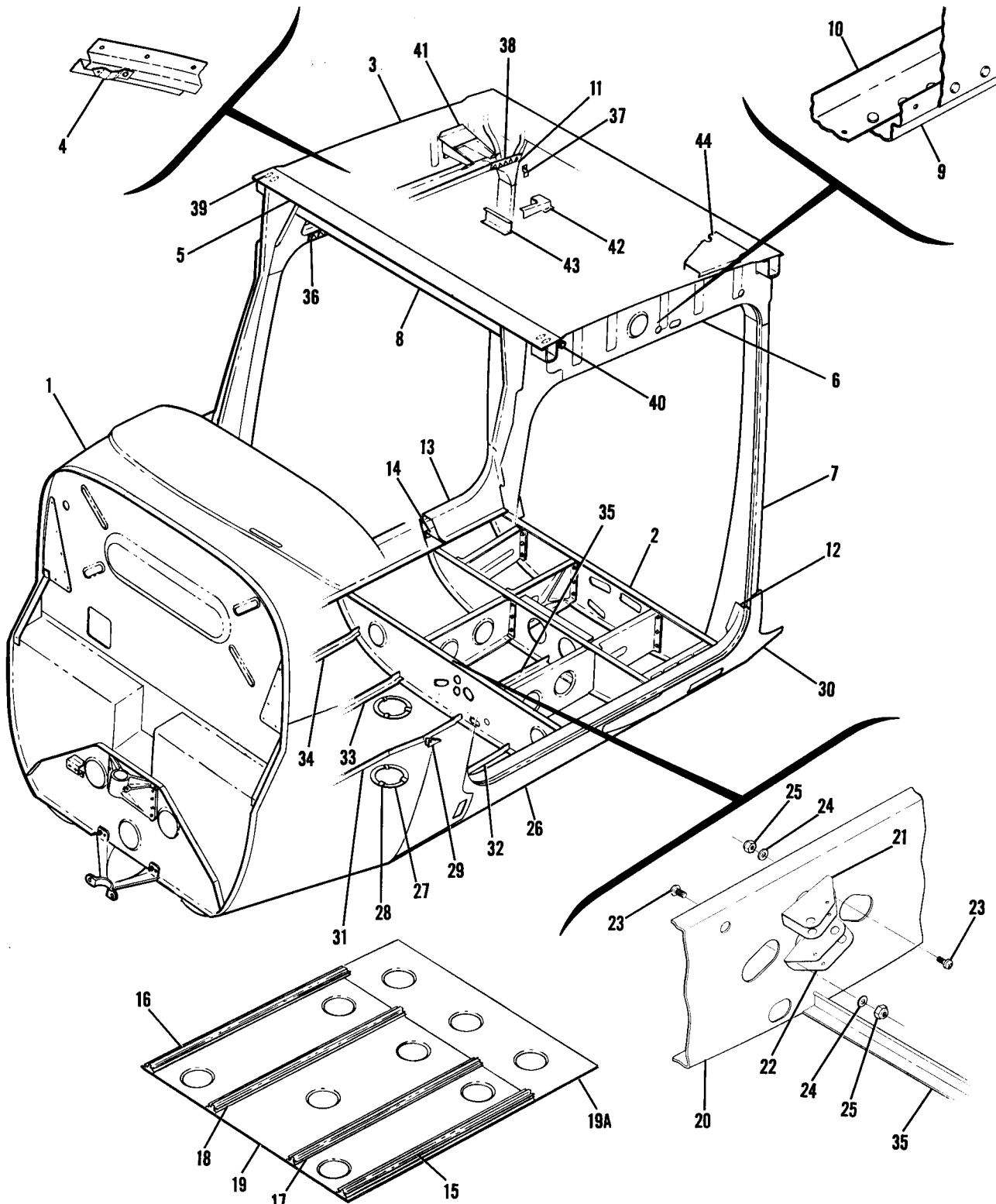
| FIGURE AND INDEX NO. | PART NUMBER | DESCRIPTION   | UNITS PER ASSY | USABLE ON CODE |
|----------------------|-------------|---|----------------|----------------|
|                      |             |   |                |                |
| 28 -                 | 0591102-1   | FRONT & CENTER SECTION ASSEMBLY-FUSELAGE -----  | 1              | A              |
|                      | 0591102-3   | FRONT & CENTER SECTION ASSEMBLY-FUSELAGE -----  | 1              | C              |
|                      | 0591102-2   | FRONT & CENTER SECTION ASSEMBLY-FUSELAGE -----  | 1              | B              |
| - 1                  | SEE FIG 31  | FRONT SECTION ASSEMBLY-FUSELAGE -----   | 1              |                |
| - 2                  | SEE FIG 46  | BULKHEAD ASSEMBLY-LANDING GEAR -----  | 1              |                |
| - 3                  | 0511114-9   | TOP ASSEMBLY-CABIN -----  | 1              |                |
| - 4                  | 0411580     | HANGER-INTERIOR TRIM -----  | 2              |                |
| - 5                  | 0511000-24  | CAP-FUSELAGE FRONT SPAR -----   | 1              |                |
| - 6                  | 0511000-43  | RIB-FUSELAGE FORWARD SECTION LH -----   | 1              |                |
|                      | 0511000-44  | RIB-FUSELAGE FORWARD SECTION RH -----   | 1              |                |
| - 7                  | SEE FIG 44  | BULKHEAD ASSEMBLY-STA 65.33 -----   | 1              |                |
| - 8                  | 0513312-1   | RETAINER-WINDSHIELD TOP -----   | 1              |                |
| - 9                  | 0511000-6   | FRAME-DOOR UPPER OUTBOARD LH -----  | 1              |                |
|                      | 0511000-7   | FRAME-DOOR UPPER OUTBOARD RH -----  | 1              |                |
| -10                  | 0511000-22  | FRAME-DOOR UPPER INBOARD LH -----   | 1              |                |
|                      | 0511000-23  | FRAME-DOOR UPPER INBOARD RH -----   | 1              |                |
| -11                  | 0511000-9   | GUSSET-UPPER REAR DOOR JAMB RH -----  | 1              |                |
|                      | 0511000-8   | GUSSET-UPPER REAR DOOR JAMB LH -----  | 1              |                |
| -12                  | 0511116-12  | SILL ASSEMBLY-DOOR LOWER LH -----   | 1              |                |
| -13                  | 0511116-13  | SILL ASSEMBLY-DOOR LOWER RH -----   | 1              |                |
| -14                  | 0511291-2   | SUPPORT-LOWER DOOR SILL RH -----  | 1              |                |
|                      | 0511291-1   | SUPPORT-LOWER DOOR SILL LH -----  | 1              |                |
| -15                  | 0511480-1   | FLOORBOARD ASSEMBLY-FUSELAGE CENTER SECTION -----<br>FORWARD WHEN EXHAUSTED USE 0511480-3 | 1              | D              |
|                      | 0511480-3   | FLOORBOARD ASSEMBLY-FUSELAGE CENTER SECTION -----   | 1              | C              |
| -16                  | 0511240-1   | SEAT RAIL-INBOARD RH -----  | 1              |                |
| -17                  | 0511240-2   | SEAT RAIL-OUTBOARD LH -----   | 1              |                |
| -18                  | 0511240-3   | SEAT RAIL-OUTBOARD RH -----   | 1              |                |
| -19                  | 0511240-4   | SEAT RAIL-INBOARD LH -----  | 1              |                |
|                      | 0511480-2   | FLOORBOARD-STA 27.03 TO 56.70 WHEN EXHAUSTED -----<br>USE 0511480-4                       | 1              | D              |
|                      | 0511480-4   | FLOORBOARD-STA 27.03 TO 56.70 -----   | 1              | C              |
| -19A                 | 0511249-1   | COVER PLATE-FLOORBOARD -----  | 1              | C              |
| -19B                 | AN525-832R7 | SCREW -----   | 12             | C              |
|                      | NAS680A08K  | NUT PLATE -----   | 12             | C              |
| -20                  | 0511479-1   | FLOORBOARD-FUSELAGE CENTER SECTION AFT -----  | 1              |                |
| -21                  | 0510183     | BULKHEAD-TUNNEL AFT LH -----  | 1              |                |
| -22                  | 0510183-1   | BULKHEAD-TUNNEL AFT RH -----  | 1              |                |
| -23                  | NAS395-12   | NUT -----   | 9              |                |
| -24                  | 0510129-3   | PLATE-TUNNEL REAR -----   | 1              |                |
| -25                  | 0511290-1   | BULKHEAD ASSEMBLY-STA 44.00 -----   | 1              |                |
| -26                  | 0511192     | BRACKET-FUEL SELECTOR VALVE -----   | 1              |                |
| -27                  | 0411447     | BRACKET-ELEVATOR PULLEY -----<br>ATTACHING PARTS  | 1              |                |
| -28                  | AN520-10R7  | SCREW -----   | 1              |                |
| -29                  | MS21044N3   | NUT -----   | 1              |                |
| -30                  | 0510201-2   | SKIN-FUSELAGE CENTER SECTION LOWER -----  | 1              |                |
| -31                  | S226-3      | DOUBLER-INSPECTION OPENING -----  | 2              |                |
| -32                  | NAS395-14-3 | NUT -----   | 6              |                |
| -33                  | 0311752-16  | BRACKET-TAB PULLEY -----  | 1              |                |
| -34                  | 0510174     | BRACKET-FLAP PULLEY -----   | 1              |                |
| -35                  | 0511000-60  | RUB STRIP -----   | 1              |                |
| -36                  | 0511295-2   | SKIN-LANDING GEAR BULKHEAD -----  | 1              |                |
| -37                  | 0511488-1   | STRINGER-FUSELAGE CENTER SECTION -----  | 1              |                |

CONTINUED ON NEXT PAGE

| FIGURE AND INDEX NO. | PART NUMBER | DESCRIPTION  |   |   |   |   |   |   | UNITS PER ASSY | USABLE ON CODE |
|----------------------|-------------|--|---|---|---|---|---|---|----------------|----------------|
|                      |             | 1  | 2 | 3 | 4 | 5 | 6 | 7 |                |                |
| 28 -38               | 0511486-2   | ANGLE-RH -----   |   |   |   |   |   |   | 1              |                |
|                      | 0511486-1   | ANGLE-LH -----   |   |   |   |   |   |   | 1              |                |
| -39                  | 0511486-3   | ANGLE-LH -----   |   |   |   |   |   |   | 1              |                |
| -40                  | 0511486-4   | ANGLE-RH -----   |   |   |   |   |   |   | 1              |                |
| -41                  | 0700326-1   | BRACKET-REAR SEAT VENT -----   |   |   |   |   |   |   | 2              |                |
| -42                  | 0511153     | RETAINER ASSEMBLY-HEADLINER -----  |   |   |   |   |   |   | 2              |                |
| -43                  | 0511150-1   | BRACKET-UPHOLSTERY RH -----  |   |   |   |   |   |   | 1              |                |
|                      | 0511150     | BRACKET-UPHOLSTERY LH -----  |   |   |   |   |   |   | 1              |                |
| -44                  | 0500235-1   | RETAINER-HEADLINER -----   |   |   |   |   |   |   | 1              |                |
| -45                  | NAS444-4    | NUTPLATE -----   |   |   |   |   |   |   | 4              |                |
| -46                  | MS35489-118 | GROMMET -----  |   |   |   |   |   |   | 2              |                |
| -47                  | 0700326-1   | BRACKET-REAR SEAT VENT -----   |   |   |   |   |   |   | 2              |                |
| -48                  | 0511483-1   | BRACKET-CONSOLE -----  |   |   |   |   |   |   | 1              |                |
| -49                  | 0511484-1   | BRACKET-CONSOLE -----  |   |   |   |   |   |   | 1              |                |
| -50                  | 0511485-1   | BRACKET-SPEAKER -----  |   |   |   |   |   |   | 2              |                |
|                      |             | A---172 SERIAL 17249545 THRU 17250572<br>F172 SERIAL F172-0001 THRU F172-0018  |   |   |   |   |   |   |                |                |
|                      |             | B---P172 SERIAL P17257120 THRU P17257188<br>FP172 SERIAL FP172-0001 THRU FP172-0003  |   |   |   |   |   |   |                |                |
|                      |             | C---172 SERIAL 17250573 THRU 17251822<br>F172 SERIAL F172-0019 THRU F172-0085  |   |   |   |   |   |   |                |                |
|                      |             | D---172 SERIAL 17249545 THRU 17250572<br>F172 SERIAL F172-0001 THRU F172-0018<br>P172 SERIAL P17257120 THRU P17257188<br>FP172 SERIAL FP172-0001 THRU FP172-0003 |   |   |   |   |   |   |                |                |

| FIGURE AND INDEX NO.   | PART NUMBER | DESCRIPTION                                    | UNITS PER ASSY | USABLE ON CODE |
|------------------------|-------------|--|----------------|----------------|
|                        |             | <b>1 2 3 4 5 6 7</b>                           |                |                |
| 29 -                   | 0591102-5   | FRONT & CENTER SECTION ASSEMBLY-FUSELAGE ----- | 1              | A              |
|                        | 0591102-7   | FRONT & CENTER SECTION ASSEMBLY-FUSELAGE ----- | 1              | B              |
|                        | 0591102-8   | FRONT & CENTER SECTION ASSEMBLY-FUSELAGE ----- | 1              | F              |
|                        | 0591102-14  | FRONT & CENTER SECTION ASSEMBLY-FUSELAGE ----- | 1              | G              |
|                        | 0591102-12  | FRONT & CENTER SECTION ASSEMBLY-FUSELAGE ----- | 1              | E              |
| - 1                    | SEE FIG 32  | FRONT SECTION ASSEMBLY-FUSELAGE -----          | 1              | D              |
|                        | SEE FIG 33  | FRONT SECTION ASSEMBLY-FUSELAGE -----          | 1              | C              |
| - 2                    | SEE FIG 46  | BULKHEAD ASSEMBLY-LANDING GEAR -----           | 1              |                |
| - 3                    | 0511114-9   | TOP ASSEMBLY-CABIN -----                       | 1              |                |
| - 4                    | 0411680     | HANGER-INTERIOR TRIM -----                     | 2              |                |
| - 5                    | 0511000-24  | CAP-FUSELAGE FRONT SPAR -----                  | 1              |                |
| - 6                    | 0511000-43  | RIB-FUSELAGE FORWARD SECTION LH -----          | 1              |                |
|                        | 0511000-44  | RIB-FUSELAGE FORWARD SECTION RH -----          | 1              |                |
| - 7                    | SEE FIG 44  | BULKHEAD ASSEMBLY-STA 65.33 -----              | 1              |                |
| - 8                    | 0513312-1   | RETAINER-WINDSHIELD TOP -----                  | 1              |                |
| - 9                    | 0511000-6   | FRAME-DOOR UPPER OUTBOARD LH -----             | 1              |                |
|                        | 0511000-7   | FRAME-DOOR UPPER OUTBOARD RH -----             | 1              |                |
| -10                    | 0511000-22  | FRAME-DOOR UPPER INBOARD LH -----              | 1              |                |
|                        | 0511000-23  | FRAME-DOOR UPPER INBOARD RH -----              | 1              |                |
| -11                    | 0511000-9   | GUSSET-UPPER REAR DOOR JAMB RH -----           | 1              |                |
|                        | 0511000-8   | GUSSET-UPPER REAR DOOR JAMB LH -----           | 1              |                |
| CONTINUED ON NEXT PAGE |             |  |                |                |

Fuselage (Cont)



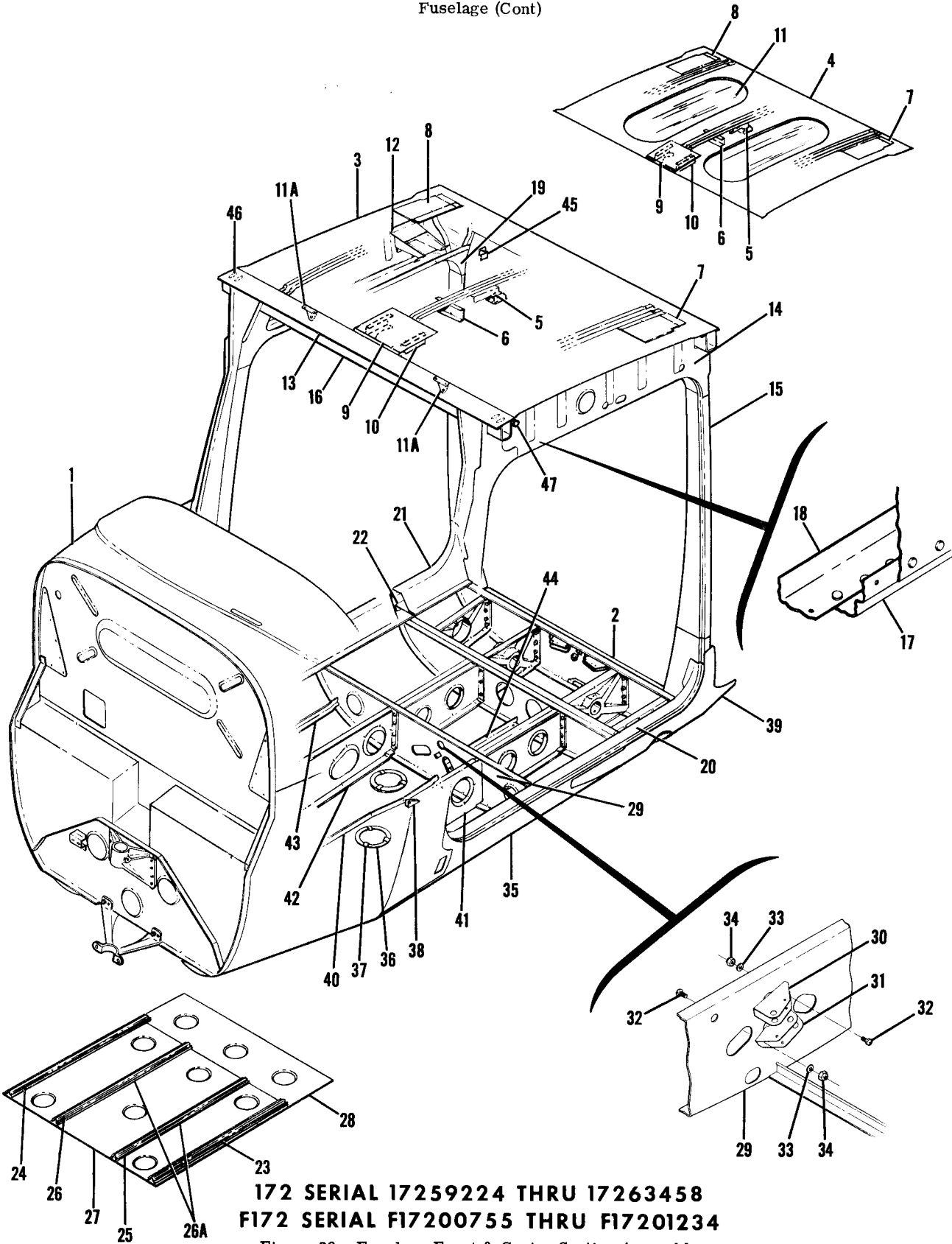
F172 SERIAL F172-0086 THRU F17200754  
172 SERIAL 17251823 THRU 17259223

Figure 29. Fuselage Front & Center Section Assembly



| FIGURE AND INDEX NO. | PART NUMBER | DESCRIPTION   |   |   |   |   |   |   | UNITS PER ASSY | USABLE ON CODE |
|----------------------|-------------|---|---|---|---|---|---|---|----------------|----------------|
|                      |             | 1   | 2 | 3 | 4 | 5 | 6 | 7 |                |                |
| 29 -12               | 0511116-12  | SILL ASSEMBLY-DOOR LOWER LH -----   |   |   |   |   |   |   | 1              |                |
| -13                  | 0511116-13  | SILL ASSEMBLY-DOOR LOWER RH -----   |   |   |   |   |   |   | 1              |                |
| -14                  | 0511291-2   | SUPPORT-LOWER DOOR SILL RH -----  |   |   |   |   |   |   | 1              |                |
|                      | 0511291-1   | SUPPORT-LOWER DOOR SILL LH -----  |   |   |   |   |   |   | 1              |                |
|                      | 0511480-5   | FLOORBOARD ASSEMBLY-FUSELAGE CENTER SECTION WEU 0511480-7 -----   |   |   |   |   |   |   | 1              | K              |
|                      | 0511480-7   | FLOORBOARD ASSEMBLY-FUSELAGE CENTER SECTION -----   |   |   |   |   |   |   | 1              | L              |
| -15                  | 0511240-2   | SEAT RAIL-OUTBOARD LH -----   |   |   |   |   |   |   | 1              | H              |
|                      | 0511240-7   | SEAT RAIL-OUTBOARD LH -----   |   |   |   |   |   |   | 1              | J              |
| -16                  | 0511240-3   | SEAT RAIL-OUTBOARD RH -----   |   |   |   |   |   |   | 1              | H              |
|                      | 0511240-8   | SEAT RAIL-OUTBOARD RH -----   |   |   |   |   |   |   | 1              | J              |
| -17                  | 0511240-5   | SEAT RAIL-INBOARD LH -----  |   |   |   |   |   |   | 1              | H              |
|                      | 0511240-9   | SEAT RAIL-INBOARD LH -----  |   |   |   |   |   |   | 1              | J              |
| -18                  | 0511240-6   | SEAT RAIL-INBOARD RH -----  |   |   |   |   |   |   | 1              | H              |
|                      | 0511240-10  | SEAT RAIL-INBOARD RH -----  |   |   |   |   |   |   | 1              | J              |
|                      | NAS680A08K  | NUTPLATE -----  |   |   |   |   |   |   | 4              | K              |
| -19                  | 0511480-6   | FLOORBOARD-STA. 27.41 TO 56.32 WEU 0511480-8 -----  |   |   |   |   |   |   | 1              | K              |
|                      | 0511480-8   | FLOORBOARD-STA 27.41 TO 56.32 -----   |   |   |   |   |   |   | 1              | J              |
| -19A                 | 0511479-1   | FLOORBOARD -----  |   |   |   |   |   |   | 1              |                |
| -20                  | 0511497-1   | BULKHEAD ASSEMBLY-STA 44.00 -----   |   |   |   |   |   |   | 1              |                |
| -21                  | 0511498-1   | BRACKET-PULLEY -----  |   |   |   |   |   |   | 1              |                |
| -22                  | 0511499-1   | BRACKET-PULLEY -----  |   |   |   |   |   |   | 1              |                |
|                      |             | ATTACHING PARTS   |   |   |   |   |   |   |                |                |
| -23                  | AN520-10R6  | SCREW -----   |   |   |   |   |   |   | 1              |                |
| -24                  | AN960-8     | WASHER -----  |   |   |   |   |   |   | 1              |                |
| -25                  | MS21044N3   | NUT -----   |   |   |   |   |   |   | 1              |                |
|                      |             | ---*---   |   |   |   |   |   |   |                |                |
| -26                  | 0510201-4   | SKIN-FUSELAGE CENTER SECTION LOWER -----  |   |   |   |   |   |   | 1              |                |
| -27                  | S226-3      | DOUBLER -----   |   |   |   |   |   |   | 2              |                |
| -28                  | NAS395-14-3 | NUT -----   |   |   |   |   |   |   | 6              |                |
| -29                  | 0511254-1   | BRACKET-PULLEY -----  |   |   |   |   |   |   | 1              |                |
| -30                  | 0511295-2   | SKIN-LANDING GEAR BULKHEAD -----  |   |   |   |   |   |   | 1              |                |
| -31                  | 0511486-5   | ANGLE -----   |   |   |   |   |   |   | 1              |                |
| -32                  | 0511486-4   | ANGLE-RH -----  |   |   |   |   |   |   | 1              |                |
| -33                  | 0511486-3   | ANGLE-LH -----  |   |   |   |   |   |   | 1              |                |
| -34                  | 0511486-2   | ANGLE-RH -----  |   |   |   |   |   |   | 1              |                |
|                      | 0511486-1   | ANGLE-LH -----  |   |   |   |   |   |   | 1              |                |
| -35                  | 0511292-3   | ANGLE -----   |   |   |   |   |   |   | 1              |                |
| -36                  | 0511153     | RETAINER-HEADLINER -----  |   |   |   |   |   |   | 2              |                |
| -37                  | 0511150-1   | BRACKET-UPHOLSTERY RH -----   |   |   |   |   |   |   | 1              |                |
|                      | 0511150     | BRACKET-UPHOLSTERY LH -----   |   |   |   |   |   |   | 1              |                |
| -38                  | 0500235-1   | RETAINER-HEADLINER -----  |   |   |   |   |   |   | 2              |                |
| -39                  | S1863-3     | NUT TIN -----   |   |   |   |   |   |   | 4              |                |
| -40                  | MS35489-118 | GROMMET -----   |   |   |   |   |   |   | 2              |                |
| -41                  | 0700326-1   | BRACKET-REAR SEAT VENT -----  |   |   |   |   |   |   | 2              | D              |
| -42                  | 0511483-1   | BRACKET-CONSOLE -----   |   |   |   |   |   |   | 1              |                |
| -43                  | 0511484-1   | BRACKET-CONSOLE -----   |   |   |   |   |   |   | 1              |                |
| -44                  | 1210032-1   | VIBRATION DAMPENER-LH -----   |   |   |   |   |   |   | 1              |                |
|                      | 1210032-2   | VIBRATION DAMPENER-RH -----   |   |   |   |   |   |   | 1              |                |
|                      |             | <p>A---172 SERIAL 17251823 THRU 17253392<br/>           F172 SERIAL F172-0086 THRU F172-0179</p> <p>B---172 SERIAL 17253393 THRU 17254892<br/>           F172 SERIAL F172-0180 THRU F172-0319</p> <p>C---172 SERIAL 17254893 THRU 17259223<br/>           F172 SERIAL F172-0320 THRU F17200754</p> <p>D---172 SERIAL 17251823 THRU 17254892<br/>           F172 SERIAL F172-0086 THRU F172-0319</p> <p>E---172 SERIAL 17256513 THRU 17259223</p> <p>F---172 SERIAL 17254893 THRU 17256512<br/>           F172 SERIAL F172-0320 THRU F172-0559</p> <p>G---F172 SERIAL F172-0560 THRU F17200754</p> <p>H---172 SERIAL 17251823 THRU 17258656<br/>           F172 SERIAL F172-0086 THRU F17200739</p> <p>J---172 SERIAL 17258657 THRU 17259223<br/>           F172 SERIAL F17200740 THRU F17200755</p> <p>K---172 SERIAL 17251823 THRU 17258890<br/>           F172 SERIAL F172-0086 THRU F17200754</p> <p>L---172 SERIAL 17258891 THRU 17259223<br/>           F172 SERIAL F17200755 THRU F17200754</p> |   |   |   |   |   |   |                |                |

Fuselage (Cont)





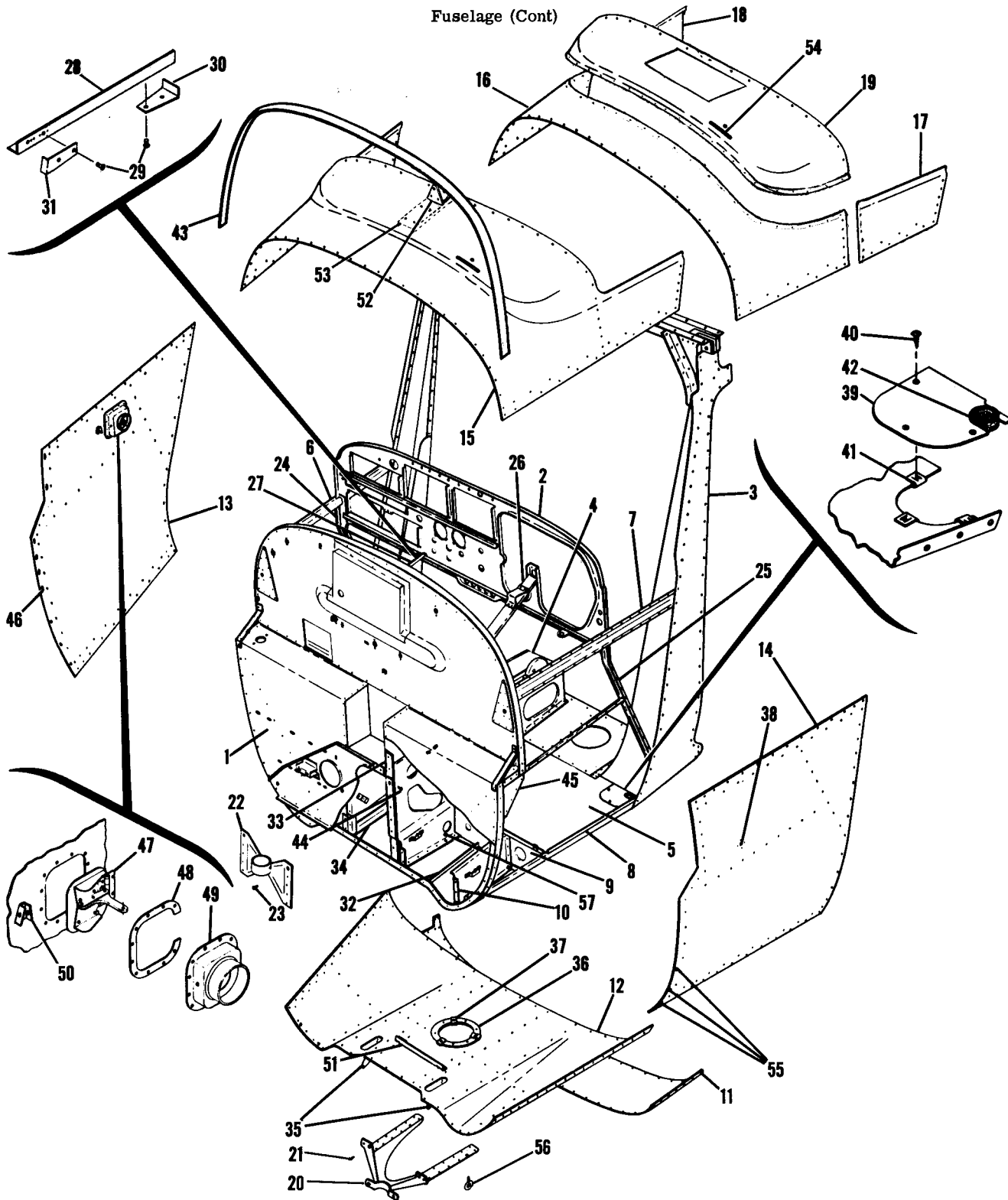
| FIGURE AND INDEX NO. | PART NUMBER | DESCRIPTION   | UNITS PER ASSY | USABLE ON CODE |
|----------------------|-------------|---|----------------|----------------|
|                      |             | <b>1 2 3 4 5 6 7</b>  |                |                |
| 30 -                 | 0591102-18  | FRONT & CENTER SECTION ASSY-FUSELAGE 172 -----                | 1              | A              |
|                      | 0591102-19  | FRONT & CENTER SECTION ASSY-FUSELAGE 172 WITH SKYLIGHT -----  | 1              | A              |
|                      | 0591102-20  | FRONT & CENTER SECTION ASSY-FUSELAGE F172 -----               | 1              | B              |
|                      | 0591102-21  | FRONT & CENTER SECTION ASSY-FUSELAGE F172 WITH SKYLIGHT ----- | 1              | B              |
|                      | 0591102-24  | FRONT & CENTER SECTION ASSY-FUSELAGE -----                    | 1              | E              |
|                      | 0591102-28  | FRONT & CENTER SECTION ASSY-FUSELAGE -----                    | 1              | H              |
|                      | 0591102-30  | FRONT & CENTER SECTION ASSY-FUSELAGE -----                    | 1              | J              |
|                      | 0591102-32  | FRONT & CENTER SECTION ASSY-FUSELAGE -----                    | 1              | K              |
|                      | 0591102-25  | FRONT & CENTER SECTION ASSY-FUSELAGE WITH SKYLIGHT -----      | 1              | E              |
|                      | 0591102-29  | FRONT & CENTER SECTION ASSY-FUSELAGE WITH SKYLIGHT -----      | 1              | H              |
|                      | 0591102-31  | FRONT & CENTER SECTION ASSY-FUSELAGE WITH SKYLIGHT -----      | 1              | J              |
|                      | 0591102-33  | FRONT & CENTER SECTION ASSY-FUSELAGE WITH SKYLIGHT -----      | 1              | K              |
| - 1                  | SEE FIG 33  | FRONT SECTION ASSEMBLY-FUSELAGE -----                         | 1              |                |
| - 2                  | SEE FIG 47  | BULKHEAD ASSEMBLY-LANDING GEAR -----                          | 1              |                |
| - 3                  | 0511801-4   | TOP ASSEMBLY-CABIN -----                                      | 1              |                |
| - 4                  | 0511800-2   | TOP ASSEMBLY-CABIN SKYLIGHT WEU 0511800-5 -----               | 1              | D              |
|                      | 0511800-5   | TOP ASSEMBLY-CABIN SKYLIGHT BRONZE -----                      | 1              | C              |
| - 5                  | 0413495-1   | BRACKET ASSEMBLY-CONSOLE -----                                | 1              |                |
| - 6                  | 0511484-2   | BRACKET-CONSOLE -----   | 1              |                |
| - 7                  | 0511798-3   | VIBRATION DAMPENER LH -----                                   | 1              |                |
| - 8                  | 0511798-4   | VIBRATION DAMPENER RH -----                                   | 1              |                |
| - 9                  | 0511799-3   | GUSSET -----  | 1              |                |
| -10                  | 0513426-1   | SUPPORT-SPEAKER -----   | 2              |                |
| -11                  | 0511797-1   | WINDOW-SKYLIGHT -----   | 2              | D              |
|                      | 0511797-2   | WINDOW-SKYLIGHT BRONZE -----                                  | 2              | C              |
|                      | 0411174-3   | FRAME-SKYLIGHT WINDOW -----                                   | 2              |                |
|                      | 0414014-1   | BRACKET-WINDOW TRIM -----                                     | 4              |                |
|                      | 0414014-2   | BRACKET-WINDOW TRIM -----                                     | 12             |                |
|                      | S1055-1     | CHANNEL 45.0 IN LG BULK ITEM REF S1055-1-45.0 -----           | 2              |                |
| -11A                 | 0513399-1   | BRACKET-FUEL TUBE -----                                       | 2              | C              |
| -12                  |             | DELETED-NOT USED -----  |                |                |
| -13                  | 0511000-75  | CAP-FUSELAGE FRONT SPAR -----                                 | 1              |                |
| -14                  | 0511000-43  | RIB-FUSELAGE FORWARD SECTION LH -----                         | 1              |                |
|                      | 0511000-44  | RIB-FUSELAGE FORWARD SECTION RH -----                         | 1              |                |
| -15                  | SEE FIG 45  | BULKHEAD ASSEMBLY-STA. 65.33 -----                            | 1              |                |
| -16                  | 0513312-1   | RETAINER-WINDSHIELD TOP -----                                 | 1              |                |
| -17                  | 0511000-6   | FRAME-DOOR UPPER OUTBOARD LH -----                            | 1              |                |
|                      | 0511000-7   | FRAME-DOOR UPPER OUTBOARD RH -----                            | 1              |                |
| -18                  | 0511000-22  | FRAME-DOOR UPPER INBOARD LH -----                             | 1              |                |
|                      | 0511000-23  | FRAME-DOOR UPPER INBOARD RH -----                             | 1              |                |
| -19                  | 0511000-73  | GUSSET ASSEMBLY-UPPER REAR DOOR JAMB RH -----                 | 1              |                |
|                      | 0511000-74  | GUSSET ASSEMBLY-UPPER REAR DOOR JAMB LH -----                 | 1              |                |
|                      |             | ATTACHING PARTS   |                |                |
|                      | AN525-832R9 | SCREW -----   | 7              |                |
|                      | AN960-8L    | WASHER -----  | 7              |                |
|                      | MS21044N08  | NUT -----   | 7              |                |
|                      |             | -----*  |                |                |
|                      | NAS680A4    | NUTPLATE -----  | 1              |                |
| -20                  | 0511116-12  | SILL ASSEMBLY-DOOR LOWER LH -----                             | 1              |                |
| -21                  | 0511116-13  | SILL ASSEMBLY-DOOR LOWER RH -----                             | 1              |                |
| -22                  | 0511291-2   | SUPPORT-LOWER DOOR SILL RH -----                              | 1              |                |
|                      | 0511291-1   | SUPPORT-LOWER DOOR SILL LH -----                              | 1              |                |
|                      | 0511480-9   | FLOORBOARD ASSY-FUSELAGE CENTER SECTION WEU 0511480-11 -----  | 1              | G              |
|                      | 0511480-11  | FLOORBOARD ASSY-FUSELAGE CENTER SECTION -----                 | 1              | F              |
| -23                  | 0511240-11  | SEATRAIL-OUTBOARD LH -----                                    | 1              | G              |
|                      | 0511243-3   | SEATRAIL-OUTBOARD LH -----                                    | 1              | F              |
| -24                  | 0511240-12  | SEATRAIL-OUTBOARD RH -----                                    | 1              | G              |
|                      | 0511243-2   | SEATRAIL-OUTBOARD RH -----                                    | 1              | F              |
| -25                  | 0511240-15  | SEATRAIL-INBOARD LH -----                                     | 1              | G              |
| -26                  | 0511240-14  | SEATRAIL-INBOARD RH -----                                     | 1              | G              |
| -26A                 | 0511243-1   | SEATRAIL-INBOARD -----  | 2              | F              |
| -27                  | 0511480-10  | FLOORBOARD-STA 27.41 TO 56.32 -----                           | 1              |                |
| -28                  | 0511479-2   | FLOORBOARD-CENTER SECTION AFT -----                           | 1              |                |
|                      |             | ATTACHING PARTS   |                |                |
|                      | NAS220-12   | SCREW -----   | 4              |                |
|                      | AN960-8     | WASHER -----  | 26             |                |
|                      | MS21044N08  | NUT -----   | 26             |                |
|                      | NAS220-10   | SCREW -----   | 8              |                |
|                      | NAS220-9    | SCREW -----   | 14             |                |
|                      |             | -----*  |                |                |

CONTINUED ON NEXT PAGE

| FIGURE AND INDEX NO.   | PART NUMBER | DESCRIPTION                               | UNITS PER ASSY | USABLE ON CODE |
|--|-------------|---|----------------|----------------|
|  |             |   |                |                |
| 30 -29   | 0511497-3   | BULKHEAD ASSEMBLY-STA 44.00 -----         | 1              |                |
| -30  | 0511498-1   | BRACKET-PULLEY -----                      | 1              |                |
| -31  | 0511499-1   | BRACKET-PULLEY -----                      | 1              |                |
|  |             | ATTACHING PARTS                           |                |                |
| -32  | AN520-10R6  | SCREW -----                               | 1              |                |
| -33  | AN960-8     | WASHER -----                              | 1              |                |
| -34  | MS21044N3   | NUT -----                                 | 1              |                |
|  |             | -----*                                    |                |                |
| -35  | 0510201-5   | SKIN-FUSELAGE CENTER SECTION LOWER -----  | 1              |                |
| -36  | S226-3      | DOUBLER -----                             | 2              |                |
| -37  | NAS395-14-3 | NUT -----                                 | 6              |                |
| -38  | 0511254-1   | BRACKET-PULLEY -----                      | 1              |                |
| -39  | 0511295-3   | SKIN-LANDING GEAR BULKHEAD -----          | 1              |                |
| -40  | 0511486-5   | ANGLE -----                               | 1              |                |
| -41  | 0512058-1   | BULKHEAD-LH STA. 27.03 TO STA. 44.0 ----- | 1              |                |
| -42  | 0512058-2   | BULKHEAD-RH STA. 27.03 TO STA. 44.0 ----- | 1              |                |
| -43  | 0511486-2   | ANGLE-RH -----                            | 1              |                |
|  | 0511486-1   | ANGLE-LH -----                            | 1              |                |
| -44  | 0511292-3   | ANGLE -----                               | 1              |                |
| -45  | 0511150-1   | BRACKET-UPHOLSTERY RH -----               | 1              |                |
|  | 0511150     | BRACKET-UPHOLSTERY LH -----               | 1              |                |
| -46  | S1863-3     | NUTPLATE -----                            | 4              |                |
| -47  | MS35489-118 | GRUMMET -----                             | 2              |                |
| <p>A---172 SERIAL 17259224 THRU 17259903<br/>                     B---F172 SERIAL F17200755 THRU F17200805<br/>                     C---172 SERIAL 17259904 THRU 17263458<br/>                         F172 SERIAL F17200805 THRU F17201234<br/>                     D---172 SERIAL 17259224 THRU 17259903<br/>                         F172 SERIAL F17200755 THRU F17200804<br/>                     E---172 SERIAL 17259904 THRU 17260758<br/>                         F172 SERIAL F17200805 THRU F17200904<br/>                     F---172 SERIAL 17260759 THRU 17263458<br/>                         F172 SERIAL F17200905 THRU F17201234<br/>                     G---172 SERIAL 17259224 THRU 17260758<br/>                         F172 SERIAL F17200755 THRU F17200904<br/>                     H---172 SERIAL 17260759 THRU 17261466<br/>                         F172 SERIAL F17200905 THRU F17200984<br/>                     J---172 SERIAL 17261467 THRU 17261898<br/>                         F172 SERIAL F17200985 THRU F17201034<br/>                     K---172 SERIAL 17261899 THRU 17263458<br/>                         F172 SERIAL F17201035 THRU F17201234</p> |             |   |                |                |

This page intentionally left blank.

Fuselage (Cont)



172 SERIAL 17249545 THRU 17251822  
P172 SERIAL P17257120 THRU P17257188

Figure 31. Fuselage Front Section Structure Assembly



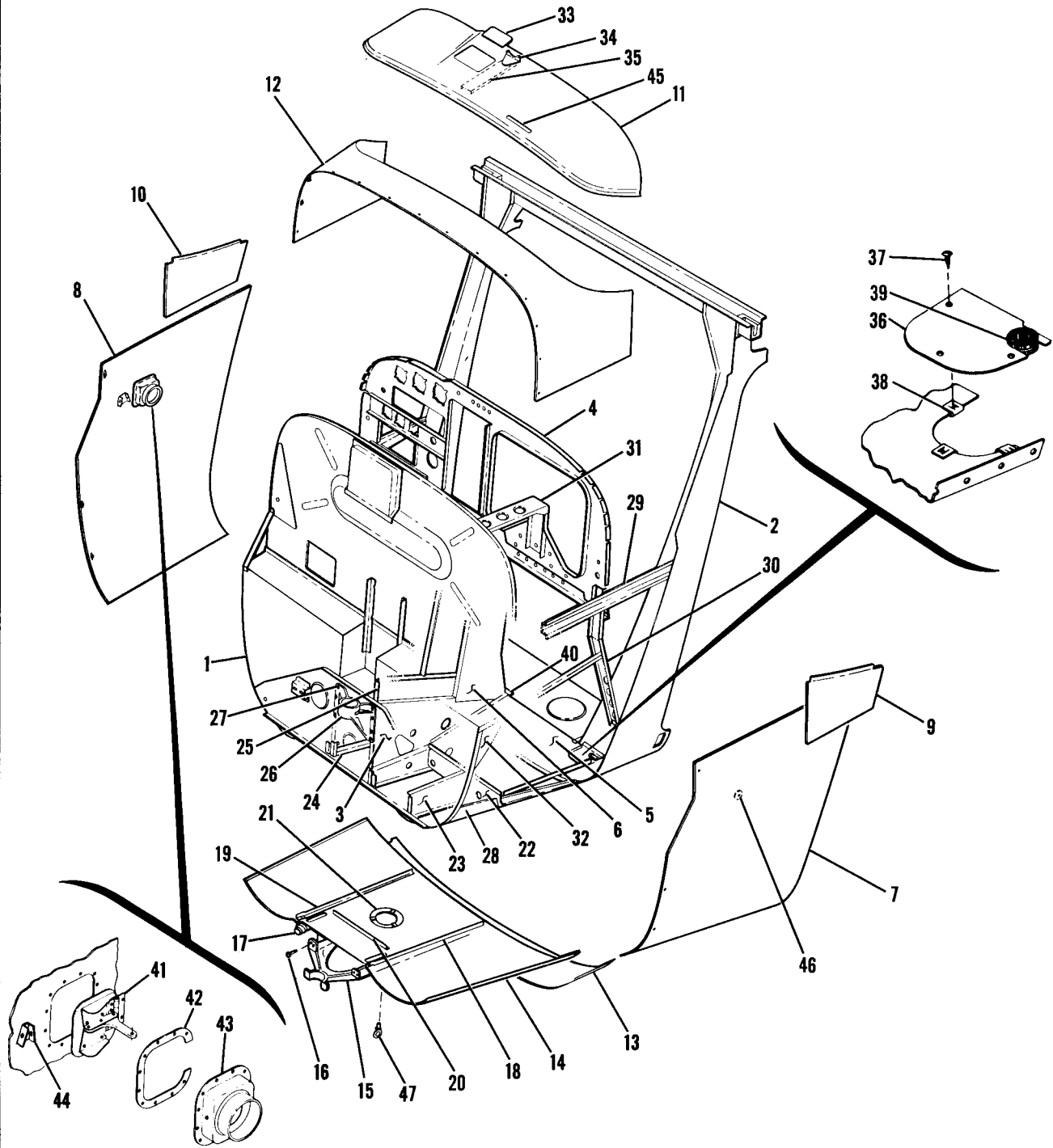
| FIGURE AND INDEX NO. | PART NUMBER    | DESCRIPTION   | UNITS PER ASSY | USABLE ON CODE |
|----------------------|----------------|---|----------------|----------------|
|                      |                |   |                |                |
| 31 -                 | 0591302-7      | STRUCTURE ASSEMBLY-FUSELAGE FRONT SECTION -----           | 1              | A              |
|                      | 0591302-9      | STRUCTURE ASSEMBLY-FUSELAGE FRONT SECTION -----           | 1              | B              |
|                      | 0591303-2      | STRUCTURE ASSEMBLY-FUSELAGE FRONT SECTION -----           | 1              | C              |
| - 1                  | SEE FIG 42     | FIREWALL ASSEMBLY -----                                   | 1              | C              |
|                      | SEE FIG 39     | FIREWALL ASSEMBLY -----                                   | 1              | A              |
| - 2                  | SEE FIG 99     | PANEL ASSEMBLY-STATIONARY -----                           | 1              | B              |
|                      | SEE FIG 100    | PANEL ASSEMBLY-STATIONARY -----                           | 1              | A              |
|                      | SEE FIG 102    | PANEL ASSEMBLY-STATIONARY -----                           | 1              | C              |
| - 3                  | SEE FIG 34     | BULKHEAD ASSEMBLY-FRONT DOORPOST -----                    | 1              |                |
| - 4                  | SEE FIG 36     | TUNNEL ASSEMBLY-FUSELAGE FORWARD -----                    | 1              |                |
| - 5                  | 0513131-1      | FLOORBOARD ASSEMBLY-FUSELAGE FRONT SECTION LH -----       | 1              |                |
|                      | 0513131-2      | FLOORBOARD ASSEMBLY-FUSELAGE FRONT SECTION RH -----       | 1              | D              |
|                      | 0513131-5      | FLOORBOARD ASSEMBLY-FUSELAGE FRONT SECTION RH -----       | 1              | C              |
| - 6                  | 0513132-4      | STRINGER ASSEMBLY-ENGINE MOUNT UPPER RH -----             | 1              |                |
| - 7                  | 0513132-3      | STRINGER ASSEMBLY-ENGINE MOUNT UPPER LH -----             | 1              |                |
|                      | 0513132-11     | BRACKET-ENGINE MOUNT ATTACHMENT -----                     | 1              |                |
| - 8                  | 0513132-1      | STRINGER ASSEMBLY-ENGINE MOUNT LOWER LH -----             | 1              |                |
|                      | 0513132-2      | STRINGER ASSEMBLY-ENGINE MOUNT LOWER RH -----             | 1              |                |
|                      | 0513132-9      | BRACKET-ENGINE MOUNT ATTACHMENT LH -----                  | 1              |                |
|                      | 0513132-10     | BRACKET-ENGINE MOUNT ATTACHMENT RH -----                  | 1              |                |
| - 9                  | 0513053-1      | BULKHEAD-FUSELAGE STA. 8.125 LH -----                     | 1              |                |
|                      | 0513053-4      | BULKHEAD-FUSELAGE STA. 8.125 RH -----                     | 1              |                |
| -10                  | 0513235-1      | BULKHEAD-RUDDER PEDAL OUTBOARD LH -----                   | 1              |                |
|                      | 0513054-4      | BULKHEAD-RUDDER PEDAL OUTBOARD RH -----                   | 1              |                |
| -11                  | 0513310-9      | SKIN-FRONT SECTION LOWER AFT WHEN EXHAUSTED -----         | 1              | D              |
|                      | USE 0513330-9  |   |                |                |
|                      | 0513330-9      | SKIN-FRONT SECTION LOWER AFT -----                        | 1              | C              |
| -12                  | 0513002-5      | SKIN-FRONT SECTION LOWER FWD WHEN EXHAUSTED -----         | 1              | A              |
|                      | USE 0513330-13 |   |                |                |
|                      | 0513330-13     | SKIN-FRONT SECTION LOWER FWD -----                        | 1              | A              |
|                      | 0513310-2      | SKIN-FRONT SECTION LOWER FWD WHEN EXHAUSTED -----         | 1              | B              |
|                      | USE 0513330-10 |   |                |                |
|                      | 0513362-10     | SKIN-FRONT SECTION LOWER FWD -----                        | 1              | C              |
| -13                  | 0513310-12     | SKIN-FRONT SECTION RH WHEN EXHAUSTED USE 0513330-8 -----  | 1              | B              |
|                      | 0513362-8      | SKIN-FRONT SECTION RH -----                               | 1              | C              |
|                      | 0513002-18     | SKIN-FRONT SECTION RH WHEN EXHAUSTED USE 0513330-12 ----- | 1              | A              |
|                      | 0513330-12     | SKIN-FRONT SECTION RH -----                               | 1              | A              |
| -14                  | 0513310-3      | SKIN-FRONT SECTION LH WHEN EXHAUSTED USE 0513330-7 -----  | 1              | B              |
|                      | 0513362-7      | SKIN-FRONT SECTION LH -----                               | 1              | C              |
|                      | 0513002-17     | SKIN-FRONT SECTION LH WHEN EXHAUSTED USE 0513330-11 ----- | 1              | A              |
|                      | 0513330-11     | SKIN-FRONT SECTION LH -----                               | 1              | A              |
| -15                  | 0513002-16     | SKIN-FRONT SECTION UPPER -----                            | 1              | A              |
|                      | 0513310-13     | SKIN-FRONT SECTION UPPER -----                            | 1              | B              |
| -16                  | 0513362-5      | SKIN-FRONT SECTION UPPER -----                            | 1              | C              |
| -17                  | 0513362-3      | SKIN-FRONT SECTION UPPER LH -----                         | 1              | C              |
| -18                  | 0513362-4      | SKIN-FRONT SECTION UPPER RH -----                         | 1              | C              |
| -19                  | 0513362-6      | SKIN-FRONT SECTION UPPER CENTER -----                     | 1              | C              |
| -20                  | 0543016-1      | FITTING-NOSE GEAR LOWER -----                             | 1              |                |
|                      |                | ATTACHING PARTS   |                |                |
| -21                  | AN3-5A         | BOLT -----  | 2              |                |
|                      | MS21044N3      | NUT -----   | 2              |                |
|                      |                | ---*---   |                |                |
| -22                  | 0543013-1      | FITTING-NOSE GEAR UPPER -----                             | 1              |                |
|                      |                | ATTACHING PARTS   |                |                |
| -23                  | AN4-6A         | BOLT -----  | 2              |                |
|                      | MS21042L4      | NUT -----   | 2              |                |
|                      |                | ---*---   |                |                |
| -24                  | 0513055-2      | BULKHEAD-INSTRUMENT PANEL SUPPORT RH -----                | 1              | D              |
|                      | 0513325-2      | BULKHEAD-INSTRUMENT PANEL SUPPORT RH -----                | 1              | C              |
| -25                  | 0513055-1      | BULKHEAD-INSTRUMENT PANEL SUPPORT LH -----                | 1              | D              |
|                      | 0513325-1      | BULKHEAD-INSTRUMENT PANEL SUPPORT LH -----                | 1              | C              |
| -26                  | 0513185-1      | BRACE ASSEMBLY-STATIONARY INSTRUMENT PANEL LH -----       | 1              | D              |
|                      | 0513323-1      | SUPPORT-PANEL TO FIREWALL LH -----                        | 1              | C              |
| -27                  | 0513152-1      | BRACE-STATIONARY INSTRUMENT PANEL RH -----                | 1              | D              |

CONTINUED ON NEXT PAGE

| FIGURE AND INDEX NO. | PART NUMBER | DESCRIPTION  | UNITS PER ASSY | USABLE ON CODE |
|----------------------|-------------|--|----------------|----------------|
|                      |             |  |                |                |
| 31 -28               | 0513323-2   | SUPPORT ASSEMBLY -----   | 1              | C              |
| -29                  | AN515-8R6   | ATTACHING PARTS<br>SCREW -----   | 4              | C              |
|                      |             | ---*---  |                |                |
|                      | NAS680A08   | NUT PLATE -----  | 2              |                |
|                      | NAS682A08   | NUT PLATE -----  | 2              |                |
| -30                  | 0513324-1   | BRACKET-SUPPORT -----  | 1              | C              |
| -31                  | 0513324-2   | BRACKET-SUPPORT -----  | 1              | C              |
| -32                  | 0513000-10  | ANGLE-BULKHEAD REINFORCEMENT LH -----  | 1              |                |
|                      | 0513000-9   | ANGLE-BULKHEAD REINFORCEMENT RH -----  | 1              |                |
| -33                  | 0513048-1   | ANGLE-LH -----   | 1              |                |
|                      | 0513048-2   | ANGLE-RH -----   | 1              |                |
| -34                  | 0513038-8   | ANGLE-RH -----   | 1              |                |
|                      | 0513038-7   | ANGLE-LH -----   | 1              |                |
| -35                  | 0543015-6   | BOOT-STEERING LINK -----   | 2              |                |
|                      | 0543026-1   | DOUBLER-STEERING LINK -----  | 2              |                |
| -36                  | S237-2      | DOUBLER -----  | 1              |                |
| -37                  | NAS395-14-3 | NUT -----  | 3              |                |
| -38                  | S347-1      | FLANGE-STATIC SOURCE -----   | 1              | E              |
|                      | S1141-2     | WASHER-STATIC SOURCE FLANGE -----  | 1              | B              |
|                      | S1141-1     | WASHER-STATIC SOURCE FLANGE -----  | 1              | C              |
| -39                  | 0713002-3   | COVER-WIRE HARNESS ACCESS -----  | 1              | D              |
|                      | 0713002-3   | COVER-WIRE HARNESS ACCESS -----  | 2              | C              |
|                      |             | ATTACHING PARTS  |                |                |
| -40                  | S1021-6-4   | SCREW -----  | 3              | D              |
|                      | S1021-6-4   | SCREW -----  | 6              | C              |
| -41                  | NAS395-3-3  | NUT -----  | 3              | D              |
|                      | NAS395-3-3  | NUT -----  | 6              | C              |
|                      |             | ---*---  |                |                |
| -42                  | MS35489-20  | GROMMET -----  | 1              | D              |
|                      | MS35489-20  | GROMMET -----  | 2              | C              |
| -43                  | 0513002-6   | STRIP-ASBESTOS -----   | 1              | A              |
| -44                  | AN3-4A      | BOLT -----   | 2              |                |
|                      | MS21044N3   | NUT -----  | 2              |                |
| -45                  | 0513137-1   | GUSSET-LH -----  | 1              |                |
|                      | 0513137-2   | GUSSET-RH -----  | 1              |                |
| -46                  | S1863-3A    | NUT -----  | 21             | E              |
|                      | S1863-3     | NUT -----  | 4              | C              |
|                      | S1862-2     | NUT -----  | 2              | C              |
| -47                  | 0713135-2   | DOOR ASSEMBLY-OUTSIDE AIR -----  | 1              |                |
| -48                  | 0713140-1   | SEAL -----   | 1              |                |
| -49                  | 0713139-1   | INLET-AIR -----  | 1              |                |
| -50                  | 0450286     | CLIP -----   | 1              |                |
| -51                  | 0513001-11  | ANGLE WHEN EXHAUSTED USE 0513322-1 -----   | 1              | D              |
|                      | 0513322-1   | ANGLE -----  | 1              | C              |
| -52                  | 0413204-2   | BRACKET-COMPASS MOUNTING -----   | 1              | D              |
|                      | 0413204-3   | BRACKET-COMPASS MOUNTING -----   | 1              | C              |
| -53                  | 0513310-14  | STIFFENER-BRACKET -----  | 1              | D              |
|                      | 0513326-1   | STIFFENER-BRACKET -----  | 1              | C              |
| -54                  | 0513345-1   | NOZZLE ASSEMBLY -----  | 1              | C              |
| -55                  | 0513157-1   | SNUBBER -----  | 10             | A              |
| -56                  | 0422344     | EYEBOLT-MOORING -----  | 1              |                |
|                      |             | ATTACHING PARTS  |                |                |
| -57                  | MS21042L5   | NUT -----  | 1              |                |
|                      |             | ---*---  |                |                |
|                      |             | A---P172 SERIAL P17257120 THRU P17257188<br>FP172 SERIAL FP172-0001 THRU FP172-0003  |                |                |
|                      |             | B---172 SERIAL 17249545 THRU 17250572<br>F172 SERIAL F172-0001 THRU F172-0018  |                |                |
|                      |             | C---172 SERIAL 17250573 THRU 17251822<br>F172 SERIAL F172-0019 THRU F172-0085  |                |                |
|                      |             | D---172 SERIAL 17249545 THRU 17250572<br>F172 SERIAL F172-0001 THRU F172-0018<br>P172 SERIAL P17257120 THRU P17257188<br>FP172 SERIAL FP172-0001 THRU FP172-0003 |                |                |
|                      |             | E---172 SERIAL 17249545 THRU 17251822<br>F172 SERIAL F172-0001 THRU F172-0085  |                |                |

This page intentionally left blank.

Fuselage (Cont)



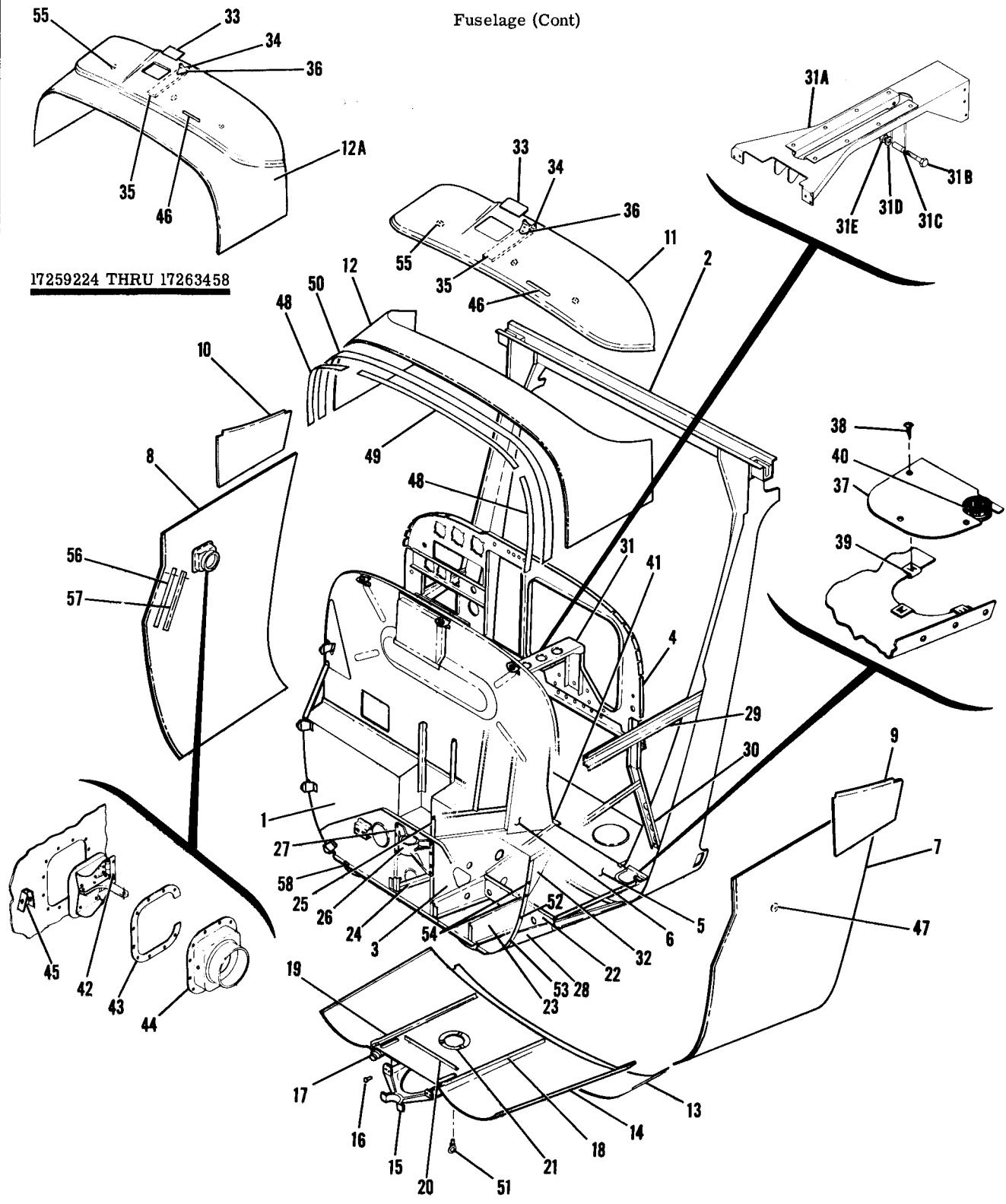
**172 SERIAL 17251823 THRU 17254892**

Figure 32. Fuselage Front Section Structure Assembly



| FIGURE AND INDEX NO. | PART NUMBER | DESCRIPTION   | UNITS PER ASSY | USABLE ON CODE |
|----------------------|-------------|---|----------------|----------------|
|                      |             | <b>1 2 3 4 5 6 7</b>  |                |                |
| 32 -                 | 0591304-1   | STRUCTURE ASSEMBLY-FUSELAGE FRONT SECTION -----                               | 1              | A              |
| - 1                  | SEE FIG 39  | FIREWALL ASSEMBLY -----   | 1              |                |
| - 2                  | SEE FIG 35  | BULKHEAD ASSEMBLY-FRONT DOORPOST -----  | 1              |                |
| - 3                  | SEE FIG 37  | TUNNEL COMPONENTS-FRONT SECTION -----   | 1              |                |
| - 4                  | SEE FIG 102 | PANEL ASSEMBLY-STATIONARY -----   | 1              |                |
| - 5                  | 0513375-1   | FLOORBOARD ASSEMBLY-LH -----  | 1              |                |
|                      | 0513375-2   | FLOORBOARD ASSEMBLY-RH -----  | 1              |                |
| - 6                  | SEE FIG 38  | CONSOLE STRUCTURE ASSEMBLY -----  | 1              |                |
| - 7                  | 0513362-7   | SKIN-FRONT SECTION LH -----   | 1              |                |
| - 8                  | 0513362-8   | SKIN-FRONT SECTION RH -----   | 1              |                |
| - 9                  | 0513362-3   | SKIN-UPPER SIDE LH -----  | 1              |                |
| -10                  | 0513362-4   | SKIN-UPPER SIDE RH -----  | 1              |                |
| -11                  | 0513362-6   | SKIN-UPPER -----  | 1              |                |
| -12                  | 0513362-5   | SKIN-UPPER -----  | 1              |                |
| -13                  | 0513362-9   | SKIN-LOWER AFT -----  | 1              |                |
| -14                  | 0513362-10  | SKIN-LOWER FWD -----  | 1              |                |
| -15                  | 0543016-1   | FITTING-NOSE GEAR LOWER -----   | 1              |                |
|                      |             | ATTACHING PARTS   |                |                |
| -16                  | AN3-5A      | BOLT -----  | 2              |                |
|                      | MS21044N3   | NUT -----   | 2              |                |
|                      |             | ---*---   |                |                |
| -17                  | 0543015-6   | BOOT-STEERING LINK -----  | 2              |                |
|                      | 0543026-1   | DOUBLER-STEERING LINK BOOT -----  | 2              |                |
| -18                  | 0513000-10  | ANGLE-BULKHEAD REINFORCEMENT LH -----   | 1              |                |
| -19                  | 0513000-9   | ANGLE-BULKHEAD REINFORCEMENT RH -----   | 1              |                |
| -20                  | 0513322-1   | ANGLE-REINFORCEMENT -----   | 1              |                |
| -21                  | S237-2      | DOUBLER -----   | 1              |                |
|                      | NAS395-14-3 | NUT -----   | 3              |                |
| -22                  | 0513053-1   | BULKHEAD-FUSELAGE STA 8.125 LH -----  | 1              |                |
|                      | 0513053-4   | BULKHEAD-FUSELAGE STA 8.125 RH -----  | 1              |                |
| -23                  | 0513235-1   | BULKHEAD-RUDDER PEDAL OUTBOARD LH -----                                       | 1              |                |
|                      | 0513054-4   | BULKHEAD-RUDDER PEDAL OUTBOARD RH -----                                       | 1              |                |
| -24                  | 0513038-8   | ANGLE-RH -----  | 1              |                |
|                      | 0513038-7   | ANGLE-LH -----  | 1              |                |
| -25                  | 0513369-1   | ANGLE-LH -----  | 1              |                |
|                      | 0513369-2   | ANGLE-RH -----  | 1              |                |
| -26                  | 0543013-1   | FITTING-NOSE GEAR UPPER -----   | 1              |                |
|                      |             | ATTACHING PARTS   |                |                |
| -27                  | NAS144-17   | BOLT -----  | 2              |                |
|                      | MS21042L4   | NUT -----   | 2              |                |
|                      |             | ---*---   |                |                |
| -28                  | 0513132-1   | STRINGER ASSEMBLY-ENGINE MOUNT LOWER LH -----                                 | 1              |                |
|                      | 0513132-2   | STRINGER ASSEMBLY-ENGINE MOUNT LOWER RH -----                                 | 1              |                |
| -29                  | 0513132-3   | STRINGER ASSEMBLY-ENGINE MOUNT UPPER LH -----                                 | 1              |                |
|                      | 0513132-4   | STRINGER ASSEMBLY-ENGINE MOUNT UPPER RH -----                                 | 1              |                |
| -30                  | 0513325-1   | BULKHEAD-LH -----   | 1              |                |
|                      | 0513325-2   | BULKHEAD-RH -----   | 1              |                |
| -31                  | 0513323-1   | SUPPORT-INSTRUMENT PANEL -----  | 1              |                |
| -32                  | 0513137-1   | GUSSET-LH -----   | 1              |                |
|                      | 0513137-2   | GUSSET-RH -----   | 1              |                |
| -33                  | 0513379-1   | PLATE -----   | 1              |                |
| -34                  | 0413204-3   | BRACKET-COMPASS -----   | 1              |                |
| -35                  | 0513326-1   | STIFFENER -----   | 1              |                |
| -36                  | 0713002-3   | COVER -----   | 2              |                |
|                      |             | ATTACHING PARTS   |                |                |
| -37                  | S102126-4   | SCREW -----   | 3              |                |
| -38                  | NAS395-3-3  | NUT -----   | 3              |                |
|                      |             | ---*---   |                |                |
| -39                  | MS35489-205 | GROMMET -----   | 2              |                |
| -40                  | 0513378-1   | SHEAR PLATE -----   | 1              |                |
| -41                  | 0713135-2   | DOOR ASSEMBLY-OUTSIDE AIR -----   | 1              |                |
| -42                  | 0713140-1   | SEAL -----  | 1              |                |
| -43                  | 0713139-1   | INLET ASSEMBLY -----  | 1              |                |
| -44                  | 0450286     | CLIP -----  | 1              |                |
| -45                  | 0513386-1   | NOZZLE ASSEMBLY -----   | 1              |                |
| -46                  | S347-1      | FLANGE -----  | 1              |                |
|                      | S1141-1     | WASHER -----  | 1              |                |
| -47                  | 0422344     | EYEBOLT-MOORING -----   | 1              |                |
|                      |             | ATTACHING PARTS   |                |                |
|                      | MS21042L5   | NUT -----   | 1              |                |
|                      |             | ---*---   |                |                |
|                      |             | A---172 SERIAL 17251823 THRU 17254892<br>F172 SERIAL F172-0086 THRU F172-0319 |                |                |

Fuselage (Cont)



172 SERIAL 17254893 THRU 17263458  
Figure 33. Fuselage Front Section Structure Assembly

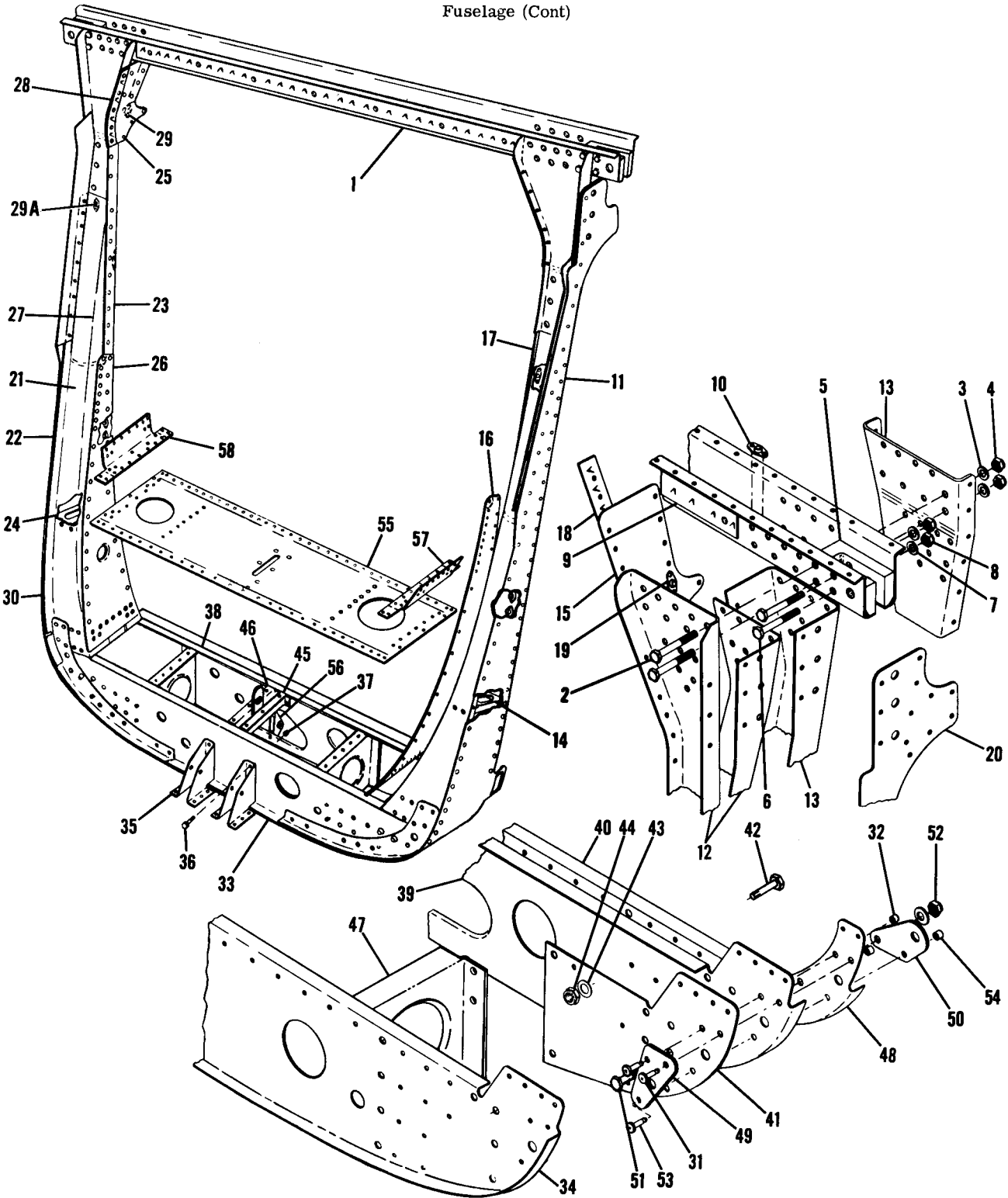
| FIGURE AND INDEX NO. | PART NUMBER  | DESCRIPTION   | UNITS PER ASSY | USABLE ON CODE |
|----------------------|--------------|---|----------------|----------------|
|                      |              | <b>1 2 3 4 5 6 7</b>                                      |                |                |
| 33 -                 | 0591304-3    | STRUCTURE ASSEMBLY-FUSELAGE FRONT SECTION -----           | 1              | C              |
|                      | 0591304-6    | STRUCTURE ASSEMBLY-FUSELAGE FRONT SECTION -----           | 1              | D              |
|                      | 0591304-5    | STRUCTURE ASSEMBLY-FUSELAGE FRONT SECTION -----           | 1              | B              |
|                      | 0591304-8    | STRUCTURE ASSEMBLY-FUSELAGE FRONT SECTION -----           | 1              | H              |
|                      | 0591304-9    | STRUCTURE ASSEMBLY-FUSELAGE FRONT SECTION -----           | 1              | J              |
|                      | 0591304-11   | STRUCTURE ASSEMBLY-FUSELAGE FRONT SECTION -----           | 1              | R              |
|                      | 0591304-12   | STRUCTURE ASSEMBLY-FUSELAGE FRONT SECTION -----           | 1              | M              |
|                      | 0591304-13   | STRUCTURE ASSEMBLY-FUSELAGE FRONT SECTION -----           | 1              | S              |
|                      | 0591304-14   | STRUCTURE ASSEMBLY-FUSELAGE FRONT SECTION -----           | 1              | Y              |
|                      | 0591304-15   | STRUCTURE ASSEMBLY-FUSELAGE FRONT SECTION -----           | 1              | Z              |
|                      | 0591304-16   | STRUCTURE ASSEMBLY-FUSELAGE FRONT SECTION -----           | 1              | AA             |
| - 1                  | SEE FIG 40   | FIREWALL ASSEMBLY -----                                   | 1              | A              |
|                      | SEE FIG 41   | FIREWALL ASSEMBLY -----                                   | 1              | B              |
| - 2                  | SEE FIG 35   | BULKHEAD ASSEMBLY-FRONT DOORPOST -----                    | 1              |                |
| - 3                  | SEE FIG 37   | TUNNEL COMPONENTS-FRONT SECTION -----                     | 1              |                |
| - 4                  | SEE FIG 103  | PANEL ASSEMBLY-STATIONARY -----                           | 1              | C              |
|                      | SEE FIG 104  | PANEL ASSEMBLY-STATIONARY -----                           | 1              | N              |
|                      | SEE FIG 105  | PANEL ASSEMBLY-STATIONARY -----                           | 1              | AB             |
|                      | SEE FIG 106  | PANEL ASSEMBLY-STATIONARY -----                           | 1              | AA             |
| - 5                  | 0513375-1    | FLOORBOARD ASSEMBLY-LH -----                              | 1              |                |
|                      | 0513375-2    | FLOORBOARD ASSEMBLY-RH -----                              | 1              |                |
| - 6                  | SEE FIG 38   | CONSOLE STRUCTURE ASSEMBLY -----                          | 1              |                |
| - 7                  | 0513362-13   | SKIN-FRONT SECTION LH WHEN EXHAUSTED USE 0513362-25 ----- | 1              | F              |
|                      | 0513362-25   | SKIN-FRONT SECTION LH -----                               | 1              | G              |
| - 8                  | 0513362-14   | SKIN-FRONT SECTION RH -----                               | 1              |                |
| - 9                  | 0513362-3    | SKIN-UPPER SIDE LH -----                                  | 1              |                |
| -10                  | 0513362-4    | SKIN-UPPER SIDE RH -----                                  | 1              |                |
| -11                  | 0513362-6    | SKIN-UPPER -----  | 1              | K              |
| -12                  | 0513362-12   | SKIN-UPPER -----  | 1              | K              |
| -12A                 | 0513362-38   | SKIN-DECK -----   | 1              | L              |
| -13                  | 0513362-9    | SKIN-LOWER AFT -----                                      | 1              |                |
| -14                  | 0513362-15   | SKIN-LOWER FWD -----                                      | 1              |                |
| -15                  | 0543016-1    | FITTING-NOSE GEAR LOWER -----                             | 1              |                |
|                      |              | ATTACHING PARTS   |                |                |
| -16                  | AN3-5A       | BOLT -----  | 2              |                |
|                      | MS21044N3    | NUT -----   | 2              |                |
|                      |              | ---*---   |                |                |
| -17                  | 0543015-6    | BOOT-STEERING LINK -----                                  | 2              |                |
|                      | 0543026-1    | DOUBLER-STEERING LINK BOOT -----                          | 2              |                |
| -18                  | 0513000-10   | ANGLE-BULKHEAD REINFORCEMENT LH -----                     | 1              |                |
| -19                  | 0513000-9    | ANGLE-BULKHEAD REINFORCEMENT RH -----                     | 1              |                |
| -20                  | 0513322-1    | ANGLE-REINFORCEMENT -----                                 | 1              |                |
| -21                  | S327-2       | DOUBLER -----   | 1              |                |
|                      | NAS395-14-3  | NUT -----   | 3              |                |
| -22                  | 0513053-1    | BULKHEAD-FUSELAGE STA 8.125 LH -----                      | 1              |                |
|                      | 0513053-4    | BULKHEAD-FUSELAGE STA 8.125 RH -----                      | 1              |                |
| -23                  | 0513235-1    | BULKHEAD-RUDDER PEDAL OUTBOARD LH -----                   | 1              |                |
|                      | 0513054-4    | BULKHEAD-RUDDER PEDAL OUTBOARD RH -----                   | 1              |                |
| -24                  | 0513038-8    | ANGLE-RH -----  | 1              |                |
|                      | 0513038-7    | ANGLE-LH -----  | 1              |                |
| -25                  | 0513369-1    | ANGLE-LH -----  | 1              |                |
|                      | 0513369-2    | ANGLE-RH -----  | 1              |                |
| -26                  | 0543013-1    | FITTING-NOSE GEAR UPPER -----                             | 1              |                |
|                      |              | ATTACHING PARTS   |                |                |
| -27                  | NAS144-17    | BOLT -----  | 2              |                |
|                      | MS21042L4    | NUT -----   | 2              |                |
|                      |              | ---*---   |                |                |
| -28                  | 0513132-1    | STRINGER ASSEMBLY-ENGINE MOUNT LOWER LH -----             | 1              |                |
|                      | 0513132-2    | STRINGER ASSEMBLY-ENGINE MOUNT LOWER RH -----             | 1              |                |
| -29                  | 0513132-3    | STRINGER ASSEMBLY-ENGINE MOUNT UPPER LH -----             | 1              |                |
|                      | 0513132-4    | STRINGER ASSEMBLY-ENGINE MOUNT UPPER RH -----             | 1              |                |
| -30                  | 0513325-1    | BULKHEAD-LH -----   | 1              | K              |
|                      | 0513325-3    | BULKHEAD-LH -----   | 1              | P              |
|                      | 0513325-2    | BULKHEAD-RH -----   | 1              | K              |
|                      | 0513325-4    | BULKHEAD-RH -----   | 1              | P              |
| -31                  | 0513323-1    | SUPPORT-INSTRUMENT PANEL -----                            | 1              | C              |
| -31A                 | 0513411-1    | SUPPORT ASSEMBLY -----                                    | 1              | E              |
| -31B                 | AN3-11A      | BOLT -----  | 1              |                |
| -31C                 | NAS43HT3-42A | SPACER -----  | 1              |                |
| -31D                 | AN960-10     | WASHER -----  | 1              |                |
| -31E                 | MS21044N3    | NUT -----   | 1              |                |

CONTINUED ON NEXT PAGE

| FIGURE AND INDEX NO.  | PART NUMBER | DESCRIPTION                             | UNITS PER ASSY | USABLE ON CODE |
|---|-------------|---|----------------|----------------|
|   |             | <b>1 2 3 4 5 6 7</b>                    |                |                |
| 33 -32  | 0513137-1   | GUSSET-LH -----                         | 1              |                |
|   | 0513137-2   | GUSSET-RH -----                         | 1              |                |
| -33   | 0513379-1   | PLATE -----                             | 1              |                |
| -34   | 0413204-3   | BRACKET-COMPASS -----                   | 1              | W              |
|   | 0513264-1   | BRACKET-COMPASS -----                   | 1              | V              |
|   | AN515B6R8   | ATTACHING PARTS<br>SCREW -----          | 3              |                |
|   |             | ---*---                                 |                |                |
| -35   | 0513326-2   | STIFFENER -----                         | 1              |                |
| -36   | NAS698A06L  | NUTPLATE -----                          | 2              |                |
|   | NAS680A06   | NUTPLATE -----                          | 1              |                |
| -37   | 0713002-3   | COVER -----                             | 2              |                |
|   |             | ATTACHING PARTS<br>SCREW -----          | 3              |                |
| -38   | S1021Z6-4   | NUT -----                               | 3              |                |
| -39   | NAS395-3-3  | NUT -----                               | 3              |                |
|   |             | ---*---                                 |                |                |
| -40   | MS35489-205 | GROMMET -----                           | 2              |                |
| -41   | 0513378-1   | SHEAR PLATE -----                       | 1              |                |
| -42   | 0713135-2   | DOOR ASSEMBLY-OUTSIDE AIR -----         | 1              |                |
| -43   | 0713140-1   | SEAL -----                              | 1              |                |
| -44   | 0713139-1   | INLET ASSEMBLY -----                    | 1              |                |
| -45   | 0450286     | CLIP -----                              | 1              |                |
| -46   | 0513386-1   | NOZZLE ASSEMBLY -----                   | 1              |                |
| -47   | S347-1      | FLANGE WHEN EXHAUSTED USE S1776-3 ----- | 1              | F              |
|   | S1776-3     | BUTTON-STATIC SOURCE -----              | 1              | X              |
|   | S1776-1     | BUTTON-STATIC SOURCE -----              | 1              | V              |
| -48   | 0513362-18  | STRIP-RETAINER -----                    | 2              | T              |
|   | 0513362-18  | STRIP-RETAINER LH -----                 | 1              | U              |
|   | 0513362-31  | STRIP-RETAINER RH -----                 | 1              | U              |
| -49   | 0513362-19  | STRIP-RETAINER -----                    | 1              |                |
| -50   | 0513362-17  | GUARD -----                             | 1              | T              |
|   | 0513362-30  | SEAL -----                              | 1              | U              |
| -51   | 0422344     | EYEBOLT-MOORING -----                   | 1              |                |
|   |             | ATTACHING PARTS<br>NUT -----            | 1              |                |
|   | MS21042L5   | NUT -----                               | 1              |                |
|   |             | ---*---                                 |                |                |
| -52   | S1862-2     | NUTPLATE -----                          | 2              |                |
| -53   | S1863-3     | NUTPLATE -----                          | 4              |                |
| -54   | S1863-3A    | NUTPLATE -----                          | 21             |                |
| -55   | S1590-4A    | BAND -----                              | 1              |                |
| -56   | 0513362-32  | SEAL RH ONLY -----                      | 1              | U              |
| -57   | 0513362-33  | SEAL RH ONLY -----                      | 1              | U              |
| -58   | NAS680A08   | NUTPLATE -----                          | 1              | AC             |
|   | AN515-8R7   | SCREW -----                             | 1              | AC             |
| <p>NOTE. *THIS PART INSTALLED ONLY ON AIRCRAFT<br/>HAVING NAV-O-MATIC SYSTEMS-SERIAL<br/>17256513 THRU 17256649, ALL AIRCRAFT<br/>SERIAL 17256650 THRU 17263458 HAD THIS INSTALLED.</p> <p>A---172 SERIAL 17254893 THRU 17256512<br/>F172 SERIAL F172-0320 THRU F17200804</p> <p>B---172 SERIAL 17256513 THRU 17258486</p> <p>C---172 SERIAL 17254893 THRU 17256512<br/>F172 SERIAL F172-0320 THRU F172-0559</p> <p>D---F172 SERIAL F172-0560 THRU F172-0654</p> <p>E---172 SERIAL 17256513 THRU 17263458<br/>F172 SERIAL F172-0560 THRU F17201234</p> <p>F---172 SERIAL 17254893 THRU 17258117<br/>F172 SERIAL F172-0320 THRU F17200739</p> <p>G---172 SERIAL 17258118 THRU 17263458<br/>F172 SERIAL F17200740 THRU F17201234</p> <p>H---F172 SERIAL F17200655 THRU F17200754</p> <p>J---172 SERIAL 17258487 THRU 17259223</p> <p>K---172 SERIAL 17254893 THRU 17259223<br/>F172 SERIAL F172-0320 THRU F17200754</p> <p>L---172 SERIAL 17259224 THRU 17263458<br/>F172 SERIAL F17200755 THRU F17201234</p> <p>M---F172 SERIAL F17200755 THRU F17200804</p> |             |   |                |                |
| <p>CONTINUED ON NEXT PAGE</p>   |             |   |                |                |

| FIGURE AND INDEX NO. | PART NUMBER | DESCRIPTION  | UNITS PER ASSY | USABLE ON CODE |
|----------------------|-------------|--|----------------|----------------|
| 33 -                 |             | <p style="text-align: center;"><b>1 2 3 4 5 6 7</b></p> <p>                     N---172 SERIAL 17256513 THRU 17259223<br/>                         F172 SERIAL F172-0560 THRU F17200754<br/>                     P---172 SERIAL 17259224 THRU 17263458<br/>                         F172 SERIAL F17200755 THRU F17201234<br/>                     R---172 SERIAL 17259224 THRU 17259903<br/>                     S---172 SERIAL 17259904 THRU 17260758<br/>                         F172 SERIAL F17200805 THRU F17200904<br/>                     T---172 SERIAL 17254893 THRU 17260251<br/>                         F172 SERIAL F172-0320 THRU F17200879<br/>                     U---172 SERIAL 17260252 THRU 17263458<br/>                         F172 SERIAL F17200880 THRU F17201234<br/>                     V---172 SERIAL 17260759 THRU 17263458<br/>                         F172 SERIAL F17200905 THRU F17201234<br/>                     W---172 SERIAL 17254893 THRU 17260758<br/>                         F172 SERIAL F172-0320 THRU F17200904<br/>                     X---172 SERIAL 17258118 THRU 17260758<br/>                         F172 SERIAL F17200740 THRU F17200904<br/>                     Y---172 SERIAL 17260759 THRU 17261466<br/>                         F172 SERIAL F17200905 THRU F17200984<br/>                     Z---172 SERIAL 17261467 THRU 17261898<br/>                         F172 SERIAL F17200985 THRU F17201034<br/>                     AA---172 SERIAL 17261899 THRU 17263458<br/>                         F172 SERIAL F17201035 THRU F17201234<br/>                     AB---172 SERIAL 17259224 THRU 17261898<br/>                         F172 SERIAL F17200755 THRU F17201034<br/>                     AC---172 SERIAL 17262873 THRU 17263458                 </p> |                |                |

Fuselage (Cont)

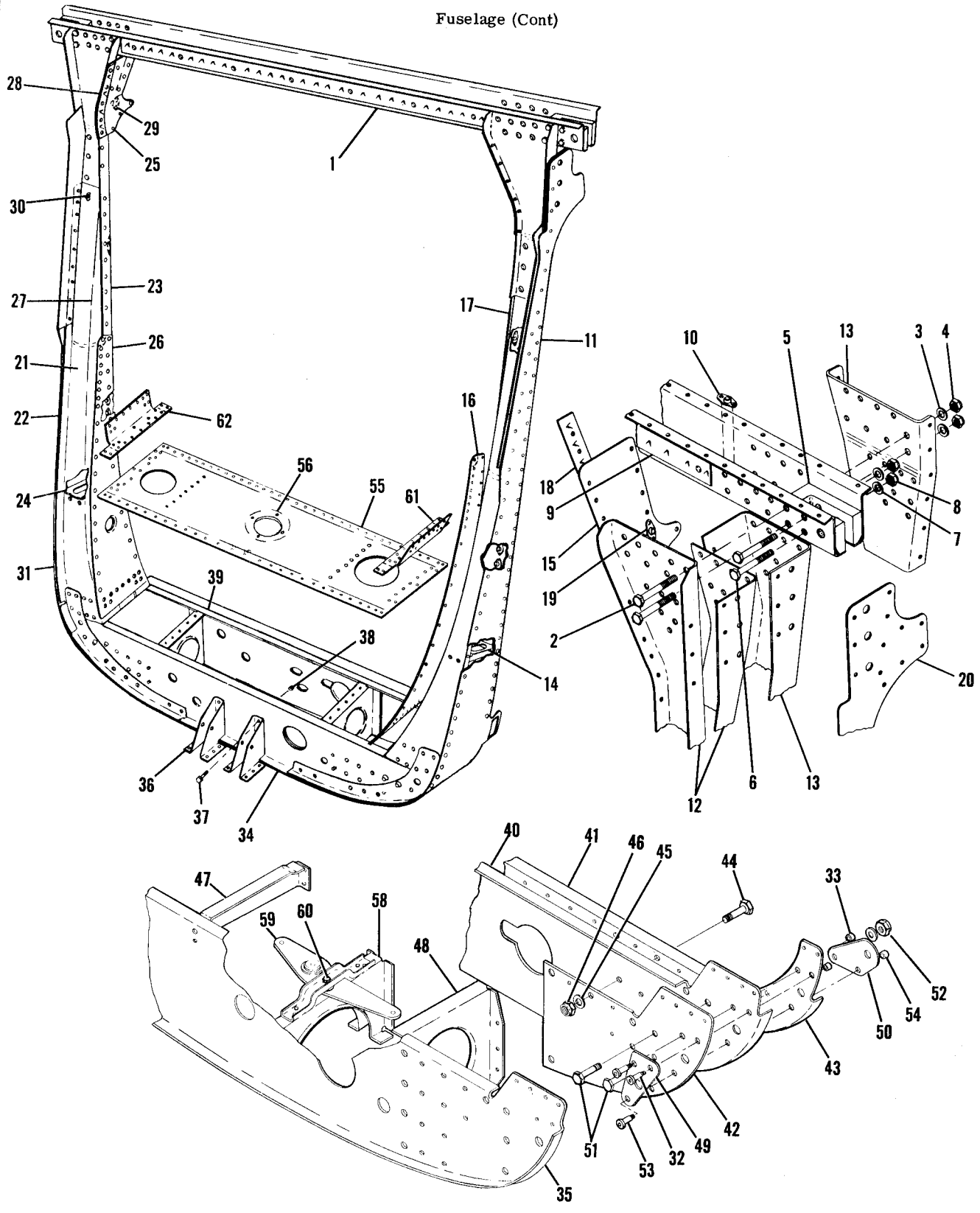


**172 SERIAL 17249545 THRU 17251822**  
**P172 SERIAL P17257120 THRU P17257188**

Figure 34. Front Doorpost Bulkhead Assembly

| FIGURE AND INDEX NO.   | PART NUMBER | DESCRIPTION  | UNITS PER ASSY | USABLE ON CODE |
|--|-------------|--|----------------|----------------|
| 34 -   | 0591301-17  | BULKHEAD ASSEMBLY-FRONT DOORPOST -----                                 | 1              | A              |
| - 1  | 0511162-5   | SPAR ASSEMBLY-FUSELAGE CENTER SECTION FORWARD -----<br>ATTACHING PARTS | 1              |                |
| - 2  | AN3-21A     | BOLT -----   | 4              |                |
| - 3  | AN960-10    | WASHER -----   | 4              |                |
| - 4  | MS21044N3   | NUT -----  | 4              |                |
|  |             | -----*   |                |                |
| - 5  | 0411129     | BLOCK-FUSELAGE SPAR BEARING -----<br>ATTACHING PARTS                   | 2              |                |
| - 6  | AN3-20A     | BOLT -----   | 2              |                |
| - 7  | AN960-10    | WASHER -----   | 2              |                |
| - 8  | MS21044N3   | NUT -----  | 2              |                |
|  |             | -----*   |                |                |
| - 9  | 0412496     | RETAINER-UPHOLSTERY -----  | 1              |                |
| -10  | NAS680A3    | NUTPLATE -----   | 4              |                |
| -11  | 0513007-5   | DOORPOST ASSEMBLY-FUSELAGE LH -----                                    | 1              |                |
| -12  | 0513006-44  | BULKHEAD ASSEMBLY-DOORPOST FORWARD LH -----                            | 1              |                |
| -13  | 0513006-110 | BULKHEAD ASSEMBLY-DOORPOST AFT LH -----                                | 1              |                |
| -14  | 0713496-3   | BRACKET-STIFFENER LH -----   | 1              |                |
| -15  | 0513006-42  | REINFORCEMENT-DOORPOST INBOARD LH -----                                | 1              |                |
| -16  | 0513006-8   | PLATE-DOORPOST SPLICE LH -----   | 1              |                |
| -17  | 0713248-3   | RETAINER-WINDSHIELD LH -----   | 1              |                |
| -18  | 0513006-25  | RETAINER-HEADLINING LH -----   | 1              |                |
| -19  | NAS680A3    | NUTPLATE -----   | 1              |                |
| -20  | 0513007-3   | SKIN-DOORPOST OUTER LH -----   | 1              |                |
| -21  | 0513007-6   | DOORPOST ASSEMBLY-FUSELAGE RH -----                                    | 1              |                |
| -22  | 0513006-45  | BULKHEAD ASSEMBLY-DOORPOST FORWARD RH -----                            | 1              |                |
| -23  | 0513006-111 | BULKHEAD ASSEMBLY-DOORPOST AFT RH -----                                | 1              |                |
| -24  | 0713496-4   | BRACKET-STIFFENER RH -----   | 1              |                |
| -25  | 0513006-43  | REINFORCEMENT-DOORPOST UPPER INBOARD RH -----                          | 1              |                |
| -26  | 0513006-22  | PLATE-DOORPOST SPLICE RH -----   | 1              |                |
| -27  | 0713248-4   | RETAINER-WINDSHIELD RH -----   | 1              |                |
| -28  | 0513006-26  | RETAINER-HEADLINING RH -----   | 1              |                |
| -29  | NAS680A3    | NUTPLATE -----   | 1              |                |
| -29A   | S1863-3     | NUT PLATE -----  | 1              |                |
| -30  | 0513007-4   | SKIN-DOORPOST OUTER RH -----   | 1              |                |
|  | 0513007-25  | BULKHEAD ASSEMBLY-LOWER -----  | 1              |                |
| -31  | NAS178-8-7  | RIVET-HI SHEAR -----   | 4              |                |
| -32  | NAS179-8    | COLLAR -----   | 4              |                |
| -33  | 0513007-9   | BULKHEAD ASSEMBLY-FORWARD -----  | 1              |                |
| -34  | 0513006-9   | BULKHEAD-FORWARD -----   | 1              |                |
| -35  | 0510110     | BRACKET-CONTROL PULLEY -----<br>ATTACHING PARTS                        | 2              |                |
| -36  | AN3-4A      | BOLT -----   | 1              |                |
| -37  | MS21044N3   | NUT -----  | 1              |                |
|  |             | -----*   |                |                |
| -38  | 0513007-10  | BULKHEAD ASSEMBLY-AFT -----  | 1              |                |
| -39  | 0513006-103 | BULKHEAD-AFT -----   | 1              |                |
| -40  | 0513006-24  | ANGLE-AFT BULKHEAD REINFORCEMENT -----                                 | 1              |                |
| -41  | 0713495-13  | PLATE-AFT BULKHEAD REINFORCEMENT LH -----                              | 1              |                |
|  | 0713495-14  | PLATE-AFT BULKHEAD REINFORCEMENT RH -----                              | 1              |                |
| -42  | AN3-5A      | BOLT -----   | 2              |                |
| -43  | AN960-10    | WASHER -----   | 2              |                |
| -44  | MS21044N3   | NUT -----  | 2              |                |
| -45  | 0510112     | BRACKET-ELEVATOR BELLCRANK LH -----                                    | 1              |                |
| -46  | 0510112-1   | BRACKET-ELEVATOR BELLCRANK RH -----                                    | 1              |                |
| -47  | 0713054-1   | BULKHEAD-LH -----  | 1              |                |
|  | 0713054-2   | BULKHEAD-RH -----  | 1              |                |
| -48  | 0713495-9   | STIFFENER-BULKHEAD AFT LH -----  | 1              |                |
|  | 0713495-10  | STIFFENER-BULKHEAD AFT RH -----  | 1              |                |
| -49  | 0713495-55  | SPACER -----   | 4              |                |
| -50  | 0713495-17  | PLATE -----  | 2              |                |
| -51  | AN6-6A      | BOLT -----   | 2              |                |
| -52  | MS21042L6   | NUT -----  | 2              |                |
| -53  | NAS178-8-7  | RIVET-HI SHEAR -----   | 2              |                |
| -54  | NAS179-8    | COLLAR -----   | 2              |                |
| -55  | 0511487-1   | SHEET-FLOORBOARD -----   | 1              |                |
| -56  | 0510163     | BRACKET -----<br>ATTACHING PARTS                                       | 1              |                |
|  | AN520-10R7  | SCREW -----  | 1              |                |
|  |             | -----*   |                |                |
| -57  | 0713495-53  | STIFFENER-LH -----   | 1              |                |
| -58  | 0713495-54  | STIFFENER-RH -----   | 1              |                |
| A---172 SERIAL 17249545 THRU 17251822<br>P172 SERIAL P17257120 THRU P17257188<br>F172 SERIAL F172-0001 THRU F172-0085<br>FP172 SERIAL FP172-0001 THRU FP172-0003 |             |  |                |                |

Fuselage (Cont)



172 SERIAL 17251823 THRU 17263458

Figure 35. Front Doorpost Bulkhead Assembly



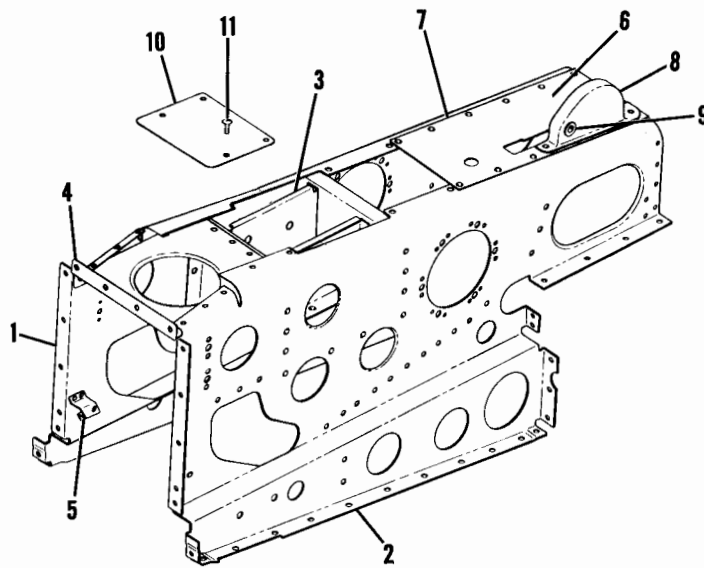


| FIGURE AND INDEX NO. | PART NUMBER | DESCRIPTION                                   | UNITS PER ASSY | USABLE ON CODE |
|----------------------|-------------|---|----------------|----------------|
|                      |             |   |                |                |
| 35 -                 | 0513373-1   | BULKHEAD ASSEMBLY-FRONT DOORPOST              | 1              | A              |
|                      | 0513373-7   | BULKHEAD ASSEMBLY-FRONT DOORPOST              | 1              | C              |
|                      | 0513373-9   | BULKHEAD ASSEMBLY-FRONT DOORPOST              | 1              | E              |
| - 1                  | 0511162-5   | SPAR ASSEMBLY-FUSELAGE CENTER SECTION FORWARD | 1              | D              |
|                      | 0511162-9   | SPAR ASSEMBLY-FUSELAGE CENTER SECTION FORWARD | 1              | E              |
|                      |             | ATTACHING PARTS                               |                |                |
| - 2                  | AN3-21A     | BOLT  | 4              |                |
| - 3                  | AN960-10    | WASHER  | 4              |                |
| - 4                  | MS21044N3   | NUT   | 4              |                |
|                      |             | -----*  |                |                |
| - 5                  | 0411129     | BLOCK-FUSELAGE SPAR BEARING                   | 2              |                |
|                      |             | ATTACHING PARTS                               |                |                |
| - 6                  | AN3-20A     | BOLT  | 2              |                |
| - 7                  | AN960-10    | WASHER  | 2              |                |
| - 8                  | MS21044N3   | NUT   | 2              |                |
|                      |             | -----*  |                |                |
| - 9                  | 0412496     | RETAINER-UPHOLSTERY                           | 1              |                |
| -10                  | NAS680A3    | NUTPLATE                                      | 4              |                |
| -11                  | 0513007-5   | DOORPOST ASSEMBLY-FUSELAGE LH                 | 1              |                |
| -12                  | 0513006-44  | BULKHEAD ASSEMBLY-DOORPOST FORWARD LH         | 1              |                |
| -13                  | 0513006-110 | BULKHEAD ASSEMBLY-DOORPOST AFT LH             | 1              |                |
| -14                  | 0713496-3   | BRACKET-STIFFENER LH                          | 1              |                |
| -15                  | 0513006-42  | REINFORCEMENT-DOORPOST INBOARD LH             | 1              |                |
| -16                  | 0513006-8   | PLATE-DOORPOST SPLICE LH                      | 1              |                |
| -17                  | 0713248-3   | RETAINER-WINDSHIELD LH                        | 1              |                |
| -18                  | 0513006-25  | RETAINER-HEADLINING LH                        | 1              |                |
| -19                  | NAS680A3    | NUTPLATE                                      | 1              |                |
| -20                  | 0513007-3   | SKIN-DOORPOST OUTER LH                        | 1              |                |
| -21                  | 0513007-6   | DOORPOST ASSEMBLY-FUSELAGE RH                 | 1              |                |
| -22                  | 0513006-45  | BULKHEAD ASSEMBLY-DOORPOST FORWARD RH         | 1              |                |
| -23                  | 0513006-111 | BULKHEAD ASSEMBLY-DOORPOST AFT RH             | 1              |                |
| -24                  | 0713496-4   | BRACKET-STIFFENER RH                          | 1              |                |
| -25                  | 0513006-43  | REINFORCEMENT-DOORPOST UPPER INBOARD RH       | 1              |                |
| -26                  | 0513006-22  | PLATE-DOORPOST SPLICE RH                      | 1              |                |
| -27                  | 0713248-4   | RETAINER-WINDSHIELD RH                        | 1              |                |
| -28                  | 0513006-26  | RETAINER-HEADLINING RH                        | 1              |                |
| -29                  | NAS680A3    | NUTPLATE                                      | 1              |                |
| -30                  | S1863-3     | NUTPLATE TIN                                  | 1              |                |
| -31                  | 0513007-4   | SKIN-DOORPOST OUTER RH                        | 1              |                |
|                      | 0513373-4   | BULKHEAD ASSEMBLY-LOWER                       | 1              | A              |
|                      | 0513373-8   | BULKHEAD ASSEMBLY-LOWER                       | 1              | B              |
|                      |             | ATTACHING PARTS                               |                |                |
| -32                  | NAS178-8-7  | RIVET-HI SHEAR                                | 4              |                |
| -33                  | NAS179-8    | COLLAR  | 4              |                |
|                      |             | -----*  |                |                |
| -34                  | 0513373-2   | BULKHEAD ASSEMBLY-FORWARD                     | 1              |                |
| -35                  | 0513374-1   | BULKHEAD-FORWARD                              | 1              |                |
| -36                  | 0510110     | BRACKET-CONTROL PULLEY                        | 2              |                |
|                      |             | ATTACHING PARTS                               |                |                |
| -37                  | AN3-4A      | BOLT  | 1              |                |
| -38                  | MS21044N3   | NUT   | 1              |                |
|                      |             | -----*  |                |                |
| -39                  | 0513373-3   | BULKHEAD ASSEMBLY-AFT                         | 1              | A              |
|                      | 0513373-6   | BULKHEAD ASSEMBLY-AFT                         | 1              | B              |
| -40                  | 0513374-2   | BULKHEAD-AFT                                  | 1              | A              |
|                      | 0513374-4   | BULKHEAD-AFT                                  | 1              | B              |
| -41                  | 0513006-24  | ANGLE-AFT BULKHEAD REINFORCEMENT              | 1              | A              |
|                      | 0513006-145 | ANGLE-AFT BULKHEAD REINFORCEMENT              | 1              | B              |
| -42                  | 0713495-13  | PLATE-AFT BULKHEAD REINFORCEMENT LH           | 1              |                |
|                      | 0713495-14  | PLATE-AFT BULKHEAD REINFORCEMENT RH           | 1              |                |
| -43                  | 0713495-9   | STIFFENER-BULKHEAD AFT LH                     | 1              | A              |
|                      | 0713495-10  | STIFFENER-BULKHEAD AFT RH                     | 1              | A              |
|                      | 0713495-65  | STIFFENER-BULKHEAD AFT LH                     | 1              | B              |
|                      | 0713495-66  | STIFFENER-BULKHEAD AFT RH                     | 1              | B              |
| -44                  | AN3-5A      | BOLT  | 2              |                |
| -45                  | AN960-10    | WASHER  | 2              |                |
| -46                  | MS21044N3   | NUT   | 2              |                |
| -47                  | 0511496-1   | BRACKET-REINFORCEMENT                         | 2              |                |

CONTINUED ON NEXT PAGE

| FIGURE AND INDEX NO. | PART NUMBER | DESCRIPTION                           |       |       |       |       |       |       | UNITS PER ASSY | USABLE ON CODE |
|----------------------|-------------|---------------------------------------|-------|-------|-------|-------|-------|-------|----------------|----------------|
|                      |             | 1                                     | 2     | 3     | 4     | 5     | 6     | 7     |                |                |
| 35 -48               | 0713054-1   | BULKHEAD-LH                           | ----- | ----- | ----- | ----- | ----- | ----- | 1              |                |
|                      | 0713054-2   | BULKHEAD-RH                           | ----- | ----- | ----- | ----- | ----- | ----- | 1              |                |
| -49                  | 0713495-55  | SPACER                                | ----- | ----- | ----- | ----- | ----- | ----- | 4              |                |
| -50                  | 0713495-17  | PLATE                                 | ----- | ----- | ----- | ----- | ----- | ----- | 2              |                |
| -51                  | AN6-6A      | BOLT                                  | ----- | ----- | ----- | ----- | ----- | ----- | 4              |                |
| -52                  | MS21042L6   | NUT                                   | ----- | ----- | ----- | ----- | ----- | ----- | 4              |                |
| -53                  | NAS178-8-7  | RIVET-HI SHEAR                        | ----- | ----- | ----- | ----- | ----- | ----- | 2              |                |
| -54                  | NAS179-8    | COLLAR                                | ----- | ----- | ----- | ----- | ----- | ----- | 2              |                |
| -55                  | 0511493-1   | FLOORBOARD ASSY-FRONT DOORPOST        | ----- | ----- | ----- | ----- | ----- | ----- | 1              |                |
| -56                  | S372-2      | DOUBLER ASSY                          | ----- | ----- | ----- | ----- | ----- | ----- | 1              |                |
| -57                  |             | DELETED-NOT AVAILABLE                 | ----- | ----- | ----- | ----- | ----- | ----- |                |                |
| -58                  | 0513063-1   | BRACKET ASSEMBLY                      | ----- | ----- | ----- | ----- | ----- | ----- | 1              |                |
|                      | NAS680A4    | NUTPLATE                              | ----- | ----- | ----- | ----- | ----- | ----- | 1              |                |
| -59                  | 0513370-1   | BELLCRANK ASSEMBLY-ELEVATOR           | ----- | ----- | ----- | ----- | ----- | ----- | 1              |                |
|                      |             | ATTACHING PARTS                       | ----- | ----- | ----- | ----- | ----- | ----- |                |                |
| -60                  | AN4-10A     | BOLT                                  | ----- | ----- | ----- | ----- | ----- | ----- | 1              |                |
|                      |             | -----*                                | ----- | ----- | ----- | ----- | ----- | ----- |                |                |
| -61                  | 0713495-53  | STIFFENER LH                          | ----- | ----- | ----- | ----- | ----- | ----- | 1              |                |
| -62                  | 0713495-54  | STIFFENER RH                          | ----- | ----- | ----- | ----- | ----- | ----- | 1              |                |
|                      |             | A---172 SERIAL 17251823 THRU 17259223 |       |       |       |       |       |       |                |                |
|                      |             | F172 SERIAL F172-0086 THRU F17200754  |       |       |       |       |       |       |                |                |
|                      |             | B---172 SERIAL 17259224 THRU 17263458 |       |       |       |       |       |       |                |                |
|                      |             | F172 SERIAL F17200755 THRU F17201234  |       |       |       |       |       |       |                |                |
|                      |             | C---172 SERIAL 17259224 THRU 17261466 |       |       |       |       |       |       |                |                |
|                      |             | F172 SERIAL F17200755 THRU F17200984  |       |       |       |       |       |       |                |                |
|                      |             | D---172 SERIAL 17251823 THRU 17261466 |       |       |       |       |       |       |                |                |
|                      |             | F172 SERIAL F172-0086 THRU F17200984  |       |       |       |       |       |       |                |                |
|                      |             | E---172 SERIAL 17261467 THRU 17263458 |       |       |       |       |       |       |                |                |
|                      |             | F172 SERIAL F17200985 THRU F17201234  |       |       |       |       |       |       |                |                |

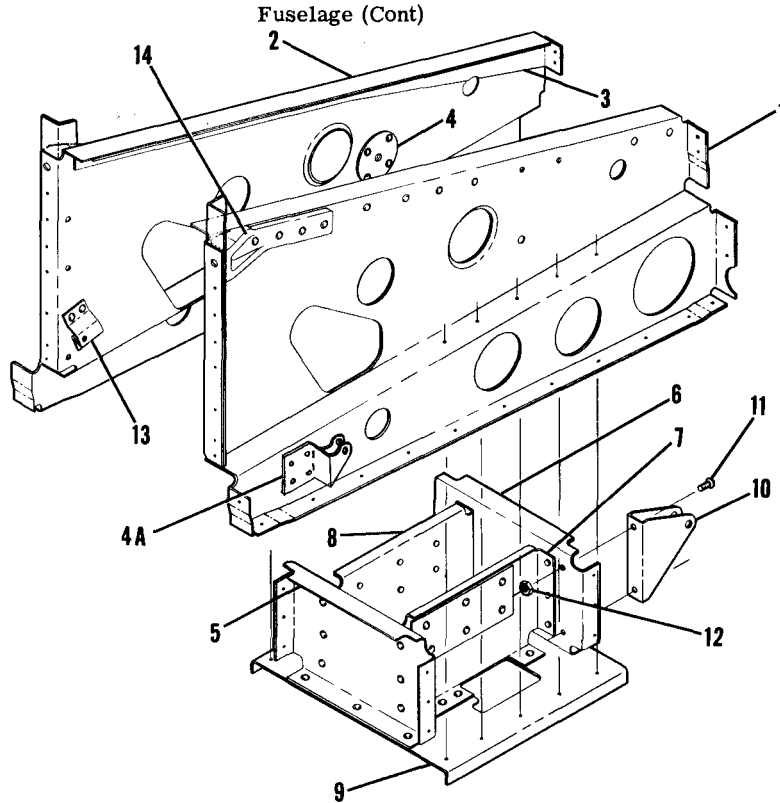
Fuselage (Cont)



**172 SERIAL 17249545 THRU 17251822**  
**P172 SERIAL P17257120 THRU P17257188**

Figure 36. Fuselage Tunnel Assembly

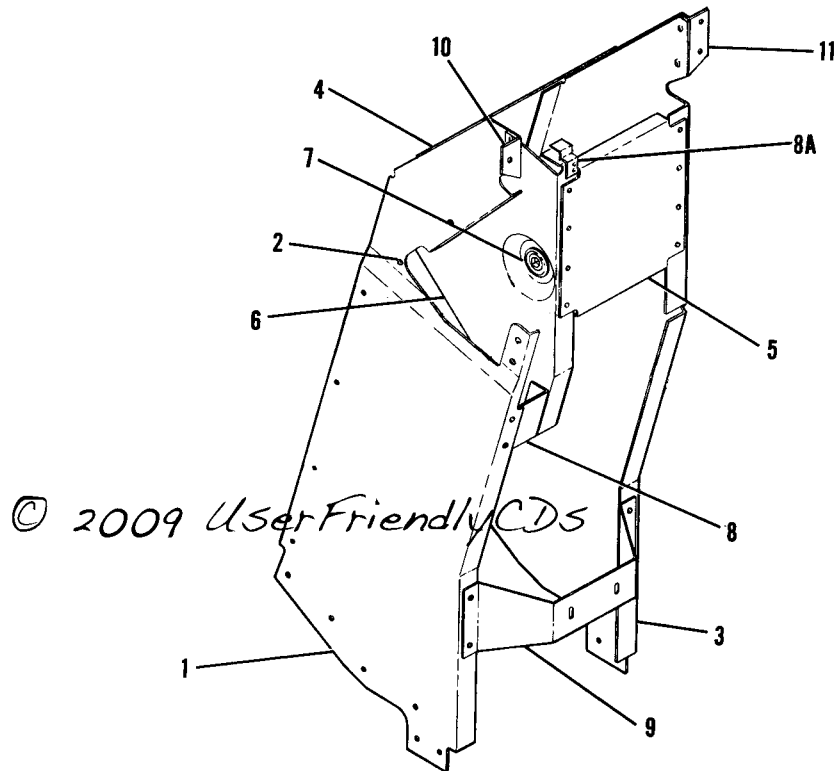
| FIGURE AND INDEX NO. | PART NUMBER | DESCRIPTION                               | UNITS PER ASSY | USABLE ON CODE |
|----------------------|-------------|---|----------------|----------------|
|                      |             | <b>1 2 3 4 5 6 7</b>                      |                |                |
| 36 -                 | 0591301-11  | TUNNEL ASSEMBLY-FUSELAGE FORWARD -----    | 1              | A              |
|                      | 0591303-3   | TUNNEL ASSEMBLY-FUSELAGE FORWARD -----    | 1              | B              |
| - 1                  | 0510113-14  | BULKHEAD ASSEMBLY-TUNNEL FORWARD RH ----- | 1              | A              |
|                      | 0513314-2   | BULKHEAD ASSEMBLY-TUNNEL FORWARD RH ----- | 1              | B              |
| - 2                  | 0510113-15  | BULKHEAD ASSEMBLY-TUNNEL FORWARD LH ----- | 1              | A              |
|                      | 0513314-1   | BULKHEAD ASSEMBLY-TUNNEL FORWARD LH ----- | 1              | B              |
| - 3                  | 0510135     | SUPPORT ASSEMBLY-CONTROL TEE -----        | 1              | A              |
|                      | 0510135-4   | SUPPORT ASSEMBLY-CONTROL TEE -----        | 1              | B              |
| - 4                  | 0713052     | BULKHEAD-TUNNEL REINFORCEMENT -----       | 1              | A              |
|                      | 0513315-1   | BULKHEAD-TUNNEL REINFORCEMENT -----       | 1              | B              |
| - 5                  | 0510128     | BRACKET-RUDDER PEDAL SPRING -----         | 2              |                |
| - 6                  | 0510138     | COVER ASSEMBLY-FUSELAGE TUNNEL AFT -----  | 1              |                |
| - 7                  | 0510138-2   | COVER-FUSELAGE TUNNEL AFT -----           | 1              |                |
| - 8                  | 0510138-3   | COVER ASSEMBLY-TAB CONTROL -----          | 1              |                |
| - 9                  | M451        | BEARING TOR -----                         | 1              |                |
| -10                  | 0510145-1   | COVER-FUSELAGE TUNNEL FORWARD -----       | 1              | A              |
|                      | 0513317-1   | COVER-FUSELAGE TUNNEL FORWARD -----       | 1              | B              |
| -11                  | S102128-6   | ATTACHING PARTS                           |                |                |
|                      |             | SCREW -----                               | 1              | A              |
|                      |             | SCREW -----                               | 6              | B              |
|                      |             | -----*                                    |                |                |
|                      |             | A---172 SERIAL 17249545 THRU 17250572     |                |                |
|                      |             | P172 SERIAL P17257120 THRU P17257188      |                |                |
|                      |             | F172 SERIAL F172-0001 THRU F172-0018      |                |                |
|                      |             | FP172 SERIAL FP172-0001 THRU FP172-0003   |                |                |
|                      |             | B---172 SERIAL 17250573 THRU 17251822     |                |                |
|                      |             | F172 SERIAL F172-0019 THRU F172-0085      |                |                |



**172 SERIAL 17251823 THRU 17263458**  
 Figure 37. Front Section Tunnel Components

| FIGURE AND INDEX NO. | PART NUMBER | DESCRIPTION   | UNITS PER ASSY | USABLE ON CODE |
|----------------------|-------------|---|----------------|----------------|
|                      |             | <b>1 2 3 4 5 6 7</b>  |                |                |
| 37 -                 |             | TUNNEL COMPONENTS-FRONT SECTION -----   | NP             | A              |
| - 1                  | 0513363-1   | BULKHEAD ASSEMBLY-TUNNEL LH -----   | 1              |                |
| - 2                  | 0513363-2   | BULKHEAD ASSEMBLY-TUNNEL RH -----   | 1              |                |
| - 3                  | 0513364-1   | ANGLE-TUNNEL LH -----   | 1              |                |
|                      | 0513364-2   | ANGLE-TUNNEL RH -----   | 1              |                |
| - 4                  | 0713102-1   | PLATE -----   | 2              |                |
| - 4A                 | 0713624-2   | ANCHOR -----  | 1              |                |
|                      | 0513358-1   | SUPPORT ASSEMBLY-CONTROL U -----  | 1              |                |
| - 5                  | 0513359-1   | BRACKET-FWD -----   | 1              |                |
| - 6                  | 0513359-2   | BRACKET AFT -----   | 1              |                |
| - 7                  | 0513360-1   | BRACKET ASSEMBLY-LH -----   | 1              |                |
| - 8                  | 0513360-2   | BRACKET ASSEMBLY-RH -----   | 1              |                |
| - 9                  | 0513361-1   | BRACKET SUPPORT -----   | 1              |                |
| -10                  | 0513376-1   | PULLEY BRACKET-TAB -----  | 1              |                |
|                      |             | ATTACHING PARTS   |                |                |
| -11                  | AN515-8R6   | SCREW -----   | 2              |                |
| -12                  | MS21044V08  | NUT -----   | 2              |                |
|                      |             | -----*  |                |                |
| -13                  | 0510128     | BRACKET -----   | 2              |                |
| -14                  | 0513372-1   | FITTING-TUNNEL LH -----   | 1              |                |
|                      | 0513372-2   | FITTING-TUNNEL RH -----   | 1              |                |
|                      |             | A---172 SERIAL 17251823 THRU 17263458<br>F172 SERIAL F172-0086 THRU F17201234 |                |                |

Fuselage (Cont)

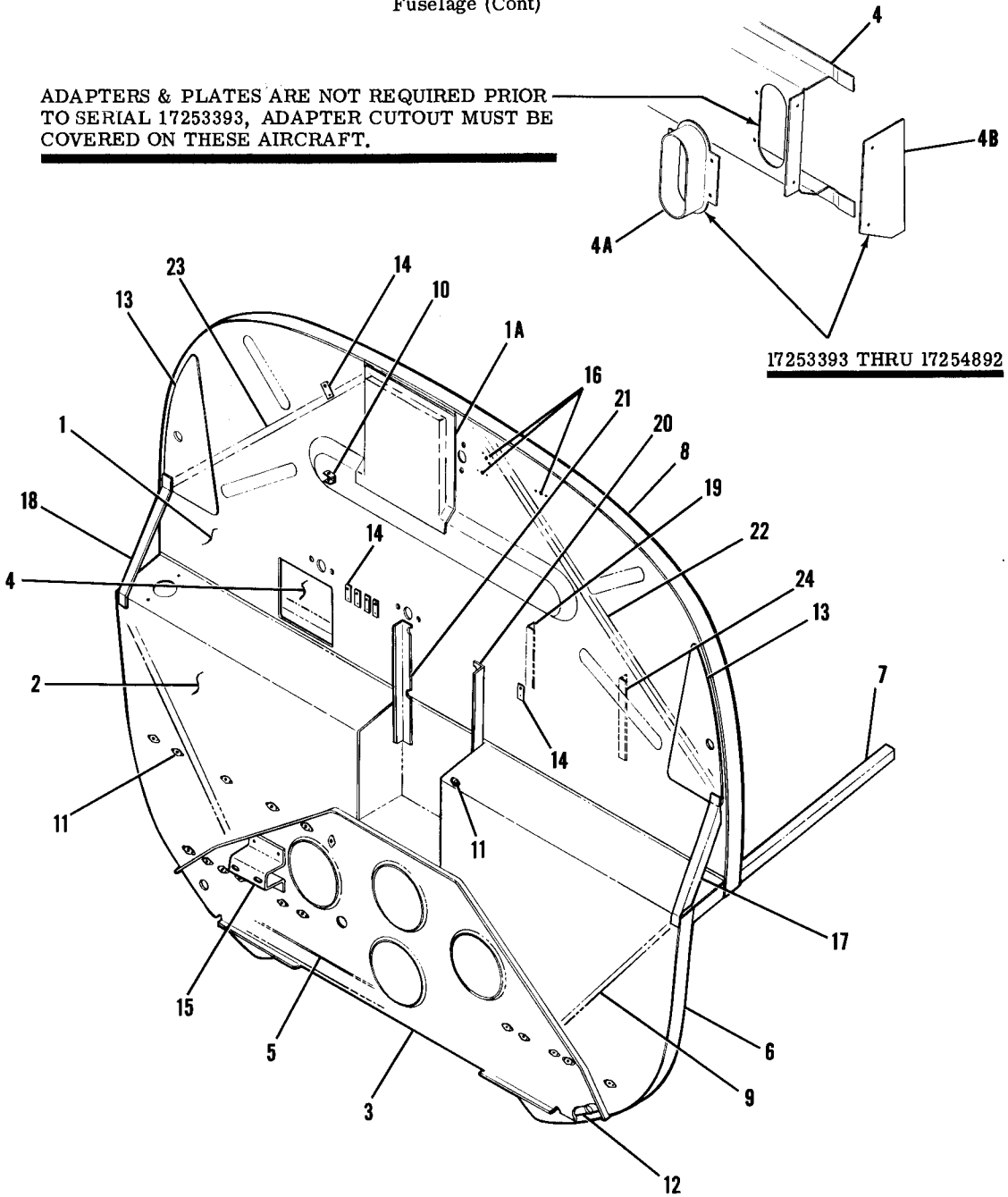


172 SERIAL 17251823 THRU 17263458  
Figure 38. Console Structure Assembly

| FIGURE AND INDEX NO. | PART NUMBER | DESCRIPTION   | UNITS PER ASSY | USABLE ON CODE |
|----------------------|-------------|---|----------------|----------------|
| 38 -                 | 0513368-200 | 1 2 3 4 5 6 7<br>CONSOLE STRUCTURE ASSEMBLY WEU 0513368-201                   | 1              | A              |
| - 1                  | 0513368-201 | CONSOLE STRUCTURE ASSEMBLY  | 1              | C              |
| - 2                  | NAS697A08   | SIDE PANEL ASSEMBLY-LH  | 1              |                |
| - 3                  | 0513368-4   | NUTPLATE  | 4              |                |
| - 4                  | 0513365-1   | SIDE PANEL-RH   | 1              |                |
| - 5                  | 0513367-1   | SUPPORT-AFT   | 1              |                |
| - 6                  | 0513366-1   | SUPPORT-FORWARD   | 1              |                |
| - 7                  | NAS295M4    | SUPPORT ASSEMBLY-ELEVATOR TRIM  | 1              |                |
|                      | 0411420     | BEARING   | 1              |                |
| - 8                  | 0713641-3   | HOUSING   | 1              |                |
| - 9                  | 0511252-1   | CLIP  | 1              |                |
| -10                  | 0513368-7   | BRACKET   | 1              |                |
|                      | 0513368-10  | ANGLE-CONSOLE   | 1              | A              |
| -11                  | 0513368-8   | ANGLE-CONSOLE   | 1              | C              |
| -12                  | 0513366-4   | ANGLE-CONSOLE   | 1              |                |
|                      |             | CLIP  | 1              | B              |
|                      |             | A---172 SERIAL 17251823 THRU 17259223<br>F172 SERIAL F172-0086 THRU F17200754 |                |                |
|                      |             | B---172 SERIAL 17257297 THRU 17263458<br>F172 SERIAL F172-0560 THRU F17201234 |                |                |
|                      |             | C---172 SERIAL 17259224 THRU 17263458<br>F172 SERIAL F17200754 THRU F17201234 |                |                |

Fuselage (Cont)

**ADAPTERS & PLATES ARE NOT REQUIRED PRIOR TO SERIAL 17253393, ADAPTER CUTOUT MUST BE COVERED ON THESE AIRCRAFT.**



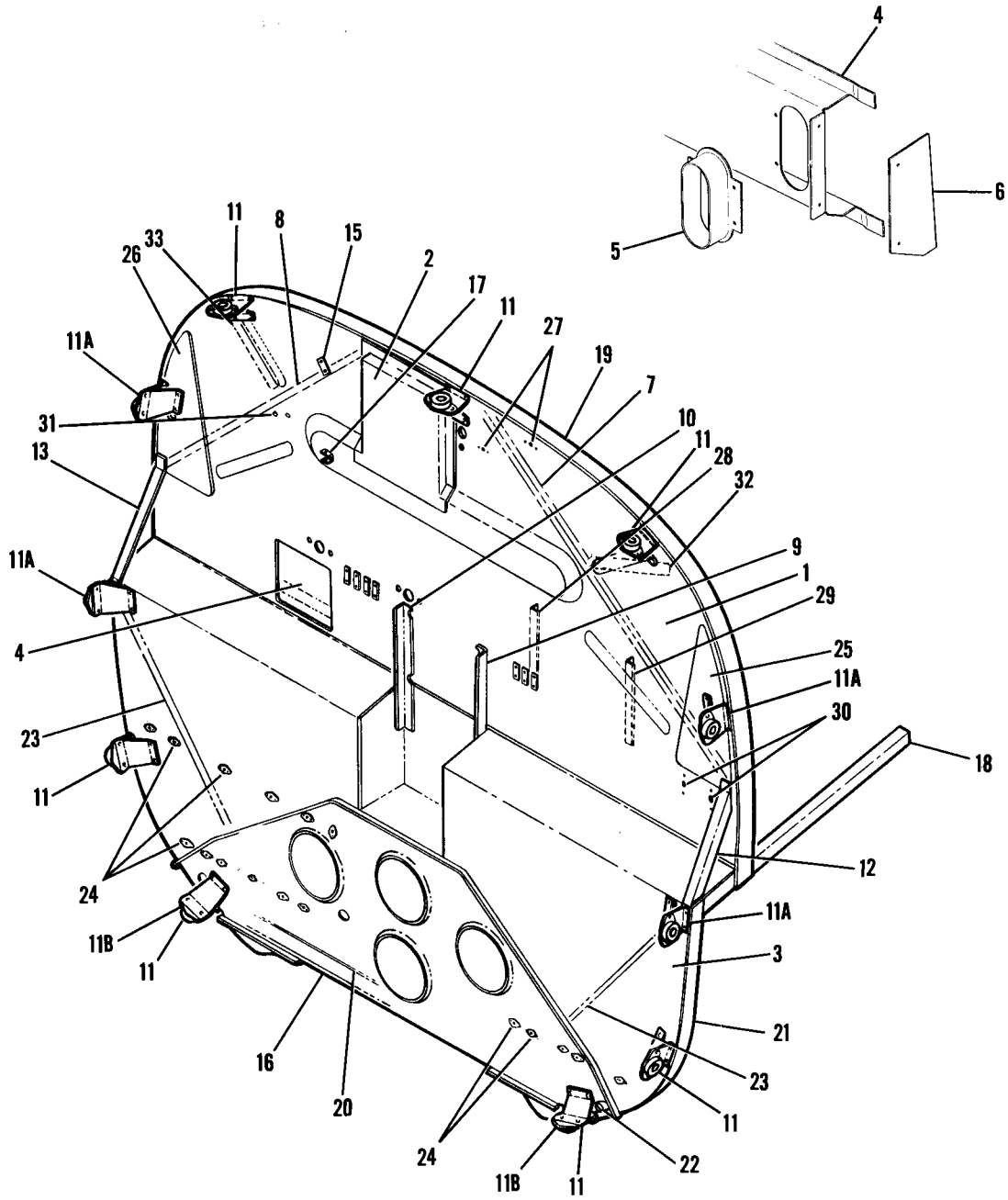
**17253393 THRU 17254892**

**172 SERIAL 17249545 THRU 17254892**

Figure 39. Firewall Assembly

| FIGURE AND INDEX NO.   | PART NUMBER | DESCRIPTION   | UNITS PER ASSY | USABLE ON CODE |
|--|-------------|---|----------------|----------------|
|  |             | <b>1 2 3 4 5 6 7</b>                                  |                |                |
| 39 -   | 0591302-10  | FIREWALL ASSEMBLY WHEN EXHAUSTED USE 0591302-12 ----- | 1              | A              |
| - 1  | 0591302-12  | FIREWALL ASSEMBLY -----                               | 1              | B              |
|  | 0513109-47  | SHEET-UPPER WHEN EXHAUSTED USE 0513109-200 -----      | 1              | A              |
|  | 0513109-200 | SHEET-UPPER -----                                     |                |                |
| - 1A   | 0513352-3   | PAN-FIREWALL -----                                    | 1              | B              |
| - 2  | 0513109-49  | SHEET-LOWER -----                                     | 1              |                |
| - 3  | 0513109-68  | REINFORCEMENT WHEN EXHAUSTED USE 0513109-72 -----     | 1              |                |
|  | 0513109-72  | REINFORCEMENT -----                                   | 1              |                |
| - 4  | 0513109-64  | DUCT ASSEMBLY-HEATER -----                            | 1              |                |
| - 4A   | 1253031-3   | ADAPTER-HOSE -----                                    | 2              |                |
| - 4B   | 0513387-1   | PLATE-END COVER -----                                 | 2              |                |
| - 5  | 0513109-9   | ANGLE-LOWER -----                                     | 1              |                |
| - 6  | 0513109-7   | ANGLE-LOWER LH -----                                  | 1              |                |
|  | 0513109-11  | ANGLE-LOWER RH -----                                  | 1              |                |
| - 7  | 0513109-15  | * ANGLE-LH -----                                      | 1              |                |
|  | 0513109-24  | * ANGLE-RH -----                                      | 1              |                |
| - 8  | 0513109-23  | ANGLE-UPPER -----                                     | 1              |                |
| - 9  | 0513109-12  | ANGEL-REINFORCEMENT LH -----                          | 1              |                |
|  | 0513109-8   | ANGLE-REINFORCEMENT RH -----                          | 1              |                |
| -10  | 0450286     | CLIP -----  | 1              |                |
| -11  | S1863-3A    | NUT TIN -----   | 18             |                |
| -12  | 0513109-10  | SPACER-ENGINE MOUNT REINFORCEMENT -----               | 4              |                |
| -13  | 0513109-29  | DOUBLER-ENGINE MOUNT REINFORCEMENT -----              | 2              | A              |
|  | 0513109-56  | DOUBLER-ENGINE MOUNT REINFORCEMENT -----              | 1              | B              |
| -14  | 0753000-13  | DOUBLER -----   | 6              |                |
| -15  | 0513129     | BRACKET -----   | 1              |                |
| -16  | NAS680A4    | NUTPLATE -----  | 3              |                |
| -17  | 0513002-11  | STIFFENER-LH WHEN EXHAUSTED USE 0513327-1 -----       | 1              | A              |
|  | 0513327-1   | STIFFENER-LH -----                                    | 1              | B              |
| -18  | 0513002-12  | STIFFENER-RH WHEN EXHAUSTED USE 0513327-2 -----       | 1              | A              |
|  | 0513327-2   | STIFFENER-RH -----                                    | 1              | B              |
| -19  | 0513109-50  | ANGLE-LH INBOARD -----                                | 1              |                |
| -20  | 0500044-9   | ANGLE-LH -----  | 1              |                |
| -21  | 0500044-10  | ANGLE-RH -----  | 1              |                |
| -22  | 0500044-23  | ANGLE-LH -----  | 1              |                |
| -23  | 0500044-11  | ANGLE-RH -----  | 1              | A              |
|  | 0500044-35  | ANGLE-RH -----  | 1              | B              |
| -24  | 0513109-50  | % ANGLE-LH OUTBOARD -----                             | 1              |                |
| <p>NOTE. ITEMS MARKED * ARE SHIPPED AS LOOSE PARTS</p> <p>NOTE. %WHEN ORDERING FIREWALL FOR AIRCRAFT EQUIPPED WITH ELECTRIC STARTER, ALSO ORDER 1 0513109-50 ANGLE</p> <p>A---172 SERIAL 17249545 THRU 17250572<br/>F172 SERIAL F172-0001 THRU F172-0018</p> <p>B---172 SERIAL 17250573 THRU 17254892<br/>F172 SERIAL F172-0019 THRU F172-0319</p> |             |   |                |                |

Fuselage (Cont)



**172 SERIAL 17254893 THRU 17256512**  
**F172 SERIAL F172-0320 THRU F17200804**  
Figure 40. Firewall Assembly





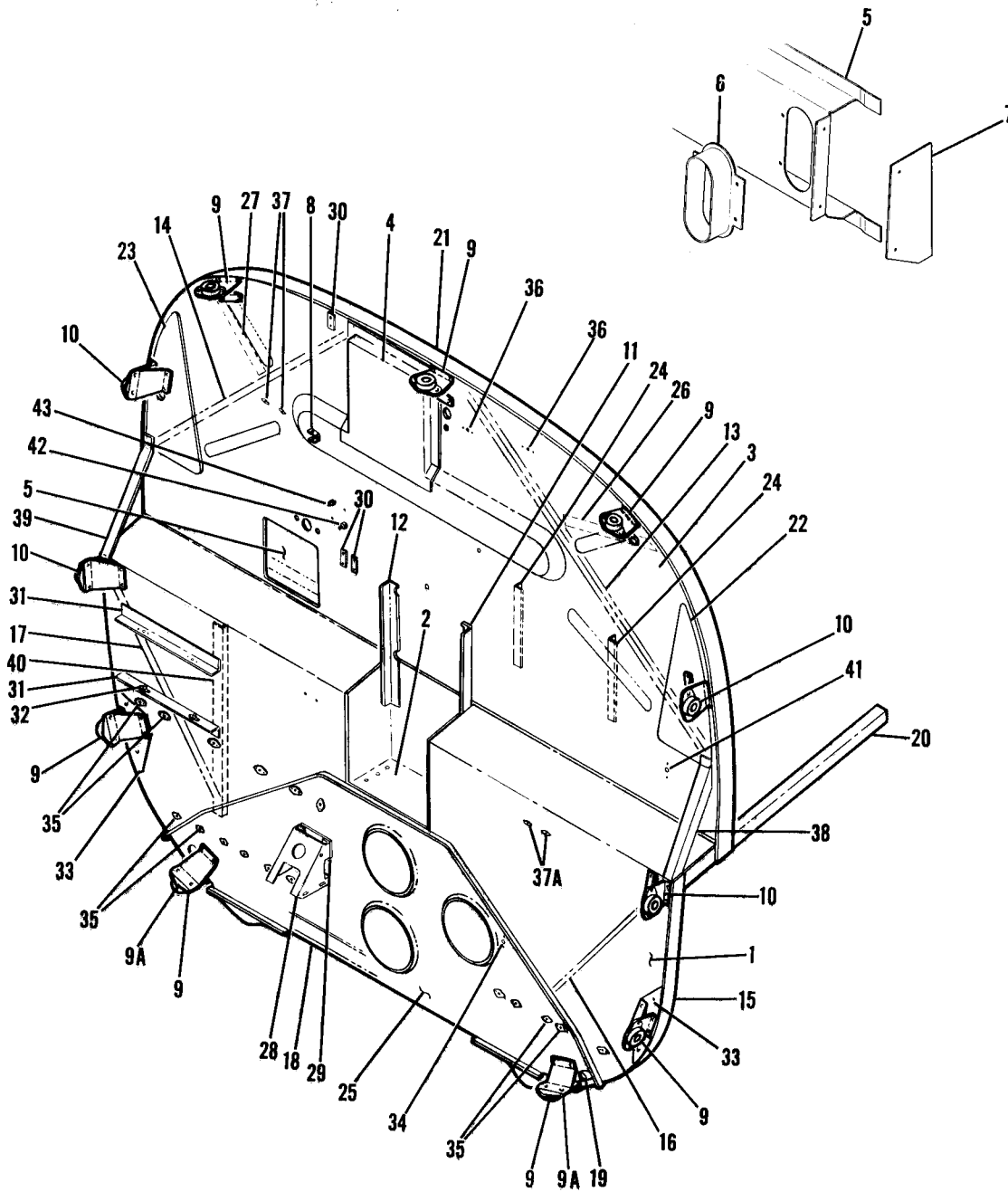
| FIGURE AND INDEX NO. | PART NUMBER | DESCRIPTION                                       |                         |   |   |   |   |   | UNITS PER ASSY | USABLE ON CODE |
|----------------------|-------------|---|-------------------------|---|---|---|---|---|----------------|----------------|
|                      |             | 1   | 2                       | 3 | 4 | 5 | 6 | 7 |                |                |
| 40 -                 | 0591302-14  | FIREWALL ASSEMBLY -----                           |                         |   |   |   |   |   | 1              | A              |
| - 1                  | 0513109-200 | SHEET-UPPER -----                                 |                         |   |   |   |   |   | 1              |                |
| - 2                  | 0513352-3   | PAN-FIREWALL -----                                |                         |   |   |   |   |   | 1              |                |
| - 3                  | 0513109-49  | SHEET-LOWER -----                                 |                         |   |   |   |   |   | 1              |                |
| - 4                  | 0513109-64  | DUCT ASSEMBLY-HEATER -----                        |                         |   |   |   |   |   | 1              |                |
| - 5                  | 1253031-3   | ADAPTER-HOSE -----                                |                         |   |   |   |   |   | 2              |                |
| - 6                  | 0513387-1   | PLATE-END COVER -----                             |                         |   |   |   |   |   | 2              |                |
| - 7                  | 0500044-23  | ANGLE-LH -----                                    |                         |   |   |   |   |   | 1              |                |
| - 8                  | 0500044-35  | ANGLE-RH -----                                    |                         |   |   |   |   |   | 1              |                |
| - 9                  | 0500044-9   | ANGLE-LH -----                                    |                         |   |   |   |   |   | 1              |                |
| -10                  | 0500044-10  | ANGLE-RH -----                                    |                         |   |   |   |   |   | 1              |                |
| -11                  | 0453003-1   | SHOCK MOUNT ASSEMBLY -----                        |                         |   |   |   |   |   | 7              |                |
| -11A                 | 0453003-9   | SHOCK MOUNT ASSEMBLY -----                        |                         |   |   |   |   |   | 4              |                |
| -11B                 | 0453003-11  | SHOCK MOUNT ASSEMBLY FLOATPLANE ONLY -----        |                         |   |   |   |   |   | 2              |                |
|                      | 0500044-37  | SHIM FLOATPLANE ONLY -----                        |                         |   |   |   |   |   | 2              |                |
|                      | 0500044-38  | SHIM FLOATPLANE ONLY -----                        |                         |   |   |   |   |   | 2              |                |
| -12                  | 0513327-1   | STIFFENER-LH -----                                |                         |   |   |   |   |   | 1              |                |
| -13                  | 0513327-2   | STIFFENER-RH -----                                |                         |   |   |   |   |   | 1              |                |
| -14                  |             | DELETED-NEVER USED -----                          |                         |   |   |   |   |   |                |                |
| -15                  | 0753000-13  | DOUBLER -----                                     |                         |   |   |   |   |   | 8              |                |
| -16                  | 0513109-68  | REINFORCEMENT WHEN EXHAUSTED USE 0513109-72 ----- |                         |   |   |   |   |   | 1              |                |
|                      | 0513109-72  | REINFORCEMENT -----                               |                         |   |   |   |   |   | 1              |                |
| -17                  | 0450286     | CLIP -----  |                         |   |   |   |   |   | 1              |                |
| -18                  | 0513109-15  | *   | ANGLE-LH -----          |   |   |   |   |   | 1              |                |
|                      | 0513109-24  | *   | ANGLE-RH -----          |   |   |   |   |   | 1              |                |
| -19                  | 0513109-23  | ANGLE-UPPER -----                                 |                         |   |   |   |   |   | 1              |                |
| -20                  | 0513109-9   | ANGLE-LOWER -----                                 |                         |   |   |   |   |   | 1              |                |
| -21                  | 0513109-7   | ANGLE-LOWER LH -----                              |                         |   |   |   |   |   | 1              |                |
|                      | 0513109-11  | ANGLE-LOWER RH -----                              |                         |   |   |   |   |   | 1              |                |
| -22                  | 0513109-10  | SPACER-ENGINE MOUNT REINFORCEMENT -----           |                         |   |   |   |   |   | 4              |                |
| -23                  | 0513109-12  | ANGLE-REINFORCEMENT LH -----                      |                         |   |   |   |   |   | 1              |                |
|                      | 0513109-8   | ANGLE-REINFORCEMENT RH -----                      |                         |   |   |   |   |   | 1              |                |
| -24                  | S1863-3     | NUT TIN -----                                     |                         |   |   |   |   |   | 17             |                |
| -25                  | 0513109-29  | DOUBLER-ENGINE MOUNT REINFORCEMENT LH -----       |                         |   |   |   |   |   | 1              |                |
| -26                  | 0513109-56  | DOUBLER-ENGINE MOUNT REINFORCEMENT RH -----       |                         |   |   |   |   |   | 1              |                |
| -27                  | NAS680A4    | NUTPLATE -----                                    |                         |   |   |   |   |   | 2              |                |
| -28                  | 0513109-50  | ANGLE-LH INBOARD -----                            |                         |   |   |   |   |   | 1              |                |
| -29                  | 0513109-50  | *   | ANGLE-LH OUTBOARD ----- |   |   |   |   |   | 1              |                |
| -30                  | NAS680A08   | NUTPLATE -----                                    |                         |   |   |   |   |   | 2              |                |
| -31                  | MS21044N3   | NUTPLATE -----                                    |                         |   |   |   |   |   | 2              |                |
| -32                  | 0513109-69  | ANGLE-LH -----                                    |                         |   |   |   |   |   | 1              |                |
| -33                  | 0513109-70  | ANGLE-RH -----                                    |                         |   |   |   |   |   | 1              |                |

NOTE. \*ITEMS MARKED \* ARE SHIPPED AS LOOSE PARTS

NOTE. %WHEN ORDERING FIREWALL FOR AIRCRAFT EQUIPPED WITH ELECTRIC STARTER, ALSO ORDER 1 0513109-50 ANGLE

A---172 SERIAL 17254893 THRU 17256512  
F172 SERIAL F172-0320 THRU F17200804

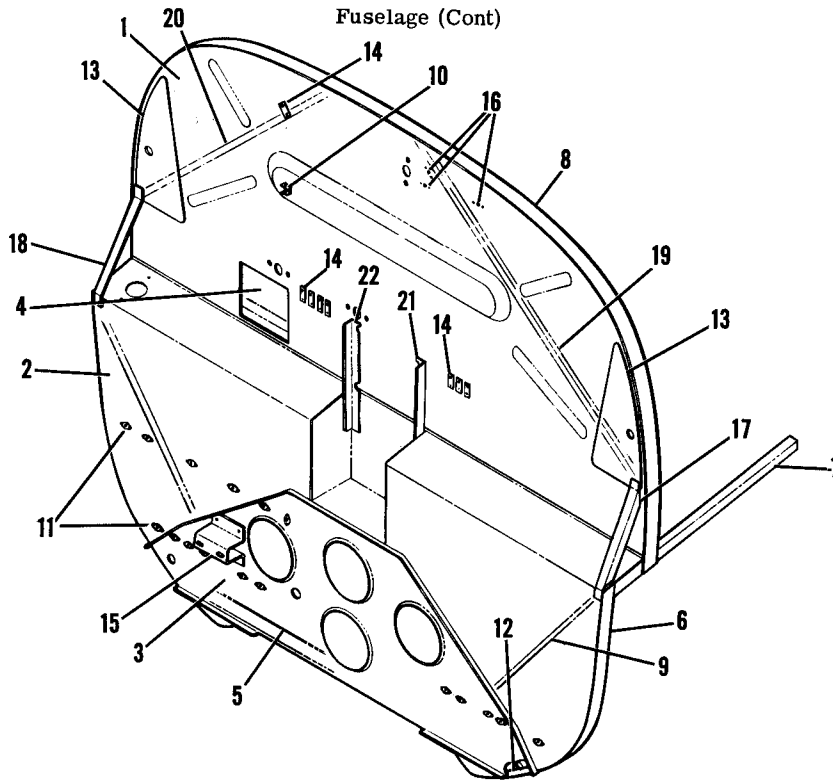
Fuselage (Cont)



172 SERIAL 17256513 THRU 17263458  
F172 SERIAL F17200805 THRU F17201234

Figure 41. Firewall Assembly

| FIGURE AND INDEX NO.  | PART NUMBER | DESCRIPTION  | UNITS PER ASSY | USABLE ON CODE |
|---|-------------|--|----------------|----------------|
|   |             | <b>1 2 3 4 5 6 7</b>                                   |                |                |
| 41 -  | 0553006-200 | FIREWALL ASSEMBLY WHEN EXHAUSTED USE 0553006-203 ----- | 1              | A              |
|   | 0553006-203 | FIREWALL ASSEMBLY -----                                | 1              | D              |
| - 1   | 0553006-202 | SHEET-LOWER -----                                      | 1              |                |
| - 2   | 0513109-4   | PAN ASSEMBLY -----                                     | 1              |                |
| - 3   | 0553006-201 | SHEET-UPPER -----                                      | 1              |                |
| - 4   | 0513352-1   | PAN-FIREWALL -----                                     | 1              |                |
| - 5   | 0513109-64  | DUCT ASSEMBLY-HEATER -----                             | 1              |                |
| - 6   | 1253031-3   | ADAPTOR-HOSE -----                                     | 2              |                |
| - 7   | 0513387-1   | PLATE-END COVER -----                                  | 2              |                |
| - 8   | 0450286     | CLIP -----   | 1              |                |
| - 9   | 0453003-1   | SHOCK MOUNT ASSEMBLY -----                             | 7              |                |
| - 9A  | 0453003-11  | SHOCK MOUNT ASSEMBLY FLOATPLANE ONLY -----             | 2              | J              |
|   | 0453003-12  | SHOCK MOUNT ASSEMBLY FLOATPLANE ONLY -----             | 2              | K              |
|   | 0500044-37  | SHIM-MOUNT FLOATPLANE ONLY -----                       | 2              |                |
|   | 0500044-38  | SHIM-MOUNT FLOATPLANE ONLY -----                       | 2              |                |
| -10   | 0453003-9   | SHOCK MOUNT ASSEMBLY -----                             | 4              |                |
| -11   | 0500044-9   | ANGLE-LH -----   | 1              |                |
| -12   | 0500044-10  | ANGLE-RH -----   | 1              |                |
| -13   | 0500044-23  | ANGLE-LH -----   | 1              |                |
| -14   | 0500044-35  | ANGLE-RH -----   | 1              |                |
| -15   | 0513109-7   | ANGLE-LH -----   | 1              |                |
|   | 0513109-11  | ANGLE-RH -----   | 1              |                |
| -16   | 0513109-12  | ANGLE-REINFORCEMENT LH -----                           | 1              |                |
| -17   | 0513109-8   | ANGLE-REINFORCEMENT RH -----                           | 1              |                |
| -18   | 0513109-9   | ANGLE-LOWER -----                                      | 1              |                |
| -19   | 0513109-10  | SPACER-ENGINE MOUNT REINFORCEMENT -----                | 4              |                |
| -20   | 0513109-15  | ANGLE-LH -----   | 1              |                |
|   | 0513109-24  | ANGLE-RH -----   | 1              |                |
| -21   | 0513109-23  | ANGLE-UPPER -----                                      | 1              |                |
| -22   | 0513109-29  | DOUBLER-LH -----                                       | 1              |                |
| -23   | 0513109-56  | DOUBLER-RH -----                                       | 1              |                |
| -24   | 0513109-50  | ANGLE -----  | 2              |                |
| -25   | 0513109-72  | REINFORCEMENT -----                                    | 1              |                |
| -26   | 0513109-69  | ANGLE-LH -----   | 1              |                |
| -27   | 0513109-70  | ANGLE-RH -----   | 1              |                |
| -28   | 0713757-1   | BRACKET -----  | 1              |                |
| -29   | 1713105-3   | SPACER -----   | 1              |                |
| -30   | 0753000-13  | DOUBLER -----  | 3              |                |
| -31   | 1713110-1   | BRACKET ASSEMBLY -----                                 | 2              |                |
| -32   | NAS697A3    | NUTPLATE -----   | 2              |                |
| -33   | 0553007-1   | REINFORCEMENT WEU 0553007-2 -----                      | 2              | E              |
|   | 0553007-2   | REINFORCEMENT -----                                    | 2              | F              |
|   | AN924-2D    | NUT -----  | 1              |                |
| -34   | S1863-4     | NUTPLATE TIN -----                                     | 1              |                |
| -35   | S1863-3A    | NUTPLATE TIN -----                                     | 17             |                |
| -36   | NAS680A4    | NUTPLATE -----   | 2              |                |
| -37   | NAS697A4    | NUTPLATE -----   | 2              | B              |
| -37A  | NAS697A4K   | NUTPLATE -----   | 2              | C              |
| -38   | 0513327-1   | STIFFENER-LH -----                                     | 1              |                |
| -39   | 0513327-2   | STIFFENER-RH -----                                     | 1              |                |
| -40   | 0553006-4   | STIFFENER -----  | 1              |                |
| -41   | NAS680A08   | NUTPLATE -----   | 2              |                |
| -42   | AN832-2D    | UNION -----  | 1              | G              |
|   | AN960-516   | WASHER -----   | 2              | G              |
|   | AN924-2D    | NUT -----  | 1              | G              |
| -43   | 1450024-3   | UNION -----  | 1              | H              |
|   | AN960D616   | WASHER -----   | 2              | H              |
|   | AN924-3D    | NUT -----  | 1              | H              |
| NOTE. *ITEMS MARKED * ARE SHIPPED AS LOOSE PARTS  |             |  |                |                |
| <p>A---172 SERIAL 17256513 THRU 17257959<br/>           B---172 SERIAL 17256513 THRU 17256823<br/>           C---172 SERIAL 17256824 THRU 17263458<br/>                 F172 SERIAL F17200805 THRU F17201234<br/>           D---172 SERIAL 17257960 THRU 17263458<br/>                 F172 SERIAL F17200805 THRU F17201234<br/>           E---172 SERIAL 17256513 THRU 17258868<br/>           F---172 SERIAL 17258869 THRU 17263458<br/>                 F172 SERIAL F17200805 THRU F17201234<br/>           G---172 SERIAL 17256513 THRU 17259043<br/>           H---172 SERIAL 17259044 THRU 17263458<br/>                 F172 SERIAL F17200805 THRU F17201234<br/>           J---172 SERIAL 17256513 THRU 17261229<br/>           K---172 SERIAL 17261230 THRU 17263458</p> |             |  |                |                |



**P172 SERIAL P17257120 THRU P17257188**

Figure 42. Firewall Assembly

| FIGURE AND INDEX NO. | PART NUMBER | DESCRIPTION                                     | UNITS PER ASSY |   |   |   |   |   | USABLE ON CODE |   |
|----------------------|-------------|---|----------------|---|---|---|---|---|----------------|---|
|                      |             |   | 1              | 2 | 3 | 4 | 5 | 6 |                | 7 |
| 42 -                 | 0591302-8   | FIREWALL ASSEMBLY                               |                |   |   |   |   |   | 1              | A |
|                      | 0591302-11  | FIREWALL ASSEMBLY WHEN EXHAUSTED USE 0591302-11 |                |   |   |   |   |   | 1              |   |
| - 1                  | 0513109-48  | SHEET-UPPER                                     |                |   |   |   |   |   | 1              |   |
|                      | 0513109-54  | SHEET-UPPER WHEN EXHAUSTED USE 0513109-54       |                |   |   |   |   |   | 1              |   |
| - 2                  | 0513109-31  | SHEET-LOWER                                     |                |   |   |   |   |   | 1              |   |
|                      | 0513109-55  | SHEET-LOWER WHEN EXHAUSTED USE 0513109-55       |                |   |   |   |   |   | 1              |   |
| - 3                  | 0513109-72  | REINFORCEMENT                                   |                |   |   |   |   |   | 1              |   |
| - 4                  | 0513109-41  | HEATER DUCT ASSEMBLY                            |                |   |   |   |   |   | 1              |   |
| - 5                  | 0513109-9   | ANGLE-LOWER                                     |                |   |   |   |   |   | 1              |   |
| - 6                  | 0513109-7   | ANGLE-LOWER LH                                  |                |   |   |   |   |   | 1              |   |
|                      | 0513109-11  | ANGLE-LOWER RH                                  |                |   |   |   |   |   | 1              |   |
| - 7                  | 0513109-15  | ANGLE-LH  | *              |   |   |   |   |   | 1              |   |
|                      | 0513109-24  | ANGLE-RH  | *              |   |   |   |   |   | 1              |   |
| - 8                  | 0513109-23  | ANGLE-UPPER                                     |                |   |   |   |   |   | 1              |   |
| - 9                  | 0513109-12  | ANGLE-REINFORCEMENT LH                          |                |   |   |   |   |   | 1              |   |
|                      | 0513109-8   | ANGLE-REINFORCEMENT RH                          |                |   |   |   |   |   | 1              |   |
| -10                  | 0450286     | CLIP  |                |   |   |   |   |   | 1              |   |
| -11                  | S1863-3A    | NUT TIN   |                |   |   |   |   |   | 17             |   |
| -12                  | 0513109-10  | SPACER-ENGINE MOUNT REINFORCEMENT               |                |   |   |   |   |   | 4              |   |
| -13                  | 0513109-29  | DOUBLER-ENGINE MOUNT REINFORCEMENT              |                |   |   |   |   |   | 2              |   |
| -14                  | 0753000-13  | DOUBLER   |                |   |   |   |   |   | 8              |   |
| -15                  | 0513129     | BRACKET   |                |   |   |   |   |   | 1              |   |
| -16                  | NAS680A4    | NUTPLATE  |                |   |   |   |   |   | 3              |   |
| -17                  | 0513002-11  | STIFFENER-LH                                    |                |   |   |   |   |   | 1              |   |
|                      | 0513327-1   | STIFFENER-LH WHEN EXHAUSTED USE 0513327-1       |                |   |   |   |   |   | 1              |   |
| -18                  | 0513002-12  | STIFFENER-RH                                    |                |   |   |   |   |   | 1              |   |
|                      | 0513327-2   | STIFFENER-RH WHEN EXHAUSTED USE 0513327-2       |                |   |   |   |   |   | 1              |   |
| -19                  | 0500044-23  | ANGLE-LH  |                |   |   |   |   |   | 1              |   |
| -20                  | 0500044-11  | ANGLE-RH  |                |   |   |   |   |   | 1              |   |
| -21                  | 0500044-9   | ANGLE-LH  |                |   |   |   |   |   | 1              |   |
| -22                  | 0500044-10  | ANGLE-RH  |                |   |   |   |   |   | 1              |   |

NOTE. ITEMS MARKED \* ARE SHIPPED AS LOOSE PARTS

A---P172 SERIAL P17257120 THRU P17257188  
 FP172 SERIAL FP172-0001 THRU FP172-0003

Fuselage (Cont)

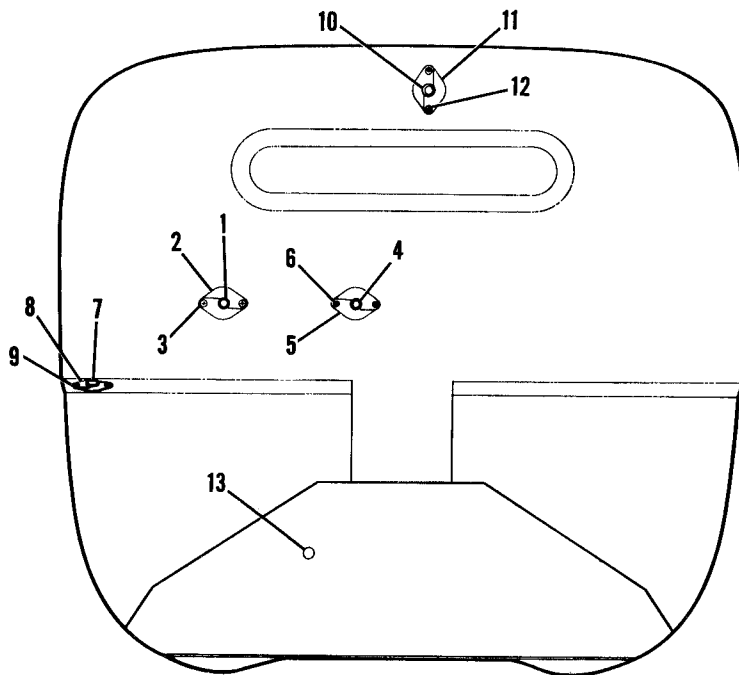
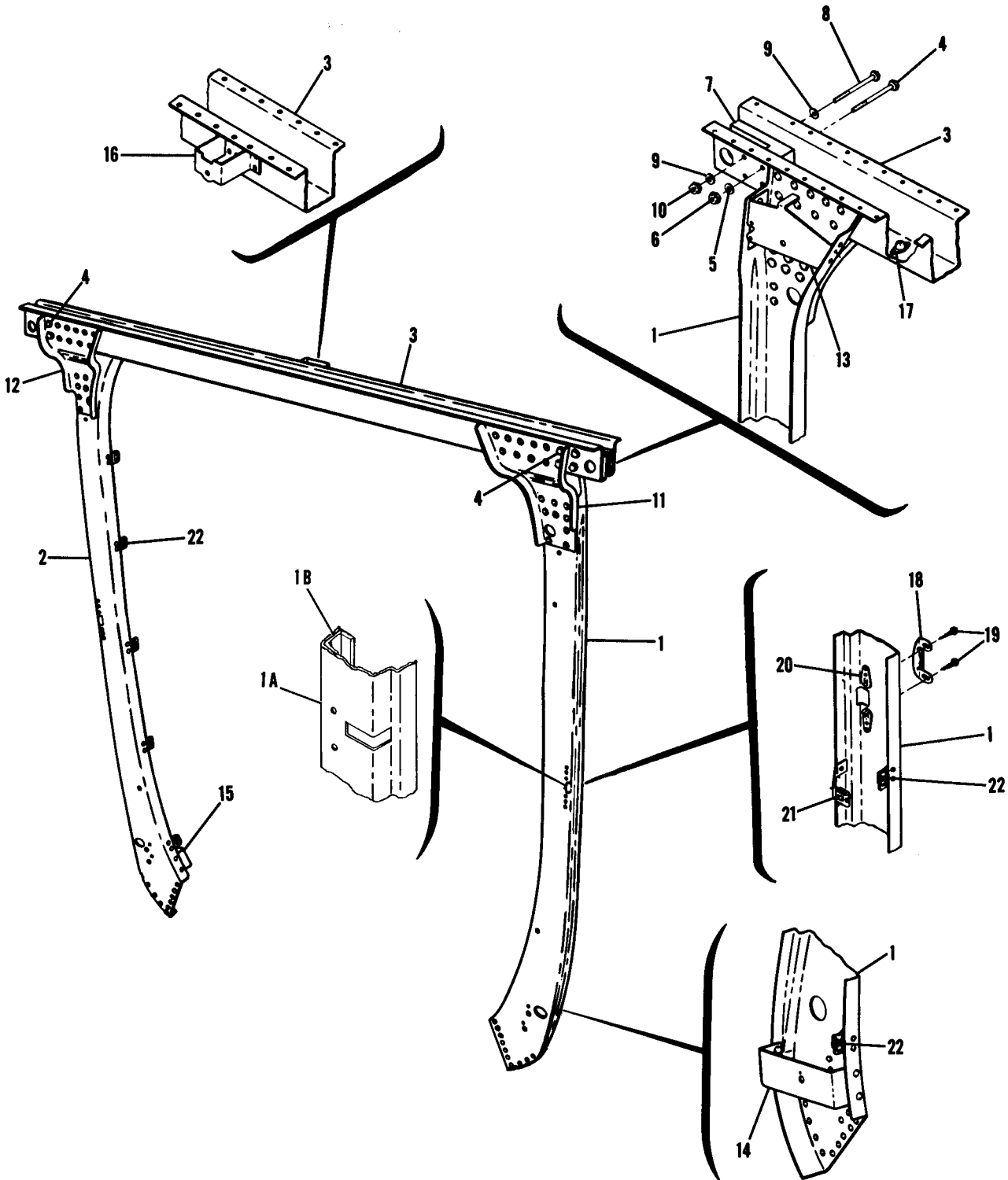


Figure 43. Firewall Grommets Installation

| FIGURE AND INDEX NO. | PART NUMBER | DESCRIPTION  | UNITS PER ASSY | USABLE ON CODE |
|----------------------|-------------|--|----------------|----------------|
| 43 -                 |             | <b>1 2 3 4 5 6 7</b>   |                |                |
| - 1                  | NAS557-3A   | GROMMETS INSTALLATION-FIREWALL -----   | NP             |                |
| - 2                  | S1095-1     | GROMMET-OIL TEMPERATURE LINE -----   | 1              |                |
|                      |             | SHIELD HALF-OIL TEMPERATURE LINE -----   | 2              |                |
|                      |             | ATTACHING PARTS  |                |                |
| - 3                  | S1021Z8-6   | SCREW -----  | 1              |                |
|                      | NAS446-4-3  | NUT -----  | 1              |                |
|                      |             | ---*---  |                |                |
| - 4                  | NAS557-4A   | GROMMET-TACHOMETER SHAFT -----   | 1              |                |
| - 5                  | S1095-2     | SHIELD-TACHOMETER SHAFT -----  | 2              |                |
|                      |             | ATTACHING PARTS  |                |                |
| - 6                  | S1021Z8-6   | SCREW -----  | 1              |                |
|                      | NAS446-4-3  | NUT -----  | 1              |                |
|                      |             | ---*---  |                |                |
| - 7                  | 0713003-51  | FAIRLEAD-STARTER CABLE -----   | 1              | A              |
| - 8                  | S1095-4     | SHIELD HALF-STARTER CABLE -----  | 2              | A              |
|                      |             | ATTACHING PARTS  |                |                |
| - 9                  | S1021Z8-6   | SCREW -----  | 1              | A              |
|                      | NAS446-4-3  | NUT -----  | 1              | A              |
|                      |             | ---*---  |                |                |
| -10                  | NAS557-8A   | GROMMET TO ACCOMMODATE 1/2 IN. WIRE BUNDLE -----   | 1              |                |
|                      | NAS557-10A  | GROMMET TO ACCOMMODATE 5/8 IN. WIRE BUNDLE -----   | 1              |                |
|                      | NAS557-12A  | GROMMET TO ACCOMMODATE 3/4 IN. WIRE BUNDLE -----   | 1              |                |
| -11                  | S1095-4     | SHIELD HALF TO ACCOMMODATE 1/2 IN. WIRE BUNDLE -----   | 2              |                |
|                      | S1095-5     | SHIELD HALF TO ACCOMMODATE 5/8 IN. WIRE BUNDLE -----   | 2              |                |
|                      | S1095-6     | SHIELD HALF TO ACCOMMODATE 3/4 IN. WIRE BUNDLE -----   | 2              |                |
|                      |             | ATTACHING PARTS  |                |                |
| -12                  | S1021Z8-6   | SCREW -----  | 1              |                |
|                      | NAS446-4-3  | NUT -----  | 1              |                |
|                      |             | ---*---  |                |                |
| -13                  | S354-3      | GROMMET -----  | 1              | B              |
|                      | 0750032-1   | SHIELD -----   | 1              | B              |
|                      |             | A---P172 SERIAL P17257120 THRU P17257188<br>FP172 SERIAL FP172-0001 THRU FP172-0003<br>B---172 SERIAL 17256513 THRU 17263458 |                |                |

Fuselage (Cont)



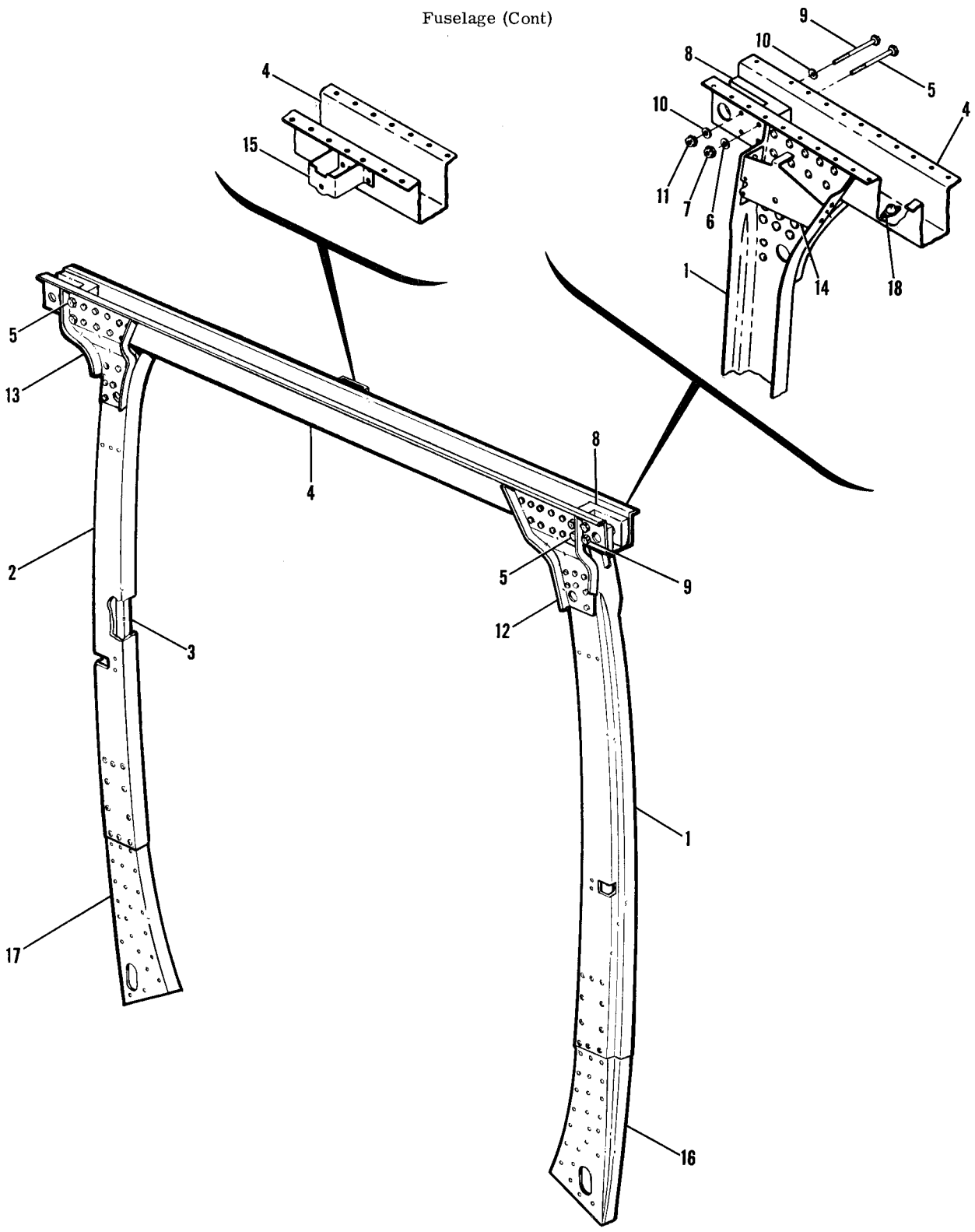
F172 SERIAL F172-0001 THRU F17200754  
 P172 SERIAL P17257120 THRU P17257188  
 172 SERIAL 17249545 THRU 17259223

Figure 44. Fuselage Bulkhead Assembly Sta. 65.33



| FIGURE AND INDEX NO.  | PART NUMBER | DESCRIPTION                                  | UNITS PER ASSY | USABLE ON CODE |
|---|-------------|--|----------------|----------------|
|   |             |  |                |                |
| 44 -  | 0512124-44  | BULKHEAD ASSEMBLY-FUSELAGE STA 65.33 -----   | 1              | A              |
|   | 0512124-47  | BULKHEAD ASSEMBLY-FUSELAGE STA 65.33 -----   | 1              | B              |
| - 1   | 0512124-35  | CHANNEL-LH -----                             | 1              | A              |
| - 1A  | 0512124-63  | CHANNEL-LH -----                             | 1              | B              |
| - 1B  | 0512124-61  | DOUBLER-LH -----                             | 1              | B              |
| - 2   | 0512124-36  | CHANNEL-RH -----                             | 1              | A              |
|   | 0512124-62  | CHANNEL-RH -----                             | 1              | B              |
|   | 0512124-60  | DOUBLER-RH -----                             | 1              | B              |
| - 3   | 0512124-43  | SPAR-CENTER SECTION -----<br>ATTACHING PARTS | 1              |                |
| - 4   | AN3-20A     | BOLT -----                                   | 4              |                |
| - 5   | AN960-10    | WASHER -----                                 | 8              |                |
| - 6   | MS21044N3   | NUT -----                                    | 4              |                |
|   |             | *-----                                       |                |                |
| - 7   | 0512122     | BLOCK-BEARING -----<br>ATTACHING PARTS       | 2              |                |
| - 8   | AN3-20A     | BOLT -----                                   | 2              |                |
| - 9   | AN960-10    | WASHER -----                                 | 4              |                |
| -10   | MS21044N3   | NUT -----                                    | 2              |                |
|   |             | *-----                                       |                |                |
| -11   | 0512124-8   | PLATE-SPLICE LH -----                        | 1              |                |
| -12   | 0512124-9   | PLATE-SPLICE RH -----                        | 1              |                |
| -13   | 0512139-3   | BRACKET-AILERON UPPER PULLEY LH -----        | 1              |                |
|   | 0512139-2   | BRACKET-AILERON UPPER PULLEY RH -----        | 1              |                |
| -14   | 0512134     | BRACKET-PULLEY LH -----                      | 1              |                |
| -15   | 0512134-1   | BRACKET-PULLEY RH -----                      | 1              |                |
| -16   | 0512137     | BRACKET-PULLEY -----                         | 1              |                |
| -17   | NAS682A08   | NUT -----                                    | 3              |                |
| -18   | 0411582     | STRIKE PLATE -----<br>ATTACHING PARTS        | 2              | A              |
| -19   | AN515-8R8   | SCREW -----                                  | 2              | A              |
| -20   | NAS682A08   | NUT EN -----                                 | 2              | A              |
|   |             | *-----                                       |                |                |
| -21   | 0511185     | CLIP -----                                   | 2              |                |
| -22   | 0512150     | CLIP -----                                   | 10             | A              |
|   | NAS395-6-3  | NUT -----                                    | 12             |                |
| <p>A---172 SERIAL 17249545 THRU 17253392<br/>           F172 SERIAL F172-0001 THRU F172-0179<br/>           P172 SERIAL P17257120 THRU P17257188<br/>           F172 SERIAL FP172-0001 THRU FP172-0003</p> <p>B---172 SERIAL 17253393 THRU 17259223<br/>           F172 SERIAL F172-0180 THRU F17200754</p> |             |  |                |                |

Fuselage (Cont)



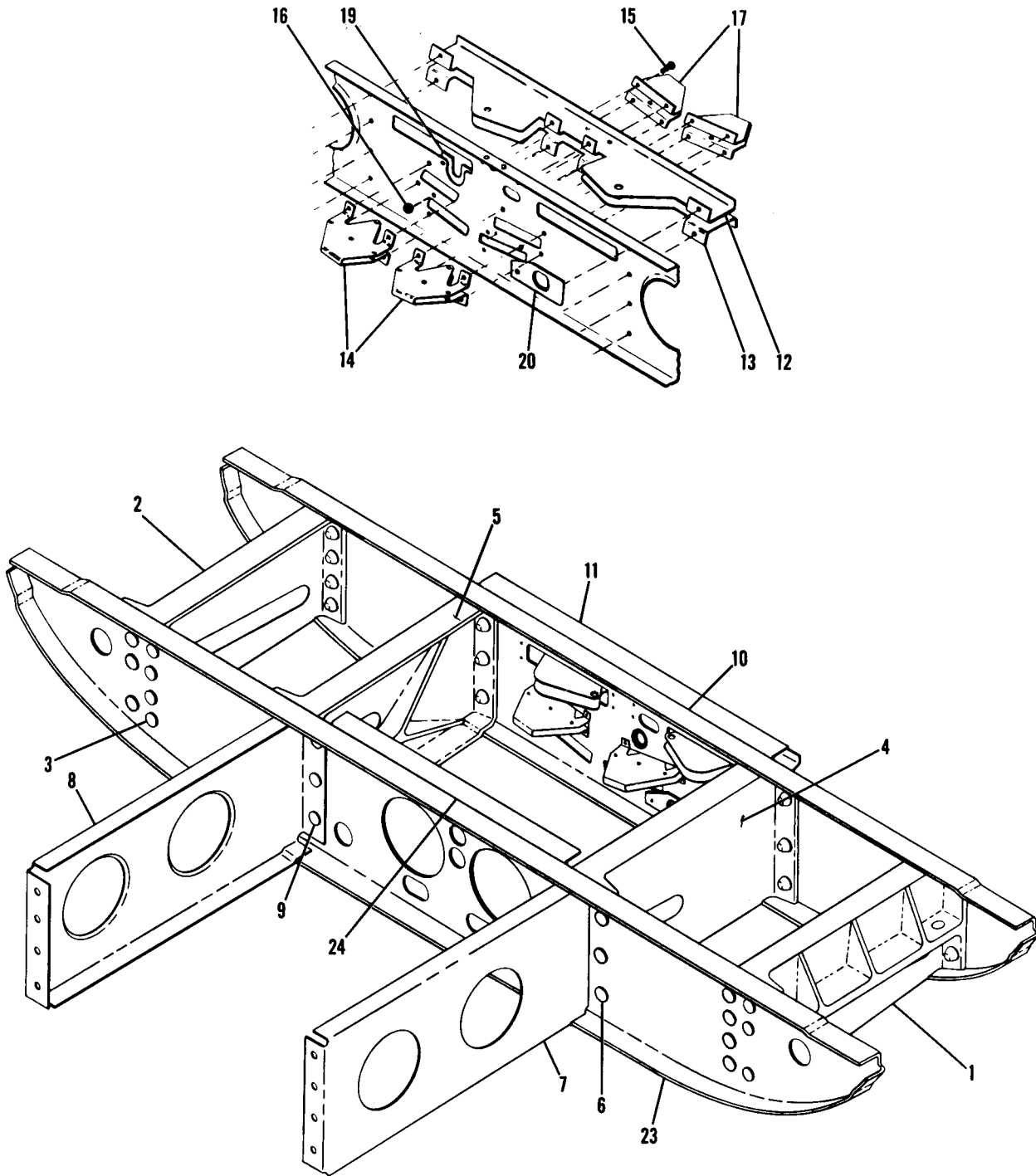
172 SERIAL 17259224 THRU 17263458  
F172 SERIAL F17200755 THRU F17201234

Figure 45. Rear Doorpost Bulkhead Assembly



| FIGURE AND INDEX NO. | PART NUMBER | DESCRIPTION  | UNITS PER ASSY | USABLE ON CODE |
|----------------------|-------------|--|----------------|----------------|
|                      |             | <b>1 2 3 4 5 6 7</b>   |                |                |
| 45 -                 | 0512186-1   | BULKHEAD ASSEMBLY-FUSELAGE STA. 65.33 -----                                  | 1              | A              |
| - 1                  | 0512186-5   | CHANNEL-LH -----   | 1              |                |
| - 2                  | 0512186-6   | CHANNEL-RH -----   | 1              |                |
|                      | 0512186-7   | DOUBLER-LH WEU 0512186-13 -----  | 1              |                |
|                      | 0512186-13  | DOUBLER-LH -----   | 1              |                |
| - 3                  | 0512186-8   | DOUBLER-RH WEU 0512186-12 -----  | 1              |                |
|                      | 0512186-12  | DOUBLER-RH -----   | 1              |                |
| - 4                  | 0512124-78  | SPAR-CENTER SECTION -----  | 1              |                |
|                      |             | ATTACHING PARTS -----  |                |                |
| - 5                  | AN3-20A     | BOLT -----   | 4              |                |
| - 6                  | AN960-10    | WASHER -----   | 8              |                |
| - 7                  | MS21044N3   | NUT -----  | 4              |                |
|                      |             | ---*---  |                |                |
| - 8                  | 0512122     | BLOCK-BEARING -----  | 2              |                |
|                      |             | ATTACHING PARTS -----  |                |                |
| - 9                  | AN3-20A     | BOLT -----   | 2              |                |
| -10                  | AN960-10L   | WASHER -----   | 4              |                |
| -11                  | MS21044N3   | NUT -----  | 2              |                |
|                      |             | ---*---  |                |                |
| -12                  | 0512124-79  | BRACE-LH -----   | 1              |                |
| -13                  | 0512124-80  | BRACE-RH -----   | 1              |                |
| -14                  | 0512139-3   | BRACKET-AILERON UPPER PULLEY LH -----  | 1              |                |
|                      | 0512139-2   | BRACKET-AILERON UPPER PULLEY RH -----  | 1              |                |
| -15                  | 0512137     | BRACKET-PULLEY -----   | 1              |                |
| -16                  | 0512183-1   | DOUBLER-LH -----   | 1              |                |
| -17                  | 0512183-2   | DOUBLER-RH -----   | 1              |                |
| -18                  | NAS682A08   | NUTPLATE -----   | 3              |                |
|                      |             | A---172 SERIAL 17259224 THRU 17263458<br>F172 SERIAL F17200755 THRU 17201234 |                |                |

Fuselage (Cont)



**172 SERIAL 17249545 THRU 17259223**  
**P172 SERIAL P17257120 THRU P17257188**  
**F172 SERIAL F172-0001 THRU F17200754**

Figure 46. Landing Gear Bulkhead Assembly Sta. 44.00 To 65.33

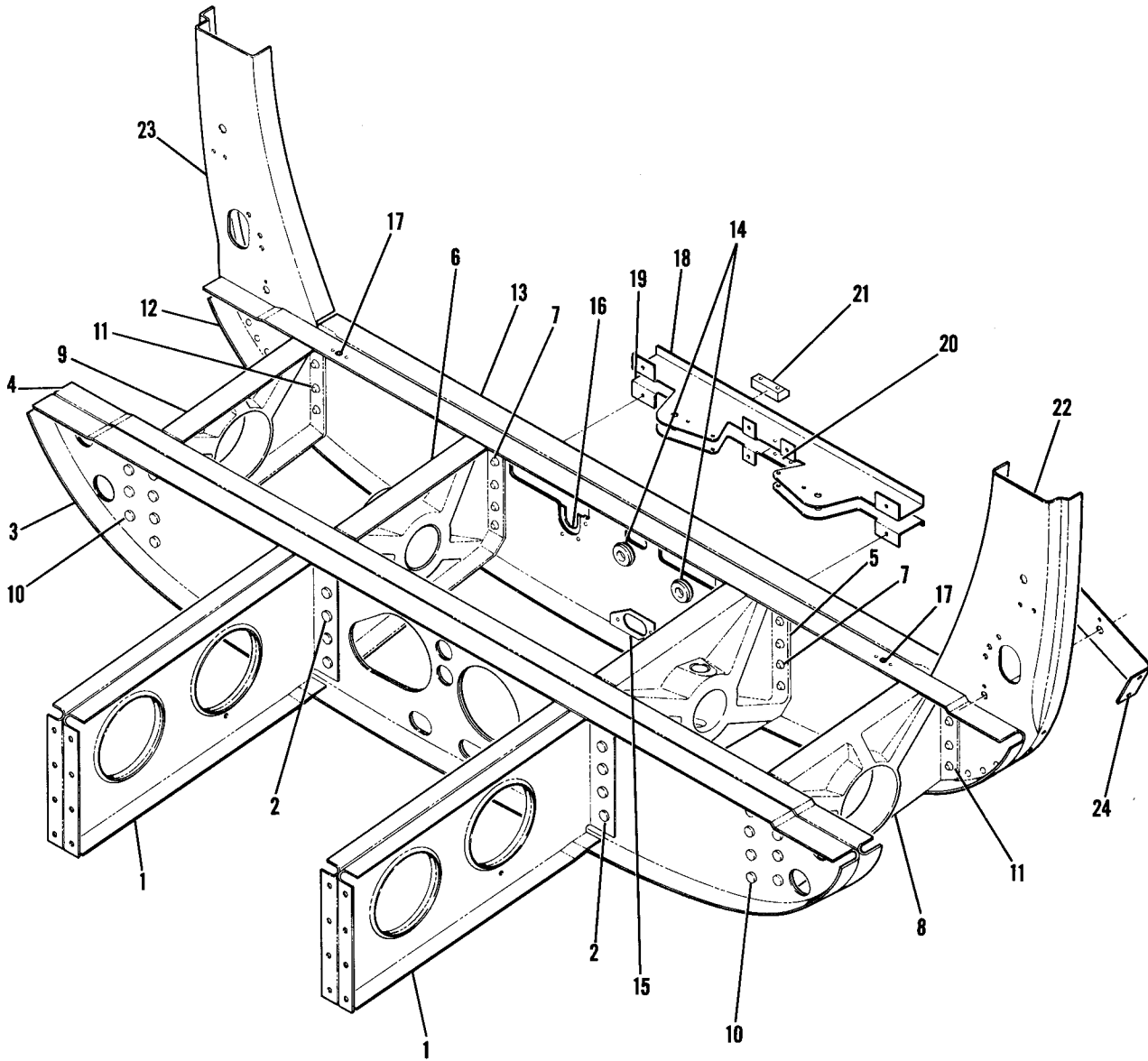


| FIGURE AND INDEX NO. | PART NUMBER | DESCRIPTION   | UNITS PER ASSY | USABLE ON CODE |
|----------------------|-------------|---|----------------|----------------|
| 46 -                 | 0511289-4   | BULKHEAD ASSEMBLY-LANDING GEAR STA 44.00 TO 65.33 ----- | 1              | B              |
| - 1                  | 0541121-1   | SUPPORT-OUTBOARD LH -----                               | 1              |                |
| - 2                  | 0541121-2   | SUPPORT-OUTBOARD RH -----                               | 1              |                |
|                      |             | ATTACHING PARTS   |                |                |
| - 3                  | NAS178-8-6  | RIVET-HI SHEAR -----                                    | 12             |                |
|                      | NAS179-8    | COLLAR -----  | 12             |                |
|                      |             | ---*---   |                |                |
| - 4                  | 0541122-1   | SUPPORT-INBOARD LH -----                                | 1              |                |
| - 5                  | 0541122-2   | SUPPORT-INBOARD RH -----                                | 1              |                |
|                      |             | ATTACHING PARTS   |                |                |
| - 6                  | NAS178-8-6  | RIVET-HI SHEAR -----                                    | 9              |                |
|                      | NAS179-8    | COLLAR -----  | 9              |                |
|                      |             | ---*---   |                |                |
| - 7                  | 0511288-1   | BULKHEAD-LH -----                                       | 1              |                |
| - 8                  | 0511288-2   | BULKHEAD-RH -----                                       | 1              |                |
|                      |             | ATTACHING PARTS   |                |                |
| - 9                  | NAS178-8-7  | RIVET-HI SHEAR -----                                    | 3              |                |
|                      | NAS179-8    | COLLAR -----  | 3              |                |
|                      |             | ---*---   |                |                |
| -10                  | 0511287     | BULKHEAD-LANDING GEAR STA 65.33 -----                   | 1              |                |
| -11                  | 0511289-2   | ANGLE-BULKHEAD REINFORCEMENT -----                      | 1              |                |
| -12                  | 0512132-15  | BRACKET ASSEMBLY-AILERON PULLEY UPPER -----             | 1              |                |
| -13                  | 0512132-17  | BRACKET ASSEMBLY-AILERON PULLEY LOWER -----             | 1              |                |
| -14                  | 0512128     | * BRACKET-FLAP PULLEY -----                             | 2              | A              |
|                      |             | ATTACHING PARTS   |                |                |
| -15                  | AN515-10R7  | * SCREW -----   | 4              | A              |
| -16                  | MS21044N3   | * NUT -----   | 4              | A              |
|                      |             | ---*---   |                |                |
| -17                  | 0512129     | * BRACKET-FLAP PULLEY -----                             | 2              | A              |
| -18                  |             | DELETED NEVER USED -----                                |                |                |
| -19                  | 0512152     | RUB STRIP -----   | 1              |                |
| -20                  | 0512124-15  | FAIRLEAD -----  | 1              |                |
| -21                  |             | DELETED NEVER USED -----                                |                |                |
| -22                  |             | DELETED NEVER USED -----                                |                |                |
| -23                  | 0511281     | BULKHEAD-LANDING GEAR STA. 56.70 -----                  | 1              |                |
| -24                  | 0511289-3   | ANGLE-BULKHEAD REINFORCEMENT -----                      | 1              |                |

NOTE. \*THESE PARTS ARE NOT USED ON AIRCRAFT HAVING ELECTRIC FLAPS

A---172 SERIAL 17248735 THRU 17251822  
 B---172 SERIAL 17249545 THRU 17259223  
 P172 SERIAL P17257120 THRU P17257188  
 F172 SERIAL F172-0001 THRU F17200754  
 FP172 SERIAL FP172-0001 THRU FP172-0003

Fuselage (Cont)



**172 SERIAL 17259224 THRU 17263458**  
**F172 SERIAL F17200755 THRU F17201234**

Figure 47. Landing Gear Bulkhead Assembly Sta. 44.00 To 65.33

| FIGURE AND INDEX NO.  | PART NUMBER | DESCRIPTION  | UNITS PER ASSY | USABLE ON CODE |
|---|-------------|--|----------------|----------------|
|   |             | <b>1 2 3 4 5 6 7</b>                                       |                |                |
| 47 -  | 0511794-1   | BULKHEAD ASSEMBLY-LANDING GEAR STA 44.00 TO 65.33 -----    | 1              | A              |
| - 1   | 0511777-1   | BULKHEAD ASSEMBLY-LANDING GEAR STA 44.00 TO 56.70 -----    | 2              |                |
|   |             | ATTACHING PARTS -----                                      |                |                |
| - 2   | NAS178-8-9  | PIN -----  | 10             |                |
|   | NAS1428-9   | PIN ALTERNATE -----  | 10             |                |
|   | NAS179-8    | COLLAR -----   | 10             |                |
|   | NAS1080C8   | COLLAR ALTERNATE -----                                     | 10             |                |
|   |             | ---*---  |                |                |
| - 3   | 0511795-1   | BULKHEAD ASSEMBLY-LANDING GEAR STA 56.70 -----             | 1              |                |
|   | 0511795-3   | BULKHEAD-FORWARD STA 56.70 -----                           | 1              |                |
| - 4   | 0511795-2   | BULKHEAD-AFT STA 56.70 -----                               | 1              |                |
| - 5   | 0541195-5   | LANDING GEAR SUPPORT-INBOARD LH -----                      | 1              |                |
| - 6   | 0541195-6   | LANDING GEAR SUPPORT-INBOARD RH -----                      | 1              |                |
|   |             | ATTACHING PARTS -----                                      |                |                |
| - 7   | NAS178-8-8  | PIN -----  | 9              |                |
|   | NAS1428-8   | PIN ALTERNATE -----  | 9              |                |
|   | NAS179-8    | COLLAR -----   | 9              |                |
|   | NAS1080C8   | COLLAR ALTERNATE -----                                     | 9              |                |
|   |             | ---*---  |                |                |
|   | 0512124-15  | FAIRLEAD USED ON 0511795-1 ONLY -----                      | 1              |                |
| - 8   | 0541196-1   | LANDING GEAR SUPPORT-OUTBOARD LH -----                     | 1              |                |
| - 9   | 0541196-2   | LANDING GEAR SUPPORT-OUTBOARD RH -----                     | 1              |                |
|   |             | ATTACHING PARTS -----                                      |                |                |
| -10   | NAS178-8-8  | PIN -----  | 8              |                |
|   | NAS1428-8   | PIN ALTERNATE -----  | 8              |                |
|   | NAS179-8    | COLLAR -----   | 8              |                |
|   | NAS1080C8   | COLLAR ALTERNATE -----                                     | 8              |                |
| -11   | NAS178-8-10 | PIN -----  | 9              |                |
|   | NAS1428-8   | PIN ALTERNATE -----  | 9              |                |
|   | NAS179-8    | COLLAR -----   | 9              |                |
|   | NAS1080C8   | COLLAR ALTERNATE -----                                     | 9              |                |
|   |             | ---*---  |                |                |
|   | 0511796-1   | BULKHEAD ASSEMBLY-LANDING GEAR STA 65.33 -----             | 1              | B              |
|   |             | WEU 0511796-7 -----  |                |                |
|   | 0511796-7   | BULKHEAD ASSEMBLY-LANDING GEAR STA 65.33 -----             | 1              | C              |
| -12   | 0511796-3   | BULKHEAD-FORWARD STA 65.33 WEU 0511796-9 -----             | 1              | B              |
|   | 0511796-9   | BULKHEAD-FORWARD STA 65.33 -----                           | 1              | C              |
| -13   | 0511796-2   | BULKHEAD-AFT STA 65.33 WEU 0511796-8 -----                 | 1              | B              |
|   | 0511796-8   | BULKHEAD-AFT STA 65.33 -----                               | 1              | C              |
| -14   | S338-7      | FAIRLEAD HALF -----  | 4              |                |
|   |             | ATTACHING PARTS -----                                      |                |                |
|   | S339-P2     | CLIP -----   | 1              |                |
|   |             | ---*---  |                |                |
| -15   | 0511807-1   | FAIRLEAD -----   | 1              |                |
| -16   | 0511808-1   | RUB STRIP -----  | 1              |                |
| -17   | NAS680A4    | NUTPLATE -----   | 2              |                |
| -18   | 0512132-11  | BRACKET ASSEMBLY-AILERON PULLEY UPPER WEU 0512132-15 ----- | 1              | B              |
|   | 0512132-15  | BRACKET ASSEMBLY-AILERON PULLEY UPPER -----                | 1              | C              |
|   | 0512132-4   | FAIRLEAD -----   | 1              |                |
| -19   | 0512132-10  | BRACKET ASSEMBLY-AILERON PULLEY LOWER WEU 0512132-17 ----- | 1              | B              |
|   | 0512132-17  | BRACKET ASSEMBLY-AILERON PULLEY LOWER -----                | 1              | C              |
| -20   | 0512132-4   | FAIRLEAD -----   | 1              |                |
| -21   | 0512132-5   | FAIRLEAD -----   | 1              |                |
| -22   | 0512187-1   | CHANNEL-BULKHEAD LH -----                                  | 1              |                |
| -23   | 0512187-2   | CHANNEL-BULKHEAD RH -----                                  | 1              |                |
| -24   | 0512134-2   | BRACKET-PULLEY LH -----                                    | 1              |                |
|   | 0512134-3   | BRACKET-PULLEY RH -----                                    | 1              |                |
| <p>A---172 SERIAL 17259224 THRU 17263458<br/> F172 SERIAL F17200755 F17201234</p> <p>B---172 SERIAL 17259224 THRU 17259884<br/> F172 SERIAL F17200750 THRU F17200804</p> <p>C---172 SERIAL 17259885 THRU 17263458<br/> F172 SERIAL F17200805 THRU F17201234</p> |             |  |                |                |

Fuselage (Cont)

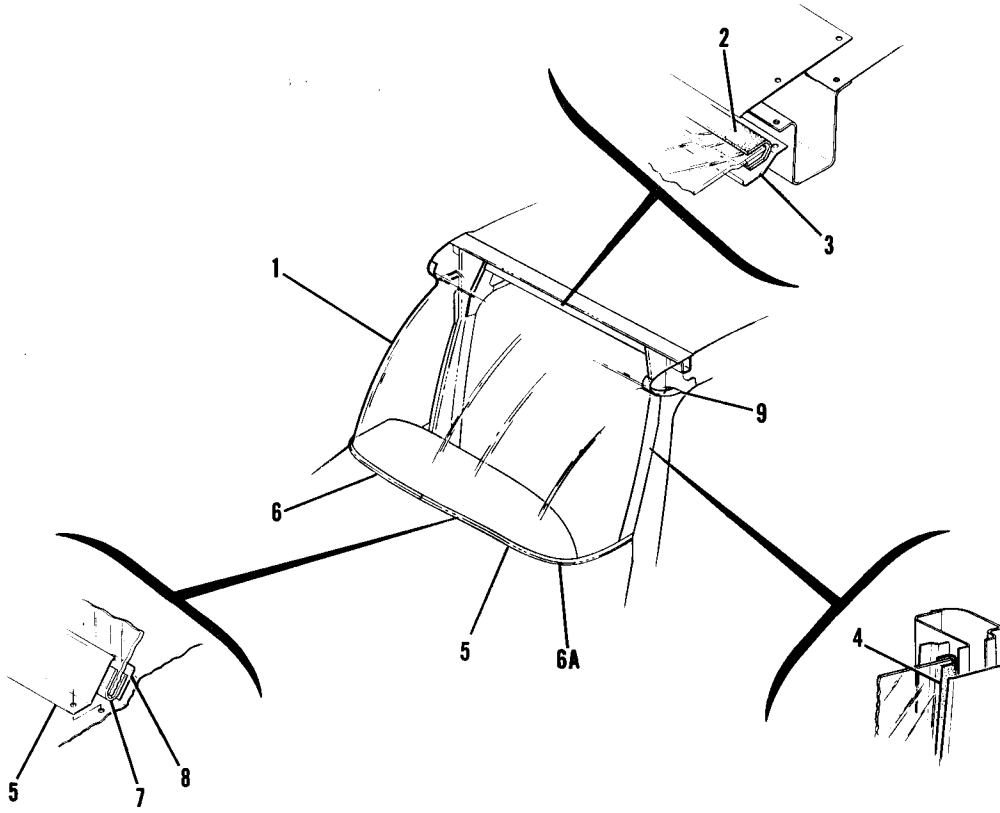


Figure 48. Windshield Installation

| FIGURE AND INDEX NO. | PART NUMBER | DESCRIPTION  | UNITS PER ASSY | USABLE ON CODE |
|----------------------|-------------|--|----------------|----------------|
| 48 -                 |             | <b>1 2 3 4 5 6 7</b>   |                |                |
| -                    |             | WINDSHIELD INSTALLATION -----  | NP             |                |
| - 1                  | 0513230-10  | WINDSHIELD ASSEMBLY -----  | 1              | A              |
|                      | 0513230-12  | WINDSHIELD ASSEMBLY -----  | 1              | B              |
|                      | 0513230-14  | WINDSHIELD ASSEMBLY -----  | 1              | C              |
| - 2                  | S1389-4     | SEAL-FELT 46.50 IN LG BULK ITEM REF S1389-4-46.50 -----  | AR             |                |
| - 3                  | 0513312-1   | RETAINER-WINDSHIELD TOP -----  | 1              |                |
| - 4                  | S1389-1     | SEAL-FELT 18.50 IN LG BULK ITEM REF S1389-1-18.50 -----  | AR             |                |
| - 5                  | 0513230-3   | RETAINER-OUTSIDE LH WHEN EXHAUSTED USE 0513230-18 -----  | 1              |                |
| - 6                  | 0513230-4   | RETAINER-OUTSIDE RH WHEN EXHAUSTED USE 0513230-18 -----  | 1              |                |
| - 6A                 | 0513230-18  | RETAINER-OUTSIDE ONE PIECE -----   | 1              |                |
| - 7                  | S1389-2     | SEAL-FELT 76.50 IN LG BULK ITEM REF S1389-2-76.50 -----  | AR             |                |
| - 8                  | 0513230-5   | RETAINER-INSIDE LH -----   | 1              | A              |
|                      | 0513230-6   | RETAINER-INSIDE RH -----   | 1              | A              |
| - 9                  | 0413530-1   | COVER-WINDSHIELD UPPER EDGE -----  | 1              | D              |
|                      |             | A---172 SERIAL 17249545 THRU 17250572<br>F172 SERIAL F172-0001 THRU F172-0018<br>P172 SERIAL P17257120 THRU P17257188<br>FP172 SERIAL FP172-0001 THRU FP172-0003 |                |                |
|                      |             | B---172 SERIAL 17250573 THRU 17263458<br>F172 SERIAL F172-0019 THRU F17201234  |                |                |
|                      |             | C---172 SERIAL 17255289 THRU 17263458  |                |                |
|                      |             | D---172 SERIAL 17260359 THRU 17263458<br>F172 SERIAL F1720880 THRU F17201234   |                |                |

| FIGURE AND INDEX NO. | PART NUMBER | DESCRIPTION  | UNITS PER ASSY | USABLE ON CODE |
|----------------------|-------------|--|----------------|----------------|
|                      |             | <b>1 2 3 4 5 6 7</b>                                   |                |                |
| 49 -                 | 0512030-200 | FUSELAGE ASSEMBLY-AFT SECTION -----                    | 1              | E              |
|                      | 0512030-201 | FUSELAGE ASSEMBLY-AFT SECTION -----                    | 1              | B              |
|                      | 0512030-202 | FUSELAGE ASSEMBLY-AFT SECTION CLEAR GLASS ONLY -----   | 1              | K              |
|                      | 0512100-200 | FUSELAGE ASSEMBLY-AFT SECTION CLEAR GLASS ONLY -----   | 1              | U              |
|                      | 0512100-205 | FUSELAGE ASSEMBLY-AFT SECTION CLEAR GLASS ONLY -----   | 1              | AC             |
|                      |             | FUSELAGE ASSEMBLY-AFT SECTION -----                    | NP             | X              |
| - 1                  | SEE FIG 44  | BULKHEAD ASSEMBLY-FUSELAGE AFT SECTION STA 65.33 ----- | 1              | S              |
|                      | SEE FIG 45  | BULKHEAD ASSEMBLY-FUSELAGE AFT SECTION STA 65.33 ----- | 1              | T              |
| - 1A                 | 0511262-1   | ROTARY CLUTCH ASSEMBLY-LH -----                        | 1              | F              |
|                      | 0511262-2   | ROTARY CLUTCH ASSEMBLY-RH -----                        | 1              | F              |
|                      |             | ATTACHING PARTS -----                                  |                |                |
| - 1B                 | AN525-10R8  | SCREW -----  | 2              | F              |
|                      | AN960-10    | WASHER -----   | 2              | F              |
|                      | MS21044N3   | NUT -----  | 2              | F              |
|                      |             | ---*---  |                |                |
| - 1C                 | 0512192-1   | BUMPER-DOOR LATCH -----                                | 2              | AF             |
| - 2                  | SEE FIG 52  | TAILCONE ASSEMBLY-AFT -----                            | 1              |                |
| - 2A                 | SEE FIG 51  | EXTENDED BAGGAGE INSTALLATION -----                    | 1              | AF             |
| - 3                  | 0512100-3   | SKIN-LH WEU 0512100-21 -----                           | 1              | V              |
| - 4                  | 0512100-4   | SKIN-RH WEU 0512100-21 -----                           | 1              | V              |
|                      | 0512100-21  | SKIN-REAR SADDLE ONE PIECE -----                       | 1              | AB             |
|                      | 0512100-26  | SKIN-REAR SADDLE ONE PIECE -----                       | 1              | X              |
| - 5                  | 0512030-5   | SKIN-LH -----  | 1              | K              |
| - 5A                 | 0512100-11  | SKIN-LH -----  | 1              | L              |
| - 6                  | 0512030-6   | SKIN-RH -----  | 1              | K              |
|                      | 0512100-12  | SKIN-RH -----  | 1              | L              |
| - 7                  | 0512100-5   | SKIN-LH -----  | 1              | S              |
|                      | 0512100-19  | SKIN-LH -----  | 1              | T              |
| - 8                  | 0512100-6   | SKIN-RH -----  | 1              | S              |
|                      | 0512100-20  | SKIN-RH -----  | 1              | T              |
| - 9                  | 0512100-7   | SKIN-LH -----  | 1              |                |
| -10                  | 0512100-8   | SKIN-RH -----  | 1              |                |
| -11                  | 0512100-13  | SKIN-LH -----  | 1              |                |
| -12                  | 0512100-14  | SKIN-RH -----  | 1              |                |
| -13                  | 0512030-13  | WINDOW-SIDE LH -----                                   | 1              | M              |
|                      | 0512180-5   | WINDOW-SIDE LH -----                                   | 1              | L              |
|                      | 0512030-23  | WINDOW-SIDE LH TINTED -----                            | 1              | J              |
|                      | 0512180-7   | WINDOW-SIDE LH TINTED -----                            | 1              | N              |
| -14                  | 0512030-14  | WINDOW-SIDE RH -----                                   | 1              | M              |
|                      | 0512180-6   | WINDOW-SIDE RH -----                                   | 1              | L              |
|                      | 0512030-24  | WINDOW-SIDE RH TINTED -----                            | 1              | J              |
|                      | 0512180-8   | WINDOW-SIDE RH TINTED -----                            | 1              | N              |
| -15                  | S1166-1     | SEAL-WINDOW 69.00 IN LG BULK ITEM -----                | 2              |                |
|                      |             | REF S1166-1-69.00 -----                                |                |                |
| -16                  | 0512100-9   | WINDOW-REAR -----                                      | 1              |                |
|                      | 0512030-25  | WINDOW-REAR TINTED -----                               | 1              | P              |
| -17                  | S1389-2     | SEALER-REAR WINDOW -----                               | 2              |                |
| -18                  | S1389-3     | SEALER-REAR WINDOW -----                               | 2              |                |
| -19                  | S1389-1     | SEALER-REAR WINDOW -----                               | 1              |                |
| -20                  | 0512036-1   | STIFFENER -----  | 1              | U              |
|                      | 0512036-3   | STIFFENER -----  | 1              | T              |
| -21                  | 0512021-1   | BRACE-LH -----   | 1              | S              |
|                      | 0512021-3   | BRACE-LH -----   | 1              | T              |
| -21A                 | 0512181-1   | BRACKET-WINDOW MOULDING LH -----                       | 1              |                |
|                      | 0512181-2   | BRACKET-WINDOW MOULDING RH -----                       | 1              |                |
| -22                  | 0512021-2   | BRACE-RH -----   | 1              | S              |
| -22A                 | 0512021-4   | BRACE-RH -----   | 1              | T              |
| -22B                 | 0512188-2   | GUSSET ASSEMBLY-RH -----                               | 1              | T              |
|                      | 0512188-1   | GUSSET ASSEMBLY-LH -----                               | 1              | T              |
| -22C                 | NAS680A4    | NUTPLATE -----   | 1              | T              |
| -23                  | 0512022-1   | STRINGER ASSEMBLY-UPPER CENTER LINE -----              | 1              |                |
| -24                  | 0512022-3   | PLATE -----  | 1              |                |
| -25                  | NAS680A3K   | NUTPLATE -----   | 7              |                |
| -26                  | 0512023-1   | CHANNEL-LH -----                                       | 1              |                |
| -27                  | 0512023-2   | CHANNEL-RH -----                                       | 1              |                |
| -28                  | 0512023-5   | CHANNEL ASSEMBLY-LH -----                              | 1              |                |
|                      | NAS697A08K  | NUT PLATE -----  | 1              |                |
| -29                  | 0512023-4   | CHANNEL-RH -----                                       | 1              |                |
| -30                  | 0512026-1   | BULKHEAD ASSEMBLY-FUSELAGE STA. 90 -----               | 1              | G              |
|                      | 0512026-6   | BULKHEAD ASSEMBLY-FUSELAGE STA 90 -----                | 1              | H              |
|                      | 0512026-10  | BULKHEAD ASSEMBLY-FUSELAGE STA 90.0 -----              | 1              | T              |
| -31                  | 0512028-1   | STIFFENER-LH -----                                     | 1              |                |
| -32                  | 0512028-2   | STIFFENER-RH -----                                     | 1              |                |
|                      | 0512029-7   | STRINGER ASSEMBLY-AFT CABIN TOP LH -----               | 1              | S              |
|                      | 0512029-1   | STRINGER ASSEMBLY-AFT CABIN TOP RH -----               | 1              | T              |
| -32A                 | 0512190-1   | CLIP-SHOULDER HARNESS ATTACH -----                     | 2              | T              |

CONTINUED ON NEXT PAGE

Fuselage (Cont)

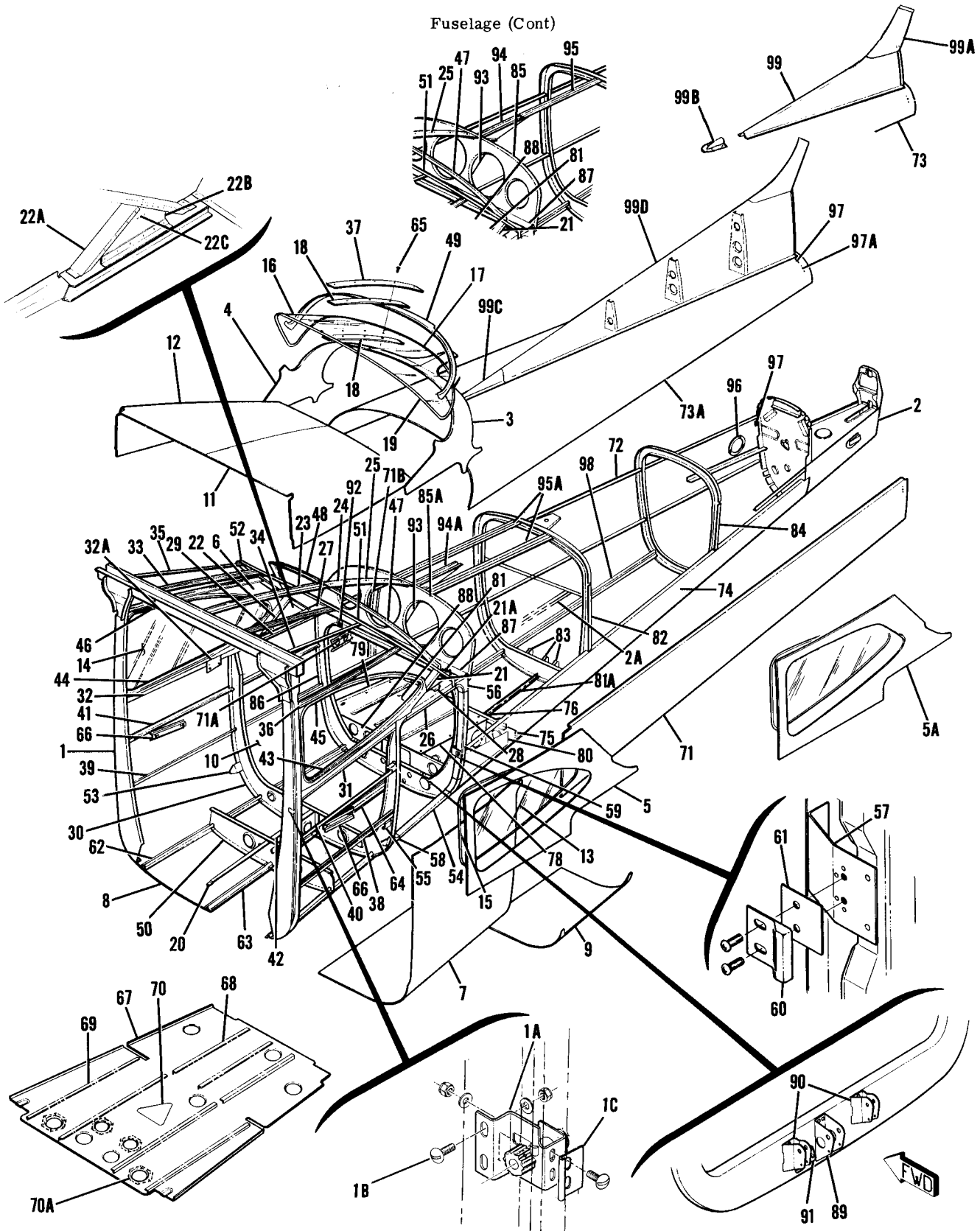


Figure 49. Fuselage Aft Section Assembly



| FIGURE AND INDEX NO. | PART NUMBER | DESCRIPTION  | UNITS PER ASSY | USABLE ON CODE |
|----------------------|-------------|--|----------------|----------------|
|                      |             | <b>1 2 3 4 5 6 7</b>                                 |                |                |
| 49 -33               | 0512029-8   | STRINGER ASSEMBLY-AFT CABIN TOP RH -----             | 1              | S              |
|                      | 0512029-2   | STRINGER ASSEMBLY-AFT CABIN TOP RH -----             | 1              | T              |
|                      | 0411680     | HANGER-HEADLINER -----                               | 2              |                |
| -34                  | 0512029-3   | STRINGER-LH -----                                    | 1              |                |
| -35                  | 0512029-4   | STRINGER-RH -----                                    | 1              |                |
| -36                  | 0512029-9   | STRINGER-LH -----                                    | 1              | S              |
|                      | 0512029-5   | STRINGER-LH -----                                    | 1              | T              |
|                      | 0512029-10  | STRINGER-RH -----                                    | 1              | S              |
|                      | 0512029-6   | STRINGER-RH -----                                    | 1              | T              |
| -37                  | 0512032-1   | RETAINER ASSEMBLY WHEN EXHAUSTED USE 0512032-4 ----- | 1              | Q              |
|                      | 0512032-4   | RETAINER ASSEMBLY -----                              | 1              | R              |
| -38                  | 0512037-1   | STRINGER-LH -----                                    | 1              | S              |
|                      | 0512037-5   | STRINGER-LH -----                                    | 1              | T              |
| -39                  | 0512037-1   | STRINGER-RH -----                                    | 1              | S              |
|                      | 0512037-6   | STRINGER-RH -----                                    | 1              | T              |
| -40                  | 0512037-3   | STRINGER-LH -----                                    | 1              |                |
| -41                  | 0512037-4   | STRINGER-RH -----                                    | 1              |                |
| -42                  | 0512025-1   | BULKHEAD ASSEMBLY-STA 80 TO 90 -----                 | 1              | S              |
|                      | NAS697A4    | NUTPLATE -----                                       | 1              | S              |
|                      | 0512189-1   | BULKHEAD ASSEMBLY-STA 80 TO 90 -----                 | 1              | T              |
|                      | NAS697A4    | NUTPLATE -----                                       | 2              | T              |
| -43                  | 0512038-1   | RETAINER-LH LOWER -----                              | 1              | K              |
|                      | 0512177-1   | RETAINER-LH LOWER -----                              | 1              | L              |
| -44                  | 0512038-2   | RETAINER-RH LOWER -----                              | 1              | K              |
|                      | 0512177-2   | RETAINER-RH LOWER -----                              | 1              | L              |
| -45                  | 0512038-3   | RETAINER-LH UPPER -----                              | 1              | K              |
|                      | 0512178-1   | RETAINER-LH UPPER FWD -----                          | 1              | L              |
|                      | 0512176-1   | RETAINER-LH UPPER AFT -----                          | 1              | L              |
| -46                  | 0512038-4   | RETAINER-RH UPPER -----                              | 1              | K              |
|                      | 0512178-2   | RETAINER-RH UPPER FWD -----                          | 1              | L              |
|                      | 0512176-2   | RETAINER-RH UPPER AFT -----                          | 1              | L              |
| -47                  | 0512040-1   | RETAINER-LH -----                                    | 1              |                |
| -48                  | 0512040-2   | RETAINER-RH -----                                    | 1              |                |
| -49                  | 0512040-3   | RETAINER-REAR WINDOW -----                           | 1              | AD             |
|                      | 0512040-4   | RETAINER-REAR WINDOW -----                           | 1              | AE             |
| -50                  | 0512024-1   | BULKHEAD -----                                       | 1              |                |
|                      | 0512024-3   | BULKHEAD ASSY FLOATPLANE ONLY -----                  | 1              | W              |
| -51                  | 0512020-1   | BULKHEAD-LH -----                                    | 1              | K              |
|                      | 0512020-3   | BULKHEAD-LH -----                                    | 1              | L              |
| -52                  | 0512020-2   | BULKHEAD-RH -----                                    | 1              | K              |
|                      | 0512020-4   | BULKHEAD-RH -----                                    | 1              | L              |
| -53                  | 0711084-7   | PLATE ASSEMBLY-ANCHOR LH -----                       | 1              |                |
|                      | 0711084-8   | PLATE ASSEMBLY-ANCHOR RH -----                       | 1              |                |
| -54                  | 0711101-8   | JAMB-BAGGAGE DOOR LOWER -----                        | 1              |                |
| -55                  | 0711101-10  | BRACKET-LOWER HINGE -----                            | 1              |                |
|                      | 0711101-11  | BRACKET-UPPER HINGE -----                            | 1              |                |
| -56                  | 0711101-36  | GUSSET-BAGGAGE DOOR UPPER -----                      | 1              |                |
|                      | 0711101-43  | GUSSET-BAGGAGE DOOR LOWER -----                      | 1              |                |
| -57                  | 0711101-37  | REINFORCEMENT ASSEMBLY-STRIKE WEU 0512066-1 -----    | 1              | AG             |
|                      | 0512066-1   | BRACKET ASSY-STRIKE -----                            | 1              | AH             |
|                      | NAS684A08   | NUTPLATE -----                                       | 2              |                |
| -58                  | 0711101-35  | STOP-BAGGAGE DOOR FORWARD -----                      | 1              |                |
| -59                  | 0711101-34  | STOP-BAGGAGE DOOR AFT -----                          | 1              |                |
| -60                  | 0311319-1   | PLATE-STRIKE -----                                   | 1              |                |
| -61                  | 0311319-2   | SHIM-STRIKE PLATE -----                              | 1              |                |
|                      |             | ATTACHING PARTS -----                                |                |                |
|                      | AN515-8R6   | SCREW -----  | 2              |                |
|                      |             | ---*---  |                |                |
|                      | 0512039-1   | STRINGER-LH -----                                    | 1              | S              |
|                      | 0512039-7   | STRINGER LH -----                                    | 1              | T              |
| -62                  | 0512039-2   | STRINGER-RH -----                                    | 1              | S              |
|                      | 0512039-8   | STRINGER RH -----                                    | 1              | T              |
| -63                  | 0512039-3   | STRINGER -----                                       | 1              | S              |
|                      | 0512039-6   | STRINGER -----                                       | 1              | T              |
| -64                  | 0512039-4   | STRINGER -----                                       | 1              |                |
| -65                  | AN509-10R10 | SCREW -----  | 5              | Q              |
|                      | AN525-10R10 | SCREW -----  | 5              | R              |
| -66                  | 0500229-2   | SUPPORT-REAR ARM REST -----                          | 2              |                |
|                      | 1717034-1   | BRACKET ASSY-ARMREST -----                           | 1              |                |
|                      | NAS680A3    | NUTPLATE -----                                       | 1              |                |
| -67                  | 0512034-1   | FLOORBOARD ASSEMBLY -----                            | 1              | S              |
|                      | 0512034-7   | FLOORBOARD ASSEMBLY -----                            | 1              | T              |
|                      | 0512034-9   | FLOORBOARD ASSEMBLY FLOATPLANE ONLY -----            | 1              | W              |
| -68                  | 0512107-13  | STIFFENER -----                                      | 3              |                |

CONTINUED ON NEXT PAGE

| FIGURE AND INDEX NO. | PART NUMBER | DESCRIPTION                                      | UNITS PER ASSY | USABLE ON CODE |
|----------------------|-------------|--|----------------|----------------|
|                      |             |  |                |                |
| 49 -69               | 0512107-12  | STIFFENER -----                                  | 4              | S              |
|                      | 0512034-42  | STIFFENER -----                                  | 4              | T              |
| -70                  | 0512033     | PLATE -----                                      | 1              | S              |
|                      | 0512033-2   | PLATE -----                                      | 1              | T              |
| -70A                 | S1209-1     | DOUBLER FLOATPLANE ONLY -----                    | 4              | W              |
| -71                  | 0512010-3   | SKIN-LH -----                                    | 1              | A              |
|                      | 0512010-9   | SKIN-LH -----                                    | 1              | B              |
| -71A                 | 1260474-1   | BRACKET-ELT -----                                | 1              | AE             |
| -71B                 | 0512010-24  | STIFFENER-RH -----                               | 1              | AE             |
| -72                  | 0512010-4   | SKIN-RH -----                                    | 1              | A              |
|                      | 0512010-8   | SKIN-RH -----                                    | 1              | B              |
| -73                  | 0512010-5   | SKIN-TOP -----                                   | 1              | Y              |
| -73A                 | 0512010-19  | SKIN-TOP -----                                   | 1              | X              |
| -74                  | 0512010-21  | SKIN-BOTTOM -----                                | 1              |                |
|                      | 0512015-2   | BULKHEAD ASSEMBLY -----                          | 1              |                |
| -75                  | 0512015-7   | BULKHEAD-LH -----                                | 1              |                |
|                      | 0512015-8   | BULKHEAD-RH -----                                | 1              |                |
| -76                  | 0512015-11  | ANGLE -----                                      | 1              |                |
|                      | NAS680A3    | NUTPLATE -----                                   | 4              |                |
| -77                  |             | DELETED-NOT USED -----                           |                |                |
| -78                  | 0512015-3   | BULKHEAD ASSEMBLY -----                          | 1              |                |
|                      | NAS680A3    | NUTPLATE -----                                   | 3              |                |
| -79                  | 0512015-4   | ANGLE ASSEMBLY -----                             | 1              |                |
|                      | NAS680A3    | NUTPLATE -----                                   | 3              |                |
| -80                  | 0512015-12  | BULKHEAD ASSEMBLY -----                          | 1              | B              |
|                      | NAS680A4    | NUTPLATE -----                                   | 1              |                |
| -81                  | 0512017-1   | SHELF-RADIO -----                                | 1              |                |
|                      |             | ATTACHING PARTS -----                            |                |                |
|                      | NAS520-10R6 | SCREW -----                                      | 14             |                |
|                      |             | ---*---  |                |                |
| -81A                 | 0512060-1   | STRINGER -----                                   | 1              |                |
| -82                  | 0512016-1   | BULKHEAD ASSEMBLY-STA 142.00 WEU 0512016-5 ----- | 1              | Y              |
|                      | 0512016-5   | BULKHEAD ASSEMBLY-STA 142.00 -----               | 1              | X              |
| -83                  | 0512160-3   | BRACKET -----                                    | 3              |                |
|                      |             | ATTACHING PARTS -----                            |                |                |
|                      | AN520-10R7  | SCREW -----                                      | 1              |                |
|                      | MS21044V3   | NUT -----  | 1              |                |
|                      |             | ---*---  |                |                |
| -84                  | 0512016-3   | BULKHEAD-STA. 178.00 -----                       | 1              |                |
|                      | 0512016-7   | BULKHEAD-STA. 178.00 FLOATPLANE ONLY -----       | 1              |                |
| -85                  | 0512012-1   | BULKHEAD-CANTED STA 108.00 WEU 0512012-2 -----   | 1              | Y              |
| -85A                 | 0512012-2   | BULKHEAD-CANTED STA 108.00 -----                 | 1              | X              |
| -86                  | 0512011-1   | BULKHEAD ASSEMBLY-STA 108.00 -----               | 1              |                |
| -87                  | 0512019-1   | ANGLE -----                                      | 1              |                |
| -88                  | 0512015-1   | BULKHEAD ASSEMBLY -----                          | 1              |                |
|                      | NAS680A3    | NUTPLATE -----                                   | 4              |                |
| -89                  | 0510154     | BRACKET-PULLEY -----                             | 1              |                |
| -90                  | 0412467     | BRACKET-PULLEY -----                             | 1              |                |
| -91                  | 0512160-2   | BRACKET-PULLEY -----                             | 2              |                |
|                      |             | ATTACHING PARTS -----                            |                |                |
|                      | AN3-3A      | BOLT -----                                       | 1              |                |
|                      | MS21044V3   | NUT -----  | 1              |                |
|                      |             | ---*---  |                |                |
| -92                  | 0512045-3   | BRACKET ASSEMBLY-BAGGAGE NET -----               | 2              |                |
|                      | MS21044V3   | NUTPLATE -----                                   | 1              |                |
| -93                  | 0512013-2   | BRACKET ASSEMBLY-STRINGER STA 108.00 -----       | 1              | S              |
|                      | NAS680A3    | NUTPLATE -----                                   | 2              | S              |
|                      | 0512013-1   | BRACKET-STRINGER STA 108.00 -----                | 1              | T              |
| -94                  | 0512014-1   | BRACKET-STRINGER -----                           | 1              | Y              |
| -94A                 | 0512014-2   | BRACKET-STRINGER -----                           | 1              | X              |
| -95                  | 0512018-1   | STRINGER -----                                   | 1              | Y              |
| -95A                 | 0512059-1   | STRINGER -----                                   | 2              | X              |
| -96                  | S237-2      | DOUBLER -----                                    | 1              |                |
| -97                  | S1863-3A    | NUT -----  | 2              |                |
| -97A                 | S1862-2A    | NUT -----  | 2              |                |
| -98                  | 0512041-4   | STRINGER-RH -----                                | 1              | B              |
|                      | 0512041-7   | STRINGER-LH -----                                | 1              | B              |
|                      | 0512041-4   | STRINGER-RH -----                                | 1              | T              |
|                      | 0512041-5   | STRINGER-LH -----                                | 1              | T              |

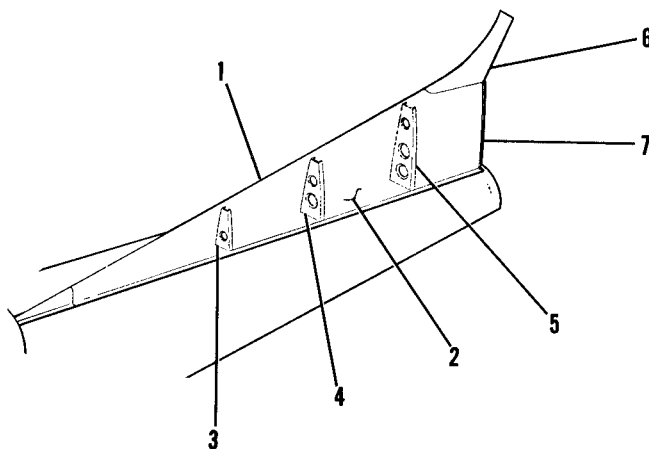
CONTINUED ON NEXT PAGE



| FIGURE AND INDEX NO.   | PART NUMBER  | DESCRIPTION   | UNITS PER ASSY | USABLE ON CODE |               |
|--|--------------|---|----------------|----------------|---------------|
|  |              |   |                |                | 1 2 3 4 5 6 7 |
| 49 -99<br><br>-99A<br>-99B<br>-99C<br>-99D   | 0531006-1    | DORSAL ASSEMBLY                                     | 1              | C              |               |
|  | 0531006-72 * | DORSAL ASSEMBLY WHEN EXHAUSTED USE 0531006-72 ----- | 1              | U              |               |
|  | 0531006-76   | DORSAL ASSEMBLY -----                               | 1              | Z              |               |
|  | S1366-1      | CHANNEL-VINYL 8.00 IN LG BULK ITEM -----            | 1              | C              |               |
|  |              | REF S-1366-1-800                                    |                |                |               |
|  | S1611-1      | CHANNEL-VINYL 18.00 IN LG BULK ITEM -----           | 1              |                |               |
|  |              | REF S1611-1-18.00                                   |                |                |               |
|  | S1611-1      | SEAL-VINYL 6 IN LG BULK ITEM REF S1611-1-16.00      | 2              |                |               |
|  |              | FAIRING -----                                       | 1              |                |               |
|  |              | FAIRING -----                                       | 1              | Z              |               |
|  |              | FAIRING -----                                       | 1              | D              |               |
|  |              | DORSAL ASSY -----                                   | 1              | X              |               |
|  |              |   |                | 1              | X             |
| <p>NOTE. *WHEN ORDERING THIS PART FOR AIRCRAFT PRIOR TO SERIAL 17252425, F172-0160, P17257188 OR FP172-0003, ALSO ORDER 0731605-3 FAIRING.</p> <p>A---172 SERIAL 17249545 THRU 17263458<br/>F172 SERIAL F172-0001 THRU F17201234</p> <p>B---P172 SERIAL P17257120 THRU P17257188<br/>FP172 SERIAL FP172-0001 THRU FP172-0003</p> <p>C---172 SERIAL 17249545 THRU 17252424<br/>F172 SERIAL F172-0001 THRU F172-0159<br/>P172 SERIAL P17257120 THRU P17257188<br/>FP172 SERIAL FP172-0001 THRU FP172-0003</p> <p>D---172 SERIAL 17252425 THRU 17259903<br/>F172 SERIAL F172-0160 THRU F17201234</p> <p>E---172 SERIAL 17249545 THRU 17253392<br/>F172 SERIAL F172-0001 THRU F172-0179</p> <p>F---172 SERIAL 17253392 THRU 17263458<br/>F172 SERIAL F172-0180 THRU F17201234</p> <p>G---172 SERIAL 17249545 THRU 17255794<br/>F172 SERIAL F172-0001 THRU F172-0479</p> <p>H---172 SERIAL 17255795 THRU 17259223<br/>F172 SERIAL F172-0480 THRU F17200754</p> <p>J---172 SERIAL 17255289 THRU 17257161</p> <p>K---172 SERIAL 17253393 THRU 17257161<br/>F172 SERIAL F172-0180 THRU F172-0559</p> <p>L---172 SERIAL 17257162 THRU 17263458<br/>F172 SERIAL F172-0560 THRU F17201234</p> <p>M---172 SERIAL 17249545 THRU 17257161<br/>F172 SERIAL F172-0001 THRU F172-0559</p> <p>N---172 SERIAL 17257162 THRU 17263458</p> <p>U---172 SERIAL 17252425 THRU 17257161<br/>F172 SERIAL F172-0160 THRU F172-0559</p> <p>P---172 SERIAL 17255289 THRU 17263458</p> <p>Q---172 SERIAL 17249545 THRU 17258130<br/>F172 SERIAL F172-0001 THRU F172-0654</p> <p>R---172 SERIAL 17258131 THRU 17263458<br/>F172 SERIAL F17200655 THRU F17201234</p> <p>S---172 SERIAL 17249545 THRU 17259223<br/>F172 SERIAL F172-0001 THRU F17200754</p> <p>T---172 SERIAL 17259224 THRU 17263458<br/>F172 SERIAL F17200755 THRU F17201234</p> |              |   |                |                |               |
| CONTINUED ON NEXT PAGE   |              |   |                |                |               |

| FIGURE AND INDEX NO. | PART NUMBER | DESCRIPTION  | UNITS PER ASSY | USABLE ON CODE |
|----------------------|-------------|--|----------------|----------------|
| 49 -                 |             | <p style="text-align: center;"><b>1 2 3 4 5 6 7</b></p> <p>U---172 SERIAL 17257162 THRU 17259223<br/>                     F172 SERIAL F172-0560 THRU F17200754<br/>                     V---172 SERIAL 17249545 THRU 17259780<br/>                     F172 SERIAL F172-0001 THRU F1720829<br/>                     P172 SERIAL P17257120 THRU P17257188<br/>                     FP172 SERIAL FP172-0001 THRU FP172-0003<br/>                     W---172 SERIAL 17260759 THRU 17263458<br/>                     X---172 SERIAL 17259904 THRU 17263458<br/>                     Y---172 SERIAL 17249545 THRU 17259903<br/>                     F172 SERIAL F172-0001 THRU F17201234<br/>                     Z---172 SERIAL 17257162 THRU 17259903<br/>                     F172 SERIAL F172-0560 THRU F17201234<br/>                     AA---DELETED<br/>                     AB---172 SERIAL 17259781 THRU 17259903<br/>                     F172 SERIAL F17200830 THRU F17201234<br/>                     AC---172 SERIAL 17259224 THRU 17259903<br/>                     F172 SERIAL F17200755 THRU F17201234<br/>                     AD---172 SERIAL 17249545 THRU 17259903<br/>                     F172 SERIAL F172-0001 THRU F17200804<br/>                     AE---172 SERIAL 17259904 THRU 17203458<br/>                     F172 SERIAL F17200805 THRU F17201234<br/>                     AF---172 SERIAL 17261899 THRU 17263458<br/>                     F172 SERIAL F17201035 THRU F17201234<br/>                     AG---172 SERIAL 17249545 THRU 17263409<br/>                     F172 SERIAL 172-0001 THRU F17201234<br/>                     AH---172 SERIAL 17263410 THRU 17263458</p> |                |                |

Fuselage (Cont)

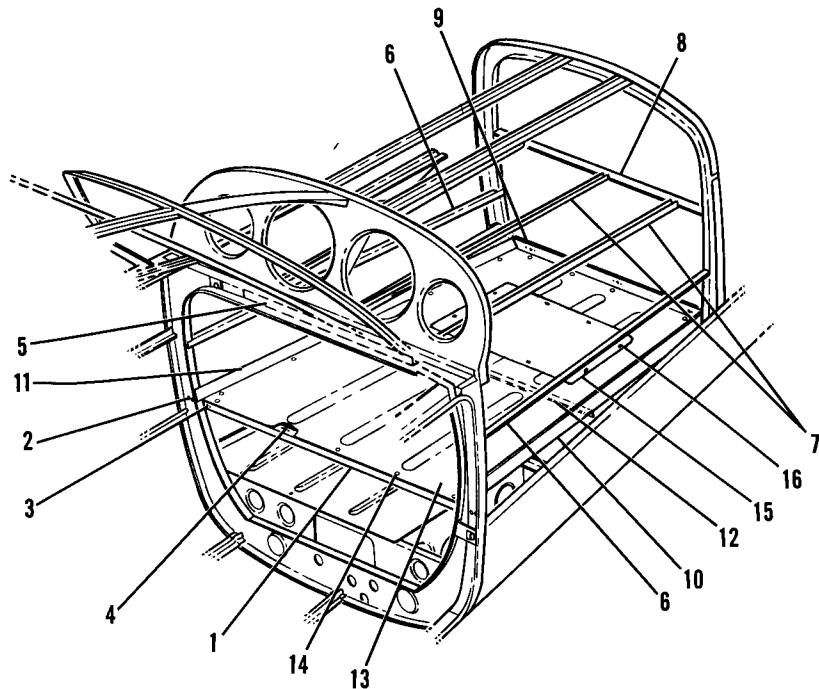


172 SERIAL 17259904 THRU 17263458

Figure 50. Dorsal Fin Assembly

| FIGURE AND INDEX NO. | PART NUMBER | DESCRIPTION                           | UNITS PER ASSY | USABLE ON CODE |
|----------------------|-------------|---------------------------------------|----------------|----------------|
|                      |             | <b>1 2 3 4 5 6 7</b>                  |                |                |
| 50 - 1               | 0531019-8   | DORSAL FIN ASSEMBLY -----             | 1              | A              |
| - 2                  | 0531019-9   | SKIN -----                            | 1              |                |
| - 3                  | 0531019-3   | RIB-FWD -----                         | 1              |                |
| - 4                  | 0531019-4   | RIB-CENTER -----                      | 1              |                |
| - 5                  | 0531015-5   | RIB-AFT -----                         | 1              |                |
| - 6                  | 0531012-2   | FAIRING -----                         | 1              |                |
| - 7                  | S1161-1     | SEAL-VINYL 14 IN LG -----             | 2              |                |
|                      |             | A---172 SERIAL 17259904 THRU 17263458 |                |                |

Fuselage (Cont)



172 SERIAL 17261899 THRU 17263458  
F172 SERIAL F17201035 THRU F17201234

Figure 51. Extended Baggage Installation



| FIGURE AND INDEX NO. | PART NUMBER | DESCRIPTION                                | UNITS PER ASSY | USABLE ON CODE |   |   |   |   |   |   |   |
|----------------------|-------------|--|----------------|----------------|---|---|---|---|---|---|---|
|                      |             |  |                |                | 1 | 2 | 3 | 4 | 5 | 6 | 7 |
| 51 -                 |             | EXTENDED BAGGAGE INSTALLATION -----        | NP             | A              |   |   |   |   |   |   |   |
| - 1                  | 0512193-1   | SUPPORT ASSY-FWD LOWER -----               | 1              |                |   |   |   |   |   |   |   |
|                      |             | ATTACHING PARTS -----                      |                |                |   |   |   |   |   |   |   |
| - 2                  | AN520-10R6  | SCREW -----                                | 4              |                |   |   |   |   |   |   |   |
|                      |             | -----*                                     |                |                |   |   |   |   |   |   |   |
| - 3                  | NAS697A3    | NUTPLATE -----                             | 6              |                |   |   |   |   |   |   |   |
| - 4                  | NAS680A3    | NUTPLATE -----                             | 5              |                |   |   |   |   |   |   |   |
| - 5                  | 0512194-6   | SUPPORT-FWD UPPER -----                    | 1              |                |   |   |   |   |   |   |   |
| - 6                  | 0512194-1   | SUPPORT-SIDEWALL UPPER -----               | 2              |                |   |   |   |   |   |   |   |
| - 7                  | 0512194-2   | SUPPORT-UPPER -----                        | 3              |                |   |   |   |   |   |   |   |
| - 8                  | 0512194-4   | SUPPORT-AFT UPPER -----                    | 1              |                |   |   |   |   |   |   |   |
|                      | NAS680A3    | NUTPLATE -----                             | 3              |                |   |   |   |   |   |   |   |
| - 9                  | 0512193-3   | SUPPORT ASSY-AFT LOWER -----               | 1              |                |   |   |   |   |   |   |   |
|                      |             | ATTACHING PARTS -----                      |                |                |   |   |   |   |   |   |   |
|                      | AN525-10R6  | SCREW -----                                | 4              |                |   |   |   |   |   |   |   |
|                      | MS21044N3   | NUT -----                                  | 4              |                |   |   |   |   |   |   |   |
|                      |             | -----*                                     |                |                |   |   |   |   |   |   |   |
|                      | NAS680A3    | NUTPLATE -----                             | 5              |                |   |   |   |   |   |   |   |
| -10                  | 0512193-5   | SUPPORT ASSY-SIDE LH LOWER -----           | 1              |                |   |   |   |   |   |   |   |
| -11                  | 0512193-6   | SUPPORT ASSY-SIDE RH LOWER -----           | 1              |                |   |   |   |   |   |   |   |
|                      | NAS680A3    | NUTPLATE -----                             | 4              |                |   |   |   |   |   |   |   |
| -12                  | 0512193-10  | SUPPORT ASSY-CENTER -----                  | 1              |                |   |   |   |   |   |   |   |
|                      | NAS680A3    | NUTPLATE -----                             | 2              |                |   |   |   |   |   |   |   |
| -13                  | 0512195-1   | SHELF-EXTENDED BAGGAGE WEU 0512195-6 ----- | 1              |                |   |   |   |   |   | B |   |
|                      | 0512195-6   | SHELF-EXTENDED BAGGAGE -----               | 1              |                |   |   |   |   |   | C |   |
|                      |             | ATTACHING PARTS -----                      |                |                |   |   |   |   |   |   |   |
| -14                  | AN525-10R8  | SCREW -----                                | 20             |                |   |   |   |   |   |   |   |
|                      |             | -----*                                     |                |                |   |   |   |   |   |   |   |
| -15                  | 0512195-8   | COVER-ACCESS -----                         | 1              |                |   |   |   |   |   | C |   |
|                      |             | ATTACHING PARTS -----                      |                |                |   |   |   |   |   |   |   |
| -16                  | S1878-1     | STUD -----                                 | 1              |                |   |   |   |   |   |   |   |
|                      |             | -----*                                     |                |                |   |   |   |   |   |   |   |
|                      |             | A---172 SERIAL 17261899 THRU 17263458      |                |                |   |   |   |   |   |   |   |
|                      |             | F172 SERIAL F17201035 THRU F17201234       |                |                |   |   |   |   |   |   |   |
|                      |             | B---172 SERIAL 17261899 THRU 17262066      |                |                |   |   |   |   |   |   |   |
|                      |             | F172 SERIAL F17201035 THRU F17201234       |                |                |   |   |   |   |   |   |   |
|                      |             | C---172 SERIAL 17262067 THRU 17263458      |                |                |   |   |   |   |   |   |   |

Fuselage (Cont)

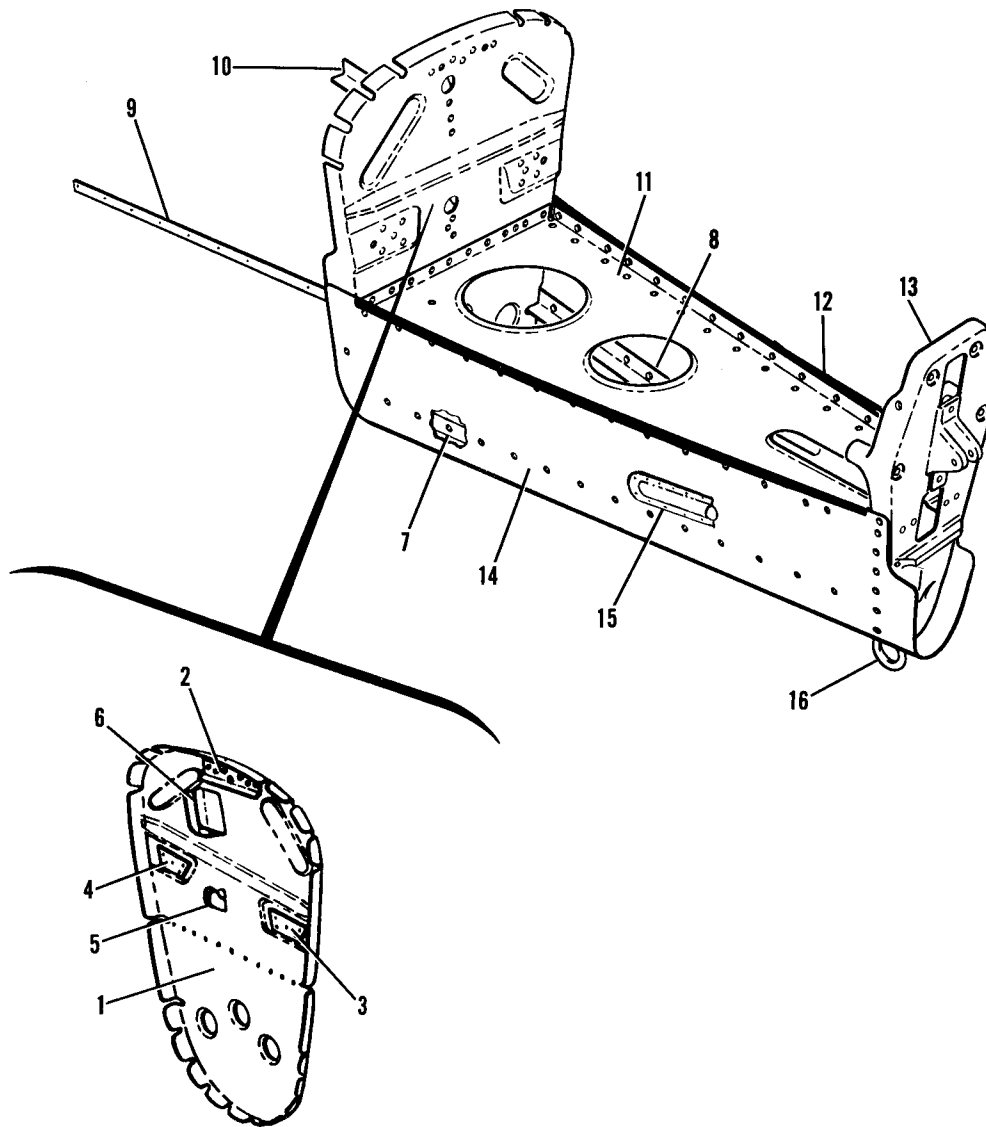


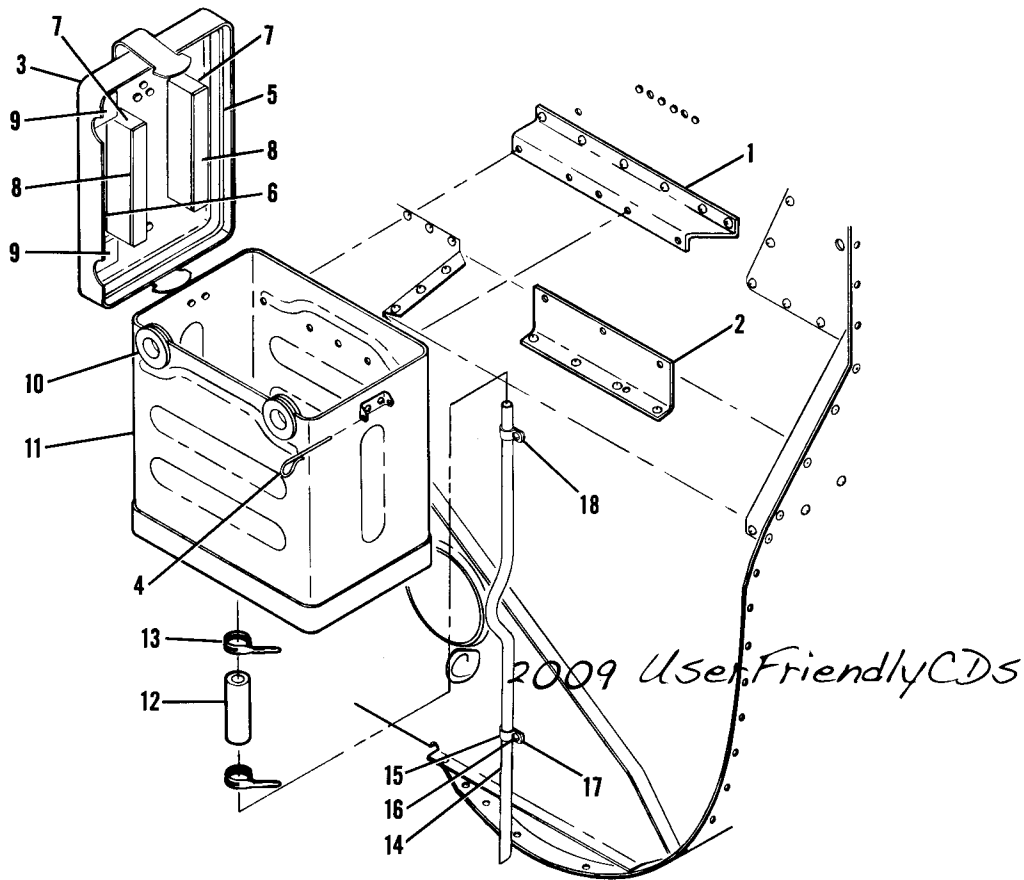
Figure 52. Fuselage Tailcone Assembly Sta. 205.812 To 228.812





| FIGURE AND INDEX NO. | PART NUMBER | DESCRIPTION  | UNITS PER ASSY | USABLE ON CODE |
|----------------------|-------------|--|----------------|----------------|
|                      |             | <b>1 2 3 4 5 6 7</b>   |                |                |
| 52 -                 | 0512008-2   | TAILCONE ASSEMBLY-FUSELAGE STA 205.812 TO 228.812 -----  | 1              | A              |
|                      | 0512008-8   | TAILCONE ASSEMBLY-FUSELAGE STA 205.812 TO 228.812 -----  | 1              | B              |
|                      | 0512008-9   | TAILCONE ASSEMBLY-FUSELAGE STA 205.812 TO 228.812 -----  | 1              | C              |
| - 1                  | 0512157     | BULKHEAD ASSEMBLY-FUSELAGE AFT SECTION STA 205.812 -----   | 1              | A              |
|                      | 0512157-5   | BULKHEAD ASSEMBLY FUSELAGE AFT SECTION STA 205.812 -----   | 1              | D              |
|                      |             | WEU 0512157-6  |                |                |
|                      | 0512157-6   | BULKHEAD ASSEMBLY-FUSELAGE AFT SECTION STA 205.812 -----   | 1              | E              |
| - 2                  | 0512157-2   | DOUBLER-BULKHEAD REINFORCEMENT -----   | 1              |                |
| - 3                  | 0512143     | DOUBLER-BULKHEAD REINFORCEMENT LH -----  | 1              |                |
| - 4                  | 0512143-1   | DOUBLER-BULKHEAD REINFORCEMENT RH -----  | 1              |                |
| - 5                  | 0512160-5   | BRACKET-ELEVATOR PULLEY -----  | 1              |                |
|                      | AN520-10R8  | SCREW HEAD ON FWD SIDE -----   | 1              |                |
|                      | MS21044N3   | NUT -----  | 1              |                |
|                      | AN960-10L   | WASHER -----   | 1              |                |
| - 6                  | 0412467     | BRACKET-TRIM TAB CONTROL PULLEY -----  | 1              |                |
| - 7                  | 0512001-7   | ANGLE-TAILCONE REINFORCEMENT LOWER LH -----  | 1              |                |
| - 8                  | 0512001-8   | ANGLE-TAILCONE REINFORCEMENT LOWER RH -----  | 1              |                |
| - 9                  | 0512001-9   | ANGLE-TAILCONE REINFORCEMENT UPPER LH -----  | 1              |                |
| -10                  | 0512001-10  | ANGLE-TAILCONE REINFORCEMENT UPPER RH -----  | 1              |                |
| -11                  | 0512156     | BULKHEAD-HORIZONTAL -----  | 1              |                |
| -12                  | S202RB      | MOULDING 22 IN LG BULK ITEM REF S-202RB22.00 -----   | AR             |                |
| -13                  | 0512159-2   | BULKHEAD-FUSELAGE AFT SECTION STA 228.687 -----  | 1              | F              |
|                      | 0512159-3   | BULKHEAD-FUSELAGE AFT SECTION STA 228.687 -----  | 1              | C              |
|                      | 0512165-1   | PLATE -----  | 2              |                |
|                      | NAS395-14-3 | NUT -----  | 1              |                |
| -14                  | 0512008-4   | SKIN-AFT SECTION FUSELAGE LOWER -----  | 1              |                |
| -15                  | 0530011-2   | FAIRING-TAILCONE -----   | 2              |                |
|                      | 0512009-10  | RUB STRIP -----  | 2              |                |
| -16                  | 0422344     | EYEBOLT-MOORING -----  | 1              |                |
|                      |             | ATTACHING PARTS  |                |                |
|                      | 22NA-3-054  | NUTPLATE EN -----  | 1              |                |
|                      | NAS680A5    | NUTPLATE ALTERNATE -----   | 1              |                |
|                      |             | ---*---  |                |                |
|                      |             | A---172 SERIAL 17249545 THRU 17259223<br>F172 SERIAL F172-0001 THRU F17200754<br>P172 SERIAL P17257120 THRU P17257188<br>FP172 SERIAL FP172-0001 THRU FP172-0003 |                |                |
|                      |             | B---172 SERIAL 17259224 THRU 17260253<br>F172 SERIAL F17200755 THRU F17200879  |                |                |
|                      |             | C---172 SERIAL 17260254 THRU 17263458<br>F172 SERIAL F1720088 THRU F17201234   |                |                |
|                      |             | D---172 SERIAL 17259224 THRU 17260758<br>F172 SERIAL F17200755 THRU F17200904  |                |                |
|                      |             | E---172 SERIAL 17260759 THRU 17263458<br>F172 SERIAL F17200904 THRU F17201234  |                |                |
|                      |             | F---172 SERIAL 17249545 THRU 17260758<br>F172 SERIAL F172-0001 THRU F17200904<br>P172 SERIAL P17257120 THRU P17257188<br>FP172 SERIAL FP172-0001 THRU FP172-0003 |                |                |

Fuselage (Cont)



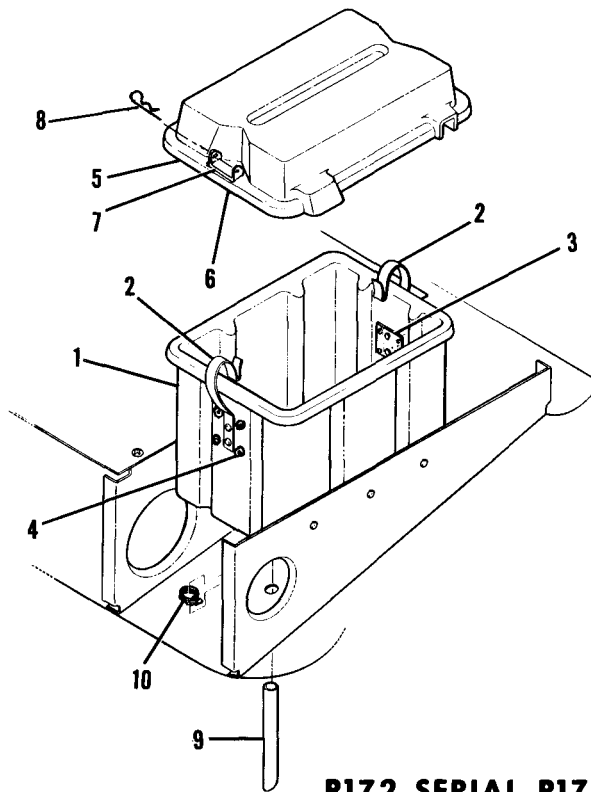
172 SERIAL 17249545 THRU 17263458  
F172 SERIAL F172-0001 THRU F17201234

Figure 53. Battery Box Installation

| FIGURE AND INDEX NO. | PART NUMBER | DESCRIPTION                                       | UNITS PER ASSY | USABLE ON CODE |
|----------------------|-------------|---|----------------|----------------|
| 53 -                 |             | <b>1 2 3 4 5 6 7</b>                              |                |                |
|                      |             | BOX INSTALLATION-BATTERY -----                    | NP             | A              |
|                      | 0513011-11  | BOX ASSEMBLY-BATTERY -----                        | 1              |                |
|                      |             | ATTACHING PARTS                                   |                |                |
| - 1                  | 0513253-1   | BRACKET-BATTERY BOX UPPER -----                   | 1              |                |
| - 2                  | 0513328-2   | BRACKET-BATTERY BOX LOWER -----                   | 1              |                |
|                      |             | -----*  |                |                |
| - 3                  | 0413307-21  | LID ASSEMBLY-BATTERY BOX -----                    | 1              |                |
|                      |             | ATTACHING PARTS                                   |                |                |
| - 4                  | AN415-2     | PIN -----   | 2              |                |
|                      |             | -----*  |                |                |
| - 5                  | S1441-1     | SEAL 20 IN LG BULK ITEM REF S-1441-1-20.0 -----   | 1              |                |
| - 6                  | S1441-1     | SEAL 5.19 IN LG BULK ITEM REF S-1441-1-5.19 ----- | 1              |                |
| - 7                  | 0413307-5   | SPACER-LID WEU 0413354-1 -----                    | 2              |                |
|                      | 0413354-1   | SPACER -----                                      | 2              |                |
|                      |             | ATTACHING PARTS                                   |                |                |
|                      | S102128-5   | SCREW -----                                       | 2              |                |
|                      |             | -----*  |                |                |
| - 8                  | 0413307-6   | INSULATOR-LID -----                               | 2              |                |
| - 9                  | 0413307-7   | INSULATOR-LID -----                               | 2              |                |
| -10                  | MS35489-12  | GROMMET -----                                     | 2              |                |
| -11                  | 0413307-18  | SPOTWELD ASSEMBLY-BATTERY BOX -----               | 1              |                |
| -12                  | S51-6       | HOSE 2.25 IN LG BULK ITEM REF S-51-6-9 -----      | 1              | B              |
|                      |             | ATTACHING PARTS                                   |                |                |
| -13                  | NAS397-12-1 | CLAMP -----                                       | 2              | B              |
|                      |             | -----*  |                |                |
| -14                  | 0500106-303 | LINE ASSEMBLY-DRAIN -----                         | 1              | B              |
|                      | S1071-4     | TUBE 18.5 IN LG BKI REF S1071-4-18.5 -----        | 1              | C              |
|                      |             | ATTACHING PARTS                                   |                |                |
| -15                  | AN74206-27  | CLAMP -----                                       | 1              |                |
| -16                  | S102128-6   | SCREW -----                                       | 1              |                |
| -17                  | NAS446-4-3  | NUT -----   | 1              |                |
| -18                  | S1494-8     | CLAMP -----                                       | 1              | C              |
|                      |             | -----*  |                |                |
|                      |             | A---172 SERIAL 17249545 THRU 17263458             |                |                |
|                      |             | F172 SERIAL F172-0001 THRU F17201234              |                |                |
|                      |             | B---172 SERIAL 17249545 THRU 17256512             |                |                |
|                      |             | F172 SERIAL F172-0001 THRU F172-0431              |                |                |
|                      |             | F172-0436 THRU F172-0442                          |                |                |
|                      |             | F172-0444 THRU F172-0446                          |                |                |
|                      |             | C---172 SERIAL 17256513 THRU 17263458             |                |                |
|                      |             | F172 SERIAL F172-0432 THRU F172-0435              |                |                |
|                      |             | F172-0443, F172-0447 THRU F17201234               |                |                |

This page intentionally left blank.

Fuselage (Cont)



**P172 SERIAL P17257120 THRU P17257188**

Figure 54. Battery Box Installation

| FIGURE AND INDEX NO. | PART NUMBER | DESCRIPTION   | UNITS PER ASSY | USABLE ON CODE |
|----------------------|-------------|---|----------------|----------------|
| 54 -                 |             | <b>1 2 3 4 5 6 7</b><br>BOX INSTALLATION-BATTERY -----                              | NP             | A              |
| - 1                  | 0512167-18  | BOX ASSEMBLY-BATTERY -----  | 1              |                |
| - 2                  | 0512167-24  | BASE ASSEMBLY-BATTERY BOX -----   | 1              |                |
| - 3                  | 0512167-10  | LATCH-SPRING -----  | 2              |                |
| - 4                  | 0512167-17  | PLATE-BACKING -----   | 2              |                |
| - 5                  | AN960-4L    | WASHER -----  | 8              |                |
| - 6                  | 0512167-26  | COVER ASSEMBLY-BATTERY BOX -----  | 1              |                |
| - 7                  | 0512167-16  | PLATE-BACKING -----   | 2              |                |
| - 8                  | 0413307-13  | CATCH -----   | 2              |                |
| - 9                  | AN415-2     | PIN -----   | 2              |                |
| - 10                 | S1071-4-    | TUBE 4.50 IN LG BULK ITEM REF S1071-4-4.50 -----                                    |                |                |
|                      |             | ATTACHING PARTS -----   |                |                |
|                      | NAS397-8    | CLAMP -----   | 1              |                |
|                      |             | -----*  |                |                |
|                      |             | A---P172 SERIAL P17257120 THRU P17257188<br>FP172 SERIAL FP172-0001 THRU FP172-0003 |                |                |

Alighting Gear

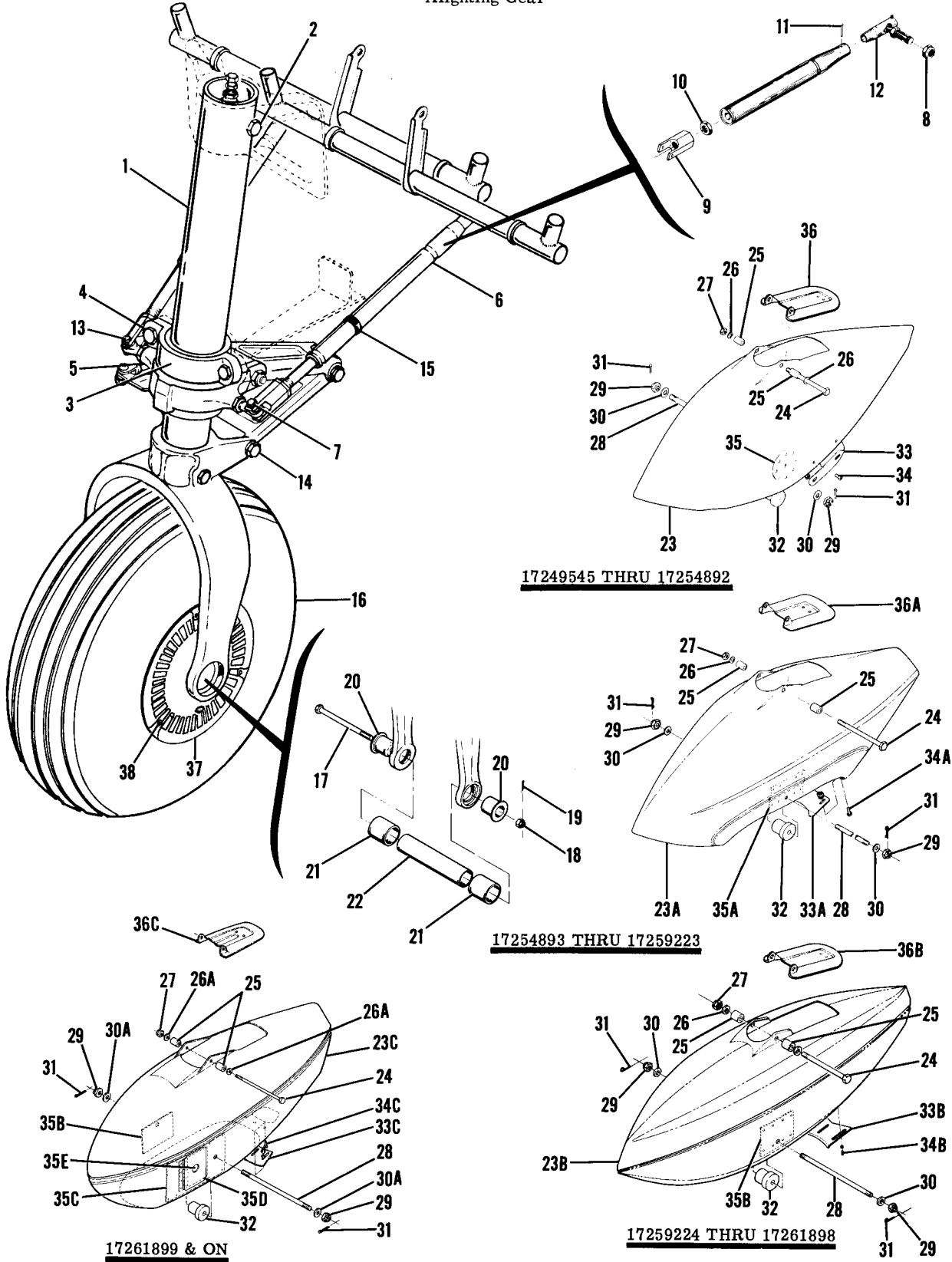


Figure 55. Nose Gear Installation



| FIGURE AND INDEX NO. | PART NUMBER    | DESCRIPTION                            |   |   |   |   |   |   | UNITS PER ASSY | USABLE ON CODE |
|----------------------|----------------|--|---|---|---|---|---|---|----------------|----------------|
|                      |                | 1                                      | 2 | 3 | 4 | 5 | 6 | 7 |                |                |
| 55 -                 |                | NOSE GEAR INSTALLATION -----           |   |   |   |   |   |   | NP             |                |
| - 1                  | SEE FIG 57     | SHOCK STRUT ASSEMBLY-NOSE GEAR -----   |   |   |   |   |   |   | 1              |                |
|                      |                | ATTACHING PARTS -----                  |   |   |   |   |   |   |                |                |
| - 2                  | AN5-31A        | BOLT -----                             |   |   |   |   |   |   | 1              |                |
|                      | MS21042L5      | NUT -----                              |   |   |   |   |   |   | 3              |                |
| - 3                  | 0543018-1      | CAP -----                              |   |   |   |   |   |   | 1              |                |
| - 4                  | AN5-10A        | BOLT -----                             |   |   |   |   |   |   | 2              |                |
|                      | AN960-516      | WASHER -----                           |   |   |   |   |   |   | 2              |                |
|                      | 0543042-1      | SHIM .032 -----                        |   |   |   |   |   |   | AR             |                |
|                      | 0543042-2      | SHIM .016 -----                        |   |   |   |   |   |   | AR             |                |
|                      |                | ---*---                                |   |   |   |   |   |   |                |                |
| - 5                  | SEE FIG 64     | DAMPENER ASSEMBLY-SHIMMY -----         |   |   |   |   |   |   | 1              |                |
|                      |                | ATTACHING PARTS -----                  |   |   |   |   |   |   |                |                |
|                      | AN23-17        | BOLT -----                             |   |   |   |   |   |   | 1              |                |
|                      | AN320-3        | NUT -----                              |   |   |   |   |   |   | 2              |                |
|                      | NAS75-3-009    | SPACER -----                           |   |   |   |   |   |   | 1              |                |
|                      | MS24665-132    | COTTER PIN -----                       |   |   |   |   |   |   | 2              |                |
|                      | AN23-11        | BOLT -----                             |   |   |   |   |   |   | 1              |                |
|                      | AN960-10L      | WASHER -----                           |   |   |   |   |   |   | 1              |                |
|                      |                | ---*---                                |   |   |   |   |   |   |                |                |
| - 6                  | 0543022-1      | TUBE ASSEMBLY-STEERING LH -----        |   |   |   |   |   |   | 1              |                |
|                      | 0543022-2      | TUBE ASSEMBLY-STEERING RH -----        |   |   |   |   |   |   | 1              |                |
|                      |                | ATTACHING PARTS -----                  |   |   |   |   |   |   |                |                |
| - 7                  | AN3-10A        | BOLT -----                             |   |   |   |   |   |   | 1              |                |
|                      | MS21044N3      | NUT -----                              |   |   |   |   |   |   | 1              |                |
| - 8                  | MS21042L6      | NUT -----                              |   |   |   |   |   |   | 1              |                |
|                      |                | ---*---                                |   |   |   |   |   |   |                |                |
| - 9                  | 0543023        | CLEVIS -----                           |   |   |   |   |   |   | 1              |                |
| -10                  | AN316-6R       | NUT -----                              |   |   |   |   |   |   | 1              |                |
| -11                  | MS20435-4      | RIVET -----                            |   |   |   |   |   |   | 1              |                |
| -12                  | C109           | BALL JOINT TOK -----                   |   |   |   |   |   |   | 1              |                |
| -13                  | S1823-3        | BEARING-ROD END -----                  |   |   |   |   |   |   | 2              |                |
| -14                  | AN316-6R       | NUT -----                              |   |   |   |   |   |   | 2              |                |
| -15                  | NAS397-16      | CLAMP -----                            |   |   |   |   |   |   | 2              |                |
| -16                  | SEE FIG 59     | WHEEL ASSEMBLY-NOSE GEAR -----         |   |   |   |   |   |   | 1              |                |
|                      | SEE FIG 62     | WHEEL ASSEMBLY-NOSE GEAR ALT -----     |   |   |   |   |   |   | 1              |                |
|                      |                | ATTACHING PARTS -----                  |   |   |   |   |   |   |                |                |
| -17                  | AN5-47         | BOLT -----                             |   |   |   |   |   |   | 1              |                |
| -18                  | AN310-5        | NUT -----                              |   |   |   |   |   |   | 1              |                |
| -19                  | MS24665-134    | COTTER PIN -----                       |   |   |   |   |   |   | 1              |                |
| -20                  | 0543001        | FERRULE-AXLE BOLT -----                |   |   |   |   |   |   | 2              |                |
| -21                  | 0543037-1      | SPACER-AXLE NOSE WHEEL -----           |   |   |   |   |   |   | 2              |                |
| -22                  | 0543003        | TUBE-AXLE -----                        |   |   |   |   |   |   | 1              |                |
|                      |                | ---*---                                |   |   |   |   |   |   |                |                |
| -23                  | 0743609-17     | SPEED FAIRING ASSEMBLY-NOSE GEAR ----- |   |   |   |   |   |   | 1              | B              |
| -23A                 | 0743625-4      | SPEED FAIRING ASSEMBLY-NOSE GEAR ----- |   |   |   |   |   |   | 1              | E              |
| -23B                 | 0543065-1      | SPEED FAIRING ASSEMBLY-NOSE GEAR ----- |   |   |   |   |   |   | 1              | F              |
| -23C                 | 0543079-3      | SPEED FAIRING ASSEMBLY-NOSE GEAR ----- |   |   |   |   |   |   | 1              | G              |
|                      |                | ATTACHING PARTS -----                  |   |   |   |   |   |   |                |                |
| -24                  | AN5-51A        | BOLT -----                             |   |   |   |   |   |   | 1              |                |
| -25                  | 0743009-1      | SPACER -----                           |   |   |   |   |   |   | 2              |                |
| -26                  | S1450-5-12-035 | WASHER -----                           |   |   |   |   |   |   | 2              | H              |
| -26A                 | AN960-516L     | WASHER -----                           |   |   |   |   |   |   | AR             | G              |
| -27                  | MS21042L5      | NUT -----                              |   |   |   |   |   |   | 1              |                |
| -28                  | 0742410-27     | STUD -----                             |   |   |   |   |   |   | 1              |                |
| -29                  | AN310-5        | NUT -----                              |   |   |   |   |   |   | 2              |                |
| -30                  | AN960-516L     | WASHER -----                           |   |   |   |   |   |   | 2              | H              |
| -30A                 | S1450-5-12-035 | WASHER -----                           |   |   |   |   |   |   | 2              | G              |
| -31                  | MS24665-136    | COTTER PIN -----                       |   |   |   |   |   |   | 2              |                |
| -32                  | 0742410-8      | FERRULE -----                          |   |   |   |   |   |   | 2              |                |
|                      |                | ---*---                                |   |   |   |   |   |   |                |                |

CONTINUED ON NEXT PAGE

| FIGURE AND INDEX NO. | PART NUMBER | DESCRIPTION   | UNITS PER ASSY | USABLE ON CODE |
|----------------------|-------------|---|----------------|----------------|
|                      |             |   |                |                |
| 55 -33               | 0743609-6   | SCRAPER -----   | 1              | B              |
| -33A                 | 0743625-11  | SCRAPER -----   | 1              | E              |
| -33B                 | 0541205-2   | SCRAPER -----   | 1              | F              |
| -33C                 | 0541221-2   | SCRAPER -----   | 1              | G              |
|                      |             | ATTACHING PARTS   |                |                |
| -34                  | NAS221-7    | SCREW -----   | 4              | B              |
|                      | MS21044N3   | NUT -----   | 4              | B              |
| -34A                 | AN520-10R10 | SCREW -----   | 3              | E              |
|                      | AN960-10    | WASHER -----  | 3              | E              |
|                      | MS21044N3   | NUT -----   | 3              | E              |
| -34B                 | AN520-10R6  | SCREW -----   | 3              | F              |
|                      | AN960-10    | WASHER -----  | 3              | F              |
|                      | MS21044N3   | NUT -----   | 3              | F              |
| -34C                 | AN520-10R12 | SCREW -----   | 3              | G              |
|                      | AN960-10    | WASHER -----  | 6              | G              |
|                      | MS21044N3   | NUT -----   | 3              | G              |
|                      |             | ---*---   |                |                |
| -35                  | 0742410-14  | DOUBLER -----   | 2              | B              |
| -35A                 | 0743625-9   | DOUBLER -----   | 2              | E              |
| -35B                 | 0541207-3   | DOUBLER -----   | 2              | F              |
|                      | 0541207-3   | DOUBLER -----   | 1              | G              |
| -35C                 | 0541222-5   | DOUBLER-FAIRING -----   | 1              | G              |
| -35D                 | 0541223-13  | DOOR ASSY-SPEED FAIRING -----   | 1              | G              |
| -35E                 | KM610-64    | LATCH-DOOR CLC -----  | 1              |                |
| -36                  | 1243616-1   | COVER PLATE ASSEMBLY -----  | 1              | B              |
| -36A                 | 0543063-1   | COVER PLATE ASSEMBLY -----  | 1              | E              |
|                      |             | ATTACHING PARTS   |                |                |
| -36B                 | 0743063-5   | COVER PLATE ASSEMBLY -----  | 1              | F              |
| -36C                 | 0543063-7   | COVER PLATE ASSEMBLY -----  | 1              | G              |
|                      | AN4-31      | BOLT -----  | 1              |                |
|                      | AN310-4     | NUT -----   | 1              |                |
|                      | AN960-416L  | WASHER -----  | AR             |                |
|                      | MS24665-134 | COTTER PIN -----  | 1              |                |
|                      |             | ---*---   |                |                |
| -37                  | 0743627-1   | HUB CAP-NOSE GEAR VALVE STEM SIDE -----   | 1              | C              |
|                      | 0743627-3   | HUB CAP-NOSE GEAR VALVE STEM SIDE -----   | 1              | D              |
|                      | 0743627-2   | HUB CAP-NOSE GEAR -----   | 1              | C              |
|                      | 0743627-4   | HUB CAP-NOSE GEAR -----   | 1              | D              |
|                      |             | ATTACHING PARTS   |                |                |
| -38                  | AN515-8R4   | SCREW -----   | 3              | A              |
|                      | S2191-8-4   | SCREW USE WITH MCCAULEY WHEEL -----   | 3              |                |
|                      | AN936A8     | WASHER -----  | 3              | A              |
|                      |             | ---*---   |                |                |
|                      | 6241M       | EXTENSION-VALVE DL -----  | 1              | A              |
|                      | 3680C       | EXTENSION-VALVE ALTERNATE SU -----  | 1              | A              |
|                      |             | A---172 SERIAL 17254893 THRU 17263458<br>F172 SERIAL F172-0320 THRU F17201234   |                |                |
|                      |             | B---172 SERIAL 17249545 THRU 17254892<br>F172 SERIAL F172-0001 THRU F172-0319   |                |                |
|                      |             | C---172 SERIAL 17254893 THRU 17256512<br>F172 SERIAL F172-0320 THRU F172-0431<br>F172-0436 THRU F172-0442<br>F172-0444 THRU F172-0446 |                |                |
|                      |             | D---172 SERIAL 17256513 THRU 17263458<br>F172 SERIAL F172-0432 THRU F172-0435,<br>F172-0443, F172-0447 THRU F17201234                 |                |                |
|                      |             | E---172 SERIAL 17254893 THRU 17259223<br>F172 SERIAL F172-0320 THRU F17200754   |                |                |
|                      |             | F---172 SERIAL 17259224 THRU 17261898<br>F172 SERIAL F17200755 THRU F17201034   |                |                |
|                      |             | G---172 SERIAL 17261899 THRU 17263458<br>F172 SERIAL F17201035 THRU F17201234   |                |                |
|                      |             | H---172 SERIAL 17249545 THRU 17261898<br>F172 SERIAL F172-0001 THRU F17201034   |                |                |



This page intentionally left blank.

Aligning Gear (Cont)

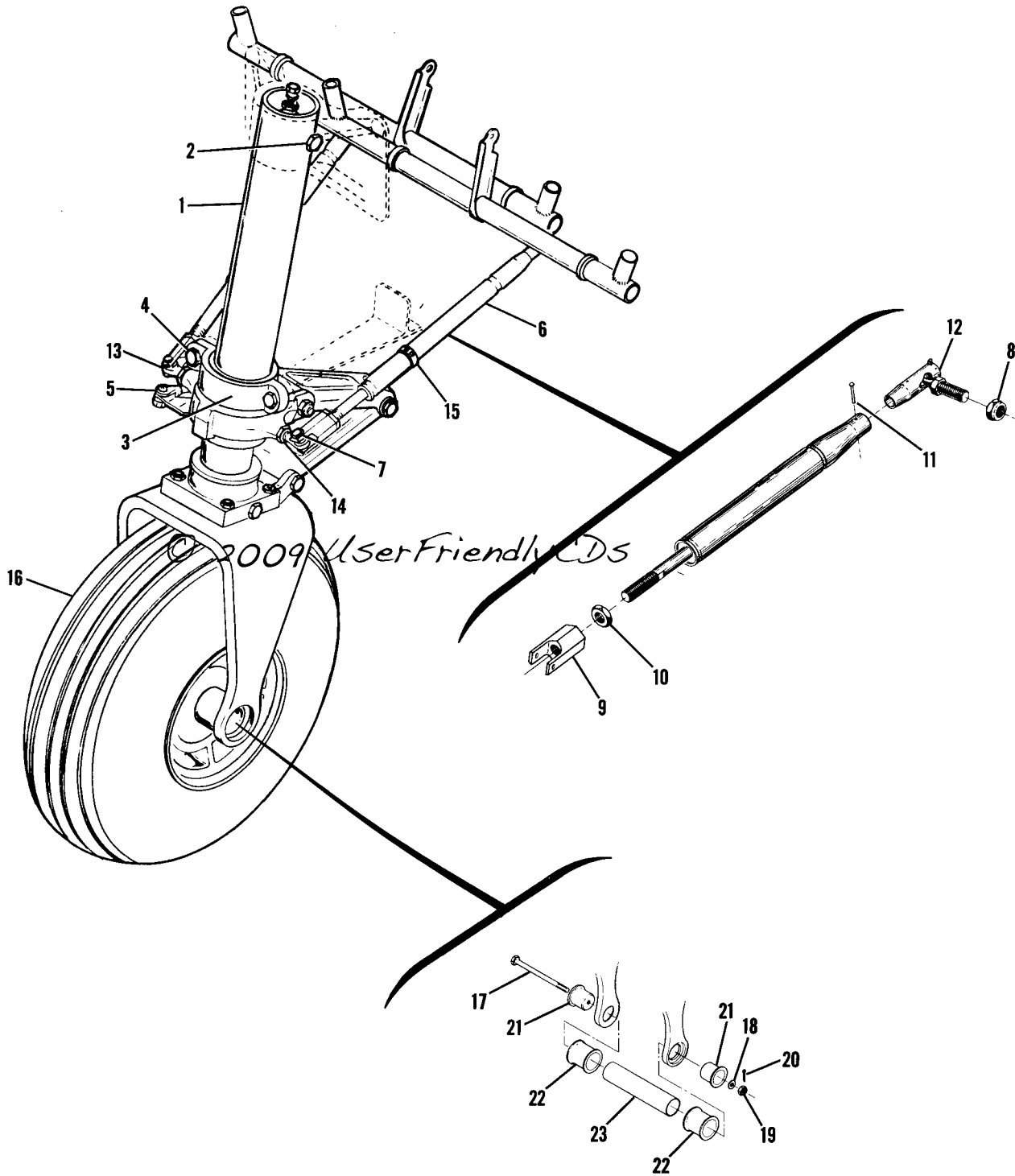


Figure 56. Heavy Duty Nose Gear Installation

| FIGURE AND INDEX NO. | PART NUMBER  | DESCRIPTION                             | UNITS PER ASSY | USABLE ON CODE |
|----------------------|--------------|---|----------------|----------------|
| 56 -                 |              | <b>1 2 3 4 5 6 7</b>                    |                |                |
| - 1                  | SEE FIG 58   | NOSE GEAR INSTALLATION-HEAVY DUTY ----- | NP             |                |
| - 2                  | AN5-31A      | SHOCK STRUT ASSEMBLY-HEAVY DUTY -----   | 1              |                |
| - 3                  | MS21042L5    | ATTACHING PARTS                         |                |                |
| - 4                  | 0543018-1    | BOLT -----                              | 1              |                |
| - 5                  | AN5-10A      | NUT -----                               | 3              |                |
| - 6                  | AN960-516    | CAP -----                               | 1              |                |
| - 7                  | 0543042-1    | BOLT -----                              | 2              |                |
| - 8                  | 0543042-2    | WASHER -----                            | 2              |                |
| - 9                  | SEE FIG 65   | SHIM .032 -----                         | AR             |                |
| - 10                 |              | SHIM .016 -----                         | AR             |                |
| - 11                 |              | -----*                                  |                |                |
| - 12                 |              | DAMPENER ASSEMBLY-SHIMMY -----          | 1              |                |
| - 13                 |              | ATTACHING PARTS                         |                |                |
| - 14                 | AN23-17      | BOLT -----                              | 1              |                |
| - 15                 | AN320-3      | NUT -----                               | 2              |                |
| - 16                 | NAS75-3-009  | SPACER -----                            | 1              |                |
| - 17                 | MS24665-132  | COTTER PIN -----                        | 2              |                |
| - 18                 | AN23-12      | BOLT -----                              | 1              |                |
| - 19                 | AN960-10     | WASHER -----                            | 1              |                |
| - 20                 |              | -----*                                  |                |                |
| - 21                 | 0543022-1    | TUBE ASSEMBLY-STEERING LH -----         | 1              |                |
| - 22                 | 0543022-2    | TUBE ASSEMBLY-STEERING RH -----         | 1              |                |
| - 23                 |              | ATTACHING PARTS                         |                |                |
| - 24                 | AN3-10A      | BOLT -----                              | 1              |                |
| - 25                 | MS21044N3    | NUT -----                               | 1              |                |
| - 26                 | MS21042L6    | NUT -----                               | 1              |                |
| - 27                 |              | -----*                                  |                |                |
| - 28                 | 0543023      | CLEVIS -----                            | 1              |                |
| - 29                 | AN316-6R     | NUT -----                               | 1              |                |
| - 30                 | MS20435M4-14 | RIVET -----                             | 1              |                |
| - 31                 | C109         | BALL JOINT TOR -----                    | 1              |                |
| - 32                 | S1823-3      | BEARING-ROD END -----                   | 2              |                |
| - 33                 | AN316-6R     | NUT -----                               | 2              |                |
| - 34                 | NAS397-12    | CLAMP -----                             | 2              |                |
| - 35                 | SEE FIG 62   | WHEEL ASSEMBLY-6.00X6 HEAVY DUTY -----  | 1              |                |
| - 36                 |              | ATTACHING PARTS                         |                |                |
| - 37                 | AN5-55       | BOLT -----                              | 1              |                |
| - 38                 | AN960-516L   | WASHER -----                            | 1              |                |
| - 39                 | AN310-5      | NUT -----                               | 1              |                |
| - 40                 | MS24665-136  | PIN-COTTER -----                        | 1              |                |
| - 41                 | 1442001-2    | BUCKET-AXLE BOLT -----                  | 2              |                |
| - 42                 | 1442002-1    | SPACER-AXLE -----                       | 2              |                |
| - 43                 | 1442001-1    | TUBE-AXLE -----                         | 1              |                |
|                      |              | -----*                                  |                |                |

Aligning Gear (Cont)

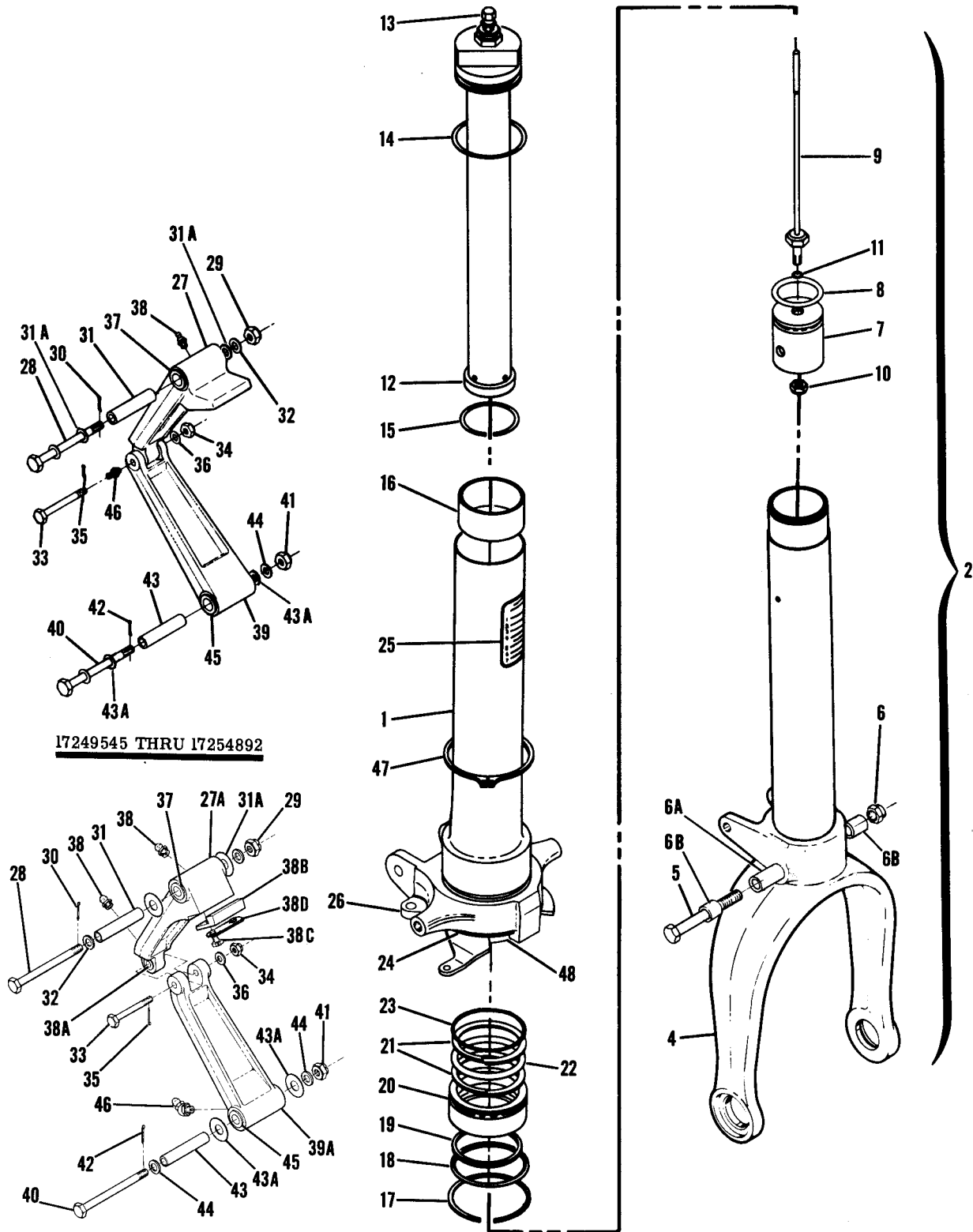


Figure 57. Nose Gear Shock Strut Assembly

| FIGURE AND INDEX NO. | PART NUMBER | DESCRIPTION                           | UNITS PER ASSY | USABLE ON CODE |
|----------------------|-------------|---------------------------------------|----------------|----------------|
|                      |             | <b>1 2 3 4 5 6 7</b>                  |                |                |
| 57 -                 | 0543039-200 | SHOCK STRUT ASSEMBLY-NOSE GEAR -----  | 1              | A              |
|                      | 0543062-200 | SHOCK STRUT ASSEMBLY-NOSE GEAR -----  | 1              | B              |
| - 1                  | 0543008-2   | TUBE ASSEMBLY-SHOCK STRUT -----       | 1              |                |
| - 2                  | 0543039-201 | SHOCK STRUT ASSEMBLY-LOWER -----      | 1              | A              |
|                      | 0543062-201 | SHOCK STRUT ASSEMBLY-LOWER -----      | 1              | B              |
| - 3                  |             | DELETED -----                         |                |                |
| - 4                  | SK175-9     | FORK-NOSE GEAR -----                  | 1              |                |
|                      |             | ATTACHING PARTS                       |                |                |
| - 5                  | AN5-33A     | BOLT -----                            | 1              | A              |
|                      | AN5-47A     | BOLT -----                            | 1              | B              |
| - 6                  | MS21042L5   | NUT -----                             | 1              |                |
| - 6A                 | NAS75-5-231 | BUSHING -----                         | 1              |                |
| - 6B                 | 0743009-1   | BUSHING -----                         | 2              | B              |
|                      |             | *-----                                |                |                |
| - 7                  | 0841200-7   | PLUG-PIN BASE -----                   | 1              | A              |
|                      | 0743612-1   | PLUG-PIN BASE -----                   | 1              | B              |
| - 8                  | AN6227B26   | O RING -----                          | 1              |                |
| - 9                  | 0543046-1   | METERING PIN -----                    | 1              | A              |
|                      | 0442017-3   | METERING PIN WEU 0442017-7 -----      | 1              | C              |
|                      | 0442017-7   | METERING PIN -----                    | 1              | D              |
|                      |             | ATTACHING PARTS                       |                |                |
| -10                  | MS21042L4   | NUT -----                             | 1              |                |
| -11                  | AN6227B5    | O RING -----                          | 1              |                |
|                      |             | *-----                                |                |                |
| -12                  | 0543000-6   | ORFICE PISTON SUPPORT ASSEMBLY -----  | 1              |                |
| -13                  | 0543036-1   | VALVE ASSEMBLY -----                  | 1              |                |
|                      | AN901-5A    | O RING -----                          | 1              |                |
| -14                  | AN6230B3    | O RING -----                          | 1              |                |
| -15                  | 0841200-19  | LOCK RING -----                       | 1              |                |
| -16                  | 1243021-1   | BEARING -----                         | 1              |                |
| -17                  | 0841200-25  | LOCK RING -----                       | 1              |                |
| -18                  | 0841200-15  | RING-PACK RETAINER -----              | 1              |                |
| -19                  | S11065-21   | RING-SCRAPER SHWS -----               | 1              |                |
| -20                  | 1243626-1   | RING-PACK SUPPORT -----               | 1              |                |
| -21                  | S1628-329   | RING-BACK UP -----                    | 2              |                |
| -22                  | AN6227B32   | O RING -----                          | 1              |                |
| -23                  | AN6230B6    | O RING -----                          | 1              |                |
| -24                  | 0543029     | WASHER -----                          | 1              |                |
| -25                  | 0543032     | PLACARD -----                         | 1              | A              |
|                      | 0543032-2   | PLACARD -----                         | 1              | B              |
| -26                  | 0743011-8   | ARM ASSEMBLY-NOSE GEAR STEERING ----- | 1              |                |
|                      | B44160      | BEARING TOR -----                     | 1              |                |
|                      | AN944-101A  | FITTING-LUBRICATION -----             | 1              |                |
| -27                  | 0543035-8   | TORQUE LINK-UPPER -----               | 1              | A              |
| -27A                 | 0442506-1   | TORQUE LINK-UPPER -----               | 1              | B              |
|                      |             | ATTACHING PARTS                       |                |                |
| -28                  | AN4-31      | BOLT -----                            | 1              |                |
| -29                  | AN310-4     | NUT -----                             | 1              |                |
| -30                  | MS24665-134 | COTTER PIN -----                      | 1              |                |
| -31                  | 0543047-1   | SPACER -----                          | 1              |                |
| -31A                 | 0543048-1   | SHIM-TORQUE LINK -----                | 1              |                |
| -32                  | AN960-416L  | WASHER -----                          | AR             |                |
| -33                  | NAS464-3-22 | BOLT -----                            | AR             |                |
| -34                  | AN310-3     | NUT -----                             | 1              |                |
| -35                  | MS24665-132 | COTTER PIN -----                      | 1              |                |
| -36                  | AN960-10L   | WASHER -----                          | 1              |                |
|                      |             | *-----                                |                |                |
| -37                  | NAS77-6-88  | BUSHING -----                         | 1              |                |
| -38                  | AN944-101A  | FITTING-LUBE -----                    | 2              |                |
| -38A                 | NAS77-3-23  | BUSHING -----                         | 2              |                |
| -38B                 | 0442506-8   | STOP LUG -----                        | 1              | B              |
| -38C                 | AN3H3A      | BOLT -----                            | 2              | B              |

CONTINUED ON NEXT PAGE

| FIGURE AND INDEX NO. | PART NUMBER  | DESCRIPTION  | UNITS PER ASSY | USABLE ON CODE |
|----------------------|--------------|--|----------------|----------------|
|                      |              | <b>1 2 3 4 5 6 7</b>   |                |                |
| 57 - 38D             | 0442506-9    | LUG-SAFETY -----   | 1              |                |
| -39                  | 0543035-3    | TORQUE LINK-LOWER -----  | 1              | A              |
| -39A                 | 0442506-2    | TORQUE LINK-LOWER -----  | 1              | B              |
|                      |              | ATTACHING PARTS  |                |                |
| -40                  | AN4-31       | BOLT -----   | 1              |                |
| -41                  | AN310-4      | NUT -----  | 1              |                |
| -42                  | MS24665-134  | COTTER PIN -----   | 1              |                |
| -43                  | 0543047-1    | SPACER -----   | 1              |                |
| -43A                 | 0543048-1    | SHIM-TORQUE LINK -----   | AR             |                |
| -44                  | AN960-416L   | WASHER -----   | AR             |                |
|                      |              | -----*   |                |                |
| -45                  | NAS77-6-88   | BUSHING -----  | 2              |                |
| -46                  | MS15002-3    | FITTING-LUBE -----   | 1              |                |
| -47                  | MS16624-1275 | RING-RETAINING -----   | 1              |                |
| -48                  | 1243030-5    | SHIM .006 THICK -----  | AR             |                |
|                      | 1243030-6    | SHIM .012 THICK -----  | AR             |                |
|                      | 1243030-7    | SHIM .020 THICK -----  | AR             |                |
|                      |              | A---172 SERIAL 17249545 THRU 17254892<br>F172 SERIAL F172-0001 THRU F172-0319<br>P172 SERIAL P17257120 THRU P17257188<br>FP172 SERIAL FP172-0001 THRU FP172-0003 |                |                |
|                      |              | B---172 SERIAL 17254893 THRU 17263458<br>F172 SERIAL F172-0320 THRU F17201234  |                |                |
|                      |              | C---172 SERIAL 17254893 THRU 17259223<br>F172 SERIAL F172-0320 THRU F17200754  |                |                |
|                      |              | D---172 SERIAL 17259224 THRU 17263458<br>F172 SERIAL F17200755 THRU F17201234  |                |                |



| FIGURE AND INDEX NO. | PART NUMBER   | DESCRIPTION                                     | UNITS PER ASSY | USABLE ON CODE |
|----------------------|---------------|---|----------------|----------------|
|                      |               | <b>1 2 3 4 5 6 7</b>                            |                |                |
| 58 -                 |               | SHOCK STRUT ASSEMBLY-HEAVY DUTY NOSE GEAR ----- | NP             | A              |
| - 1                  | 0543062-202   | SHOCK STRUT ASSEMBLY-HEAVY DUTY NOSE GEAR ----- | 1              | B              |
| - 2                  | 0543008-2     | TUBE-SHOCK STRUT -----                          | 1              |                |
| - 3                  | 0543045-200 * | HUB & BARREL ASSEMBLY-HEAVY DUTY -----          | 1              | A              |
| - 3                  | 0543062-203   | HUB & BARREL ASSEMBLY-HEAVY DUTY -----          | 1              | B              |
| - 3                  | 0543046-1     | METERING PIN -----                              | 1              | A              |
| - 3                  | 0442017-3     | METERING PIN WEU 0442017-7 -----                | 1              | C              |
| - 3                  | 0442017-7     | METERING PIN -----                              | 1              | D              |
| - 4                  | 0841200-7     | PLUG-PIN BASE -----                             | 1              | A              |
| - 4                  | 0743612-1     | PLUG-PIN BASE -----                             | 1              | B              |
| - 5                  | MS21042L4     | NUT -----                                       | 1              |                |
| - 6                  | AN6227B26     | O RING -----                                    | 1              |                |
| - 7                  | AN6227B5      | O RING -----                                    | 1              |                |
| - 8                  | AN5-51A       | BOLT -----                                      | 1              |                |
| - 9                  | AN960-516L    | WASHER -----                                    | 1              |                |
| -10                  | MS21042L4     | NUT -----                                       | 1              |                |
| -11                  | 0743009-1     | SPACER-TOW BAR -----                            | 2              |                |
| -11A                 | NAS75-5-231   | BUSHING -----                                   | 1              | B              |
| -12                  | 1243623-2 *   | YOKE-NOSE GEAR FORK -----                       | 1              |                |
|                      |               | ATTACHING PARTS                                 |                |                |
| -13                  | AN5-17A       | BOLT -----                                      | 4              |                |
| -14                  | AN960-516L    | WASHER -----                                    | 4              |                |
| -15                  | MS21042L4     | NUT -----                                       | 4              |                |
|                      |               | -----*  |                |                |
| -16                  | 0842000-44    | BRACKET ASSEMBLY -----                          | 1              | A              |
| -17                  | 0543000-6     | ORFICE PISTON SUPPORT ASSEMBLY -----            | 1              |                |
| -18                  | 0543036-1     | VALVE ASSEMBLY -----                            | 1              |                |
| -18                  | AN901-5A      | O RING -----                                    | 1              |                |
| -19                  | AN6230B3      | O RING -----                                    | 1              |                |
| -20                  | 0841200-19    | LOCK RING -----                                 | 1              |                |
| -21                  | 1243021-1     | BEARING -----                                   | 1              |                |
| -22                  | 0841200-25    | LOCK RING -----                                 | 1              |                |
| -23                  | 0841200-15    | RING-PACK RETAINER -----                        | 1              |                |
| -24                  | S11065-21     | RING-SCRAPER SHWS -----                         | 1              |                |
| -25                  | 1243626-1     | RING-PACK SUPPORT -----                         | 1              |                |
| -26                  | S1628-329     | RING-BACK UP -----                              | 2              |                |
| -27                  | AN6227B32     | O RING -----                                    | 1              |                |
| -28                  | AN6230B6      | O RING -----                                    | 1              |                |
| -29                  | 0543029       | WASHER -----                                    | 1              |                |

CONTINUED ON NEXT PAGE

Aligning Gear (Cont)

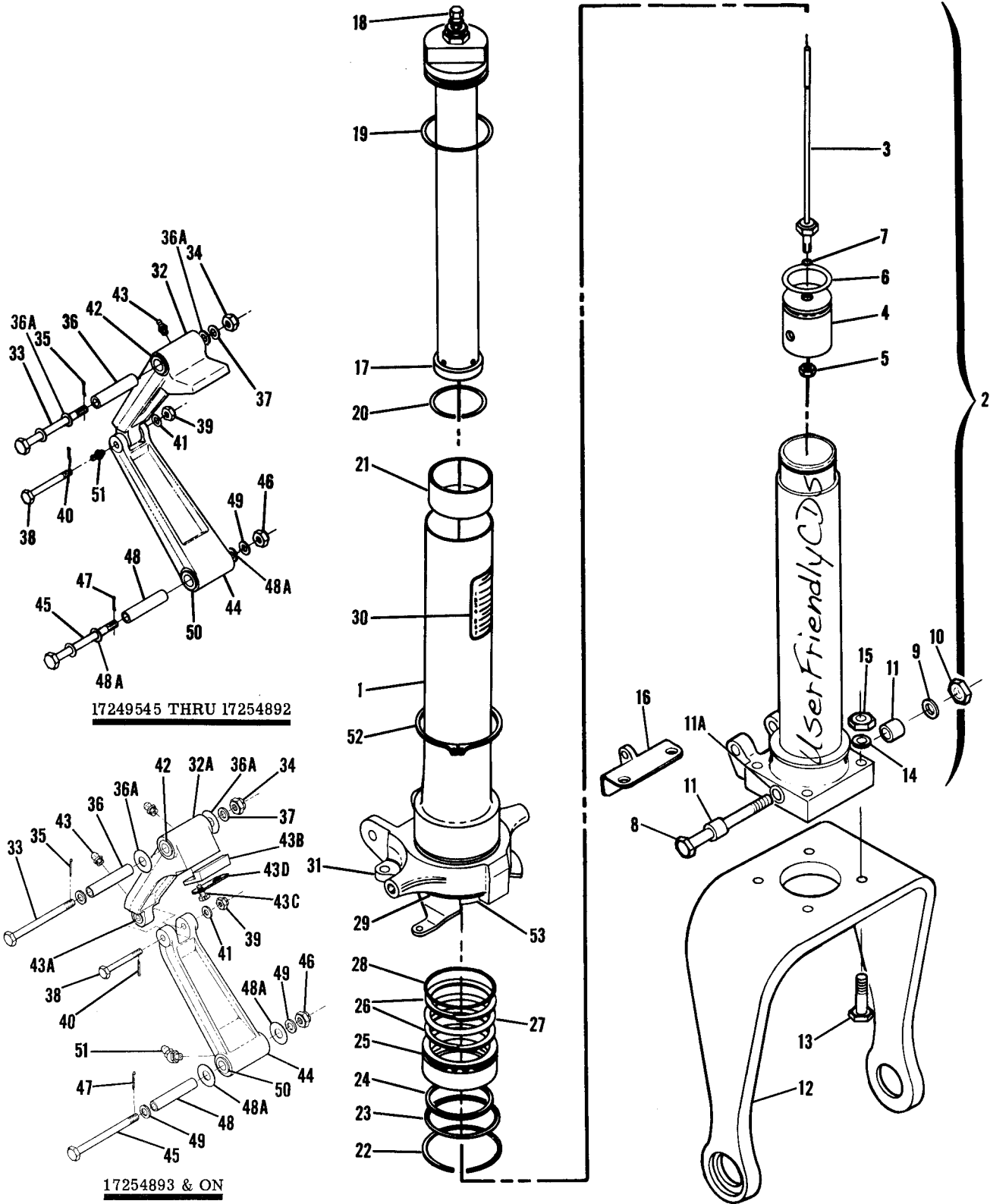
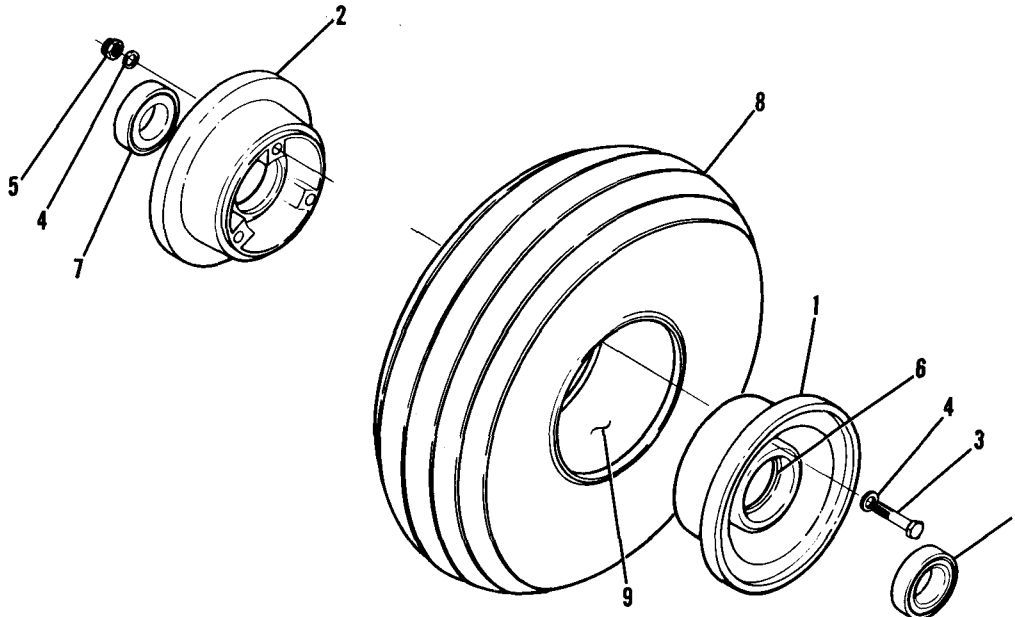


Figure 58. Heavy Duty Nose Gear Shock Strut Assembly



| FIGURE AND INDEX NO.   | PART NUMBER  | DESCRIPTION                           | UNITS PER ASSY | USABLE ON CODE |
|--|--------------|---------------------------------------|----------------|----------------|
|  |              | <b>1 2 3 4 5 6 7</b>                  |                |                |
| 58 -30   | 0543032      | PLACARD -----                         | 1              | A              |
|  | 0543032-2    | PLACARD -----                         | 1              | B              |
| -31  | 0743011-8    | ARM ASSEMBLY-NOSE GEAR STEERING ----- | 1              |                |
|  | B4416D       | BEARING TOR -----                     | 1              |                |
|  | AN944-101A   | FITTING-LUBRICATION -----             | 1              |                |
| -32  | 0543035-8    | TORQUE LINK-UPPER -----               | 1              | A              |
| -32A   | 0442506-1    | TORQUE LINK-UPPER -----               | 1              | B              |
|  |              | ATTACHING PARTS                       |                |                |
| -33  | AN4-31       | BOLT -----                            | 1              |                |
| -34  | AN310-4      | NUT -----                             | 1              |                |
| -35  | MS24665-134  | COTTER PIN -----                      | 1              |                |
| -36  | 0543047-1    | SPACER -----                          | 1              |                |
| -36A   | 0543048-1    | SHIM-TORQUE LINK -----                | AR             |                |
| -37  | AN960-416L   | WASHER -----                          | AR             |                |
| -38  | NAS464-3-22  | BOLT -----                            | 1              |                |
| -39  | AN310-3      | NUT -----                             | 1              |                |
| -40  | MS24665-132  | COTTER PIN -----                      | 1              |                |
| -41  | AN960-10L    | WASHER -----                          | 1              |                |
|  |              | -----*                                |                |                |
| -42  | NAS77-6-88   | BUSHING -----                         | 2              |                |
| -43  | AN944-101A   | FITTING-LUBE -----                    | 2              |                |
| -43A   | NAS77-3-23   | BUSHING -----                         | 2              |                |
| -43B   | 0442506-8    | STOP LUG -----                        | 1              | B              |
| -43C   | AN3-3A       | BOLT -----                            | 2              | B              |
| -43D   | 0442506-9    | LUG-SAFETY -----                      | 1              |                |
| -44  | 0543035-3    | TORQUE LINK-LOWER -----               | 1              | A              |
| -44A   | 0442506-2    | TORQUE LINK-LOWER -----               | 1              | B              |
|  |              | ATTACHING PARTS                       |                |                |
| -45  | AN4-31       | BOLT -----                            | 1              |                |
| -46  | AN310-4      | NUT -----                             | 1              |                |
| -47  | MS24665-134  | COTTER PIN -----                      | 1              |                |
| -48  | 0543047-1    | SPACER -----                          | 1              |                |
| -48A   | 0543048-1    | SHIM-TORQUE LINK -----                | AR             |                |
| -49  | AN960-416L   | WASHER -----                          | AR             |                |
|  |              | -----*                                |                |                |
| -50  | NAS77-6-88   | BUSHING -----                         | 2              |                |
| -51  | MS15002-3    | FITTING-LUG -----                     | 2              |                |
| -52  | MS16624-1275 | RING-RETAINING -----                  | 1              |                |
| -53  | 1243030-5    | SHIM .006 THICK -----                 | AR             |                |
|  | 1243030-6    | SHIM .012 THICK -----                 | AR             |                |
|  | 1243030-7    | SHIM .020 THICK -----                 | AR             |                |
| <p>NOTE. *WHEN REPLACING THIS PART ON AIRCRAFT PRIOR TO SERIAL 17251438 OR F172-0090 IT IS NECESSARY TO CONVERT TO 5-16 INCH DIAMETER BOLTS TO ATTACH THE NOSE WHEEL YOKE TO THE HUB. ENLARGE BOLT HOLES IN MATING PARTS AS NECESSARY TO CONVERT TO 5-16 INCH DIAMETER BOLTS.</p> <p>A---172 SERIAL 17249545 THRU 17254892<br/>           F172 SERIAL F172-0001 THRU F172-0319<br/>           P172 SERIAL P17257168 THRU P17257188<br/>           FP172 SERIAL FP172-0001 THRU FP172-0003</p> <p>B---172 SERIAL 17254893 THRU 17263458<br/>           F172 SERIAL F172-0320 THRU F17201234</p> <p>C---172 SERIAL 17254893 THRU 17259223<br/>           F172 SERIAL F172-0320 THRU F17200754</p> <p>D---172 SERIAL 17259224 THRU 17263458<br/>           F172 SERIAL F17200755 THRU F17201234</p> |              |                                       |                |                |

Alighting Gear (Cont)

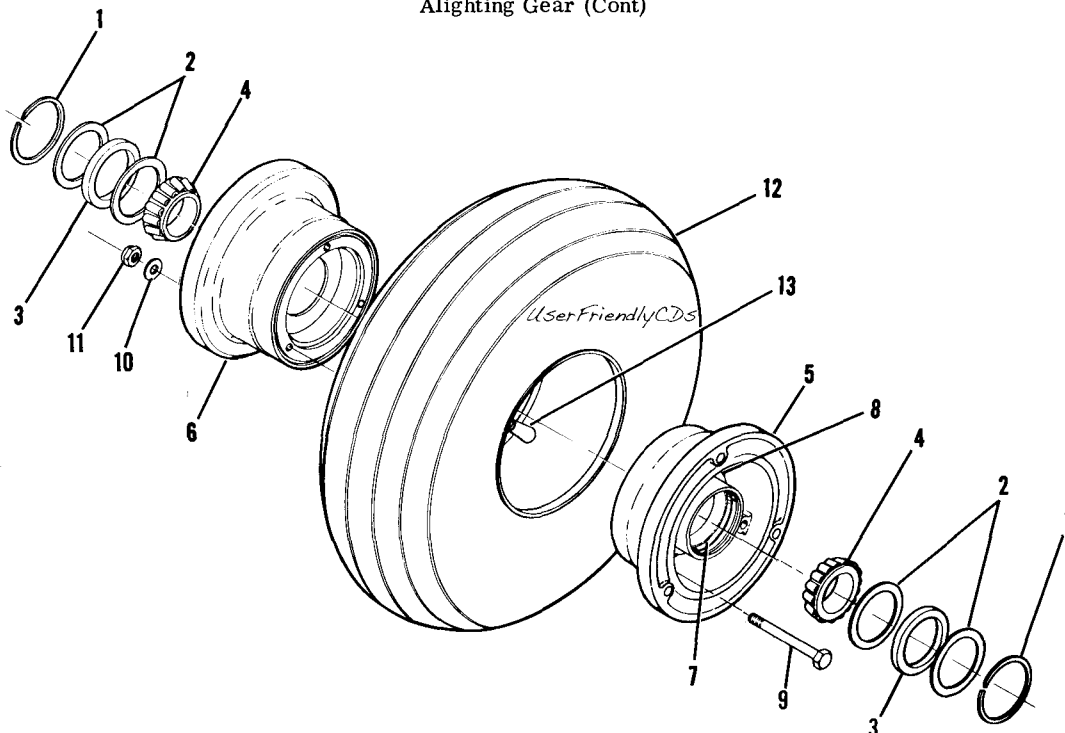


**172 SERIAL 17249545 THRU 17251822**  
**P172 SERIAL P17257120 THRU P17257188**  
**F172 SERIAL F172-0001 THRU F172-0085**

Figure 59. Goodyear Nose Gear Wheel Assembly

| FIGURE AND INDEX NO. | PART NUMBER  | DESCRIPTION  | UNITS PER ASSY   | USABLE ON CODE |
|----------------------|--------------|--|--|----------------|
| 59 -                 |              | 1 2 3 4 5 6 7<br>WHEEL ASSEMBLY--NOSE GEAR GOODYEAR -----<br>WHEEL ASSEMBLY GY 9532926 -----<br>WHEEL SUBASSEMBLY--FEMALE GY -----<br>WHEEL SUBASSEMBLY--MALE GY -----<br>ATTACHING PARTS -----<br>BOLT -----<br>WASHER -----<br>NUT SPS -----<br>-----*-----<br>CUP-BEARING TYR -----<br>CONE-BEARING TYR -----<br>TIRE 5.00 X 5 -4 PLY -----<br>TUBE ----- | NP<br>1<br>1<br>1<br><br>3<br>6<br>3<br><br>1<br>2<br>1<br>1 | A              |
| - 1                  | 9541898      |  |  |                |
| - 2                  | 9541899      |  |  |                |
| - 3                  | AN4-14A      |  |  |                |
| - 4                  | AN960-416    |  |  |                |
| - 5                  | FH42B        |  |  |                |
| - 6                  | LM67010XL    |  |  |                |
| - 7                  | LM67048XL    |  |  |                |
| - 8                  | C262003-0102 |  |  |                |
| - 9                  | C262023-0101 |  |  |                |
|                      |              | A---172 SERIAL 17249545 THRU 17251822<br>P172 SERIAL P17257120 THRU P17257188<br>F172 SERIAL F172-0001 THRU F172-0085<br>FP172 SERIAL FP172-0001 THRU FP172-0003   |  |                |

Alighting Gear (Cont)



**172 SERIAL 17251823 THRU 17263458**  
**F172 SERIAL F172-0086 THRU F17201234**

Figure 60. Cleveland Nose Gear Wheel Assembly

| FIGURE AND INDEX NO.   | PART NUMBER  | DESCRIPTION   | UNITS PER ASSY | USABLE ON CODE |
|--|--------------|---|----------------|----------------|
| 60 -   |              | <b>1 2 3 4 5 6 7</b><br>WHEEL ASSEMBLY--NOSE GEAR CLEVELAND -----<br>WHEEL ASSEMBLY CFP 40-77 ----- | NP             | A              |
| - 1  | 1241156-12   | RING CFP -----  | 1              |                |
| - 2  | 155-2        | RING-GREASE SEAL CFP -----  | 2              |                |
| - 3  | 153-8        | GREASE SEAL-FELT CFP -----  | 4              |                |
| - 4  | 154-6        | BEARING CFP -----   | 2              |                |
| - 5  | 08125        | WHEEL HALF-MALE CFP -----   | 1              |                |
| - 6  | 161-31       | WHEEL HALF-FEMALE CFP -----   | 1              |                |
| - 7  | 162-28       | CUP-BEARING CFP -----   | 1              |                |
| - 8  | 08231        | GROMMET CFP -----   | 1              |                |
| - 9  | 217-1        | BOLT -----  | 3              |                |
| - 10   | AN4-22A      | WASHER -----  | 3              |                |
| - 11   | AN960-416    | NUT -----   | 3              |                |
| - 12   | MS21042L4    | TIRE 5.00 X 5 4 PLY RATED -----   | 1              |                |
|  | C262003-0102 | TIRE-WHITE WALL 5.00X5 4 PLY RATED -----  | 1              | B              |
|  | C262001-0102 | WEU C262001-0202  |                |                |
|  | C262001-0202 | TIRE-WHITE WALL 5.00X5 6 PLY RATED -----  | 1              | C              |
| - 13   | C262023-0101 | TUBE 5.00 X 5 -----   | 1              |                |
| <p>A---172 SERIAL 17251823 THRU 17263458<br/>                     F172 SERIAL F172-0086 THRU F17201234<br/>                     B---172 SERIAL 17251823 THRU 17260758<br/>                     F172 SERIAL F172-0086 THRU F17200904<br/>                     C---172 SERIAL 17260759 THRU 17263458<br/>                     F172 SERIAL F17200905 THRU F17201234</p> |              |   |                |                |

Aligning Gear (Cont)

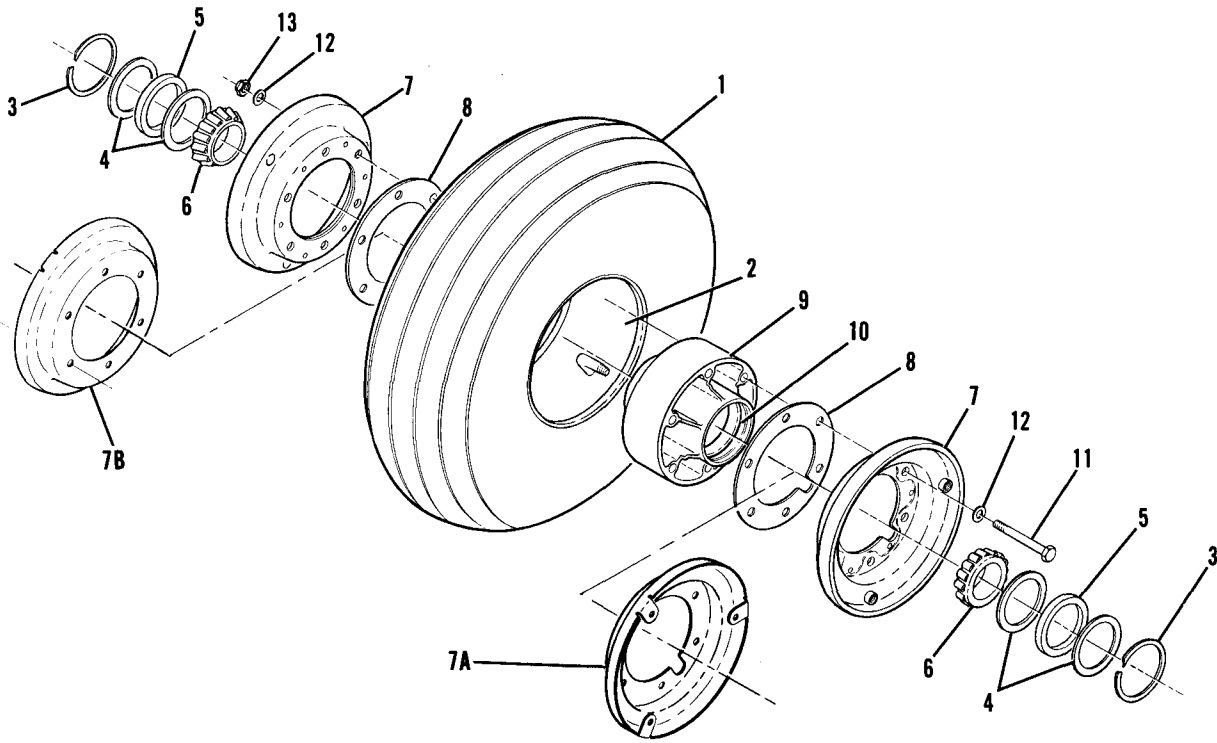
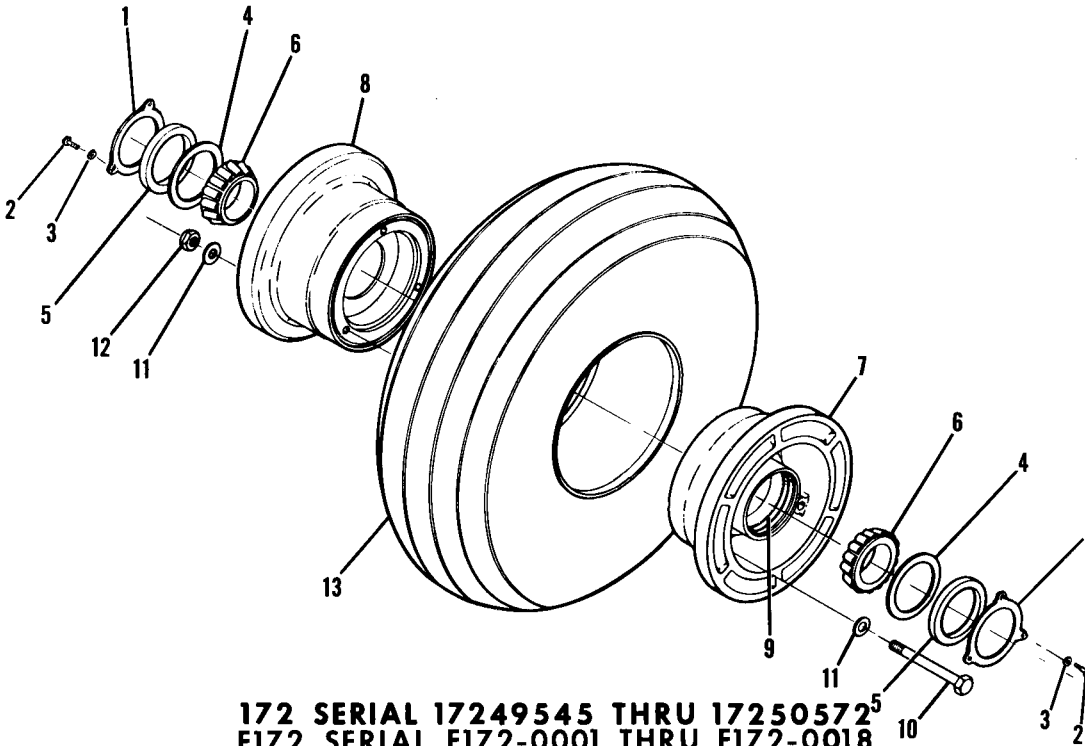


Figure 61. Nose Gear Wheel Assembly (Alternate)

| FIGURE AND INDEX NO. | PART NUMBER  | DESCRIPTION   | UNITS PER ASSY | USABLE ON CODE |
|----------------------|--------------|---|----------------|----------------|
| 61                   |              | <b>1 2 3 4 5 6 7</b>  |                |                |
| -                    |              | WHEEL ASSEMBLY--NOSE GEAR ALTERNATE -----                                     | NP             | A              |
| - 1                  | C262003-0102 | TIRE-BLACKWALL 5.00X5 4 PLY RATED -----                                       | 1              |                |
|                      | C262004-0101 | TIRE-WHITEWALL 5.00X5 4 PLY RATED -----                                       | 1              |                |
| - 2                  | C262023-0101 | TUBE 5.00X5 -----   | 1              |                |
|                      | C163002-0201 | WHEEL ASSEMBLY WEU C163003-0201 -----   | 1              | B              |
|                      | C163003-0201 | WHEEL ASSEMBLY -----  | 1              | C              |
| - 3                  | A1636-23     | RING-RETAINING MCL -----  | 2              |                |
| - 4                  | A30048       | RING-GREASE SEAL MCL -----  | 4              |                |
| - 5                  | A30047       | GREASE SEAL-FELT MCL -----  | 2              |                |
| - 6                  | A30078-2     | BEARING MCL -----   | 2              |                |
| - 7                  | D30058       | FLANGE-WHEEL USE WITH C163002-0201 MCL -----                                  | 2              | B              |
| - 7A                 | C30172-1     | FLANGE-WHEEL USE WITH C163003-0201 MCL -----                                  | 1              | C              |
| - 7B                 | C30172       | FLANGE-WHEEL USE WITH C163003-0201 MCL -----                                  | 1              | C              |
| - 8                  | B30077       | SPACER MCL -----  | 2              |                |
| - 9                  | C30057       | HUB ASSEMBLY MCL -----  | 1              |                |
| -10                  | A30078-1     | CUP-BEARING MCL -----   | 2              |                |
| -11                  | AN4-24A      | BOLT USE WITH C163002-0201 -----  | 6              | B              |
|                      | A2513-66     | BOLT USE WITH C163003-0201 MCL -----  | 6              | C              |
| -12                  | AN960-416L   | WASHER USE WITH C163002-0201 -----  | 12             | B              |
|                      | A1638-29     | WASHER USE WITH C163003-0201 MCL -----  | 12             | C              |
| -13                  | MS21042L4    | NUT USE WITH C163002-0201 -----   | 6              | B              |
|                      | MS20365-428A | NUT USE WITH C163003-0201 -----   | 6              | C              |
|                      |              | A---172 SERIAL 17260835 THRU 17263458<br>F172 SERIAL F17200901 THRU F17201234 |                |                |
|                      |              | B---172 SERIAL 17260835 THRU 17261440<br>F172 SERIAL F17200901 THRU F17201044 |                |                |
|                      |              | C---172 SERIAL 17261441 THRU 17263458<br>F172 SERIAL F17201045 THRU F17201234 |                |                |

This page intentionally left blank.

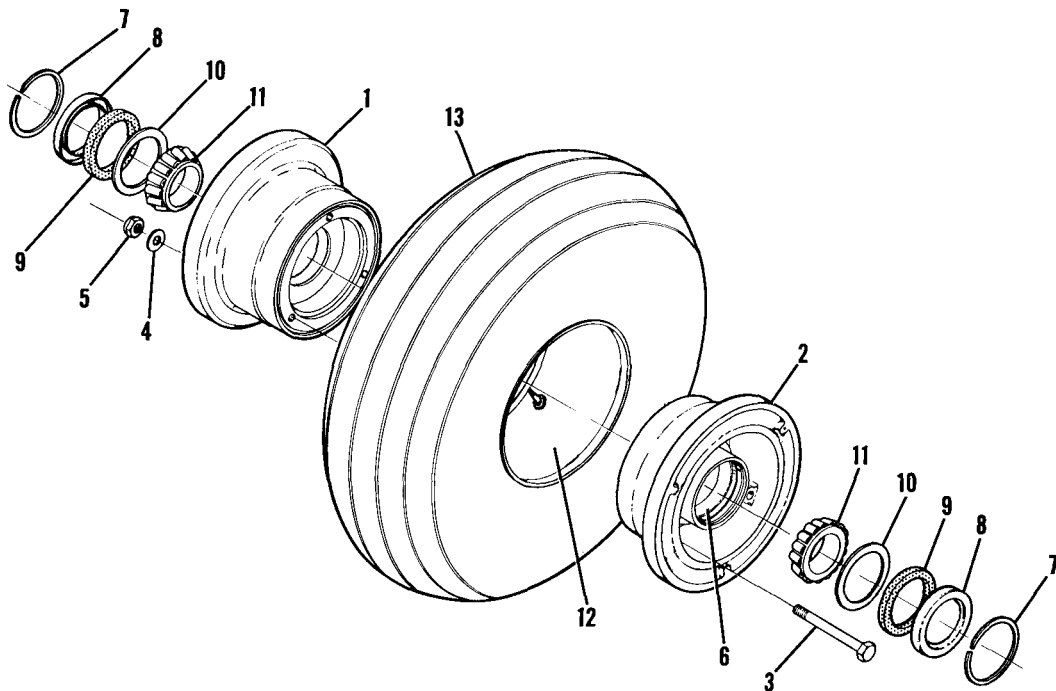
Alighting Gear (Cont)



**172 SERIAL 17249545 THRU 17250572**  
**F172 SERIAL F172-0001 THRU F172-0018**  
**P172 SERIAL P17257120 THRU P17257188**  
 Figure 62. Nose Gear Wheel Assembly-Heavy Duty

| FIGURE AND INDEX NO. | PART NUMBER  | DESCRIPTION  | UNITS PER ASSY | USABLE ON CODE |
|----------------------|--------------|--|----------------|----------------|
| 62 -                 |              | <b>1 2 3 4 5 6 7</b><br>WHEEL ASSEMBLY-NOSE GEAR HEAVY DUTY CLEVELAND  | NP             | A              |
| - 1                  | 0441156-16   | WHEEL ASSEMBLY CFP 40-55   | 1              |                |
| - 2                  | 153-10       | RING-GREASE SEAL CFP   | 2              |                |
|                      |              | ATTACHING PARTS  |                |                |
| - 2                  | 8-32X1/2     | SCREW CFP  | 3              |                |
| - 3                  | 1208         | WASHER CFP   | 3              |                |
|                      |              | *---   |                |                |
| - 4                  | A39070       | RING-GREASE SEAL CFP   | 2              |                |
| - 5                  | 154-9        | GREASE SEAL-FELT CFP   | 2              |                |
| - 6                  | 13889        | BEARING CFP  | 2              |                |
| - 7                  | 161-24       | WHEEL HALF ASSEMBLY-INNER CFP  | 1              |                |
| - 8                  | 161-23       | WHEEL HALF ASSEMBLY-OUTER CFP  | 1              |                |
| - 9                  | 13836        | CUP-BEARING CFP  | 1              |                |
| -10                  | AN4-37A      | BOLT   | 3              |                |
| -11                  | AN960-416    | WASHER   | 3              |                |
| -12                  | MS21042L4    | NUT  | 3              |                |
| -13                  | C262003-0101 | TIRE-TUBE TYPE 6.00 X 6  | 1              |                |
|                      | C262023-0102 | TUBE 6.00 X 6  | 1              |                |
|                      |              | A---172 SERIAL 17249545 THRU 17250572<br>F172 SERIAL F172-0001 THRU F172-0018<br>P172 SERIAL P17257120 THRU P17257188<br>FP172 SERIAL FP172-0001 THRU FP172-0003 |                |                |

Aligning Gear (Cont)

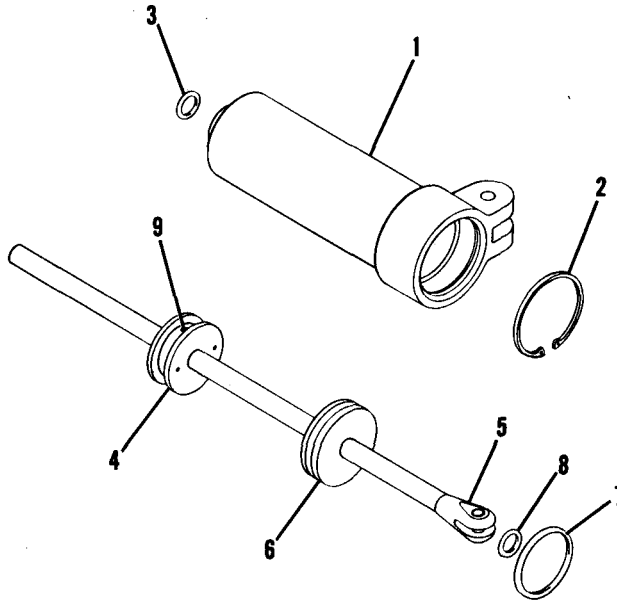


172 SERIAL 17250573 THRU 17263458  
 F172 SERIAL F172-0019 THRU F17201234

Figure 63. Nose Gear Wheel Assembly-Heavy Duty

| FIGURE AND INDEX NO. | PART NUMBER  | DESCRIPTION   | UNITS PER ASSY | USABLE ON CODE |
|----------------------|--------------|---|----------------|----------------|
| 63 -                 |              | <b>1 2 3 4 5 6 7</b>  |                |                |
|                      |              | WHEEL ASSEMBLY-HEAVY DUTY NOSE GEAR CLEVELAND                                 | NP             | A              |
| - 1                  | 1241156-11   | WHEEL ASSEMBLY CFP 40-76A   | 1              |                |
| - 2                  | 162-27       | WHEEL HALF ASSEMBLY-FEMALE CFP  | 1              |                |
|                      | 161-30       | WHEEL HALF ASSEMBLY-MALE CFP  | 1              |                |
|                      |              | ATTACHING PARTS   |                |                |
| - 3                  | AN5-35A      | BOLT  | 3              |                |
| - 4                  | AN960-516    | WASHER  | 6              |                |
| - 5                  | MS21042L5    | NUT   | 3              |                |
|                      |              | -----*  |                |                |
| - 6                  | 13836        | CUP-BEARING CFP   | 1              |                |
| - 7                  | 3023         | RING-SNAP CFP   | 2              |                |
| - 8                  | 153-15       | RING-GREASE SEAL CFP  | 2              |                |
| - 9                  | 154-13       | GREASE SEAL-FELT CFP  | 2              |                |
| -10                  | A39070       | RING-GREASE SEAL  | 2              |                |
| -11                  | 13889        | CONE-BEARING  | 2              |                |
| -12                  | C262003-0101 | TUBE-6.00 X 6   | 1              |                |
| -13                  | C262023-0102 | TIRE-6.00 X 6   | 1              |                |
|                      |              | A---172 SERIAL 17250573 THRU 17263458<br>F172 SERIAL F172-0019 THRU F17201234 |                |                |

Aligning Gear (Cont)



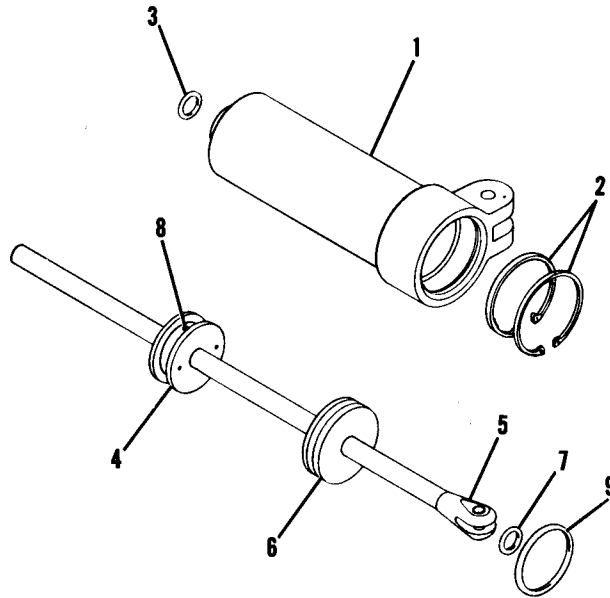
172 SERIAL 17249545 THRU 17256449  
 F172 SERIAL F172-0001 THRU F172-0519  
 P172 SERIAL P17257120 THRU P17257188

Figure 64. Shimmy Dampener Assembly

| FIGURE AND INDEX NO. | PART NUMBER | DESCRIPTION  | UNITS PER ASSY | USABLE ON CODE |
|----------------------|-------------|--|----------------|----------------|
| 64 -                 |             | <b>1 2 3 4 5 6 7</b>   |                |                |
| - 1                  | 0542100-1   | DAMPENER ASSEMBLY-SHIMMY -----   | NP             | A              |
| - 2                  | MS16625-131 | BARREL-SHIMMY DAMPENER -----   | 1              |                |
| - 3                  | AN622786    | RING -----   | 1              |                |
| - 4                  | 0542118-1   | O RING -----   | 1              |                |
| - 5                  | 0542101-1   | PISTON ASSEMBLY -----  | 1              |                |
| - 6                  | 0542102-1   | SHAFT -----  | 1              |                |
| - 7                  | AN6227820   | HEAD BEARING -----   | 1              |                |
| - 8                  | AN622786    | O RING -----   | 1              |                |
| - 9                  | NAS561P4-14 | O RING -----   | 1              |                |
|                      |             | ROLL PIN -----   | 1              |                |
|                      |             | NOTE. *ORDER 0442512-1, SEE FIGURE 65.   |                |                |
|                      |             | A---172 SERIAL 17249545 THRU 17256449<br>F172 SERIAL F172-0001 THRU F172-0519<br>P172 SERIAL P17257120 THRU P17257188<br>FP172 SERIAL FP172-0001 THRU FP172-0003 |                |                |



Alighting Gear (Cont)



172 SERIAL 17256450 THRU 17263458  
 F172 SERIAL F172-0520 THRU F17201234  
 Figure 65. Shimmy Dampener Assembly

| FIGURE AND INDEX NO. | PART NUMBER | DESCRIPTION   | UNITS PER ASSY | USABLE ON CODE |
|----------------------|-------------|---|----------------|----------------|
| 65 -                 | 0442512-1   | DAMPENER ASSEMBLY-SHIMMY -----  | 1              | A              |
| - 1                  | 0542100-6   | BARREL-SHIMMY DAMPENER -----  | 1              |                |
| - 2                  | MS16625-118 | RING-SNAP -----   | 2              |                |
| - 3                  | AN6227B6    | O RING -----  | 1              |                |
| - 4                  | 0542118-5   | PISTON ASSEMBLY -----   | 1              |                |
| - 5                  | 0542101-1   | SHAFT -----   | 1              |                |
| - 6                  | 0542102-3   | HEAD BEARING -----  | 1              |                |
| - 7                  | AN6227B6    | O RING -----  | 1              |                |
| - 8                  | NAS561P4-14 | ROLL PIN -----  | 1              |                |
| - 9                  | AN6227B18   | O RING -----  | 1              |                |
|                      |             | A---172 SERIAL 17256450 THRU 17263458<br>F172 SERIAL F172-0520 THRU F17201234 |                |                |

Alighting Gear (Cont)

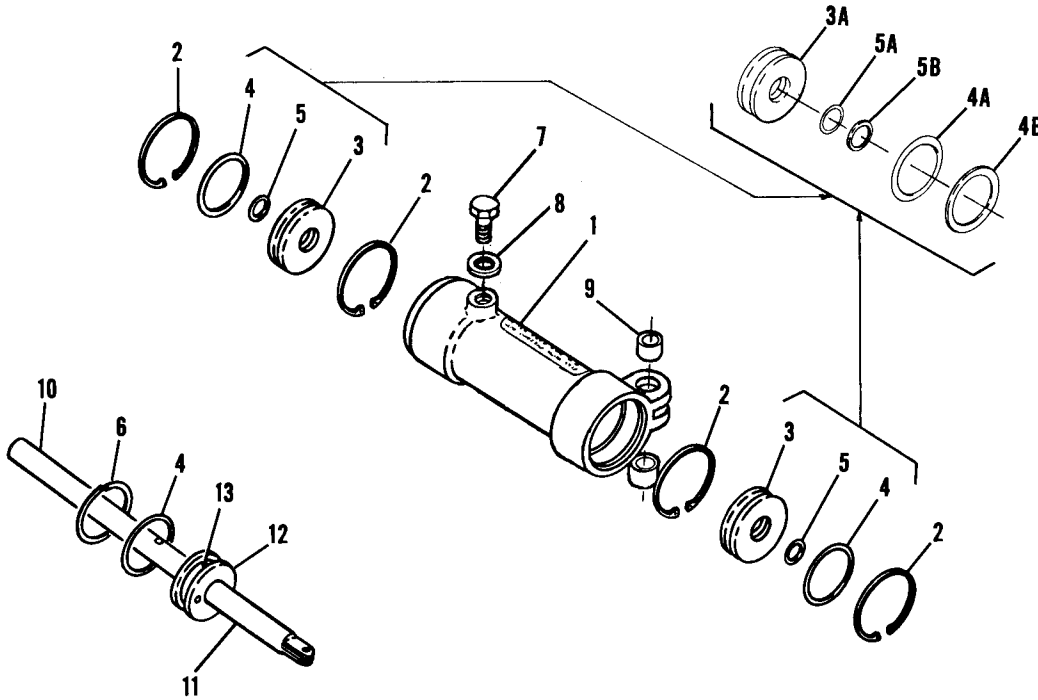


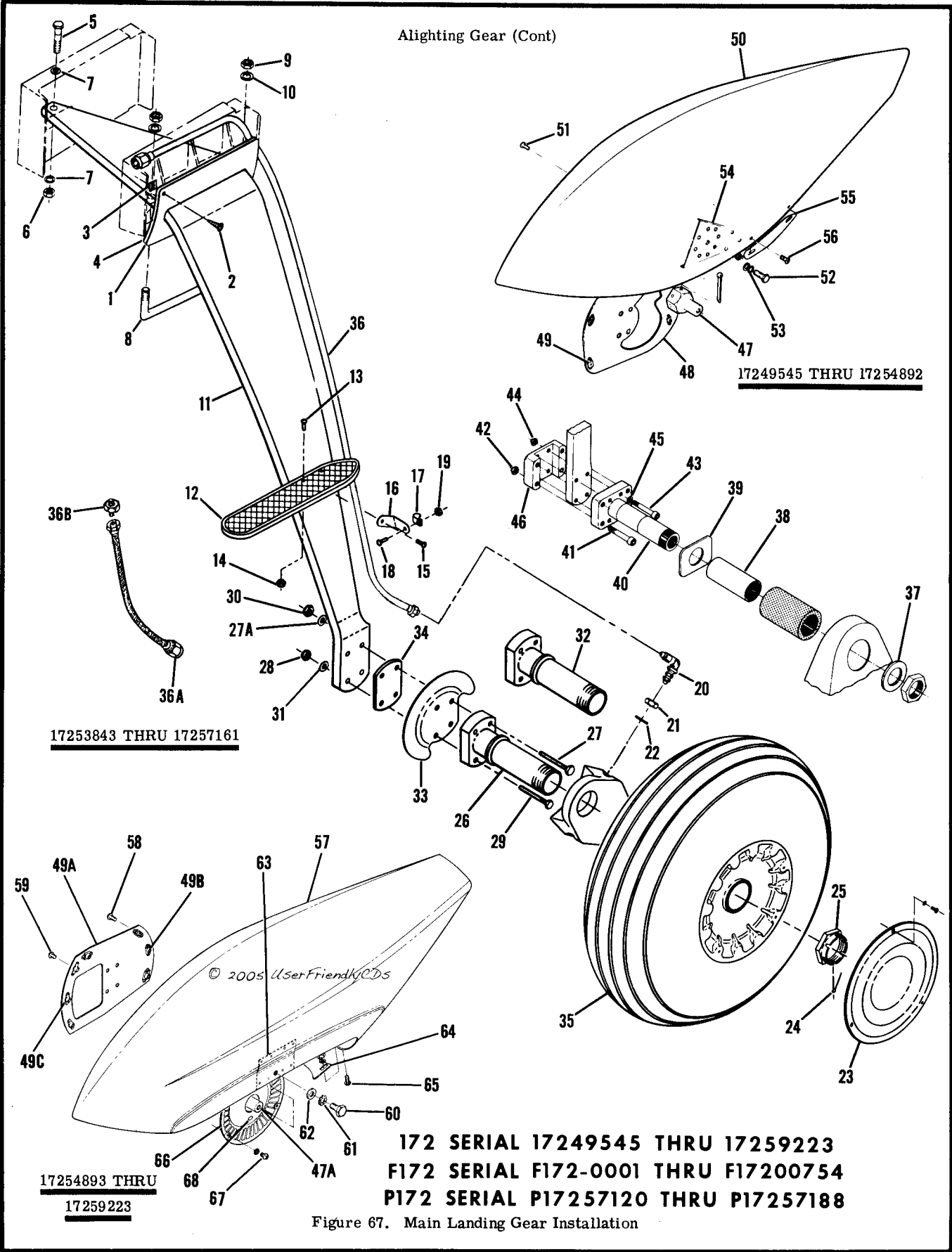
Figure 66. Shimmy Dampener Assembly-Heavy Duty

| FIGURE AND INDEX NO. | PART NUMBER   | DESCRIPTION                                | UNITS PER ASSY | USABLE ON CODE |
|----------------------|---------------|--|----------------|----------------|
| 66 -                 | 0543061-1     | DAMPENER ASSEMBLY-SHIMMY HEAVY DUTY        | 1              |                |
| - 1                  | 1442112-1     | BARREL-SHIMMY DAMPENER                     | 1              |                |
| - 2                  | MS16625-143   | RING-LOCK                                  | 4              |                |
| - 3                  |               | HEAD BEARING FOR SPARES ORDER 1442113-9    | NP             |                |
| - 4                  | 1442113-9 *   | HEAD BEARING                               | 2              |                |
| - 4A                 | AN6227B22     | O RING USE WITH ORIGINAL HEAD BEARING ONLY | 3              |                |
| - 4B                 | MS28775-027 % | PACKING RING USE WITH 1442113-9 ONLY       | 2              |                |
| - 5                  | S1628-027 %   | BACKUP RING USE WITH 1442113-9 ONLY        | 2              |                |
| - 5A                 | AN6227B10     | O RING USE WITH ORIGINAL HEAD BEARING ONLY | 2              |                |
| - 5B                 | MS28775-112 % | PACKING RING USE WITH 1442113-9 ONLY       | 2              |                |
| - 6                  | MS1628-112 %  | BACKUP RING USE WITH 1442113-9 ONLY        | 2              |                |
| - 7                  | MS28782-22    | RETAINER                                   | 1              |                |
| - 8                  | NAS563-11     | BOLT                                       | 1              |                |
| - 9                  | 600-015-100S  | STAT-O-SEAL PKSC                           | 1              |                |
| - 10                 | NAS75-3-008   | BUSHING                                    | 2              |                |
| - 11                 | 0543060-1     | ROD & PISTON ASSEMBLY                      | 1              |                |
| - 12                 | 0543060-2     | ROD  | 1              |                |
| - 13                 | 0543060-3     | PISTON                                     | 1              |                |
| - 13                 | NAS561P4-18   | ATTACHING PARTS<br>PIN                     | 1              |                |

NOTE. \*WHEN REPLACING ORIGINAL BEARING WITH THIS PART ALSO ORDER PARTS MARKED %

This page intentionally left blank.

Aligning Gear (Cont)



17249545 THRU 17254892

17253843 THRU 17257161

17254893 THRU  
17259223

172 SERIAL 17249545 THRU 17259223  
F172 SERIAL F172-0001 THRU F17200754  
P172 SERIAL P17257120 THRU P17257188

Figure 67. Main Landing Gear Installation

| FIGURE AND INDEX NO. | PART NUMBER  | DESCRIPTION   | UNITS PER ASSY                       | USABLE ON CODE   |
|----------------------|--|---|--------------------------------------|------------------|
| 67 -                 |  | <b>1 2 3 4 5 6 7</b>  |                                      |                  |
| - 1                  | 0511071-3<br>0511071-4   | MAIN LANDING GEAR INSTALLATION -----<br>PLATE-LANDING GEAR FILLET LH -----<br>PLATE-LANDING GEAR FILLET RH -----<br>ATTACHING PARTS -----     | NP<br>1<br>1                         | Q                |
| - 2                  | S1021Z8-8  | SCREW -----   | 6                                    |                  |
| - 3                  | NAS395-17-3  | NUT -----   | 6                                    |                  |
|                      |  | ---*---   |                                      |                  |
| - 4                  | 0511072-1  | SEAL-LANDING GEAR FILLET -----<br>MAIN LANDING GEAR ASSEMBLY LH -----<br>MAIN LANDING GEAR ASSEMBLY RH -----<br>ATTACHING PARTS -----         | 2<br>NP<br>NP                        |                  |
| - 5                  | AN6-15A  | BOLT -----  | 1                                    |                  |
| - 6                  | MS21042L6  | NUT -----   | 1                                    |                  |
| - 7                  | AN960D616  | WASHER -----  | 2                                    |                  |
| - 8                  | 0541153  | U BOLT -----  | 1                                    |                  |
| - 9                  | MS20365-720C   | NUT -----   | 1                                    |                  |
| -10                  | AN960D716  | WASHER -----  | 2                                    |                  |
|                      |  | ---*---   |                                      |                  |
| -11                  | 0541164-3<br>0541164-4   | SPRING ASSEMBLY-LANDING GEAR LH -----<br>SPRING ASSEMBLY-LANDING GEAR RH -----  | 1<br>1                               |                  |
|                      | 0541155-1<br>0541155-2   | BRACKET-STEP LH -----<br>BRACKET-STEP RH -----  | 1<br>1                               |                  |
| -12                  | 0541154-1  | STEP -----<br>ATTACHING PARTS -----   | 1                                    |                  |
| -13                  | AN507-1032R10  | SCREW -----   | 1                                    |                  |
| -14                  | NAS696A3   | NUT -----   | 3                                    |                  |
| -15                  | NAS221-9   | SCREW -----   | 2                                    |                  |
|                      |  | ---*---   |                                      |                  |
| -16                  | 0541156-1<br>0541156-2   | STRAP LH -----<br>STRAP RH -----  | 1<br>1                               |                  |
| -17                  | MS21919DG3   | CLAMP -----<br>ATTACHING PARTS -----  | 1                                    |                  |
| -18                  | NAS220-6   | SCREW -----   | 1                                    |                  |
| -19                  | MS21044N08   | NUT -----   | 1                                    |                  |
|                      |  | ---*---   |                                      |                  |
| -20                  | MS20823-4D<br>MS20823-3D   | ELBOW -----<br>ELBOW -----  | 1<br>1                               | N<br>L           |
| -21                  | AN924-4D   | NUT -----   | 1                                    | B                |
| -22                  | MS28778-4  | GASKET -----  | 1                                    | B                |
| -23                  | 1241063-2<br>0741048-1<br>0741048-6  | FAIRING-WHEEL -----<br>COVER-WHEEL -----<br>COVER-WHEEL -----<br>ATTACHING PARTS -----  | 1<br>1<br>1                          | F<br>J<br>K      |
|                      | NAS220-4<br>AN515-8R4<br>AN936-A8  | SCREW -----<br>SCREW -----<br>WASHER -----<br>---*---   | 3<br>3<br>3                          | B<br>C           |
| -24                  | MS24665-351  | COTTER PIN -----  | 1                                    |                  |
| -25                  | S1117-24   | NUT -----   | 1                                    |                  |
| -26                  | 0541124  | AXLE-MAIN LANDING GEAR -----<br>ATTACHING PARTS -----   | 1                                    |                  |
| -27                  | AN5-23A<br>AN5-21A<br>AN5-22A<br>AN5-23A   | BOLT UPPER -----<br>BOLT UPPER -----<br>BOLT UPPER ALTERNATE -----<br>BOLT UPPER ALTERNATE -----  | 2<br>2<br>2<br>2                     | B<br>C<br>B<br>C |
| -27A                 | AN960-516L   | WASHER -----  | AR                                   |                  |
| -28                  | MS21042L5  | NUT -----   | 2                                    |                  |
| -29                  | AN6-23A<br>AN6-22A<br>AN6-24A<br>AN6-23A   | BOLT LOWER -----<br>BOLT LOWER -----<br>BOLT LOWER ALTERNATE -----<br>BOLT LOWER ALTERNATE -----  | 2<br>2<br>2<br>2                     | B<br>C<br>B<br>C |
| -30                  | MS21042L6  | NUT -----   | 2                                    |                  |
| -31                  | AN960-616L   | WASHER -----<br>---*---   | AR                                   | C                |
| -32                  | 0541124-1  | AXLE-HEAVY DUTY -----<br>ATTACHING PARTS -----  | 1                                    |                  |
|                      | NAS146-40<br>NAS146-42<br>MS21042L6<br>NAS145-41<br>NAS145-39<br>MS21042L5<br>MS20002C5<br>MS20002C6 | BOLT -----<br>BOLT ALTERNATE -----<br>NUT -----<br>BOLT -----<br>BOLT ALTERNATE -----<br>NUT -----<br>WASHER -----<br>WASHER -----<br>---*--- | 2<br>2<br>2<br>2<br>2<br>2<br>1<br>1 |                  |

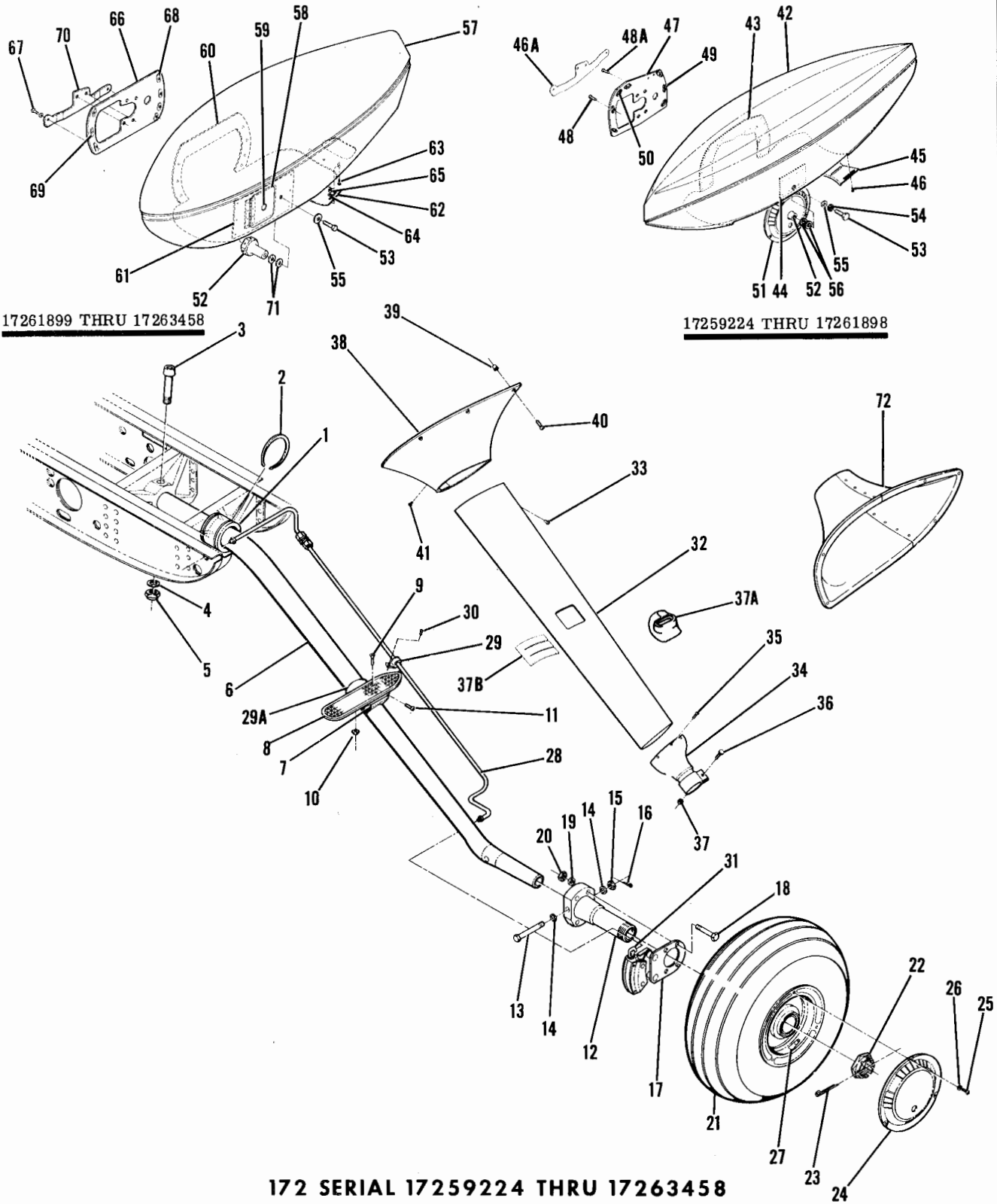
CONTINUED ON NEXT PAGE

| FIGURE AND INDEX NO. | PART NUMBER  | DESCRIPTION  | UNITS PER ASSY | USABLE ON CODE |
|----------------------|--------------|--|----------------|----------------|
|                      |              |  |                |                |
| 67 -33               | 0441141-3    | PLATE-BRAKE DISC COVER LH -----                    | 1              | B              |
|                      | 0441141-4    | PLATE-BRAKE DISC COVER RH -----                    | 1              | B              |
| -34                  |              | SHIM REFER TO SERVICE MANUAL FOR USAGE -----       | AR             |                |
| -35                  | SEE FIG 69   | WHEEL & BRAKE ASSEMBLY-MAIN LANDING GEAR -----     | 1              | B              |
|                      | SEE FIG 70   | WHEEL & BRAKE ASSEMBLY-MAIN LANDING GEAR -----     | 1              | C              |
| -36                  | 0500106-281  | LINE ASSEMBLY-BRAKE LH -----                       | 1              | B              |
|                      | 0500106-379  | LINE ASSEMBLY-BRAKE LH -----                       | 1              | D              |
|                      | 0500118-41   | LINE ASSEMBLY-BRAKE LH -----                       | 1              | E              |
|                      | 0500106-282  | LINE ASSEMBLY-BRAKE RH -----                       | 1              | B              |
|                      | 0500106-380  | LINE ASSEMBLY-BRAKE RH -----                       | 1              | D              |
|                      | 0500118-40   | LINE ASSEMBLY-BRAKE RH -----                       | 1              | E              |
|                      | 0500118-61   | LINE ASSEMBLY-BRAKE LH -----                       | 1              | M              |
|                      | 0500118-62   | LINE ASSEMBLY-BRAKE RH -----                       | 1              | M              |
|                      | 0500118-77   | LINE ASSEMBLY-BRAKE LH -----                       | 1              | P              |
|                      | 0500118-76   | LINE ASSEMBLY-BRAKE RH -----                       | 1              | P              |
| -36A                 | S1167-4-0080 | HOSE ASSEMBLY -----                                | 1              | E              |
|                      | S1167-3-0080 | HOSE ASSEMBLY -----                                | 1              | P              |
| -36B                 | AN815-4D     | UNION -----  | 1              | E              |
|                      | AN815-3D     | UNION -----  | 1              | P              |
|                      | 0741008-5    | AXLE ASSEMBLY-SKI LANDING GEAR -----               | 1              | A              |
| -37                  | 0741008-3    | WASHER -----                                       | 1              |                |
| -38                  | 0741008-4    | BUSHING -----                                      | 1              |                |
| -39                  | 0741008-2    | WASHER -----                                       | 1              |                |
| -40                  | 0741103      | AXLE-SKI LANDING GEAR -----                        | 1              |                |
|                      |              | ATTACHING PARTS                                    |                |                |
| -41                  | NAS146-35    | BOLT -----   | 6              |                |
| -42                  | MS21042L6    | NUT -----  | 6              |                |
| -43                  | NAS145-35    | BOLT -----   | 2              |                |
| -44                  | MS21042L5    | NUT -----  | 2              |                |
| -45                  | MS20002C5    | WASHER -----                                       | 2              |                |
|                      |              | -----*   |                |                |
| -46                  | 0741008-1    | SHOE -----   | 1              |                |
|                      |              | SPEED FAIRING INSTALLATION-MAIN LANDING GEAR ----- | NP             |                |
| -47                  | 0441130-2    | NUT-WHEEL FAIRING SUPPORT -----                    | 2              | F              |
| -47A                 | 0741047-1    | NUT-WHEEL FAIRING SUPPORT -----                    | 2              | G              |
|                      | MS24665-362  | COTTER PIN -----                                   | 2              |                |
| -48                  | 0741610-12   | SUPPORT BRACKET ASSEMBLY-RH -----                  | 1              | B              |
|                      | 1441010-24   | PLATE ASSEMBLY-RH -----                            | 1              | H              |
|                      | 0741610-11   | SUPPORT BRACKET ASSEMBLY-LH -----                  | 1              | B              |
|                      | 1441010-27   | PLATE ASSEMBLY-LH -----                            | 1              | H              |
| -49                  | NAS686A3     | NUTPLATE -----                                     | 7              | B              |
| -49A                 | 0741046-7    | PLATE ASSEMBLY-MOUNTING LH -----                   | 1              | G              |
|                      | 0741046-8    | PLATE ASSEMBLY-MOUNTING RH -----                   | 1              | G              |
| -49B                 | NAS686A3     | NUTPLATE -----                                     | 4              | G              |
| -49C                 | NAS680A3K    | NUTPLATE -----                                     | 3              | G              |
| -50                  | 0741610-5    | FAIRING ASSEMBLY-MAIN LANDING GEAR LH -----        | 1              | B              |
|                      | 0541185-5    | FAIRING ASSEMBLY-MAIN LANDING GEAR LH -----        | 1              | H              |
|                      | 0741610-6    | FAIRING ASSEMBLY-MAIN LANDING GEAR RH -----        | 1              | B              |
|                      | 0541185-6    | FAIRING ASSEMBLY-MAIN LANDING GEAR RH -----        | 1              | H              |
|                      |              | ATTACHING PARTS                                    |                |                |
| -51                  | AN520-10R10  | SCREW -----  | 7              | B              |
|                      | AN520-10R8   | SCREW -----  | 4              | H              |
|                      | AN520-10R5   | SCREW -----  | 3              | H              |
| -52                  | AN6-6A       | BOLT -----   | 1              |                |
| -53                  | AN9368616    | WASHER -----                                       | 1              |                |
|                      | AN960-616L   | WASHER -----                                       | 1              |                |
|                      |              | -----*   |                |                |
| -54                  | 0541180-1    | DOUBLER -----                                      | 1              | B              |
| -55                  | 0741610-13   | SCRAPER -----                                      | 1              |                |
|                      |              | ATTACHING PARTS                                    |                |                |
| -56                  | AN520-10R10  | SCREW -----  | 4              | B              |
|                      | AN520-10R5   | SCREW -----  | 4              | H              |
|                      | MS21044N3    | NUT -----  | 4              |                |
|                      |              | -----*   |                |                |

CONTINUED ON NEXT PAGE

| FIGURE AND INDEX NO. | PART NUMBER  | DESCRIPTION  | UNITS PER ASSY   | USABLE ON CODE   |
|----------------------|--|--|------------------|------------------|
|                      |  | <b>1 2 3 4 5 6 7</b>   |                  |                  |
| 67 -57               | 0741046-201<br>0741046-200<br>0741046-203<br>0741046-202 | FAIRING-MAIN LANDING GEAR LH -----<br>FAIRING-MAIN LANDING GEAR RH -----<br>FAIRING-MAIN LANDING GEAR LH -----<br>FAIRING-MAIN LANDING GEAR RH -----             | 1<br>1<br>1<br>1 | O<br>O<br>L<br>L |
|                      |  | ATTACHING PARTS  |                  |                  |
| -58                  | AN520-10R8   | SCREW -----  | 4                | G                |
| -59                  | AN520-10R5   | SCREW -----  | 3                | G                |
| -60                  | AN6-6A   | BOLT -----   | 1                | G                |
| -61                  | AN936B616  | WASHER -----   | 1                | G                |
| -62                  | AN960-616L   | WASHER -----   | 1                | G                |
|                      |  | *-----   |                  |                  |
| -63                  | 0741046-11   | DOUBLER -----  | 1                | G                |
| -64                  | 0741046-14   | SCRAPER-FAIRING -----<br>ATTACHING PARTS   | 1                | G                |
|                      |  | ATTACHING PARTS  |                  |                  |
| -65                  | AN520-10R10<br>AN960-10<br>MS21044N3                     | SCREW -----<br>WASHER -----<br>NUT -----   | 3<br>3<br>3      | G<br>G<br>G      |
|                      |  | *-----   |                  |                  |
| -66                  | 0741048-2<br>0741048-7                                   | CAP-WHEEL -----<br>CAP-WHEEL -----   | 2<br>2           | O<br>L           |
|                      |  | ATTACHING PARTS  |                  |                  |
| -67                  | AN515-8R4<br>AN936A8                                     | SCREW -----<br>WASHER -----  | 3<br>3           | G<br>G           |
|                      |  | *-----   |                  |                  |
| -68                  | 6241M<br>3680C   | EXTENSION-VALVE DL -----<br>EXTENSION-VALVE ALTERNATE SV -----   | 2<br>2           | G<br>G           |
|                      |  | *-----   |                  |                  |
|                      |  | A---172 SERIAL 17249545 THRU 17250572<br>P172 SERIAL P17257120 THRU P17257188<br>F172 SERIAL F172-0001 THRU F172-0018<br>FP172 SERIAL FP172-0001 THRU FP172-0003 |                  |                  |
|                      |  | B---172 SERIAL 17249545 THRU 17251822<br>F172 SERIAL F172-0019 THRU F172-0085<br>P172 SERIAL P17257120 THRU P17257188<br>FP172 SERIAL FP172-0001 THRU FP172-0003 |                  |                  |
|                      |  | C---172 SERIAL 17251823 THRU 17259223<br>F172 SERIAL F172-0086 THRU F17200754  |                  |                  |
|                      |  | D---172 SERIAL 17251823 THRU 17253842<br>F172 SERIAL F172-0086 THRU F172-0303  |                  |                  |
|                      |  | E---172 SERIAL 17253843 THRU 17256512<br>F172 SERIAL F172-0304 THRU F172-0559  |                  |                  |
|                      |  | F---172 SERIAL 17249545 THRU 17254892<br>F172 SERIAL F172-0001 THRU F172-0319<br>P172 SERIAL P17257120 THRU P17257188<br>FP172 SERIAL FP172-0001 THRU FP172-0003 |                  |                  |
|                      |  | G---172 SERIAL 17254893 THRU 17259223<br>F172 SERIAL F172-0320 THRU F17200754  |                  |                  |
|                      |  | H---172 SERIAL 17251823 THRU 17254892<br>F172 SERIAL F172-0086 THRU F172-0319  |                  |                  |
|                      |  | J---172 SERIAL 17254893 THRU 17256512<br>F172 SERIAL F172-0320 THRU F172-0431,<br>F172-0436 THRU F172-0442,<br>F172-0444 THRU F172-0446                          |                  |                  |
|                      |  | K---172 SERIAL 17256513 THRU 17259223<br>F172 SERIAL F172-0432 THRU F172-0435,<br>F172-0443, F172-0447 THRU<br>F17200754.  |                  |                  |
|                      |  | L---172 SERIAL 17256513 THRU 17259223  |                  |                  |
|                      |  | M---172 SERIAL 17256513 THRU 17257161  |                  |                  |
|                      |  | N---172 SERIAL 17249545 THRU 17256512<br>F172 SERIAL F172-0001 THRU F17200754  |                  |                  |
|                      |  | O---172 SERIAL 17254893 THRU 17256512<br>F172 SERIAL F172-0001 THRU F17200754  |                  |                  |
|                      |  | P---172 SERIAL 17257162 THRU 17259223<br>F172 SERIAL F172-0560 THRU F17200754  |                  |                  |
|                      |  | Q---172 SERIAL 17249545 THRU 17259223<br>F172 SERIAL F172-0001 THRU F17200754<br>P172 SERIAL P17257120 THRU P17257188<br>FP172 SERIAL FP172-0001 THRU FP172-0003 |                  |                  |

Aligning Gear (Cont)



17261899 THRU 17263458

17259224 THRU 17261898

172 SERIAL 17259224 THRU 17263458  
 F172 SERIAL F17200755 THRU F17201234

Figure 68. Main Landing Gear Installation



| FIGURE AND INDEX NO. | PART NUMBER     | DESCRIPTION   | UNITS PER ASSY | USABLE ON CODE |
|----------------------|-----------------|---|----------------|----------------|
|                      |                 | <b>1 2 3 4 5 6 7</b>                                      |                |                |
| 68 -                 |                 | MAIN LANDING GEAR INSTALLATION -----                      | NP             | A              |
| - 1                  | 0541202-4       | BUSHING -----   | 1              |                |
| - 2                  | MS16624-1262    | RETAINER -----  | 2              |                |
| - 3                  | S2138-1         | BOLT -----  | 1              |                |
| - 4                  | S1450-10-15-063 | WASHER -----  | AR             |                |
| - 5                  | MS20365-1018C   | NUT -----   | 1              |                |
|                      |                 | MAIN LANDING GEAR ASSEMBLY LH -----                       | 1              |                |
|                      |                 | MAIN LANDING GEAR ASSEMBLY RH -----                       | 1              |                |
| - 6                  | 0541198-5       | SPRING ASSEMBLY-MAIN LANDING GEAR LH WEU 0541198-9 -----  | 1              | C              |
|                      | 0541198-9       | SPRING ASSEMBLY-MAIN LANDING GEAR LH -----                | 1              | D              |
|                      | 0541198-6       | SPRING ASSEMBLY-MAIN LANDING GEAR RH WEU 0541198-10 ----- | 1              | C              |
|                      | 0541198-10      | SPRING ASSEMBLY-MAIN LANDING GEAR RH -----                | 1              | D              |
| - 7                  | 0541197-1       | BRACKET ASSEMBLY-STEP LH WEU 0541212-1 -----              | 1              | C              |
|                      | 0541212-1       | BRACKET ASSEMBLY-STEP LH -----                            | 1              | D              |
|                      | 0541197-2       | BRACKET ASSEMBLY-STEP RH WEU 0541212-2 -----              | 1              | C              |
|                      | 0541212-2       | BRACKET ASSEMBLY-STEP RH -----                            | 1              | D              |
| - 8                  | 0541211-1       | STEP -----  | 1              |                |
|                      |                 | ATTACHING PARTS   |                |                |
| - 9                  | AN507-1032R10   | SCREW -----   | 1              |                |
| -10                  | MS21044N3       | NUT -----   | 1              |                |
| -11                  | NAS221-9        | SCREW -----   | 2              |                |
|                      | MS21044N3       | NUT -----   | 2              |                |
|                      |                 | ---*---   |                |                |
| -12                  | 0541199-1       | AXLE-MAIN LANDING GEAR -----                              | 1              |                |
|                      |                 | ATTACHING PARTS   |                |                |
| -13                  | NAS464P7LA44    | BOLT -----  | 1              |                |
| -14                  | AN960-716       | WASHER -----  | 2              |                |
| -15                  | MS20364-720C    | NUT -----   | 1              |                |
| -16                  | MS24665-317     | PIN-COTTER -----  | 1              | B              |
|                      |                 | ---*---   |                |                |
| -17                  | SEE FIG 70      | BRAKE ASSEMBLY -----                                      | 1              |                |
|                      |                 | ATTACHING PARTS   |                |                |
| -18                  | AN5-13A         | BOLT -----  | 4              |                |
|                      | AN5-14A         | BOLT WHEN USED WITH FAIRINGS -----                        | 4              |                |
| -19                  | AN960-516L      | WASHER -----  | 4              |                |
| -20                  | MS21042L5       | NUT -----   | 4              |                |
|                      |                 | ---*---   |                |                |
| -21                  | SEE FIG 70      | WHEEL ASSEMBLY-MAIN LANDING GEAR -----                    | 1              |                |
| -22                  | S1117-24        | NUT -----   | 1              |                |
| -23                  | MS24665-351     | PIN-COTTER -----  | 1              |                |
| -24                  | 0741048-8       | WHEEL CAP -----   | 1              |                |
|                      |                 | ATTACHING PARTS   |                |                |
| -25                  | AN515-8R4       | SCREW -----   | 3              |                |
|                      | S2191-8-4       | SCREW USED WITH MCCAULEY WHEELS -----                     | 3              |                |
| -26                  | AN936A8         | WASHER -----  | 3              |                |
|                      |                 | ---*---   |                |                |
| -27                  | 6241M           | VALVE-EXTENSION DL -----                                  | 1              |                |
|                      | 3680C           | VALVE-EXTENSION SV ALTERNATE -----                        | 1              |                |
| -28                  | 0500118-126     | LINE ASSEMBLY-BRAKE LH -----                              | 1              |                |
|                      | 0500118-127     | LINE ASSEMBLY-BRAKE RH -----                              | 1              |                |
|                      |                 | ATTACHING PARTS   |                |                |
| -29                  | MS21919DG3      | CLAMP -----   | 1              |                |
| -29A                 | S1486D26L       | CLAMP -----   | 1              |                |
| -30                  | S1021Z10-8      | SCREW -----   | 1              |                |
|                      |                 | ---*---   |                |                |
| -31                  | MS20822-30      | ELBOW -----   | 1              |                |
| -32                  | 0541193-7       | FAIRING ASSEMBLY-MAIN LANDING GEAR LH -----               | 1              |                |
|                      | 0541193-8       | FAIRING ASSEMBLY-MAIN LANDING GEAR RH -----               | 1              |                |
|                      |                 | ATTACHING PARTS   |                |                |
| -33                  | AN515-8R6       | SCREW -----   | 9              |                |
|                      |                 | ---*---   |                |                |
|                      | NAS680A08       | NUTPLATE -----  | 7              |                |
|                      | NAS696A08       | NUTPLATE -----  | 2              |                |
|                      | NAS696A06L      | NUTPLATE -----  | 3              |                |
| -34                  | 0541191-1       | COVER PLATE ASSEMBLY-MAIN LANDING GEAR LH -----           | 1              |                |
|                      | 0541191-2       | COVER PLATE ASSEMBLY-MAIN LANDING GEAR RH -----           | 1              |                |
|                      |                 | ATTACHING PARTS   |                |                |
| -35                  | AN515-6R6       | SCREW -----   | 3              |                |
| -36                  | AN3-4           | BOLT -----  | 1              |                |
| -37                  | MS21044N3       | NUT -----   | 1              |                |
|                      |                 | ---*---   |                |                |
| -37A                 | 0541213-1       | FAIRING-STEP LH -----                                     | 1              | E              |
|                      | 0541213-2       | FAIRING-STEP RH -----                                     | 1              | E              |
| -37B                 | 0541226-1       | COVER-STEP BRACKET -----                                  | 2              | G              |

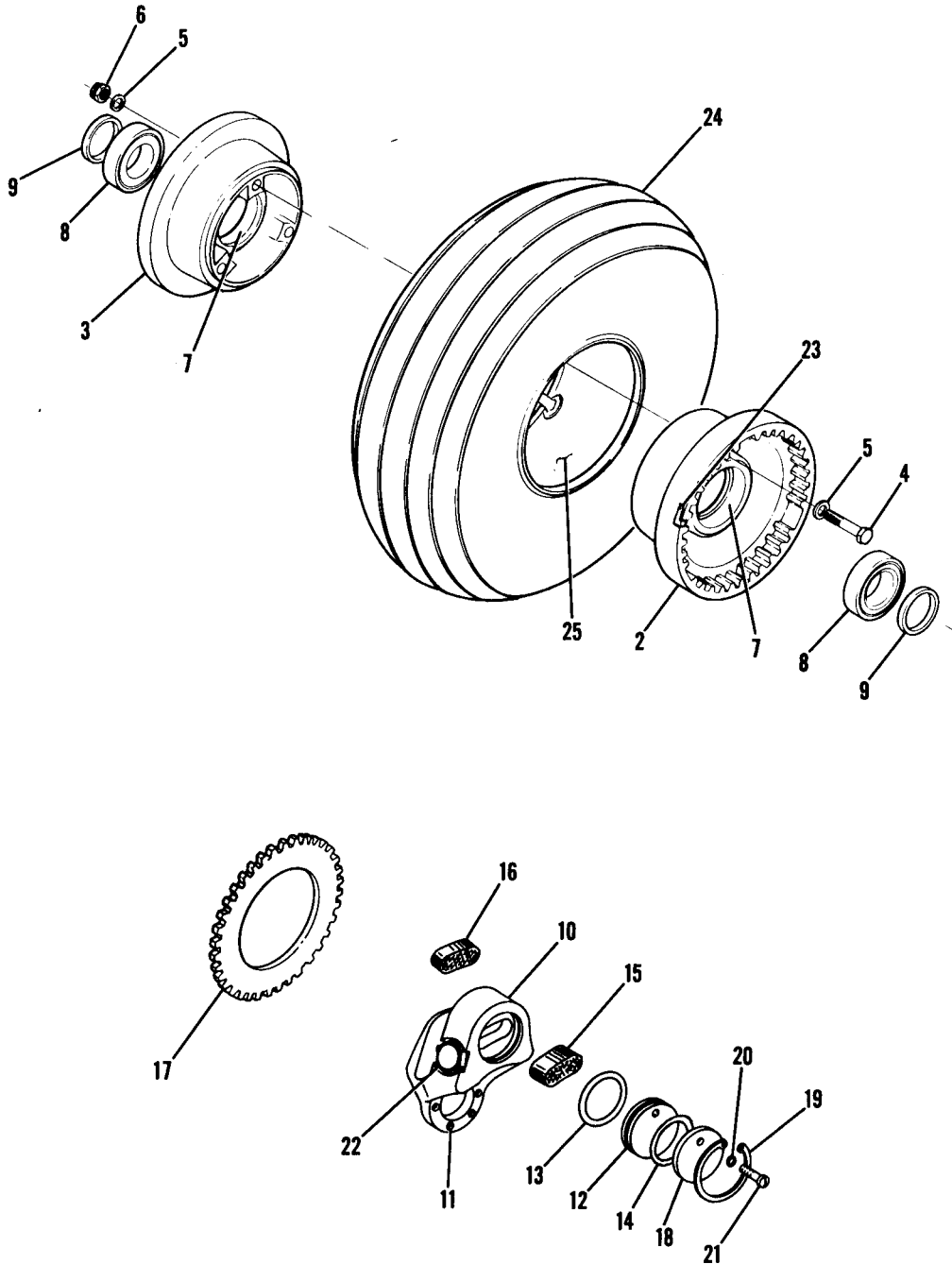
CONTINUED ON NEXT PAGE

| FIGURE AND INDEX NO. | PART NUMBER   | DESCRIPTION  | UNITS PER ASSY | USABLE ON CODE |
|----------------------|---------------|--|----------------|----------------|
|                      |               |  |                |                |
| 68 -38               | 1741005-239   | FAIRING ASSY-MAIN LANDING GEAR LH VESTAL WHITE -----                     | 1              |                |
|                      | 1741005-247   | FAIRING ASSY-MAIN LANDING GEAR LH PAINT TO MATCH -----<br>AIRCRAFT COLOR | 1              |                |
|                      | 1741005-240   | FAIRING ASSY-MAIN LANDING GEAR RH VESTAL WHITE -----                     | 1              |                |
|                      | 1741005-248   | FAIRING ASSY-MAIN LANDING GEAR RH PAINT TO MATCH -----<br>AIRCRAFT COLOR | 1              |                |
|                      |               | ATTACHING PARTS  |                |                |
| -39                  | S1613-3-75    | NUT -----  | 5              |                |
| -40                  | AN520-10R12   | SCREW -----  | 5              |                |
| -41                  | AN515-6R6     | SCREW -----  | 3              |                |
|                      |               | ---*---  |                |                |
| -42                  | 0541203-1     | FAIRING ASSEMBLY-WHEEL MAIN LANDING GEAR LH -----                        | 1              | F              |
|                      | 0541203-2     | FAIRING ASSEMBLY-WHEEL MAIN LANDING GEAR RH -----                        | 1              | F              |
| -43                  | 0541206-1     | DOUBLER-WHEEL FAIRING -----  | 1              |                |
| -44                  | 0541207-1     | DOUBLER-WHEEL FAIRING -----  | 1              |                |
| -45                  | 0541205-1     | SCRAPER-WHEEL FAIRING -----  | 1              |                |
|                      |               | ATTACHING PARTS  |                |                |
| -46                  | AN520-10R16   | SCREW -----  | 3              |                |
|                      | AN960-10      | WASHER -----   | 3              |                |
|                      | MS21044N3     | NUT -----  | 3              |                |
|                      |               | ---*---  |                |                |
| -46A                 | 0541210-1     | STIFFENER-MAIN GEAR FAIRING-LH -----                                     | 1              | F              |
|                      | 0541210-2     | STIFFENER-MAIN GEAR FAIRING-RH -----                                     | 1              | F              |
| -47                  | 0541188-1     | MOUNTING PLATE ASSEMBLY-LH -----   | 1              | F              |
|                      | 0541188-2     | MOUNTING PLATE ASSEMBLY-RH -----   | 1              | F              |
|                      |               | ATTACHING PARTS  |                |                |
| -48                  | AN520-10R10   | SCREW -----  | 3              |                |
|                      | AN525-10R12   | SCREW -----  | 4              |                |
|                      | S1450-309-302 | WASHER -----   | 7              |                |
|                      |               | ---*---  |                |                |
| -49                  | NAS686A3      | NUTPLATE -----   | 4              |                |
| -50                  | NAS680A3K     | NUTPLATE -----   | 3              |                |
| -51                  | 0741048-7     | WHEEL CAP USE WITH FAIRING ONLY -----                                    | 2              | F              |
| -52                  | 0741047-2     | NUT USE WITH FAIRING ONLY -----  | 2              |                |
|                      | MS24665-362   | PIN-COTTER -----   | 2              |                |
| -53                  | AN6-6A        | BOLT -----   | 2              |                |
| -54                  | AN9368616     | WASHER -----   | 2              | F              |
| -55                  | AN960-616L    | WASHER -----   | 2              |                |
| -56                  | AN960-616     | WASHER -----   | AR             |                |
| -57                  | 0541223-17    | FAIRING ASSY-WHEEL MAIN LANDING GEAR LH -----                            | 1              | G              |
|                      | 0541223-16    | FAIRING ASSY-WHEEL MAIN LANDING GEAR RH -----                            | 1              | G              |
| -58                  | 0541223-13    | DOOR ASSY-FAIRING ACCESS -----   | 1              |                |
| -59                  | KM610-64      | LATCH-DOOR CLC -----   | 1              |                |
| -60                  | 0541219-1     | DOUBLER-LH FAIRING -----   | 1              |                |
|                      | 0541219-2     | DOUBLER-RH FAIRING -----   | 1              |                |
| -61                  | 0541222-1     | DOUBLER-FAIRING -----  | 1              |                |
| -62                  | 0541221-1     | SCRAPER-FAIRING -----  | 2              |                |
|                      |               | ATTACHING PARTS  |                |                |
| -63                  | AN520-10R12   | SCREW -----  | 3              |                |
| -64                  | AN960-10      | WASHER -----   | 6              |                |
| -65                  | MS21044N3     | NUT -----  | 3              |                |
|                      |               | ---*---  |                |                |
| -66                  | NAS680A08     | NUTPLATE -----   | 6              |                |
|                      | 0541220-1     | PLATE ASSY-LH MOUNTING -----   | 1              | G              |
|                      | 0541220-2     | PLATE ASSY-RH MOUNTING -----   | 1              | G              |
|                      |               | ATTACHING PARTS  |                |                |
| -67                  | AN525-10R10   | SCREW -----  | 7              |                |
|                      | S1450-309-032 | WASHER -----   | 7              |                |
|                      |               | ---*---  |                |                |
| -68                  | NAS686A3      | NUTPLATE -----   | 4              |                |
| -69                  | NAS680A3K     | NUTPLATE -----   | 3              |                |
| -70                  | 0541218-1     | STIFFENER-LH FAIRING -----   | 1              | G              |
|                      | 0541218-2     | STIFFENER-RH FAIRING -----   | 1              | G              |
| -71                  | AN960-616     | WASHER -----   | AR             | G              |

CONTINUED ON NEXT PAGE

| FIGURE AND INDEX NO. | PART NUMBER   | DESCRIPTION   | UNITS PER ASSY | USABLE ON CODE |
|----------------------|---|---|----------------|----------------|
| 68 -72               | 0541224-1   | FAIRING-BRAKE LH -----  | 1              | G              |
|                      | 0541224-2   | FAIRING-BRAKE RH -----  | 1              | G              |
|                      | AN525-832R10  | ATTACHING PARTS   |                |                |
|                      | S1021Z6-6   | SCREW -----   | 6              |                |
|                      |   | SCREW -----   | 4              |                |
|                      |   | ---*---   |                |                |
|                      |   | A---172 SERIAL 17259224 THRU 17263458<br>F172 SERIAL F17200755 THRU F17201234 |                |                |
|                      |   | B---172 SERIAL 17259224 THRU 17259684<br>F172 SERIAL F17200755 THRU F17200804 |                |                |
|                      |   | C---172 SERIAL 17259224 THRU 17260554<br>F172 SERIAL F17200755 THRU F17200879 |                |                |
|                      |   | D---172 SERIAL 17260555 THRU 17263458<br>F172 SERIAL F17200880 THRU F17201234 |                |                |
|                      | E---172 SERIAL 17260759 THRU 17261898<br>F172 SERIAL F17200905 THRU F17201034 |   |                |                |
|                      | F---172 SERIAL 17259224 THRU 17261898<br>F172 SERIAL F17200755 THRU F17201034 |   |                |                |
|                      | G---172 SERIAL 17261899 THRU 17263458<br>F172 SERIAL F17201035 THRU F17201234 |   |                |                |

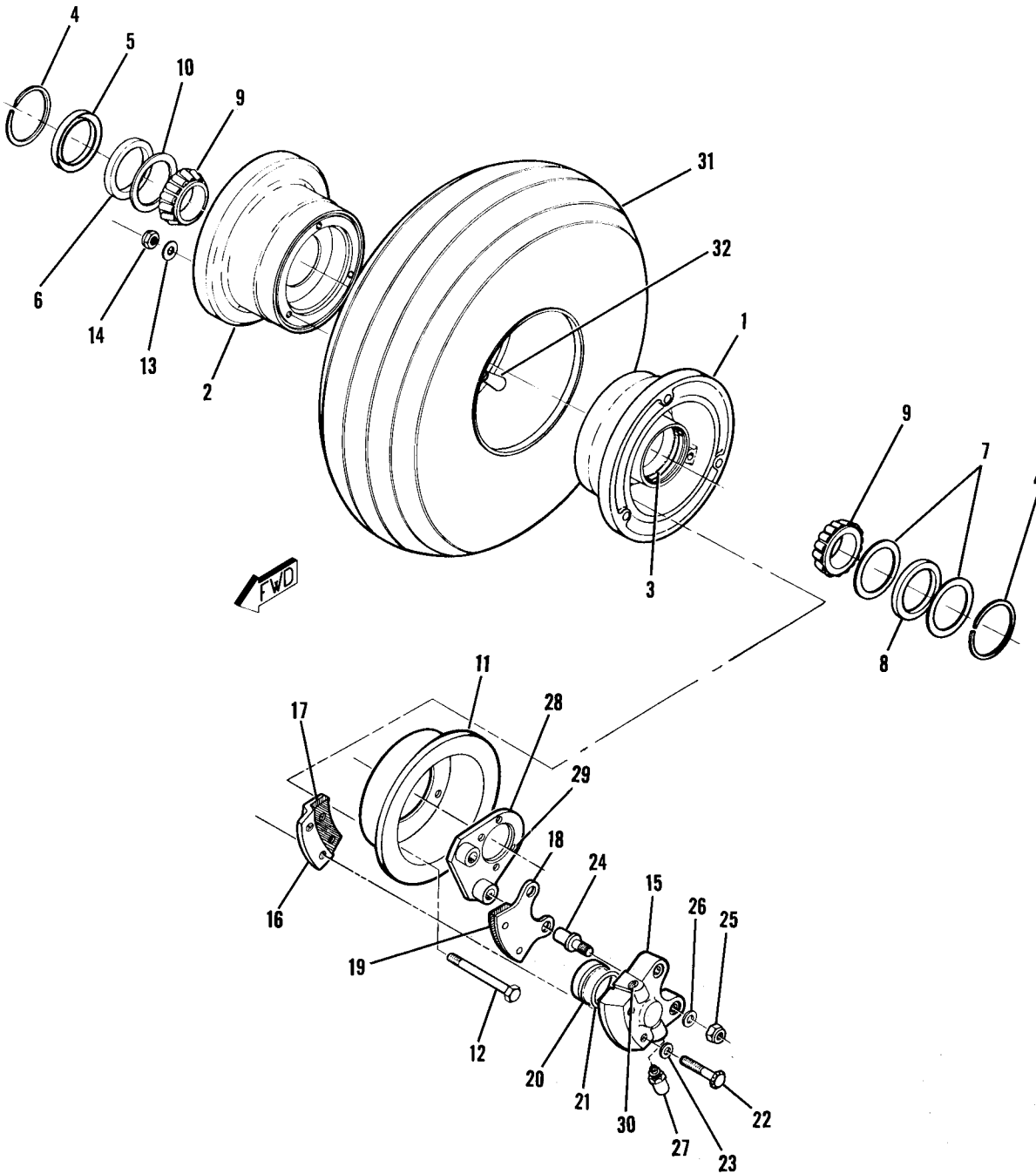
Alighting Gear (Cont)



**172 SERIAL 17249545 THRU 17251822**  
**F172 SERIAL - SEE CODE C**  
**P172 SERIAL P17257120 THRU P17257188**  
Figure 69. Main Landing Gear Wheel & Brake Assembly

| FIGURE AND INDEX NO. | PART NUMBER  | DESCRIPTION   | UNITS PER ASSY | USABLE ON CODE |
|----------------------|--------------|---|----------------|----------------|
| 69 -                 |              | 1 2 3 4 5 6 7<br>WHEEL & BRAKE ASSEMBLY-MAIN LANDING GEAR -----   | NP             | C              |
| - 1                  | 0541183-9    | WHEEL ASSEMBLY-MAIN LANDING GEAR GY 9532522 -----   | 1              |                |
| - 2                  | 9524201      | DELETED, NEVER USED -----   |                |                |
| - 3                  | 9524318      | WHEEL SUBASSEMBLY-INBOARD HALF GY -----   | 1              |                |
|                      |              | WHEEL SUBASSEMBLY-OUTBOARD HALF GY -----  | 1              |                |
|                      |              | ATTACHING PARTS -----   |                |                |
| - 4                  | AN4-13A      | BOLT -----  | 3              |                |
| - 5                  | AN960-416    | WASHER -----  | 6              |                |
| - 6                  | FH428        | NUT SPS -----   | 3              |                |
|                      |              | -----*  |                |                |
| - 7                  | 13830        | CUP-BEARING TI -----  | 1              |                |
|                      | 9524491      | CLIP-VALVE -----  | 1              |                |
|                      |              | ATTACHING PARTS -----   |                |                |
|                      | AN504-8R8    | SCREW -----   | 1              |                |
|                      |              | -----*  |                |                |
| - 8                  | 13889        | CONE-BEARING TI -----   | 2              |                |
| - 9                  | 9524218      | SEAL-BEARING GY -----   | 2              |                |
|                      | 0541161-3    | BRAKE ASSEMBLY-GY9541936 WHEN EXHAUSTED USE 0541161-2 -----   | 1              | A              |
|                      | 0541161-2    | BRAKE ASSEMBLY GY9532181 -----  | 1              | B              |
| -10                  | 9541458      | HOUSING-BRAKE GY -----  | 1              |                |
| -11                  | 9521184      | BUSHING GY -----  | 1              |                |
| -12                  | 9524223      | PISTON GY -----   | 1              |                |
| -13                  | AN6230B2     | O RING -----  | 1              |                |
| -14                  | AN6230B3     | O RING -----  | 1              |                |
| -15                  | 9525412      | LINING-BRAKE GY -----   | 1              | A              |
|                      | 9511269      | LINING-BRAKE GY -----   | 1              | B              |
| -16                  | 9525413      | LINING-BRAKE GY -----   | 1              | A              |
|                      | 9511271      | LINING BRAKE GY -----   | 1              | B              |
| -17                  | 9532277      | DISC-BRAKE GY -----   | 1              |                |
| -18                  | 9524343      | CYLINDER HEAD GY -----  | 1              |                |
|                      |              | ATTACHING PARTS -----   |                |                |
| -19                  | MS16625-212  | SNAP RING -----   | 1              |                |
|                      |              | -----*  |                |                |
| -20                  | 511846-4     | SEAL-BLEEDER GY -----   | 1              |                |
| -21                  | AN502-10-6   | SCREW-BLEEDER -----   | 1              |                |
| -22                  | 9520448      | PLUG-DRAIN GY -----   | 1              |                |
|                      | MS28778-4    | GASKET-DRAIN -----  | 1              |                |
| -23                  | 95-00184     | CLIP KIT-BRAKE DISC GY -----  | 1              |                |
| -24                  | C262003-0101 | TIRE 6.00 X 6 4 PLY -----   | 1              |                |
| -25                  | C262023-0102 | TUBE -----  | 1              |                |
|                      |              | <br>A---172 SERIAL 17249545 THRU 17250533<br>P172 SERIAL P17257120 THRU P17257188<br>F172 SERIAL F172-0001 THRU F172-0018<br>FP172 SERIAL FP172-0001 THRU FP172-0003<br>B---172 SERIAL 17250534 THRU 17251822<br>F172 SERIAL F172-0019 THRU F172-0095,-0103,<br>-0105,-0110 AND -0112<br>C---172 SERIAL 17249545 THRU 17251822<br>F172 SERIAL F172-0019 THRU F172-0095,-0103,<br>-0105,-0110 AND -0112<br>P172 SERIAL P17257120 THRU P17257188<br>FP172 SERIAL FP172-0001 THRU FP172-0003 |                |                |

Alighting Gear (Cont)



172 SERIAL 17251823 THRU 17263458

F172 SERIAL - SEE CODE A

Figure 70. Main Landing Gear Wheel & Brake Assembly

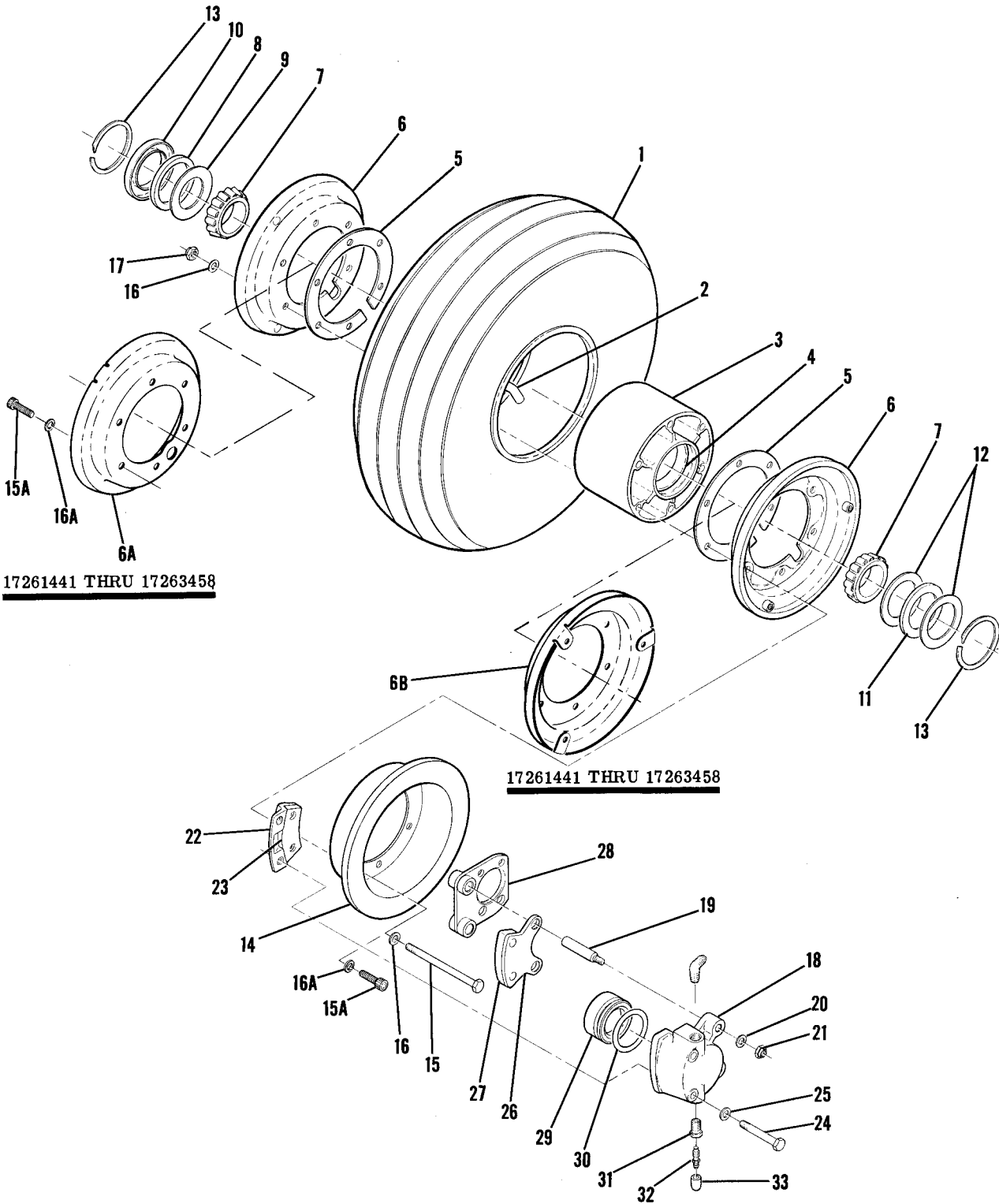
| FIGURE AND INDEX NO.   | PART NUMBER     | DESCRIPTION                                    |   |   |   |   |   |   | UNITS PER ASSY | USABLE ON CODE |
|--|-----------------|--|---|---|---|---|---|---|----------------|----------------|
|  |                 | 1  | 2 | 3 | 4 | 5 | 6 | 7 |                |                |
| 70 -   |                 | WHEEL & BRAKE ASSEMBLY-MAIN LANDING GEAR ----- |   |   |   |   |   |   | NP             | A              |
|  | C163001-0103    | WHEEL ASSEMBLY-MAIN GEAR CFP40-97A -----       |   |   |   |   |   |   | 1              | G              |
|  | C163001-0104    | WHEEL ASSEMBLY-MAIN GEAR CFP 40-113 -----      |   |   |   |   |   |   | 1              | F              |
| - 1  | 161-30          | WHEEL HALF ASSEMBLY-MALE CFP -----             |   |   |   |   |   |   | 1              | G              |
|  | 161-04900       | WHEEL HALF ASSEMBLY-MALE CFP -----             |   |   |   |   |   |   | 1              | F              |
| - 2  | 162-27          | WHEEL HALF ASSEMBLY-FEMALE CFP -----           |   |   |   |   |   |   | 1              | G              |
|  | 162-04700       | WHEEL HALF ASSEMBLY-FEMALE CFP -----           |   |   |   |   |   |   | 1              | F              |
| - 3  | 13836           | CUP-BEARING -----                              |   |   |   |   |   |   | 1              |                |
| - 4  | 3023            | SNAP RING CFP -----                            |   |   |   |   |   |   | 1              |                |
| - 5  | 153-15          | RING-GREASE SEAL CFP -----                     |   |   |   |   |   |   | 1              |                |
| - 6  | 154-13          | FELT-GREASE SEAL CFP -----                     |   |   |   |   |   |   | 1              |                |
| - 7  | 3022            | RING-GREASE SEAL CFP -----                     |   |   |   |   |   |   | 2              |                |
| - 8  | 3021            | FELT-GREASE SEAL CFP -----                     |   |   |   |   |   |   | 1              |                |
| - 9  | 13889           | CONE-BEARING CFP -----                         |   |   |   |   |   |   | 2              |                |
| -10  | A39070          | RING-GREASE SEAL CFP -----                     |   |   |   |   |   |   | 1              |                |
| -11  | 164-26A         | DISC ASSEMBLY-BRAKE CFP -----                  |   |   |   |   |   |   | 1              | G              |
|  | 164-40          | DISC ASSEMBLY-BRAKE CFP -----                  |   |   |   |   |   |   | 1              | F              |
| -12  | AN5-35A         | BOLT -----                                     |   |   |   |   |   |   | 3              | G              |
|  | AN4-36A         | BOLT -----                                     |   |   |   |   |   |   | 3              | F              |
| -13  | AN960-516       | WASHER -----                                   |   |   |   |   |   |   | 3              | G              |
|  | AN960-416       | WASHER -----                                   |   |   |   |   |   |   | 3              | F              |
| -14  | MS21042L5       | NUT -----                                      |   |   |   |   |   |   | 3              | G              |
|  | AN365-428       | NUT -----                                      |   |   |   |   |   |   | 3              | F              |
|  | C163030-0103 ** | BRAKE ASSEMBLY INCLUDES NIPPLE CFP30-63 -----  |   |   |   |   |   |   | 1              | D              |
|  | C163030-0105 ** | BRAKE ASSEMBLY INCLUDES ELBOW CFP30-36 -----   |   |   |   |   |   |   | 1              | D              |
|  | C163030-0107 ** | BRAKE ASSEMBLY -----                           |   |   |   |   |   |   | 1              | E              |
|  | C163030-0111 ** | BRAKE ASSEMBLY -----                           |   |   |   |   |   |   | 1              | F              |
|  | 91-22           | CYLINDER ASSEMBLY CFP -----                    |   |   |   |   |   |   | 1              | G              |
|  | 091-04400       | CYLINDER ASSEMBLY CFP -----                    |   |   |   |   |   |   | 1              | F              |
| -15  | 61-19           | CYLINDER CFP -----                             |   |   |   |   |   |   | 1              | G              |
|  | 061-03700       | CYLINDER CFP -----                             |   |   |   |   |   |   | 1              | F              |
| -16  | 74-10           | BACK PLATE ASSEMBLY CFP -----                  |   |   |   |   |   |   | 1              |                |
| -17  | 66-30           | LINING -----                                   |   |   |   |   |   |   | 1              |                |
| -18  | 73-11           | PRESSURE PLATE ASSEMBLY CFP -----              |   |   |   |   |   |   | 1              |                |
| -19  | 66-30           | LINING CFP -----                               |   |   |   |   |   |   | 1              |                |
| -20  | 92-17           | PISTON ASSEMBLY CFP -----                      |   |   |   |   |   |   | 1              |                |
| -21  | AN6230B2        | O RING -----                                   |   |   |   |   |   |   | 1              |                |
| -22  | LP4-17AM        | BOLT CFP -----                                 |   |   |   |   |   |   | 2              |                |
| -23  | AN960-416L      | WASHER -----                                   |   |   |   |   |   |   | 2              |                |
| -24  | 69-4            | BOLT-ANCHOR CFP -----                          |   |   |   |   |   |   | 2              |                |
| -25  | MS21042L4       | NUT -----                                      |   |   |   |   |   |   | 2              |                |
| -26  | AN960-416L      | WASHER -----                                   |   |   |   |   |   |   | 2              |                |
| -27  | FC6446          | SCREW-BLEEDER CFP -----                        |   |   |   |   |   |   | 1              |                |
|  | 183-1           | CAP-BLEEDER SCREW CFP -----                    |   |   |   |   |   |   | 1              |                |
|  | 37-206          | SEAT-BLEEDER SCREW CFP -----                   |   |   |   |   |   |   | 1              |                |
| -28  | 75-31           | TORQUE PLATE ASSEMBLY CFP -----                |   |   |   |   |   |   | 1              | B              |
|  | 75-37           | TORQUE PLATE ASSY CFP -----                    |   |   |   |   |   |   | 1              | G              |
|  | 075-06700       | TORQUE PLATE ASSEMBLY CFP -----                |   |   |   |   |   |   | 1              | F              |
| -29  | 145-10          | BUSHING-TORQUE PLATE CFP -----                 |   |   |   |   |   |   | 2              |                |
| -30  | MS20823-4D      | ELBOW USED ON C163030-0105 ASSY -----          |   |   |   |   |   |   | 1              | D              |
|  | AN816-4D        | NIPPLE USED ON C163030-0103 ASSY -----         |   |   |   |   |   |   | 1              | D              |
| -31  | C262003-0101    | TIRE-6.00X6 4 PR -----                         |   |   |   |   |   |   | 1              |                |
|  | C262001-0101    | TIRE-WHITE WALL 6.00X6 4 PLY RATED -----       |   |   |   |   |   |   | 1              | H              |
|  | C262001-0201    | WEU C262001-0201 -----                         |   |   |   |   |   |   | 1              |                |
| -32  | C262023-0102    | TIRE-WHITE WALL 6.00X6 6 PLY RATED -----       |   |   |   |   |   |   | 1              | J              |
|  |                 | TUBE-6.00X6 -----                              |   |   |   |   |   |   | 1              |                |
| <p>NOTE. *WHEN INITIALLY ORDERING C163030-0103, C163030-0105 OR C163030-0107 FOR AIRPLANES DESCRIBED IN CODE B ALSO ORDER 164-26 BRAKE DISC.</p> <p>NOTE. **BRAKE ASSEMBLIES DESCRIBED ARE NORMALLY LH, REVERSE FITTINGS &amp; TORQUE PLATE BUSHING FOR RH INSTALLATION.</p> |                 |  |   |   |   |   |   |   |                |                |
| CONTINUED ON NEXT PAGE   |                 |  |   |   |   |   |   |   |                |                |

| FIGURE AND INDEX NO. | PART NUMBER | DESCRIPTION   | UNITS PER ASSY | USABLE ON CODE |
|----------------------|-------------|---|----------------|----------------|
| 70 -                 |             | <p style="text-align: center;"><b>1 2 3 4 5 6 7</b></p> <p>A---172 SERIAL 17251823 THRU 17263458<br/>                     F172 SERIAL F172-0096 THRU F172-0102,-0104,-0106<br/>                     THRU-0109,-0111,-0113 THRU F17201234</p> <p>B---172 SERIAL 17251823 THRU 17252808<br/>                     F172 SERIAL F172-0096 THRU F172-0102,-0104,-0106<br/>                     THRU -0109,-0111,-0113 THRU F172-0204</p> <p>C---DELETED</p> <p>D---172 SERIAL 17252809 THRU 17256512<br/>                     F172 SERIAL F172-0204 THRU F172-0559</p> <p>E---172 SERIAL 17256513 THRU 17259223<br/>                     F172 SERIAL F172-0560 THRU F17200754</p> <p>F---172 SERIAL 17259224 THRU 17263458<br/>                     F172 SERIAL F17200755 THRU F17201234</p> <p>G---172 SERIAL 17251823 THRU 17259223<br/>                     F172 SERIAL F172-0096 THRU F172-0102, -0104, -0106<br/>                     THRU -0109, -0111, -0113 THRU F17200754</p> <p>H---172 SERIAL 17251823 THRU 17260758<br/>                     F172 SERIAL F172-0096 THRU F172-0102, -0104, -0106<br/>                     THRU -0109, -0111, -0113 THRU F17200904</p> <p>J---172 SERIAL 17260759 THRU 17263458<br/>                     F172 SERIAL F17200905 THRU F17201234</p> |                |                |



This page intentionally left blank.

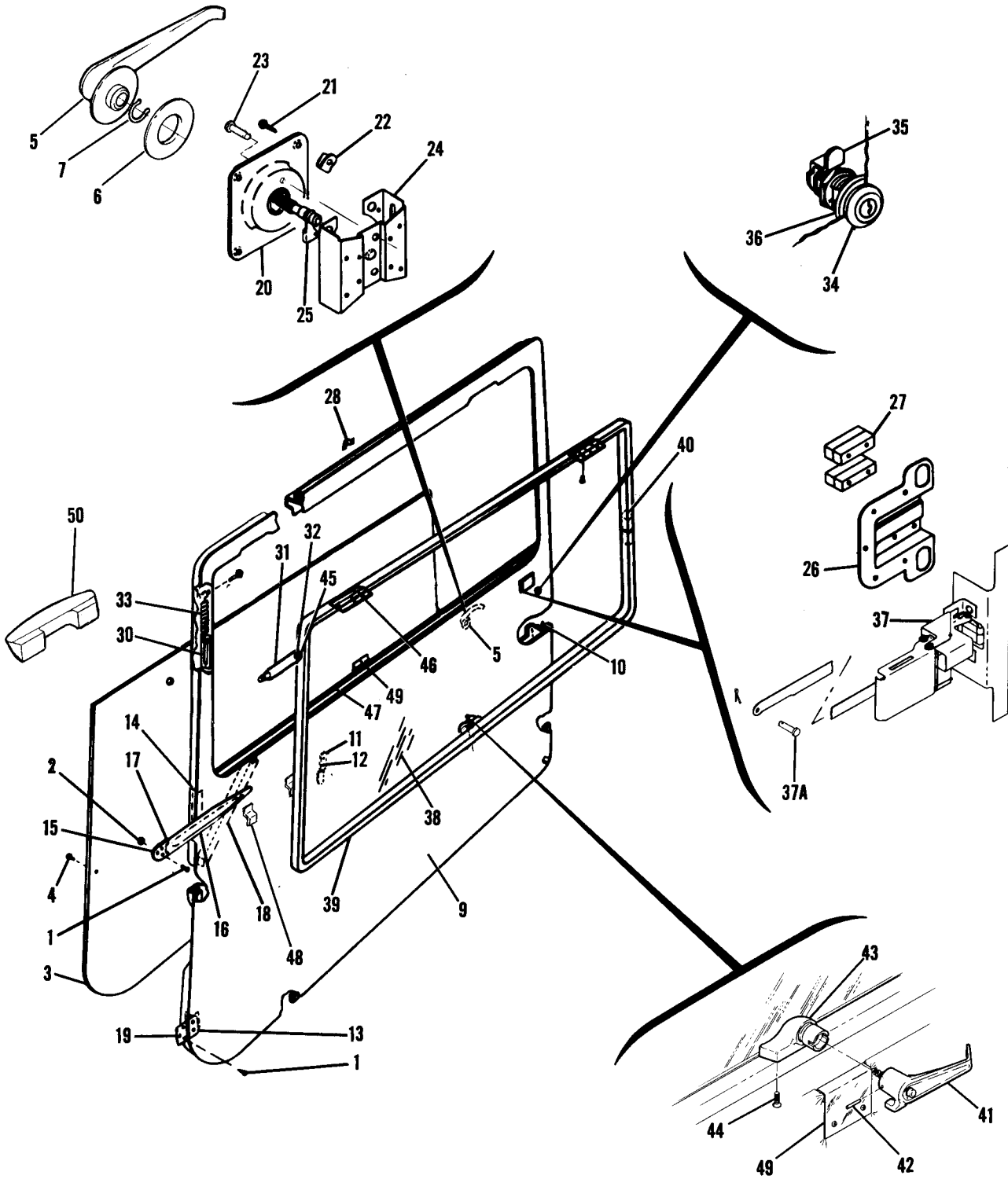
Aligning Gear (Cont)



172 SERIAL 17260835 THRU 17263458  
F172 SERIAL F17200901 THRU F17201234  
Figure 71. Main Gear Wheel & Brake Assembly (Alternate)

| FIGURE AND INDEX NO.   | PART NUMBER  | DESCRIPTION  | UNITS PER ASSY | USABLE ON CODE |
|--|--------------|--|----------------|----------------|
|  |              | <b>1 2 3 4 5 6 7</b>                                     |                |                |
| 71 -   |              | WHEEL & BRAKE ASSEMBLY-MAIN LANDING GEAR ALTERNATE ----- | NP             | A              |
| - 1  | C262003-0101 | TIRE-BLACKWALL 6.00X6 4 PLY RATED -----                  | 1              |                |
|  | C262004-0102 | TIRE-WHITEWALL 6.00X6 4 PLY RATED -----                  | 1              |                |
| - 2  | C262023-0102 | TUBE 6.00X6 -----  | 1              |                |
|  | C163002-0101 | WHEEL ASSEMBLY-MAIN GEAR WEU C163003-0101 -----          | 1              | B              |
|  | C163003-0101 | WHEEL ASSEMBLY-MAIN GEAR -----                           | 1              | C              |
| - 3  | D30065       | HUB ASSEMBLY USE WITH C163002-0101 MCL -----             | 1              | B              |
|  | D30256       | HUB ASSEMBLY USE WITH C163003-0101 MCL -----             | 1              | C              |
| - 4  | A30079-1     | CUP-BEARING MCL -----                                    | 2              |                |
| - 5  | B30076       | SPACER MCL -----   | 2              |                |
| - 6  | D30062       | FLANGE-WHEEL USE WITH C163002-0101 MCL -----             | 2              | B              |
| - 6A   | C30163-1     | FLANGE-WHEEL USE WITH C163003-0101 MCL -----             | 1              | C              |
| - 6B   | C30163       | FLANGE-WHEEL USE WITH C163003-0101 MCL -----             | 1              | C              |
| - 7  | A30079-2     | CONE-BEARING MCL -----                                   | 2              |                |
| - 8  | A30010       | GREASE SEAL-FELT MCL -----                               | 1              |                |
| - 9  | A30015       | RETAINER-GREASE SEAL MCL -----                           | 1              |                |
| -10  | A30014       | RETAINER-GREASE SEAL MCL -----                           | 1              |                |
| -11  | A30011       | GREASE SEAL-FELT MCL -----                               | 1              |                |
| -12  | A30013       | RETAINER-GREASE SEAL MCL -----                           | 2              |                |
| -13  | A1636-24     | RING-RETAINER MCL -----                                  | 2              |                |
| -14  | B30007       | DISC ASSEMBLY USE WITH C163002-0101 MCL -----            | 1              | B              |
|  | B30195       | DISC ASSEMBLY USE WITH C163003-0101 MCL -----            | 1              | C              |
| -15  | AN4-41A      | BOLT USE WITH C163002-0101 -----                         | 6              | B              |
| -15A   | A1635-73     | SCREW USE WITH C163003-0101 MCL -----                    | 12             | C              |
| -16  | AN960-416L   | WASHER USE WITH C163002-0101 -----                       | 12             | B              |
| -16A   | A1638-30     | WASHER USE WITH C163003-0101 MCL -----                   | 6              | C              |
| -16B   | A1638-1      | WASHER USE WITH C163003-0101 MCL -----                   | 6              | C              |
| -17  | MS21042L4    | NUT USE WITH C163002-0101 -----                          | 6              | B              |
|  | C163032-0105 | BRAKE ASSEMBLY -----                                     | 1              |                |
|  | C30019       | CYLINDER ASSEMBLY MCL -----                              | 1              |                |
| -18  | C30041       | CYLINDER MCL -----                                       | 1              |                |
| -19  | A30023       | PIN-GUIDE MCL -----                                      | 2              |                |
| -20  | AN960-416L   | WASHER -----   | 2              |                |
| -21  | MS21042L4    | NUT -----  | 2              |                |
| -22  | B30027       | BACK PLATE ASSEMBLY MCL -----                            | 1              |                |
| -23  | B30026       | LINING-BRAKE MCL -----                                   | 1              |                |
|  | A30087       | RIVET MCL -----  | 2              |                |
| -24  | AN4H21A      | BOLT -----   | 2              |                |
| -25  | AN960-416L   | WASHER -----   | 2              |                |
| -26  | B30024       | PRESSURE PLATE ASSEMBLY MCL -----                        | 1              |                |
| -27  | B30026       | LINING-BRAKE MCL -----                                   | 1              |                |
|  | A30087       | RIVET MCL -----  | 2              |                |
| -28  | B30089       | TORQUE PLATE ASSEMBLY MCL -----                          | 1              |                |
| -29  | A30021       | PISTON ASSEMBLY MCL -----                                | 1              |                |
| -30  | AN6230B2     | O RING -----   | 1              |                |
| -31  | A30030       | FITTING-BLEEDER MCL -----                                | 1              |                |
| -32  | A30085       | FITTING-BLEEDER MCL -----                                | 1              |                |
| -33  | A30040       | CAP-DUST MCL -----                                       | 1              |                |
|  | R561         | RIVET SET KIT -----                                      | 1              |                |
| <p>NOTE. *THIS WHEEL ASSEMBLY MUST BE USED ONLY ON AIRCRAFT ORIGINALLY EQUIPED WITH C163002-0101 OR C163003-0101 MAIN GEAR WHEELS</p> <p>NOTE. **THIS BRAKE ASSY MUST BE USED WITH C163002-0101 OR C163003-0101 WHEEL ASSYS ONLY.</p> <p>A---172 SERIAL 17260835 THRU 17263458<br/> F172 SERIAL F17200901 THRU F17201234</p> <p>B---172 SERIAL 17260835 THRU 17261440<br/> F172 SERIAL F17200901 THRU F17201044</p> <p>C---172 SERIAL 17261441 THRU 17263458<br/> F172 SERIAL F17201045 THRU F17201234</p> |              |  |                |                |

Door & Window



172 SERIAL 17249545 THRU 17253392  
P172 SERIAL P17257120 THRU P17257188

Figure 72. Left Cabin Door Assembly

| FIGURE AND INDEX NO. | PART NUMBER  | DESCRIPTION  | UNITS PER ASSY | USABLE ON CODE |
|----------------------|--------------|--|----------------|----------------|
| 72 -                 |              | CABIN DOOR ASSEMBLY-LH -----                             | NP             | G              |
|                      |              | ATTACHING PARTS  |                |                |
| - 1                  | AN520-10R9   | SCREW -----  | 5              |                |
| - 2                  | MS21044N3    | NUT -----  | 5              |                |
|                      |              | -----*   |                |                |
| - 3                  | 0500212-1    | PANEL ASSEMBLY-UPHOLSTERY SKYHAWK MODELS ONLY -----      | 1              | A              |
|                      | 0500212-3    | PANEL ASSEMBLY-UPHOLSTERY -----                          | 1              | A              |
|                      | 0500217-3    | PANEL ASSEMBLY-UPHOLSTERY -----                          | 1              | B              |
|                      | 0500240-5    | PANEL ASSEMBLY-UPHOLSTERY -----                          | 1              | F              |
| - 4                  | 807          | FASTENER-UPHOLSTERY AJV -----                            | 17             |                |
| - 5                  | 0711027-1    | HANDLE-INSIDE DOOR -----                                 | 1              |                |
| - 6                  | 0511189-2    | ESCUTCHEON-DOOR HANDLE -----                             | 1              |                |
| - 7                  | 0511189-1    | CLIP-DOOR HANDLE -----                                   | 1              |                |
| - 8                  |              | DELETED -----  |                |                |
| - 9                  | 0511460-1    | STRUCTURE ASSEMBLY-CABIN DOOR LH -----                   | 1              |                |
| -10                  | S1346-1      | SEAL 144 IN LG BULK ITEM REF S-1346-1-144 -----          | 1              |                |
| -11                  | 0511463-1    | CLIP-UPHOLSTERY RETAINER -----                           | 2              |                |
|                      |              | ATTACHING PARTS  |                |                |
| -12                  | S1021Z4-4    | SCREW -----  | 2              |                |
|                      |              | -----*   |                |                |
| -13                  | 0511461-1    | REINFORCEMENT-DOOR HINGE -----                           | 1              |                |
| -14                  | 0511464-1    | ANGLE-DOOR REINFORCEMENT -----                           | 1              |                |
|                      | 0511280-1    | HINGE ASSEMBLY-DOOR UPPER -----                          | 1              |                |
| -15                  | 0511237-1    | HINGE HALF ASSEMBLY -----                                | 1              |                |
| -16                  | 0511238-1    | HINGE HALF ASSEMBLY -----                                | 1              |                |
| -17                  | 0711001-59   | PIN-HINGE UPPER -----                                    | 1              |                |
| -18                  | 0511469-1    | BRACKET-HINGE UPPER -----                                | 1              |                |
| -19                  | 0511280-3    | HINGE-DOOR LOWER -----                                   | 1              |                |
| -20                  | 0413195-3    | PLATE ASSEMBLY-DOOR HANDLE BEARING -----                 | 1              |                |
|                      |              | ATTACHING PARTS  |                |                |
| -21                  | S1022Z8-8    | SCREW -----  | 4              |                |
| -22                  | NAS395-16-3  | NUT -----  | 4              |                |
|                      |              | -----*   |                |                |
| -23                  | AN520-10R12  | SCREW -----  | 1              |                |
| -24                  | 0511465-1    | BRACKET ASSEMBLY-DOOR HANDLE INNER -----                 | 1              |                |
| -25                  | 0511227-7    | SHAFT-DOOR HANDLE -----                                  | 1              |                |
| -26                  | 0411576      | PAN-DOOR LATCH -----                                     | 1              |                |
| -27                  | 0411886      | SPACER-DOOR LATCH PAN -----                              | 4              |                |
| -28                  | A1663-028-1  | LATCH-DOOR STOP -----                                    | 1              |                |
| -29                  |              | DELETED, NEVER USED -----                                |                |                |
| -30                  | 0711021-1    | PLATE -----  | 1              |                |
| -31                  | 0711021-4    | ARM ASSEMBLY -----                                       | 1              |                |
|                      |              | ATTACHING PARTS  |                |                |
| -32                  | AN525-10R8   | SCREW -----  | 1              |                |
|                      |              | -----*   |                |                |
| -33                  | 0711021-9    | SPRING -----   | 1              |                |
| -34                  | 0413323-4    | LOCK ASSEMBLY-DOOR WHEN EXHAUSTED USE C253001-0101 ----- | 1              |                |
|                      | C253001-0101 | LOCK ASSEMBLY-DOOR -----                                 | 1              |                |
| -35                  | 0413322-3    | CAM -----  | 1              |                |
| -36                  | 0411851      | WASHER -----   | 1              |                |
| -37                  | 0511112-18   | LATCH ASSEMBLY-DOOR SEE FIGURE 42 -----                  | 1              |                |
|                      |              | ATTACHING PARTS  |                |                |
| -37A                 | AN520-10R6   | SCREW -----  | 8              |                |
|                      | MS20392-1C7  | PIN -----  | 1              |                |
|                      | MS24665-132  | PIN-COTTER -----   | 1              |                |
|                      |              | -----*   |                |                |
| -38                  | 0711050-19   | WINDOW ASSEMBLY-DOOR LH -----                            | 1              |                |
|                      | 0711051-1    | GLASS ASSEMBLY-WINDOW -----                              | 1              |                |
|                      | 0711051-5    | SEAL ONE PIECE TYPE -----                                | 1              |                |
| -39                  | 0711050-5    | FRAME-WINDOW LH -----                                    | 1              |                |
| -40                  | 0711050-7    | SPLICE TUBE -----  | 1              |                |
|                      |              | ATTACHING PARTS  |                |                |
|                      | CR163-4-4    | RIVET CY -----   | 8              |                |
|                      |              | -----*   |                |                |

CONTINUED ON NEXT PAGE

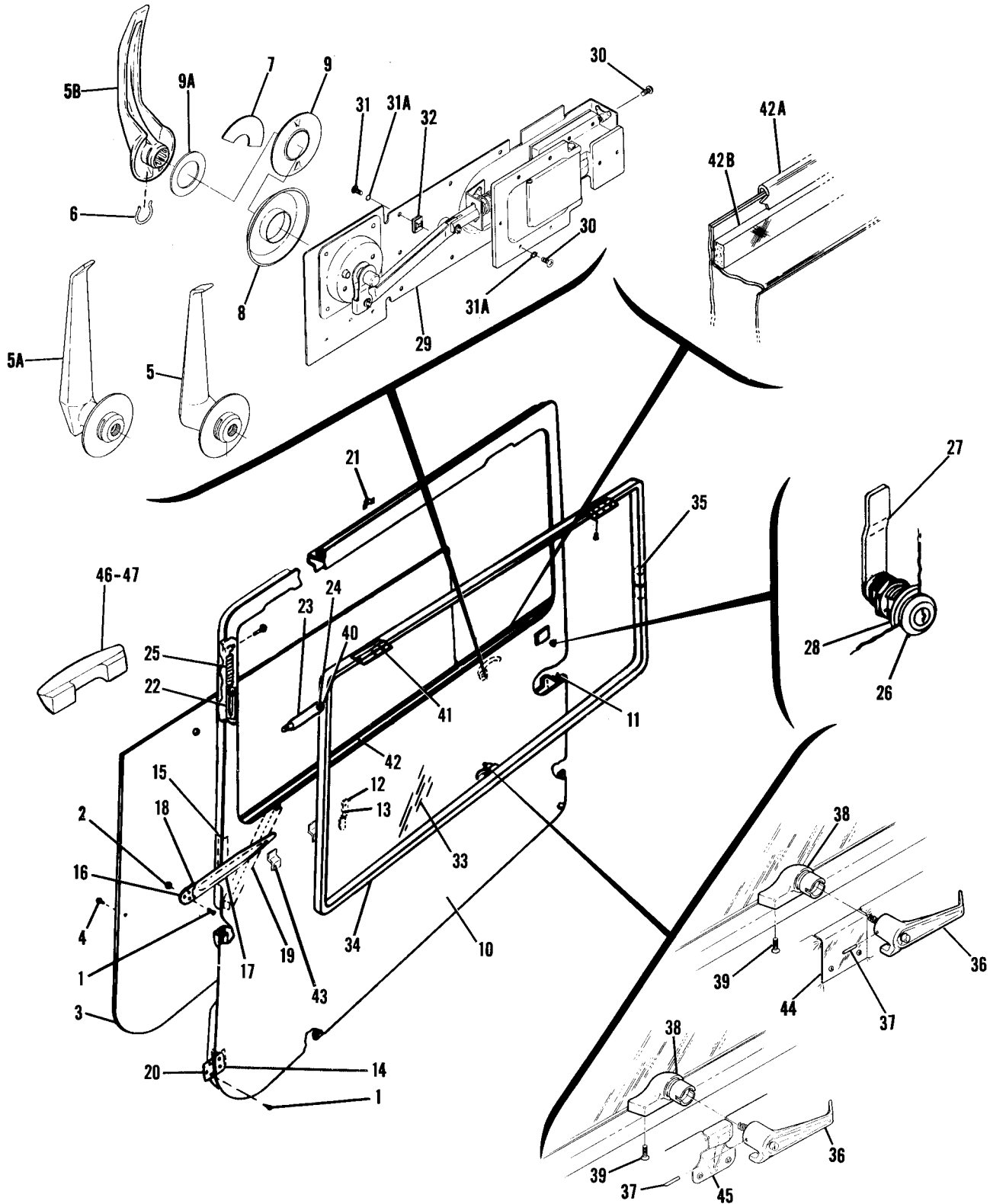


| FIGURE AND INDEX NO.  | PART NUMBER    | DESCRIPTION   |   |   |   |   |   |   | UNITS PER ASSY | USABLE ON CODE |
|---|----------------|---|---|---|---|---|---|---|----------------|----------------|
|   |                | 1   | 2 | 3 | 4 | 5 | 6 | 7 |                |                |
| 72 -41  | 0811725-40     | HANDLE ASSEMBLY-WINDOW -----                        |   |   |   |   |   |   | 1              | C              |
|   | S1483-2        | HANDLE ASSEMBLY-WINDOW LATCH -----                  |   |   |   |   |   |   | 1              | D              |
| -42   | NAS561P3-8     | ATTACHING PARTS -----                               |   |   |   |   |   |   | 1              |                |
|   |                | ROLL PIN -----                                      |   |   |   |   |   |   |                |                |
| -43   | 1411202-201    | BRACKET ASSEMBLY-WINDOW LATCH -----                 |   |   |   |   |   |   | 1              |                |
|   |                | ATTACHING PARTS -----                               |   |   |   |   |   |   |                |                |
| -44   | NAS514P1032-14 | SCREW -----   |   |   |   |   |   |   | 2              |                |
|   | NAS43HT3-34    | SPACER -----  |   |   |   |   |   |   | 2              |                |
| -45   | S1613-3-75     | RIVNUT GD -----                                     |   |   |   |   |   |   | 1              |                |
|   | 0411185-9      | HINGE-WINDOW -----                                  |   |   |   |   |   |   | 2              |                |
| -46   | S1378-2        | SEAL-84.0 IN LG BULK ITEM REF S1378-2-84.00 -----   |   |   |   |   |   |   | 1              |                |
| -47   | 0711125-1      | BRACKET-ARM REST FORWARD -----                      |   |   |   |   |   |   | 1              |                |
|   |                | BRACKET-ARM REST AFT -----                          |   |   |   |   |   |   | 1              |                |
| -48   | S1021Z8-8      | SCREW -----   |   |   |   |   |   |   | 2              |                |
|   | 0711021-7      | PLATE-STRIKER -----                                 |   |   |   |   |   |   | 1              |                |
| -49   | S1021Z8-8      | ATTACHING PARTS -----                               |   |   |   |   |   |   | 2              |                |
|   |                | SCREW -----   |   |   |   |   |   |   |                |                |
| -50   | 1414082-1      | ARMREST ASSEMBLY WHEN EXHAUSTED USE 1414082-7 ----- |   |   |   |   |   |   | 1              | A              |
|   | 1414082-7      | ARMREST ASSEMBLY -----                              |   |   |   |   |   |   | 1              | B              |
|   | 1414082-14     | ARMREST ASSEMBLY -----                              |   |   |   |   |   |   | 1              | F              |
|   | NAS221-17      | ATTACHING PARTS -----                               |   |   |   |   |   |   | 2              |                |
|   | 1414082-6      | PAD ASSEMBLY-ARMREST -----                          |   |   |   |   |   |   | 1              | E              |
|   | 1414082-13     | PAD ASSEMBLY-ARMREST -----                          |   |   |   |   |   |   | 1              | F              |
| <p>NOTE. *WHEN ORDERING THIS PART FOR AIRPLANES PRIOR TO SERIAL 17250153 OR P17257178 THAT HAVE NOT BEEN MODIFIED TO SK172-16, ALSO ORDER ONE 0511248-1 SPRING &amp; INSTALL IN ACCORDANCE WITH INSTRUCTIONS OF SK172-16.</p> <p>A---172 SERIAL 17249545 THRU 17250572<br/> P172 SERIAL P17257120 THRU P17257188<br/> F172 SERIAL F172-0001 THRU F172-0018<br/> FP172 SERIAL FP172-0001 THRU FP172-0003</p> <p>B---172 SERIAL 17250573 THRU 17251822<br/> F172 SERIAL F172-0019 THRU F172-0085</p> <p>C---172 SERIAL 17249545 THRU 17250809<br/> F172 SERIAL F172-0001 THRU F172-0040</p> <p>D---172 SERIAL 17250810 THRU 17253392<br/> F172 SERIAL F172-0041 THRU F172-0179</p> <p>E---172 SERIAL 17249545 THRU 17251822<br/> F172 SERIAL F172-0001 THRU F172-0085<br/> P172 SERIAL P17257120 THRU P17257188<br/> FP172 SERIAL FP172-0001 THRU FP172-0003</p> <p>F---172 SERIAL 17251823 THRU 17253392<br/> F172 SERIAL F172-0086 THRU F172-0179</p> <p>G---172 SERIAL 17249545 THRU 17253392<br/> F172 SERIAL F172-0001 THRU F172-0179<br/> P172 SERIAL P17257120 THRU P17257188<br/> FP172 SERIAL FP172-0001 THRU FP172-0003</p> |                |   |   |   |   |   |   |   |                |                |

| FIGURE AND INDEX NO. | PART NUMBER  | DESCRIPTION  | UNITS PER ASSY | USABLE ON CODE |
|----------------------|--------------|--|----------------|----------------|
| 73 -                 |              | CABIN DOOR ASSEMBLY-LH -----<br>ATTACHING PARTS -----                    | NP             | A              |
| - 1                  | AN520-10R9   | SCREW -----  | 5              |                |
| - 2                  | MS21044N3    | NUT -----  | 5              |                |
| - 3                  | 0500251-5    | # PANEL ASSEMBLY-UPHOLSTERY -----  | 1              | B              |
|                      | 0500258-5    | # PANEL ASSEMBLY-UPHOLSTERY -----  | 1              | D              |
|                      | 0500258-29   | # PANEL ASSEMBLY-UPHOLSTERY 172 ONLY -----                               | 1              | E              |
|                      | 0500258-5    | # PANEL ASSEMBLY-UPHOLSTERY SKYHAWK ONLY -----                           | 1              | E              |
|                      | 0514009-5    | # PANEL ASSEMBLY-UPHOLSTERY -----  | 1              | K              |
|                      | 0514039-5    | # PANEL ASSEMBLY-UPHOLSTERY -----  | 1              | O              |
|                      | 0514059-5    | # PANEL ASSEMBLY-UPHOLSTERY -----  | 1              | R              |
|                      | 0514073-5    | # PANEL ASSEMBLY-UPHOLSTERY -----  | 1              | X              |
|                      | 0515004-3    | # PANEL ASSEMBLY-UPHOLSTERY -----  | 1              | AB             |
|                      | 0515005-3    | # PANEL ASSEMBLY-UPHOLSTERY -----  | 1              | AC             |
| - 4                  | 807          | FASTENER-UPHOLSTERY AJV -----  | 17             | M              |
|                      | S1881-1      | FASTENER-UPHOLSTERY -----  | 17             | O              |
|                      | S1933-1      | FASTENER-UPHOLSTERY -----  | 17             | P              |
| - 5                  | 0711027-1    | HANDLE-INSIDE DOOR -----   | 1              | H              |
| - 5A                 | 1211250-7    | HANDLE-INSIDE DOOR -----   | 1              | J              |
|                      | 1211251-1    | INSERT-DOOR HANDLE -----   | 1              | J              |
| - 5B                 | 0517006-2    | HANDLE-INSIDE DOOR -----   | 1              | Y              |
| - 6                  | 0511189-1    | CLIP-DOOR HANDLE -----   | 1              |                |
| - 7                  | 0700166-1    | PLACARD-DOOR HANDLE LH -----   | 1              | G              |
| - 8                  | 1705015-1    | PLACARD-DOOR HANDLE LH -----   | 1              | F              |
| - 9                  | 0511189-2    | ESCUTCHEON-DOOR HANDLE -----   | 1              | G              |
| - 9A                 | 1211836-1    | WASHER -----   | 1              | N              |
| -10                  | 0511460-9    | STRUCTURE ASSEMBLY-CABIN DOOR LH -----                                   | 1              | G              |
|                      | 0511460-23   | STRUCTURE ASSEMBLY-CABIN DOOR LH -----                                   | 1              | K              |
|                      | 0511460-33   | STRUCTURE ASSEMBLY-CABIN DOOR LH -----                                   | 1              | O              |
|                      | 0511460-49   | STRUCTURE ASSEMBLY-CABIN DOOR LH -----                                   | 1              | T              |
|                      | 0511803-1    | STRUCTURE ASSEMBLY-CABIN DOOR LH -----                                   | 1              | U              |
| -11                  | S1346-1      | SEAL 144 IN LG BULK ITEM REF S1346-1-144 -----                           | 1              |                |
| -12                  | 0511463-1    | CLIP-UPHOLSTERY RETAINER -----   | 2              |                |
| -13                  | S102124-4    | ATTACHING PARTS -----<br>SCREW -----                                     | 2              |                |
| -14                  | 0511461-1    | REINFORCEMENT-DOOR HINGE -----   | 1              |                |
| -15                  | 0511464-1    | ANGLE-DOOR REINFORCEMENT -----   | 1              |                |
|                      | 0511280-1    | HINGE ASSEMBLY-DOOR UPPER -----  | 1              |                |
| -16                  | 0511237-1    | HINGE HALF ASSEMBLY -----  | 1              |                |
| -17                  | 0511238-1    | HINGE HALF ASSEMBLY -----  | 1              |                |
| -18                  | 0711001-59   | PIN-HINGE UPPER -----  | 1              |                |
| -19                  | 0511469-1    | BRACKET-HINGE UPPER -----  | 1              |                |
| -20                  | 0511280-3    | HINGE-DOOR LOWER -----   | 1              |                |
| -21                  | A1663-028-1  | LATCH-DOOR STOP WEU A1663-022-1 -----                                    | 1              | M              |
|                      | A1663-022-1  | LATCH-DOOR STOP TIN -----  | 1              | L              |
| -22                  | 0711021-1    | PLATE -----  | 1              |                |
| -23                  | 0711021-11   | ARM ASSEMBLY ALSO ORDER 0711021-12 SPACER -----<br>ATTACHING PARTS ----- | 1              |                |
| -24                  | AN525-10R8   | SCREW -----  | 1              |                |
|                      | 0711021-12   | SPACER -----   | 1              |                |
| -25                  | 0711021-9    | SPRING -----   | 1              |                |
| -26                  | 0413323-9    | LOCK ASSEMBLY-DOOR WHEN EXHAUSTED USE C253001-0101 -----                 | 1              | B              |
|                      | C253001-0101 | LOCK ASSEMBLY-DOOR -----   | 1              | C              |
| -27                  | 0511263-1    | CAM-DOOR LOCK -----  | 1              |                |
| -28                  | 0411851      | WASHER -----   | 1              |                |
| -29                  | SEE FIG 78   | LATCH ASSEMBLY-DOOR -----<br>ATTACHING PARTS -----                       | 1              |                |
| -30                  | AN525-832R6  | SCREW -----  | 9              |                |
| -31                  | S102126-6    | SCREW -----  | 11             |                |
| -31A                 | AN93686      | WASHER -----   | 18             |                |
| -32                  | NAS395-5-3   | NUT -----  | 10             |                |
|                      | NAS488-1-3   | NUT -----  | 1              |                |
|                      | 0711050-19   | WINDOW ASSEMBLY-DOOR LH -----  | 1              | G              |
|                      | 0711050-23   | WINDOW ASSEMBLY-DOOR LH -----  | 1              | F              |
| -33                  | 0711051-1    | GLASS ASSEMBLY-WINDOW -----  | 1              |                |
|                      | 0711051-2    | GLASS ASSEMBLY-WINDOW TINTED -----                                       | 1              |                |
|                      | 0711051-5    | SEAL -----   | 1              |                |
| -34                  | 0711050-5    | FRAME-WINDOW LH -----  | 1              |                |
| -35                  | 0711050-7    | SPLICE TUBE -----  | 1              |                |
|                      | CR163-4-4    | ATTACHING PARTS -----<br>RIVET CY -----                                  | 8              |                |

CONTINUED ON NEXT PAGE

Door & Window (Cont)



172 SERIAL 17253393 THRU 17263458

Figure 73. Left Cabin Door Assembly

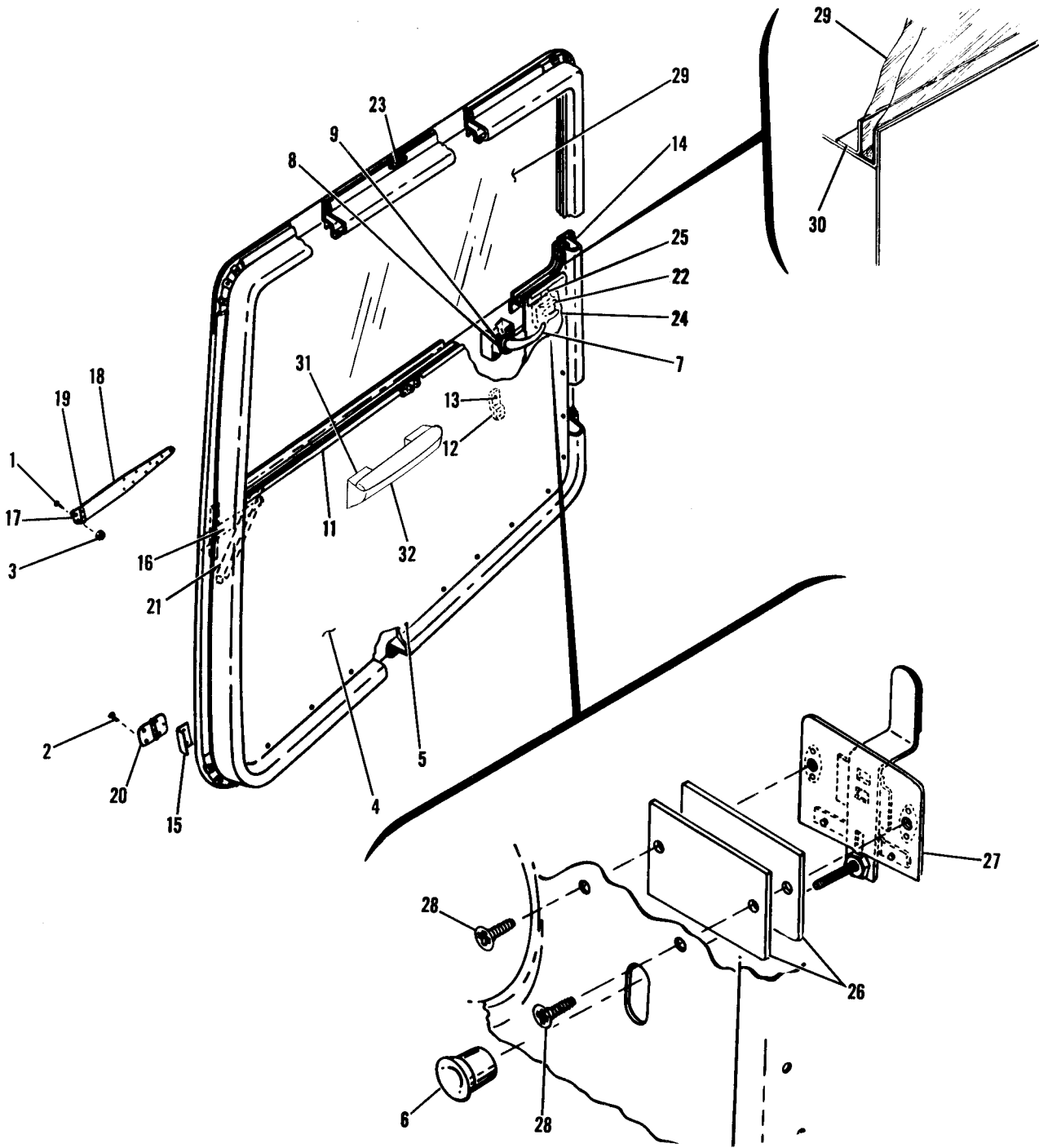


| FIGURE AND INDEX NO.  | PART NUMBER   | DESCRIPTION   | UNITS PER ASSY             | USABLE ON CODE             |
|---|---|---|----------------------------|----------------------------|
|   |   | <b>1 2 3 4 5 6 7</b>  |                            |                            |
| 73 -36  | S1483-2   | HANDLE ASSEMBLY-WINDOW LATCH -----<br>ATTACHING PARTS -----   | 1                          |                            |
| -37   | NAS561P3-8  | ROLL PIN -----<br>-----*  | 1                          |                            |
| -38   | 1411202-201   | BRACKET ASSEMBLY-WINDOW LATCH -----<br>ATTACHING PARTS -----  | 1                          |                            |
| -39   | NAS514P1032-14<br>NAS43HT3-34   | SCREW -----<br>SPACER -----<br>-----*   | 2<br>2                     |                            |
| -40   | S1613-3-75  | RIVNUT GD -----   | 1                          |                            |
| -41   | 0411185-9<br>0411185-7  | HINGE-WINDOW -----<br>HINGE-WINDOW -----  | 2<br>2                     | M<br>L                     |
| -42   | S1378-2   | SEAL 84.0 IN LG BULK ITEM REF S1378-2-84.00 -----   | 1                          | Z                          |
| -42A  | S2195-1   | TRIM 84.0 IN LG BKI REF S2195-1-84.00 -----   | 1                          | AA                         |
| -42B  | S2108-1   | SEAL 84.0 IN LG BKI REF S2108-1-84.00 -----   | 1                          | AA                         |
| -43   | 0711125-1<br>0711125-2<br>0711125-5<br>0711125-6<br>0511804-1<br>NAS680A3 | BRACKET-ARM REST FORWARD -----<br>BRACKET-ARM REST AFT -----<br>BRACKET ASSEMBLY-ARM REST FWD -----<br>BRACKET ASSEMBLY-ARM REST AFT -----<br>BRACKET ASSEMBLY-ARM REST RH -----<br>NUT ----- | 1<br>1<br>1<br>1<br>1<br>2 | Q<br>R<br>T<br>T<br>U<br>U |
| -44   | 0711021-7   | PLATE-STRIKER -----   | 1                          | G                          |
| -45   | 0517002-1   | PLATE-STRIKER -----<br>ATTACHING PARTS -----<br>-----*  | 1                          | F                          |
|   | S1021Z8-8   | SCREW -----   | 2                          |                            |
| -46   | 1414082-18<br>1414082-20  | ARMREST ASSEMBLY -----<br>ARMREST ASSEMBLY -----<br>ATTACHING PARTS -----   | 1<br>1                     | V<br>W                     |
|   | NAS221-17<br>S1021Z10-20<br>NAS396-7<br>AN520-10R20                       | SCREW -----<br>SCREW -----<br>NUT -----<br>SCREW -----<br>-----*  | 2<br>2<br>2<br>2           | AD<br>AE<br>AE<br>W        |
|   | 1414082-13<br>1414082-21<br>0514078-5<br>0715039-1                        | PAD ASSEMBLY-ARMREST -----<br>PAD ASSEMBLY-ARMREST -----<br>ARMREST ASSEMBLY -----<br>ARMREST ASSEMBLY -----<br>ATTACHING PARTS -----   | 1<br>1<br>1<br>1           | V<br>W<br>S<br>AC          |
| -47   | AN520-10R20<br>AN520-10R12  | SCREW -----<br>SCREW -----<br>-----*  | 2<br>2                     | S<br>AC                    |
| <p>NOTE. #THIS PART MUST HAVE A SECOND DASH NUMBER ADDED TO DENOTE COLOR. REFER TO HOW TO ORDER UPHOLSTERED PARTS-PAGE XVIII.</p> <p>A---172 SERIAL 17253393 THRU 17263458<br/>F172 SERIAL F172-0180 THRU F17201234</p> <p>B---172 SERIAL 17253393 THRU 17254892<br/>F172 SERIAL F172-0180 THRU F172-0319</p> <p>C---172 SERIAL 17254893 THRU 17263458<br/>F172 SERIAL F172-0320 THRU F17201234</p> <p>D---172 SERIAL 17254893 THRU 17256512<br/>F172 SERIAL F172-0320 THRU F172-0559</p> <p>E---172 SERIAL 17256513 THRU 17257161</p> <p>F---172 SERIAL 17257162 THRU 17263458<br/>F172 SERIAL F172-0560 THRU F17201234</p> <p>G---172 SERIAL 17253393 THRU 17257161<br/>F172 SERIAL F172-0180 THRU F172-0559</p> <p>H---172 SERIAL 17253393 THRU 17257161<br/>F172 SERIAL F172-0180 THRU F17200904</p> <p>J---172 SERIAL 17257162 THRU 17260758</p> <p>K---172 SERIAL 17257162 THRU 17258486<br/>F172 SERIAL F172-0560 THRU F172-0654</p> <p>L---172 SERIAL 17258487 THRU 17263458<br/>F172 SERIAL F17200655 THRU F17201234</p> <p>M---172 SERIAL 17253393 THRU 17258486<br/>F172 SERIAL F172-0180 THRU F172-0654</p> <p>N---172 SERIAL 17258810 THRU 17263458<br/>F172 SERIAL F17200680 THRU F17201234</p> <p>O---172 SERIAL 17258487 THRU 17259223<br/>F172 SERIAL F17200655 THRU F17200754</p> <p>P---172 SERIAL 17259224 THRU 17263458<br/>F172 SERIAL F17200755 THRU F17201234</p> |   |   |                            |                            |
| CONTINUED ON NEXT PAGE  |   |   |                            |                            |

| FIGURE AND INDEX NO. | PART NUMBER | DESCRIPTION   | UNITS PER ASSY | USABLE ON CODE |
|----------------------|-------------|---|----------------|----------------|
| 73 -                 |             | <p style="text-align: center;"><b>1 2 3 4 5 6 7</b></p> <p>Q---172 SERIAL 17253393 THRU 17259223<br/>                     F172 SERIAL F172-0180 THRU F17200754</p> <p>R---172 SERIAL 17259224 THRU 17259903<br/>                     F172 SERIAL F17200755 THRU F17200804</p> <p>S---172 SERIAL 17259904 THRU 17261898<br/>                     F172 SERIAL F17200805 THRU F17201034</p> <p>T---172 SERIAL 17259224 THRU 17259903<br/>                     F172 SERIAL F17200755 THRU F17201234</p> <p>U---172 SERIAL 17259904 THRU 17263458</p> <p>V---172 SERIAL 17253393 THRU 17257161<br/>                     F172 SERIAL F172-0180 THRU F17200754</p> <p>W---172 SERIAL 17257162 THRU 17259903<br/>                     F172 SERIAL F17200755 THRU F17200804</p> <p>X---172 SERIAL 17259904 THRU 17260758<br/>                     F172 SERIAL F17200805 THRU F17200904</p> <p>Y---172 SERIAL 17260759 THRU 17263458<br/>                     F172 SERIAL F17200905 THRU F17201234</p> <p>Z---172 SERIAL 17253393 THRU 17261729<br/>                     F172 SERIAL F172-0180 THRU F17201034</p> <p>AA---172 SERIAL 17261730 THRU 17263458<br/>                     F172 SERIAL F17201035 THRU F17201234</p> <p>AB---172 SERIAL 17260759 THRU 17261898<br/>                     F172 SERIAL F17200905 THRU F17201034</p> <p>AC---172 SERIAL 17261899 THRU 17263458<br/>                     F172 SERIAL F17201035 THRU F17201234</p> <p>AD---172 SERIAL 17253393 THRU 17256512<br/>                     F172 SERIAL F172-0180 THRU F172-0559</p> <p>AE---172 SERIAL 17256513 THRU 17257161<br/>                     F172 SERIAL F172-0560 THRU F17200754</p> |                |                |

This page intentionally left blank.

Door & Window (Cont)



**172 SERIAL 17249545 THRU 17253392**  
**P172 SERIAL P17257120 THRU P17257188**

Figure 74. Right Cabin Door Assembly

| FIGURE AND INDEX NO. | PART NUMBER  | DESCRIPTION   | UNITS PER ASSY | USABLE ON CODE |
|----------------------|--------------|---|----------------|----------------|
| 74 -                 |              | CABIN DOOR ASSEMBLY-RH -----<br>ATTACHING PARTS ----- | NP             | E              |
| - 1                  | AN520-10R8   | SCREW -----   | 3              |                |
| - 2                  | AN520-10R8   | SCREW -----   | 2              |                |
| - 3                  | MS21044N3    | NUT -----   | 5              |                |
|                      |              | -----*-----   |                |                |
| - 4                  | 0500212-2    | PANEL ASSEMBLY-UPHOLSTERY SKYHAWK ONLY -----          | 1              | A              |
|                      | 0500212-4    | PANEL ASSEMBLY-UPHOLSTERY -----                       | 1              | A              |
|                      | 0500217-4    | PANEL ASSEMBLY-UPHOLSTERY -----                       | 1              | B              |
|                      | 0500240-0    | PANEL ASSEMBLY-UPHOLSTERY -----                       | 1              | C              |
| - 5                  | 807          | FASTENER-UPHOLSTERY PANEL AUV -----                   | 17             |                |
| - 6                  | 0713303-2    | KNOB-THUMB LATCH -----                                | 1              |                |
| - 7                  | 0711027-1    | HANDLE-DOOR INSIDE -----                              | 1              |                |
| - 8                  | 0511189-2    | ESCUTCHEON-DOOR HANDLE -----                          | 1              |                |
| - 9                  | 0511189-1    | CLIP-DOOR HANDLE RETAINING -----                      | 1              |                |
| -10                  |              | DELETED -----   |                |                |
|                      | 0511460-2    | STRUCTURE ASSEMBLY-CABIN DOOR RH -----                | 1              |                |
| -11                  | 0711023-15   | RETAINER-UPHOLSTERY -----                             | 1              |                |
| -12                  | 0511463-1    | CLIP-UPHOLSTERY -----                                 | 2              |                |
|                      |              | ATTACHING PARTS -----                                 |                |                |
| -13                  | S102124-4    | SCREW -----   | 2              |                |
|                      |              | -----*-----   |                |                |
| -14                  | S1346-1      | SEAL 144 IN LG BULK ITEM REF S-1346-1-144 -----       | 1              |                |
| -15                  | 0511461-1    | REINFORCEMENT-DOOR HINGE -----                        | 1              |                |
| -16                  | 0511434-1    | ANGLE-DOOR REINFORCEMENT -----                        | 1              |                |
|                      | 0511280-2    | HINGE ASSEMBLY-DOOR UPPER RIGHT -----                 | 1              |                |
| -17                  | 0511237-2    | HINGE HALF ASSEMBLY -----                             | 1              |                |
| -18                  | 0511238-2    | HINGE HALF ASSEMBLY -----                             | 1              |                |
| -19                  | 0711001-59   | PIN-HINGE -----                                       | 1              |                |
| -20                  | 0511280-4    | HINGE ASSEMBLY-DOOR LOWER RIGHT -----                 | 1              |                |
| -21                  | 0511467-1    | SHAFT-DOOR HANDLE -----                               | 1              |                |
|                      | 0411576      | PAN-DOOR LATCH -----                                  | 1              |                |
|                      | 0511227-6    | SHAFT-DOOR HANDLE -----                               | 1              |                |
| -22                  | 0411886      | SPACER-DOOR LATCH PAN -----                           | 4              |                |
| -23                  | A1663-028-1  | LATCH-DOOR STOP TIN -----                             | 1              |                |
|                      | 0413195-3    | PLATE ASSEMBLY-DOOR HANDLE BEARING -----              | 1              |                |
|                      |              | ATTACHING PARTS -----                                 |                |                |
|                      | S102228-8    | SCREW -----   | 4              |                |
|                      | NAS395-16-3  | NUT -----   | 4              |                |
|                      |              | -----*-----   |                |                |
|                      | 0511465-1    | BRACKET ASSEMBLY-DOOR HANDLE INNER -----              | 1              |                |
|                      | MS20392-3C27 | PIN -----   | 1              |                |
| -24                  | 0511112-18 * | LATCH ASSEMBLY-DOOR SEE FIGURE 42 -----               | 1              |                |
|                      |              | ATTACHING PARTS -----                                 |                |                |
| -25                  | AN520-10R6   | SCREW -----   | 8              |                |
|                      |              | -----*-----   |                |                |
| -26                  | 0511466-1    | DOUBLER-THUMB LATCH -----                             | 2              |                |
| -27                  | SEE FIG 79   | LATCH ASSEMBLY-THUMB -----                            | 1              |                |
|                      |              | ATTACHING PARTS -----                                 |                |                |
| -28                  | S102128-8    | SCREW -----   | 2              |                |
|                      |              | -----*-----   |                |                |

CONTINUED ON NEXT PAGE

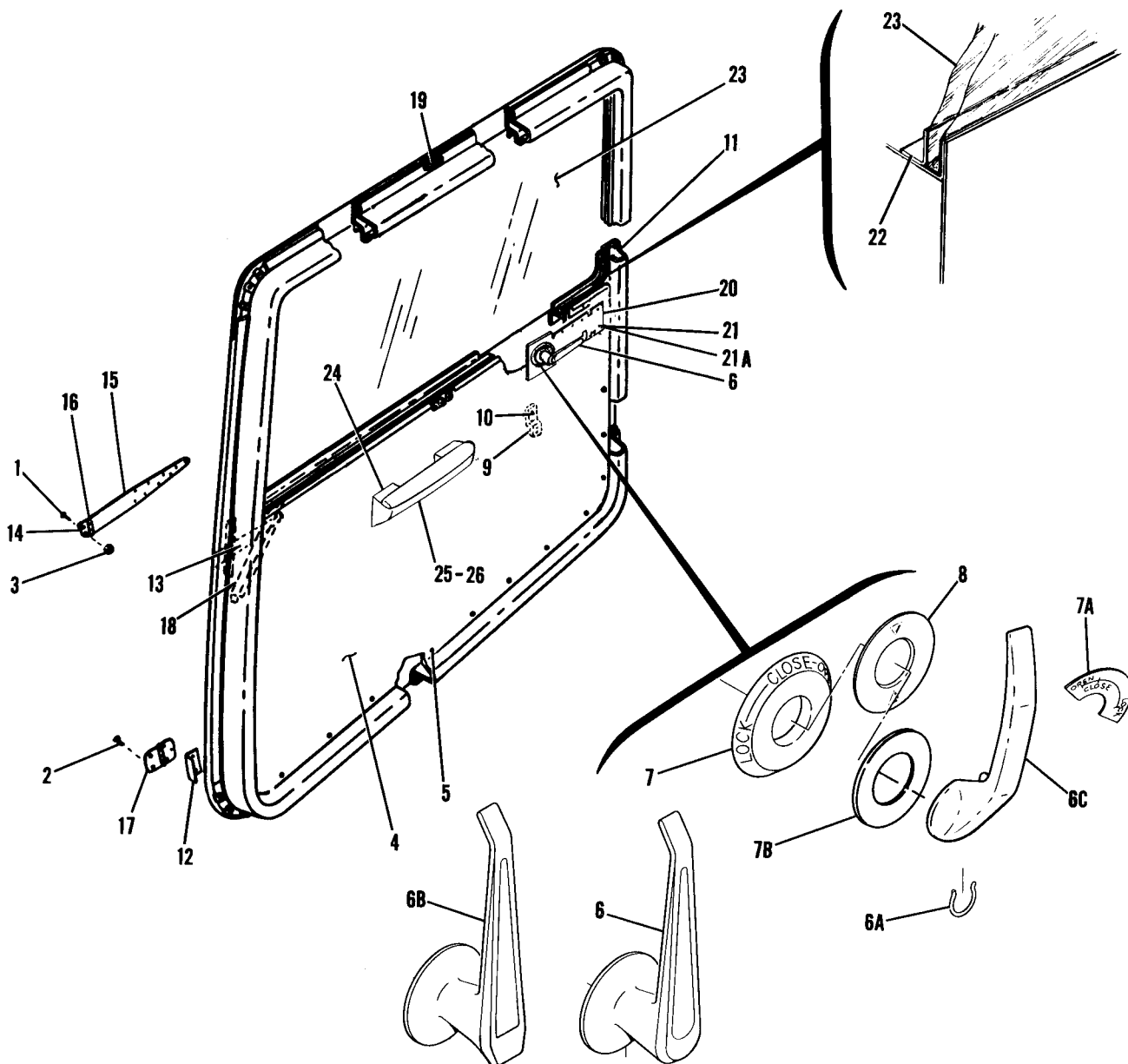
| FIGURE AND INDEX NO.  | PART NUMBER | DESCRIPTION |   |   |   |   |   |   | UNITS PER ASSY | USABLE ON CODE |
|---|-------------|-------------|---|---|---|---|---|---|----------------|----------------|
|   |             | 1           | 2 | 3 | 4 | 5 | 6 | 7 |                |                |
| 74 -29  | 1210040-23  |             |   |   |   |   |   |   | 1              |                |
| -30   | 1210040-10  |             |   |   |   |   |   |   | 1              |                |
| -31   | 0711125-1   |             |   |   |   |   |   |   | 1              |                |
|   | 0711125-2   |             |   |   |   |   |   |   | 1              |                |
| -32   | 1414082-1   |             |   |   |   |   |   |   | 1              | A              |
|   | 1414082-7   |             |   |   |   |   |   |   | 1              | B              |
|   | 1414082-14  |             |   |   |   |   |   |   | 1              | C              |
|   | NAS221-17   |             |   |   |   |   |   |   | 2              |                |
|   | 1414082-6   |             |   |   |   |   |   |   | 1              | D              |
|   | 1414032-13  |             |   |   |   |   |   |   | 1              | C              |
| <p>NOTE. *WHEN ORDERING THIS PART FOR AIRPLANES PRIOR TO SERIAL 17250153 OR P17257175 THAT HAVE NOT BEEN MODIFIED TO SK172-16, ALSO ORDER ONE 0511248-1 SPRING &amp; INSTALL IN ACCORDANCE WITH INSTRUCTIONS OF SK172-16.</p> <p>A---172 SERIAL 17249545 THRU 17250572<br/> P172 SERIAL P17257120 THRU P17257188<br/> F172 SERIAL F172-0001 THRU F172-0018<br/> FP172 SERIAL FP172-0001 THRU FP172-0003</p> <p>B---172 SERIAL 17250573 THRU 17251822<br/> F172 SERIAL F172-0019 THRU F172-0085</p> <p>C---172 SERIAL 17251823 THRU 17253392<br/> F172 SERIAL F172-0086 THRU F172-0179</p> <p>D---172 SERIAL 17249545 THRU 17251822<br/> F172 SERIAL F172-0001 THRU F172-0085<br/> P172 SERIAL P17257120 THRU P17257188<br/> FP172 SERIAL FP172-0001 THRU FP172-0003</p> <p>E---172 SERIAL 17249545 THRU 17253392<br/> F172 SERIAL F172-0001 THRU F172-0179<br/> P172 SERIAL P17257120 THRU P17257188<br/> FP172 SERIAL FP172-0001 THRU FP172-0003</p> |             |             |   |   |   |   |   |   |                |                |



| FIGURE AND INDEX NO. | PART NUMBER  | DESCRIPTION                                      | UNITS PER ASSY | USABLE ON CODE |
|----------------------|--------------|--|----------------|----------------|
| 75 -                 |              | CABIN DOOR ASSEMBLY--RH -----<br>ATTACHING PARTS | NP             | A              |
| - 1                  | AN520-10R8   | SCREW -----                                      | 3              |                |
| - 2                  | AN520-10R8   | SCREW -----                                      | 2              |                |
| - 3                  | MS21044N3    | NUT -----  | 5              |                |
|                      |              | -----*   |                |                |
| - 4                  | 0500251-6 #  | PANEL ASSEMBLY--UPHOLSTERY -----                 | 1              | B              |
|                      | 0500258-6 #  | PANEL ASSEMBLY--UPHOLSTERY -----                 | 1              | C              |
|                      | 0500258-30 # | PANEL ASSEMBLY--UPHOLSTERY -----                 | 1              | D              |
|                      | 0500258-6 #  | PANEL ASSEMBLY--UPHOLSTERY -----                 | 1              | D              |
|                      | 0514009-6 #  | PANEL ASSEMBLY--UPHOLSTERY -----                 | 1              | E              |
|                      | 0514039-6 #  | PANEL ASSEMBLY--UPHOLSTERY -----                 | 1              | H              |
|                      | 0514059-6 #  | PANEL ASSEMBLY--UPHOLSTERY -----                 | 1              | P              |
|                      | 0514073-6 #  | PANEL ASSEMBLY--UPHOLSTERY -----                 | 1              | V              |
|                      | 0515004-4 #  | PANEL ASSEMBLY--UPHOLSTERY -----                 | 1              | X              |
|                      | 0515005-4 #  | PANEL ASSEMBLY--UPHOLSTERY -----                 | 1              | Y              |
| - 5                  | 807          | FASTENER--UPHOLSTERY AJV -----                   | 17             | Z              |
|                      | S1881-1      | FASTENER--UPHOLSTERY -----                       | 17             | H              |
|                      | S1933-1      | FASTENER--UPHOLSTERY -----                       | 17             | AA             |
| - 6                  | 0711027-1    | HANDLE--INSIDE DOOR -----                        | 1              | F              |
| - 6A                 | 0511189-1    | CLIP--DOOR HANDLE -----                          | 1              |                |
| - 6B                 | 1211250-7    | HANDLE--INSIDE DOOR -----                        | 1              | G              |
|                      | 1211251-1    | INSERT--DOOR HANDLE -----                        | 1              |                |
| - 6C                 | 0517006-2    | HANDLE--INSIDE DOOR -----                        | 1              | W              |
| - 7                  | 0700166-2    | PLACARD--DOOR HANDLE -----                       | 1              | L              |
| - 7A                 | 1705015-2    | PLACARD--DOOR HANDLE -----                       | 1              | M              |
| - 7B                 | 1211836-1    | WASHER -----                                     | 1              | J              |
| - 8                  | 0511189-2    | ESCUTCHEON -----                                 | 1              | L              |
|                      | 0511460-10   | STRUCTURE ASSEMBLY--CABIN DOOR RH -----          | 1              | Z              |
|                      | 0511460-34   | STRUCTURE ASSEMBLY--CABIN DOOR RH -----          | 1              | H              |
|                      | 0511460-50   | STRUCTURE ASSEMBLY--CABIN DOOR RH -----          | 1              | K              |
|                      | 0511803-14   | STRUCTURE ASSEMBLY--CABIN DOOR RH -----          | 1              | T              |
| - 9                  | 0511463-1    | CLIP--UPHOLSTERY -----                           | 2              |                |
|                      |              | ATTACHING PARTS                                  |                |                |
| -10                  | S102174-4    | SCREW -----                                      | 2              |                |
|                      |              | -----*   |                |                |
| -11                  | S1346-1      | SEAL 144 IN LG BULK ITEM REF S1346-1-144 -----   | 1              |                |
| -12                  | 0511461-1    | REINFORCEMENT--DOOR HINGE -----                  | 1              |                |
| -13                  | 0511464-1    | ANGLE--DOOR REINFORCEMENT -----                  | 1              |                |
|                      | 0511280-2    | HINGE ASSEMBLY--DOOR UPPER RIGHT -----           | 1              |                |
| -14                  | 0511237-2    | HINGE HALF ASSEMBLY -----                        | 1              |                |
| -15                  | 0511238-2    | HINGE HALF ASSEMBLY -----                        | 1              |                |
| -16                  | 0711001-59   | PIN--HINGE -----                                 | 1              |                |
| -17                  | 0511280-4    | HINGE ASSEMBLY--DOOR LOWER RIGHT -----           | 1              |                |
| -18                  | 0511467-1    | BRACE--HINGE UPPER -----                         | 1              |                |
| -19                  | A1663-022-1  | LATCH--DOOR STOP TIN -----                       | 1              |                |
| -20                  | SEE FIG 78   | LATCH ASSEMBLY--DOOR -----                       | 1              |                |
|                      |              | ATTACHING PARTS                                  |                |                |
| -21                  | AN525-832R6  | SCREW -----                                      | 9              |                |
|                      | S102176-6    | SCREW -----                                      | 11             |                |
|                      | NAS488-1-3   | NUT -----  | 11             |                |
| -21A                 | AN936B6      | WASHER -----                                     | 18             |                |
|                      |              | -----*   |                |                |
| -22                  | 1210040-10   | RETAINER--WINDOW -----                           | 1              |                |
| -23                  | 1210040-23   | GLASS ASSEMBLY--WINDOW -----                     | 1              |                |
|                      | 1210040-8    | GLASS ASSEMBLY--WINDOW TINTED -----              | 1              |                |
| -24                  | 0711125-1    | BRACKET--ARMREST FORWARD -----                   | 1              | N              |
|                      | 0711125-2    | BRACKET--ARMREST AFT -----                       | 1              | N              |
|                      | 0711125-6    | BRACKET ASSEMBLY--ARMREST FWD -----              | 1              | K              |
|                      | 0711125-5    | BRACKET ASSEMBLY--ARMREST AFT -----              | 1              | K              |
|                      | 0511804-2    | BRACKET ASSEMBLY--ARMREST -----                  | 1              | T              |
|                      | NAS680A3     | NUT -----  | 2              | T              |

CONTINUED ON NEXT PAGE

Door & Window (Cont)



172 SERIAL 17253393 THRU 17263458  
F172 SERIAL F172-0180 THRU F17201234

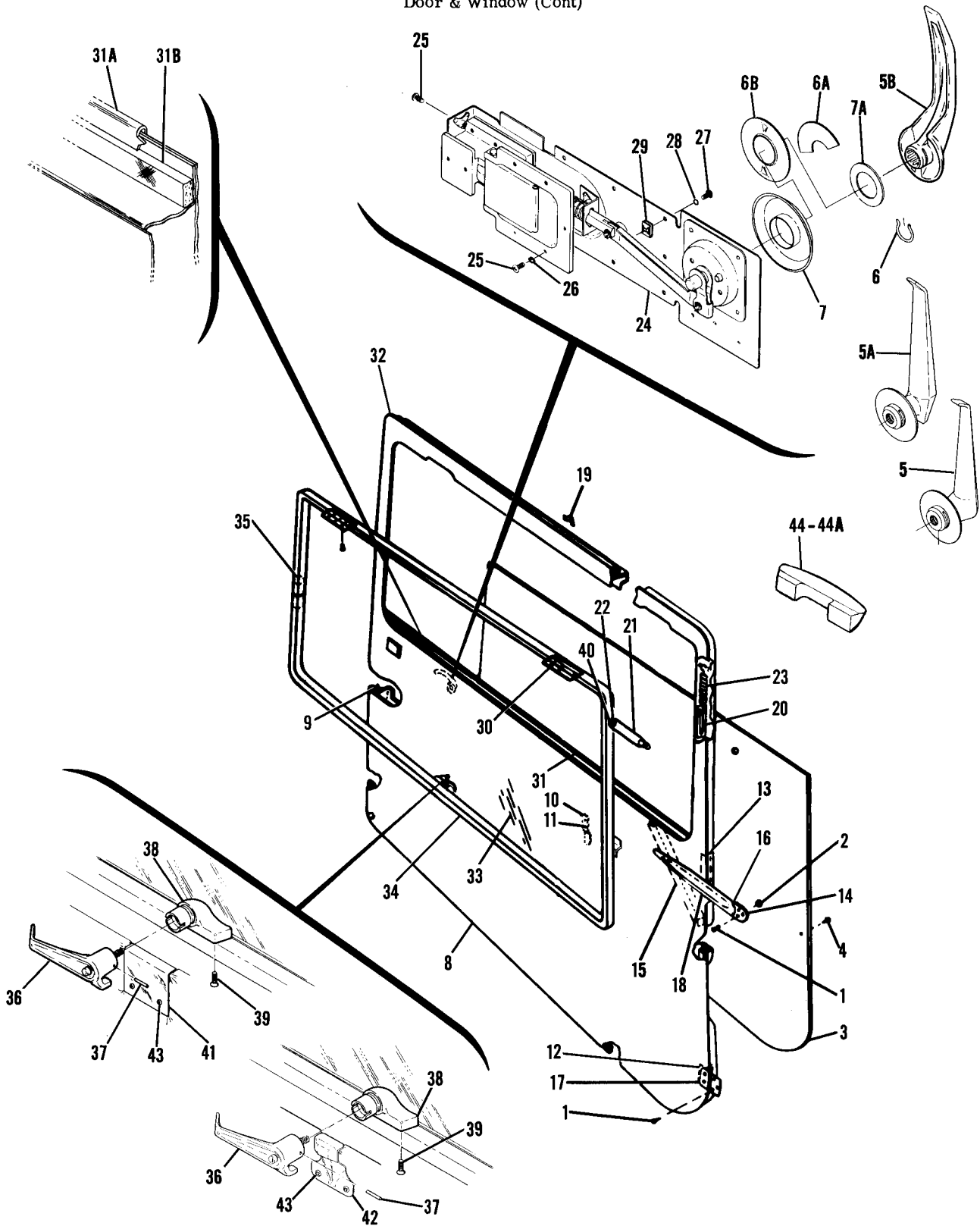
Figure 75. Right Cabin Door Assembly





| FIGURE AND INDEX NO.   | PART NUMBER | DESCRIPTION                |                       |                        |   |   |   |   | UNITS PER ASSY | USABLE ON CODE |   |
|--|-------------|----------------------------|-----------------------|------------------------|---|---|---|---|----------------|----------------|---|
|  |             | 1                          | 2                     | 3                      | 4 | 5 | 6 | 7 |                |                |   |
| 75 -25   | 1414082-18  | ARMREST ASSEMBLY -----     |                       |                        |   |   |   |   | 1              | U              |   |
|  | 1414082-20  | ARMREST ASSEMBLY -----     |                       |                        |   |   |   |   | 1              | S              |   |
|  | NAS221-17   | ATTACHING PARTS -----      |                       |                        |   |   |   |   | 2              | AB             |   |
|  | S1021Z10-20 | SCREW -----                |                       |                        |   |   |   |   | 2              | AC             |   |
|  | NAS396-7    | NUT -----                  |                       |                        |   |   |   |   | 2              | AC             |   |
|  | AN520-10R20 | SCREW -----                |                       |                        |   |   |   |   | 2              | S              |   |
|  | -----*      |                            |                       |                        |   |   |   |   |                |                |   |
|  | 1414082-13  | PAD ASSEMBLY-ARMREST ----- |                       |                        |   |   |   |   | 1              | U              |   |
|  | 1414082-21  | PAD ASSEMBLY-ARMREST ----- |                       |                        |   |   |   |   | 1              | S              |   |
|  | -26         | 0514078-5                  | #                     | ARMREST ASSEMBLY ----- |   |   |   |   | 1              | R              |   |
|  |             | 0715039-2                  | #                     | ARMREST ASSEMBLY ----- |   |   |   |   | 1              | Y              |   |
|  |             |                            | ATTACHING PARTS ----- |                        |   |   |   |   |                |                |   |
|  |             |                            | SCREW -----           |                        |   |   |   |   |                | 2              | R |
|  |             |                            | SCREW -----           |                        |   |   |   |   |                | 2              | Y |
|  |             | -----*                     |                       |                        |   |   |   |   |                |                |   |
| <p>NOTE. #THIS PART MUST HAVE A SECOND DASH NUMBER ADDED TO DENOTE COLOR. REFER TO HOW TO ORDER UPHOLSTERED PARTS-PAGE XVIII.</p> <p>A---172 SERIAL 17253393 THRU 17263458<br/>           F172 SERIAL F172-0180 THRU F17201234<br/>           B---172 SERIAL 17253393 THRU 17254892<br/>           F172 SERIAL F172-0180 THRU F172-0319<br/>           C---172 SERIAL 17254893 THRU 17256512<br/>           F172 SERIAL F172-0320 THRU F172-0559<br/>           D---172 SERIAL 17256513 THRU 17257161<br/>           E---172 SERIAL 17257162 THRU 17258486<br/>           F172 SERIAL F172-0560 THRU F172-0654<br/>           F---172 SERIAL 17253393 THRU 17257161<br/>           F172 SERIAL F172-0180 THRU F17200904<br/>           G---172 SERIAL 17257162 THRU 17260758<br/>           H---172 SERIAL 17258487 THRU 17259223<br/>           F172 SERIAL F17200655 THRU F17200754<br/>           J---172 SERIAL 17258810 THRU 17263458<br/>           F172 SERIAL F17200680 THRU F17201234<br/>           K---172 SERIAL 17259224 THRU 17259903<br/>           F172 SERIAL F17200755 THRU F17201234<br/>           L---172 SERIAL 17253393 THRU 17257161<br/>           F172 SERIAL F172-0180 THRU F172-0654<br/>           M---172 SERIAL 17257162 THRU 17263458<br/>           F172 SERIAL F17200655 THRU F17201234<br/>           N---172 SERIAL 17253393 THRU 17259223<br/>           F172 SERIAL F172-0180 THRU F17200754<br/>           P---172 SERIAL 17259224 THRU 17259903<br/>           F172 SERIAL F17200755 THRU F17200804<br/>           R---172 SERIAL 17259904 THRU 17261898<br/>           F172 SERIAL F17200805 THRU F17201034<br/>           S---172 SERIAL 17257162 THRU 17259903<br/>           F172 SERIAL F17200755 THRU F17200804<br/>           T---172 SERIAL 17259904 THRU 17263458<br/>           U---172 SERIAL 17253393 THRU 17257161<br/>           F172 SERIAL F172-0180 THRU F17200754<br/>           V---172 SERIAL 17259904 THRU 17260758<br/>           F172 SERIAL F17200805 THRU F17200904<br/>           W---172 SERIAL 17260759 THRU 17263458<br/>           F172 SERIAL F17200905 THRU F17201234<br/>           X---172 SERIAL 17260759 THRU 17261898<br/>           F172 SERIAL F17200905 THRU F17201034<br/>           Y---172 SERIAL 17261899 THRU 17263458<br/>           F172 SERIAL F17201035 THRU F17201234<br/>           Z---172 SERIAL 17253393 THRU 17258486<br/>           F172 SERIAL F172-0180 THRU F172-0654<br/>           AA---172 SERIAL 17259224 THRU 17263458<br/>           F172 SERIAL F17200755 THRU F17201234<br/>           AB---172 SERIAL 17253393 THRU 17256512<br/>           F172 SERIAL F172-0180 THRU F172-0559<br/>           AC---172 SERIAL 17256513 THRU 17257161<br/>           F172 SERIAL F172-0560 THRU F17200754</p> |             |                            |                       |                        |   |   |   |   |                |                |   |

Door & Window (Cont)



172 SERIAL 17256513 THRU 17263458  
Figure 76. Right Cabin Door Assembly-Openable Window

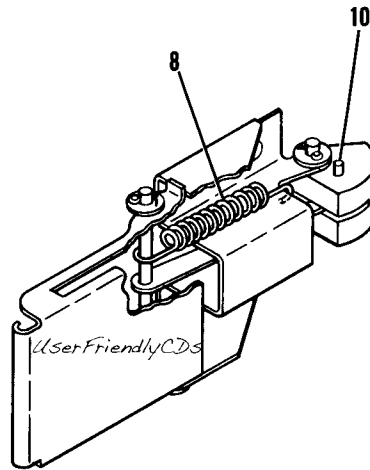
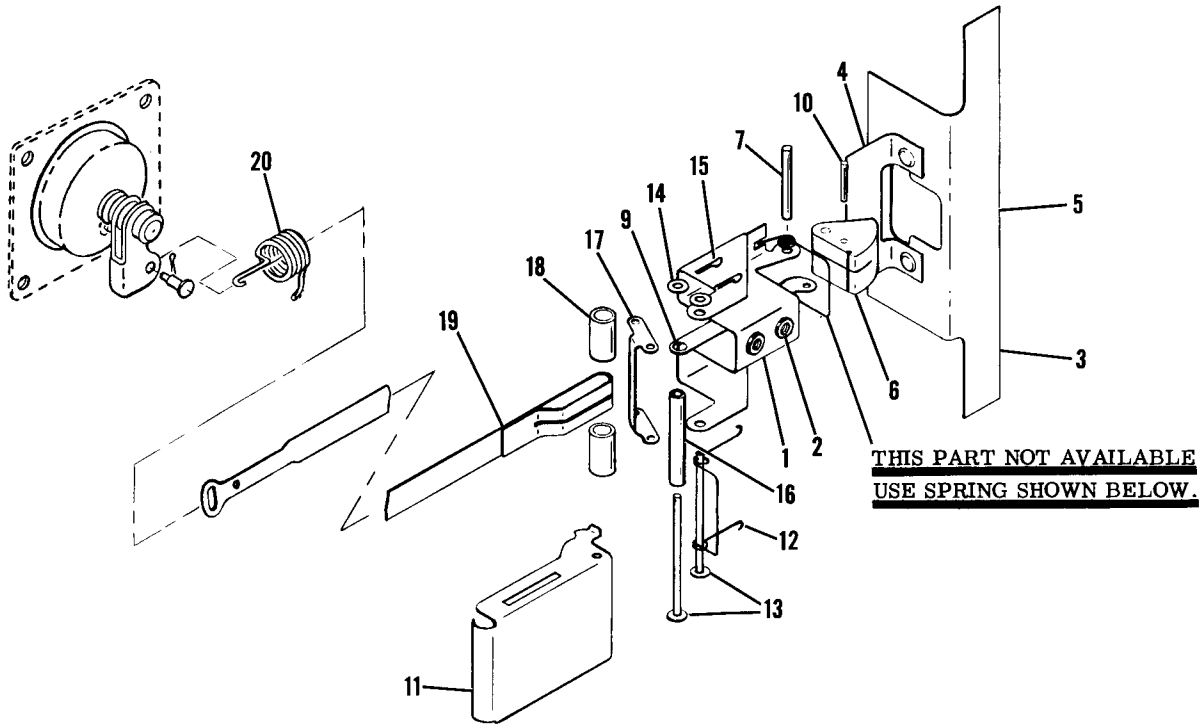
| FIGURE AND INDEX NO. | PART NUMBER |   | DESCRIPTION                                | UNITS PER ASSY | USABLE ON CODE |
|----------------------|-------------|---|--|----------------|----------------|
| 76 -                 |             |   | CABIN DOOR ASSEMBLY-RH OPENABLE WINDOW     | NP             | A              |
|                      |             |   | ATTACHING PARTS                            |                |                |
| - 1                  | AN520-10R8  |   | SCREW                                      | 5              |                |
| - 2                  | MS21044N3   |   | NUT  | 5              |                |
|                      |             |   | -----*                                     |                |                |
| - 3                  | 0500258-40  | # | PANEL ASSEMBLY-UPHOLSTERY 172 ONLY         | 1              | B              |
|                      | 0500258-41  | # | PANEL ASSEMBLY-UPHOLSTERY SKYHAWK ONLY     | 1              | B              |
|                      | 0514009-16  | # | PANEL ASSEMBLY-UPHOLSTERY                  | 1              | F              |
|                      | 0514039-16  | # | PANEL ASSEMBLY-UPHOLSTERY                  | 1              | G              |
|                      | 0514059-17  | # | PANEL ASSEMBLY-UPHOLSTERY                  | 1              | J              |
|                      | 0514073-17  | # | PANEL ASSEMBLY-UPHOLSTERY                  | 1              | X              |
|                      | 0515004-18  | # | PANEL ASSEMBLY-UPHOLSTERY                  | 1              | AB             |
|                      | 0515005-16  | # | PANEL ASSEMBLY-UPHOLSTERY                  | 1              | AC             |
|                      | S1881-1     |   | FASTENER-UPHOLSTERY                        | 17             | G              |
|                      | S1933-1     |   | FASTENER-UPHOLSTERY                        | 17             | AD             |
| - 4                  | 807         |   | FASTENER-UPHOLSTERY AUV                    | 17             | V              |
| - 5                  | 0711027-1   |   | HANDLE-INSIDE DOOR                         | 1              | D              |
| - 5A                 | 1211250-7   |   | HANDLE-INSIDE DOOR                         | 1              | P              |
|                      | 1211251-1   |   | INSERT-DOOR HANDLE                         | 1              | C              |
| - 5B                 | 0517006-2   |   | HANDLE-INSIDE DOOR                         | 1              | Y              |
| - 6                  | 0511189-1   |   | CLIP-DOOR HANDLE                           | 1              |                |
| - 6A                 | 0700166-2   |   | PLACARD-DOOR HANDLE                        | 1              | K              |
| - 6B                 | 0511189-2   |   | ESCUTCHEON                                 | 1              | K              |
| - 7                  | 1705015-2   |   | PLACARD-DOOR HANDLE                        | 1              | L              |
| - 7A                 | 1211836-1   |   | WASHER                                     | 1              | M              |
| - 8                  | 0511460-200 |   | STRUCTURE ASSEMBLY-CABIN DOOR RH           | 1              | B              |
|                      | 0511460-201 |   | STRUCTURE ASSEMBLY-CABIN DOOR RH           | 1              | H              |
|                      | 0511460-202 |   | STRUCTURE ASSEMBLY-CABIN DOOR RH           | 1              | G              |
|                      | 0511460-203 |   | STRUCTURE ASSEMBLY-CABIN DOOR RH           | 1              | T              |
|                      | 0511803-2   |   | STRUCTURE ASSEMBLY-CABIN DOOR RH           | 1              | U              |
| - 9                  | S1346-1     |   | SEAL 144 IN LG BULK ITEM REF S1346-1-144   | 1              |                |
| -10                  | 0511463-1   |   | CLIP-UPHOLSTERY RETAINER                   | 2              |                |
|                      |             |   | ATTACHING PARTS                            |                |                |
| -11                  | S102124-4   |   | SCREW                                      | 2              |                |
|                      |             |   | -----*                                     |                |                |
|                      | 0511804-2N  |   | BRACKET ASSEMBLY-ARMREST                   | 1              | R              |
|                      | NAS680A3    |   | NUT  | 2              | R              |
| -12                  | 0511461-1   |   | REINFORCEMENT-DOOR HINGE                   | 1              |                |
| -13                  | 0511464-1   |   | ANGLE-DOOR REINFORCEMENT                   | 1              |                |
|                      | 0511280-2   |   | HINGE ASSEMBLY-DOOR UPPER RH               | 1              |                |
| -14                  | 0511237-2   |   | HINGE HALF ASSEMBLY                        | 1              |                |
| -15                  | 0511238-2   |   | HINGE HALF ASSEMBLY                        | 1              |                |
| -16                  | 0711001-59  |   | PIN-HINGE                                  | 1              |                |
| -17                  | 0511280-4   |   | HINGE ASSEMBLY-DOOR LOWER RH               | 1              |                |
| -18                  | 0511469-2   |   | BRACKET-HINGE UPPER                        | 1              |                |
| -19                  | A1663-022-1 |   | CATCH-DOOR STOP TIN                        | 1              |                |
| -20                  | 0711021-1   |   | PLATE                                      | 1              |                |
| -21                  | 0711021-11  |   | ARM ASSEMBLY ALSO ORDER 0711021-12 SPACER  | 1              |                |
|                      |             |   | ATTACHING PARTS                            |                |                |
| -22                  | AN525-10R8  |   | SCREW                                      | 1              |                |
|                      | 0711021-12  |   | SPACER                                     | 1              |                |
|                      |             |   | -----*                                     |                |                |
| -23                  | 0711021-9   |   | SPRING                                     | 1              |                |
| -24                  | SEE FIG 78  |   | LATCH ASSEMBLY-DOOR                        | 1              |                |
|                      |             |   | ATTACHING PARTS                            |                |                |
| -25                  | AN525-832R6 |   | SCREW                                      | 9              |                |
| -26                  | AN936A8     |   | WASHER                                     | 7              |                |
| -27                  | S102126-6   |   | SCREW                                      | 11             |                |
| -28                  | AN936B6     |   | WASHER                                     | 11             |                |
| -29                  | NAS395-5-3  |   | NUT  | 10             |                |
|                      | NAS488-1-3  |   | NUT  | 1              |                |
|                      |             |   | -----*                                     |                |                |
| -30                  | 0511185-9   |   | HINGE ASSEMBLY-WINDOW                      | 2              | V              |
|                      | 0511185-7   |   | HINGE ASSEMBLY-WINDOW                      | 2              | W              |
| -31                  | S1378-2     |   | SEAL 84.0 IN LG BULK ITEM REF S1378-2-84.0 | 1              | Z              |
| -31A                 | S2195-1     |   | TRIM 84.0 IN LG BKI REF S2195-1-84.0       | 1              | AA             |
| -31B                 | S2108-1     |   | SEAL 84.0 IN LG BKI REF S2108-1-84.0       | 1              | AA             |

CONTINUED ON NEXT PAGE

| FIGURE AND INDEX NO.  | PART NUMBER    | DESCRIPTION                   |         |           |              |       |   |   | UNITS PER ASSY | USABLE ON CODE |
|---|----------------|-------------------------------|---------|-----------|--------------|-------|---|---|----------------|----------------|
|   |                | 1                             | 2       | 3         | 4            | 5     | 6 | 7 |                |                |
| 76 -32  | S1081-1 *      | SEAL                          | * IN LG | BULK ITEM | REF S1081-1* | ----- |   |   | AR             |                |
|   | 0711050-20     | WINDOW ASSEMBLY-DOOR RH       |         |           |              | ----- |   |   | 1              | B              |
|   | 0711050-24     | WINDOW ASSEMBLY-DOOR RH       |         |           |              | ----- |   |   | 1              | C              |
| -33   | 0711051-1      | GLASS ASSEMBLY-WINDOW         |         |           |              | ----- |   |   | 1              |                |
|   | 0711051-2      | GLASS ASSEMBLY-WINDOW         | TINTED  |           |              | ----- |   |   | 1              |                |
|   | 0711051-5      | SEAL                          |         |           |              | ----- |   |   | 1              |                |
| -34   | 0711050-6      | FRAME-WINDOW RH               |         |           |              | ----- |   |   | 1              |                |
| -35   | 0711050-7      | SPLICE TUBE                   |         |           |              | ----- |   |   | 1              |                |
|   | CR763-4-4      | ATTACHING PARTS               |         |           |              | ----- |   |   |                |                |
|   |                | RIVET                         | CY      |           |              | ----- |   |   | 6              |                |
|   |                | -----*                        |         |           |              |       |   |   |                |                |
| -36   | S1483-1        | HANDLE-WINDOW                 |         |           |              | ----- |   |   | 1              |                |
|   |                | ATTACHING PARTS               |         |           |              | ----- |   |   |                |                |
| -37   | NAS561P3-8     | ROLL PIN                      |         |           |              | ----- |   |   | 1              |                |
|   |                | -----*                        |         |           |              |       |   |   |                |                |
| -38   | 1411202-201    | BRACKET ASSEMBLY-WINDOW LATCH |         |           |              | ----- |   |   | 1              |                |
|   |                | ATTACHING PARTS               |         |           |              | ----- |   |   |                |                |
| -39   | NAS514P1032-14 | SCREW                         |         |           |              | ----- |   |   | 2              |                |
|   | NAS43HT3-34    | SPACER                        |         |           |              | ----- |   |   | 2              |                |
|   |                | -----*                        |         |           |              |       |   |   |                |                |
| -40   | S1613-3-75     | RIVNUT                        |         |           |              | ----- |   |   | 1              |                |
| -41   | 0711021-7      | PLATE-STRIKER                 |         |           |              | ----- |   |   | 1              | B              |
| -42   | 0517002-1      | PLATE-STRIKER                 |         |           |              | ----- |   |   | 1              | C              |
|   |                | ATTACHING PARTS               |         |           |              | ----- |   |   |                |                |
| -43   | S1021Z8-8      | SCREW                         |         |           |              | ----- |   |   | 2              |                |
|   |                | -----*                        |         |           |              |       |   |   |                |                |
| -44   | 1414082-18     | ARMREST ASSEMBLY              |         |           |              | ----- |   |   | 1              | S              |
|   | 1414082-20     | ARMREST ASSEMBLY              |         |           |              | ----- |   |   | 1              | E              |
| -44A  | 0514078-5      | ARMREST ASSEMBLY              |         |           |              | ----- |   |   | 1              | AE             |
|   | 0715039-2      | ARMREST ASSEMBLY              |         |           |              | ----- |   |   | 1              | AC             |
|   |                | ATTACHING PARTS               |         |           |              | ----- |   |   |                |                |
|   | S1021Z10-20    | SCREW                         |         |           |              | ----- |   |   | 2              | S              |
|   | NAS396-7       | NUT                           |         |           |              | ----- |   |   | 2              | S              |
|   | AN520-10R20    | SCREW                         |         |           |              | ----- |   |   | 2              | AF             |
|   | AN520-10R12    | SCREW                         |         |           |              | ----- |   |   | 2              | AC             |
|   |                | -----*                        |         |           |              |       |   |   |                |                |
| <p>NOTE. *THIS PART IS TO BE USED AS A BACK-UP SEAL FOR PRESENT DOOR SEAL AS REQUIRED ON OUTER DOOR CORNERS.</p> <p>NOTE. #THIS PART MUST HAVE A SECOND DASH NUMBER ADDED TO DENOTE COLOR. REFER TO HOW TO ORDER UPHOLSTERED PARTS-PAGE XVIII.</p> <p>A---172 SERIAL 17256513 THRU 17263458<br/>           F172 SERIAL F172-0560 THRU F17201234<br/>           B---172 SERIAL 17256513 THRU 17257161<br/>           C---172 SERIAL 17257162 THRU 17263458<br/>           F172 SERIAL F172-0560 THRU F17201234<br/>           D---172 SERIAL 17256513 THRU 17257161<br/>           F172 SERIAL F172-0560 THRU F17200904<br/>           E---172 SERIAL 17257162 THRU 17259903<br/>           F172 SERIAL F17200755 THRU F17200804<br/>           F---172 SERIAL 17257162 THRU 17258486<br/>           F172 SERIAL F172-0560 THRU F172-0654<br/>           G---172 SERIAL 17258487 THRU 17259223<br/>           F172 SERIAL F172-0655 THRU F17200754<br/>           H---172 SERIAL 17257162 THRU 17258486<br/>           F172 SERIAL F172-0560 THRU F172-0654<br/>           J---172 SERIAL 17259224 THRU 17259903<br/>           F172 SERIAL F17200755 THRU F17200804<br/>           K---172 SERIAL 17256513 THRU 17257161<br/>           F172 SERIAL F172-0560 THRU F172-0654<br/>           L---172 SERIAL 17257162 THRU 17263458<br/>           F172 SERIAL F17200655 THRU F17201234<br/>           M---172 SERIAL 17258810 THRU 17263458<br/>           F172 SERIAL F17200680 THRU F17201234<br/>           P---172 SERIAL 17257162 THRU 17260758</p> |                |                               |         |           |              |       |   |   |                |                |
| <p>CONTINUED ON NEXT PAGE</p>   |                |                               |         |           |              |       |   |   |                |                |

| FIGURE AND INDEX NO. | PART NUMBER | DESCRIPTION  | UNITS PER ASSY | USABLE ON CODE |
|----------------------|-------------|--|----------------|----------------|
| 76 -                 |             | <p style="text-align: center;"><b>1 2 3 4 5 6 7</b></p> <p>R---172 SERIAL 17259904 THRU 17263458<br/> F172 SERIAL F17200805 THRU F17201234<br/> S---172 SERIAL 17256513 THRU 17257161<br/> F172 SERIAL F172-0560 THRU F17200754<br/> T---172 SERIAL 17259224 THRU 17259903<br/> F172 SERIAL F17200755 THRU F17201234<br/> U---172 SERIAL 17259904 THRU 17263458<br/> V---172 SERIAL 17256513 THRU 17258486<br/> F172 SERIAL F172-0560 THRU F172-0654<br/> W---172 SERIAL 17258487 THRU 17263458<br/> F172 SERIAL F172-0655 THRU F17201234<br/> X---172 SERIAL 17259904 THRU 17260758<br/> F172 SERIAL F17200805 THRU F17200904<br/> Y---172 SERIAL 17260759 THRU 17263458<br/> F172 SERIAL F17200905 THRU F17201234<br/> Z---172 SERIAL 17256513 THRU 17261729<br/> F172 SERIAL F172-0560 THRU F17201034<br/> AA---172 SERIAL 17261730 THRU 17263458<br/> F172 SERIAL F17201035 THRU F17201234<br/> AB---172 SERIAL 17260759 THRU 17261898<br/> F172 SERIAL F17200905 THRU F17201034<br/> AC---172 SERIAL 17261899 THRU 17263458<br/> F172 SERIAL F17201035 THRU F17201234<br/> AD---172 SERIAL 17259224 THRU 17263458<br/> F172 SERIAL F17200755 THRU F17201234<br/> AE---172 SERIAL 17259904 THRU 17261898<br/> F172 SERIAL F17200805 THRU F17201034<br/> AF---172 SERIAL 17257162 THRU 17261898<br/> F172 SERIAL F17200755 THRU F17201034</p> |                |                |

Door & Window (Cont)

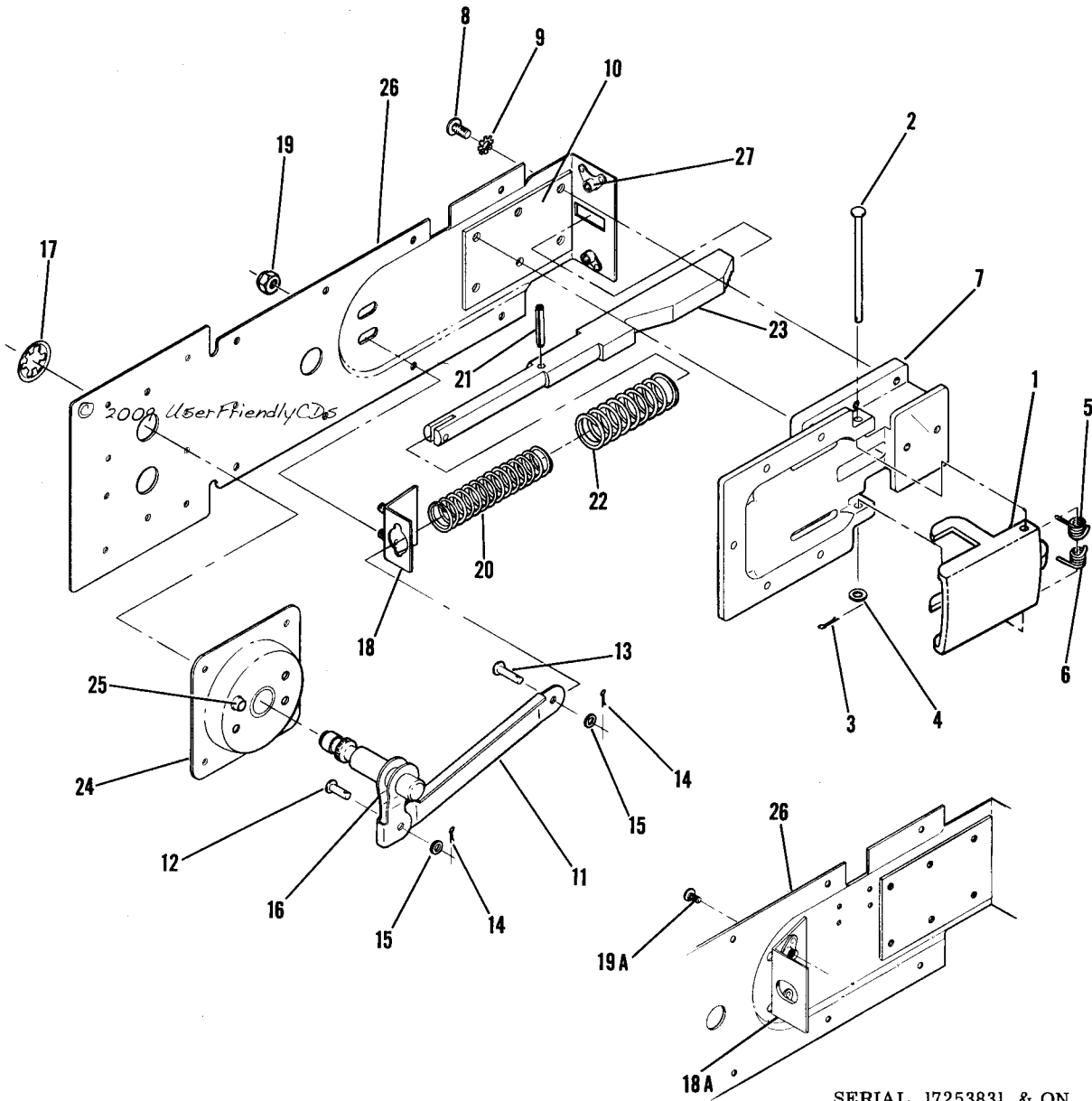


**172 SERIAL 17249545 THRU 17253392**  
**P172 SERIAL P17257120 THRU P17257188**

Figure 77. Cabin Door Latch Assembly

| FIGURE AND INDEX NO.  | PART NUMBER    | 1  | 2 | 3 | 4 | 5 | 6 | 7 | DESCRIPTION                                      | UNITS PER ASSY | USABLE ON CODE |
|---|----------------|----|---|---|---|---|---|---|--|----------------|----------------|
| 77 -  | 0511112-18     | *  |   |   |   |   |   |   | LATCH ASSEMBLY-DOOR -----                        | 1              | C              |
| - 1   | 0511112-13     |    |   |   |   |   |   |   | HOUSING ASSEMBLY -----                           | 1              |                |
| - 2   | S10K75         |    |   |   |   |   |   |   | RIVNUT-HOUSING GD -----                          | 4              |                |
| - 3   | 0511112-15     |    |   |   |   |   |   |   | BRACKET ASSEMBLY-DOOR LATCH -----                | 1              |                |
| - 4   | 0511112-4      |    |   |   |   |   |   |   | BRACKET-LATCH -----                              | 1              |                |
| - 5   | 0511112-14     |    |   |   |   |   |   |   | PLATE-LATCH -----                                | 1              |                |
| - 6   | 0411552        |    |   |   |   |   |   |   | CATCH WHEN EXHAUSTED USE 0411552-2 -----         | 1              |                |
|   | 0411552-2      | ** |   |   |   |   |   |   | CATCH -----                                      | 1              | A<br>B         |
|   |                |    |   |   |   |   |   |   | ATTACHING PARTS                                  |                |                |
| - 7   | MS20253-5      |    |   |   |   |   |   |   | PIN 1.00 IN LG BULK ITEM REF MS20253-5-100 ----- | 1              |                |
| - 8   | 0411567-2      | ** |   |   |   |   |   |   | SPRING -----                                     | 1              |                |
|   |                |    |   |   |   |   |   |   | -----*   |                |                |
| - 9   | 0511298-1      |    |   |   |   |   |   |   | PULL BAR -----                                   | 1              |                |
|   |                |    |   |   |   |   |   |   | ATTACHING PARTS                                  |                |                |
| -10   | MS20253-2      |    |   |   |   |   |   |   | PIN 0.75 IN LG BULK ITEM REF MS20253-2-75 -----  | 1              |                |
|   |                |    |   |   |   |   |   |   | -----*   |                |                |
| -11   | 0411557        |    |   |   |   |   |   |   | HANDLE -----                                     | 1              |                |
|   |                |    |   |   |   |   |   |   | ATTACHING PARTS                                  |                |                |
| -12   | 0511119        |    |   |   |   |   |   |   | SPRING -----                                     | 1              |                |
| -13   | MS20392-1C53   |    |   |   |   |   |   |   | PIN -----  | 2              |                |
| -14   | NAS70A-128-313 |    |   |   |   |   |   |   | WASHER -----                                     | 3              |                |
| -15   | MS24665-132    |    |   |   |   |   |   |   | PIN-COTTER -----                                 | 2              |                |
| -16   | 0511298-2      |    |   |   |   |   |   |   | SPACER -----                                     | 1              |                |
| -17   | 0411559        |    |   |   |   |   |   |   | SPACER -----                                     | 1              |                |
| -18   | NAS43DD3-27    |    |   |   |   |   |   |   | SPACER -----                                     | 2              |                |
|   |                |    |   |   |   |   |   |   | -----*   |                |                |
| -19   | 0411575-11     |    |   |   |   |   |   |   | STRAP -----                                      | 1              |                |
| -20   | 0511248-1      |    |   |   |   |   |   |   | SPRING -----                                     | 1              |                |
| <p>NOTE. *WHEN ORDERING THIS PART FOR AIRPLANES PRIOR TO SERIAL 17250153 OR P17257175 THAT HAVE NOT BEEN MODIFIED TO SK172-16, ALSO ORDER ONE 0511248-1 SPRING &amp; INSTALL IN ACCORDANCE WITH INSTRUCTIONS OF SK172-16.</p> <p>NOTE. **WHEN ORDERING THESE PARTS FOR AIRCRAFT PRIOR TO SERIAL P17257188 OR 17251258 ORDER SK172-16 IN LIEU OF PARTS SHOWN</p> <p>A---172 SERIAL 17250153 THRU 17251257<br/>           B---172 SERIAL 17251258 THRU 17253392<br/>                 F172 SERIAL F172-0001 THRU F172-0179<br/>           C---172 SERIAL 17249545 THRU 17253392<br/>                 F172 SERIAL F172-0001 THRU F172-0179<br/>                 P172 SERIAL P17257120 THRU P17257188<br/>                 FP172 SERIAL FP172-0001 THRU FP172-0003</p> |                |    |   |   |   |   |   |   |  |                |                |

Door & Window (Cont)



172 SERIAL 17253393 THRU 17263458  
F172 SERIAL F172-0180 THRU F17201234

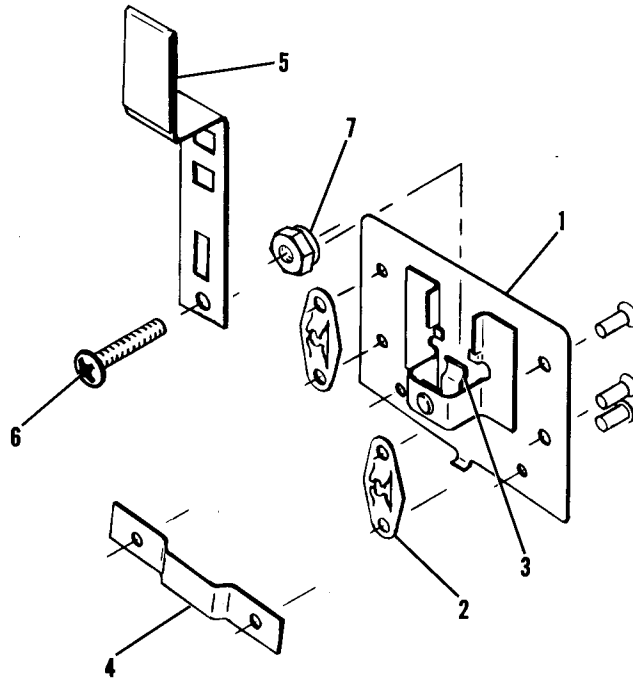
Figure 78. Cabin Door Latch Assembly



| FIGURE AND INDEX NO. | PART NUMBER  | DESCRIPTION   | UNITS PER ASSY | USABLE ON CODE |
|----------------------|--------------|---|----------------|----------------|
|                      |              | <b>1 2 3 4 5 6 7</b>  |                |                |
| 78 -                 | 0511256-1    | LATCH ASSEMBLY-DOOR LH -----  | 1              | A              |
|                      | 0511256-2    | LATCH ASSEMBLY-DOOR RH -----  | 1              | A              |
| - 1                  | 0511259-1    | HANDLE ASSY-DOOR LATCH LH      WHEN EXHAUSTED USE 0417010-2 -----   | 1              | D              |
|                      | 0511259-2    | HANDLE ASSY-DOOR LATCH RH      WHEN EXHAUSTED USE 0417010-2 -----   | 1              | D              |
|                      | 0417010-2    | HANDLE ASSY-DOOR LATCH -----  | 1              | E              |
|                      |              | ATTACHING PARTS   |                |                |
| - 2                  | MS20392-1C67 | PIN -----   | 1              |                |
| - 3                  | MS24665-132  | COTTER PIN -----  | 1              |                |
| - 4                  | AN960-4      | WASHER -----  | 1              |                |
| - 5                  | 0511261-5    | SPRING -----  | 1              |                |
| - 6                  | 0511261-4    | SPRING -----  | 1              |                |
|                      |              | -----*  |                |                |
| - 7                  | 0511258-1    | HOUSING-DOOR LATCH -----  | 1              |                |
|                      |              | ATTACHING PARTS   |                |                |
| - 8                  | AN525-832R6  | SCREW -----   | 6              |                |
| - 9                  | AN936B8      | WASHER -----  | 6              |                |
| -10                  | 0511264-1    | SPACER -----  | 1              |                |
|                      |              | -----*  |                |                |
| -11                  | 1511209-9    | PUSH ROD-DOOR LATCH -----   | 1              |                |
|                      |              | ATTACHING PARTS   |                |                |
| -12                  | MS20392-1C9  | PIN -----   | 1              |                |
| -13                  | MS20392-1C13 | PIN -----   | 1              |                |
| -14                  | MS24665-132  | COTTER PIN -----  | 2              |                |
| -15                  | AN960-4      | WASHER -----  | 2              |                |
|                      |              | -----*  |                |                |
| -16                  | 1511212-6    | SHAFT ASSEMBLY-DOOR LATCH LH -----  | 1              |                |
|                      | 1511212-5    | SHAFT ASSEMBLY-DOOR LATCH RH -----  | 1              |                |
|                      |              | ATTACHING PARTS   |                |                |
| -17                  | S1631-8      | RETAINING KING -----  | 1              |                |
|                      |              | -----*  |                |                |
| -18                  | 0511265-1    | SUPPORT-BOLT -----  | 1              | B              |
| -18A                 | 0511266-1    | SUPPORT ASSEMBLY-BOLT -----   | 1              | C              |
|                      |              | ATTACHING PARTS   |                |                |
| -19                  | AN340-8      | NUT -----   | 2              | B              |
| -19A                 | AN525-832R7  | SCREW -----   | 2              | C              |
|                      |              | -----*  |                |                |
| -20                  | 0511261-3    | SPRING-BOLT -----   | 1              |                |
| -21                  | NAS561-3-14  | ROLL PIN -----  | 1              |                |
| -22                  | 0511261-2    | SPRING -----  | 1              |                |
| -23                  | 0511260-1    | BOLT-DOOR LATCH LH -----  | 1              |                |
|                      | 0511260-2    | BOLT-DOOR LATCH RH -----  | 1              |                |
| -24                  | 0413195-5    | PLATE ASSEMBLY -----  | 1              |                |
| -25                  | A6-75        | RIVNUT      GD -----  | 1              |                |
| -26                  | 0511257-1    | PLATE ASSEMBLY-MOUNTING -----   | 1              |                |
| -27                  | NAS698A08    | NUTPLATE -----  | 2              |                |
|                      |              | NOTE. *WHEN ORDERING THIS PART PRIOR TO SERIAL<br>17253381 OR F172-0304 ALSO ORDER 0511266-1<br>SUPPORT ASSEMBLY. |                |                |
|                      |              | A---172 SERIAL 17253393 THRU 17263458<br>F172 SERIAL F172-0180 THRU F17201234                                     |                |                |
|                      |              | B---172 SERIAL 17253393 THRU 17253830<br>F172 SERIAL F172-0180 THRU F172-0303                                     |                |                |
|                      |              | C---172 SERIAL 17253831 THRU 17263458<br>F172 SERIAL F172-0304 THRU F17201234                                     |                |                |
|                      |              | D---172 SERIAL 17253393 THRU 17256512<br>F172 SERIAL F172-0180 THRU F172-0479                                     |                |                |
|                      |              | E---172 SERIAL 17256513 THRU 17263458<br>F172 SERIAL F172-0480 THRU F17201234                                     |                |                |

This page intentionally left blank.

Door & Window (Cont)



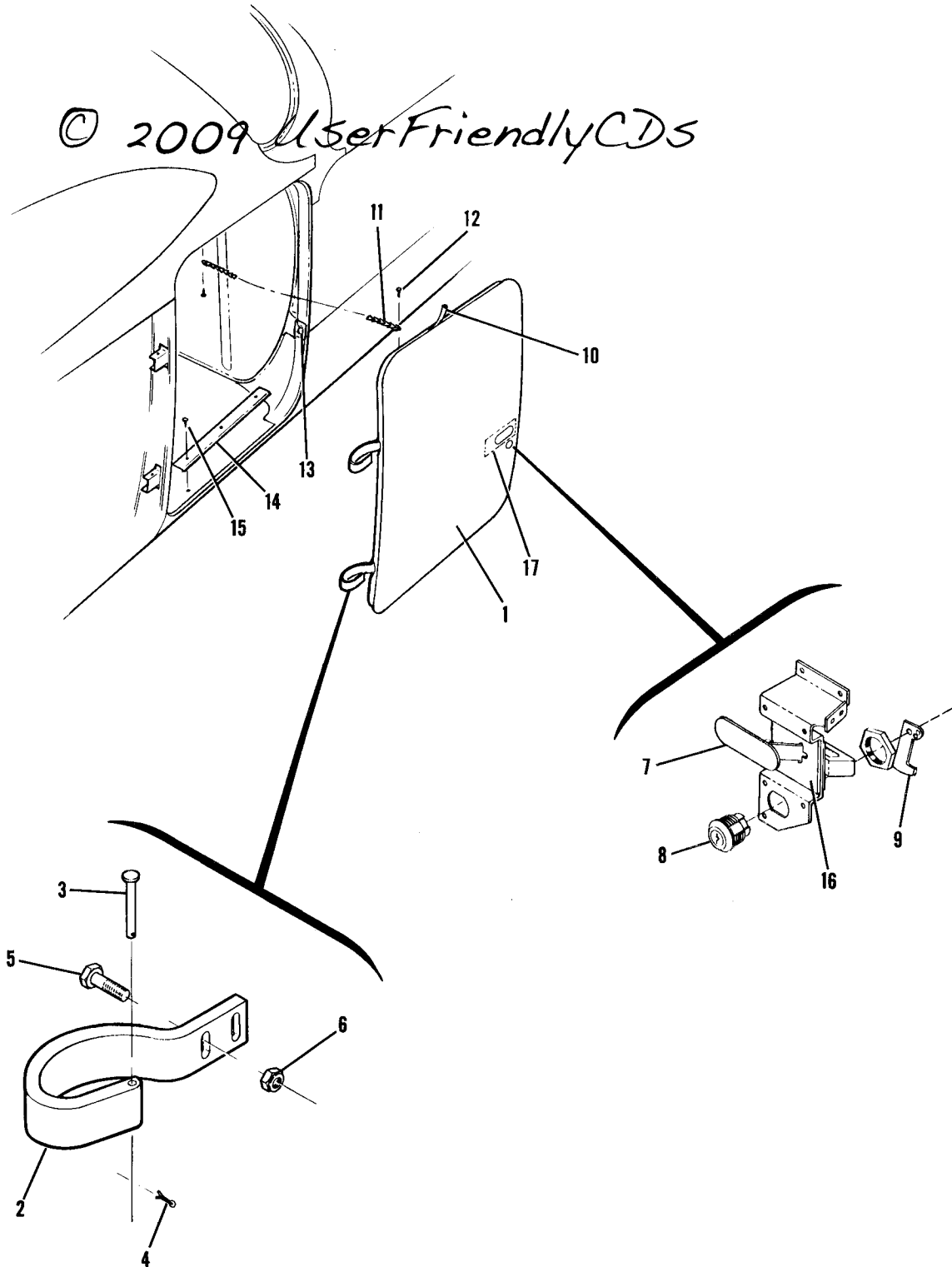
**172 SERIAL 17249545 THRU 17253392**  
**P172 SERIAL P17257120 THRU P17257188**

Figure 79. Cabin-Door Thumb Latch Assembly

| FIGURE AND INDEX NO. | PART NUMBER | DESCRIPTION                             | UNITS PER ASSY | USABLE ON CODE |
|----------------------|-------------|---|----------------|----------------|
|                      |             | <b>1 2 3 4 5 6 7</b>                    |                |                |
| 79 -                 | 0411590-1   | LATCH ASSEMBLY-THUMB -----              | 1              | A              |
| - 1                  | 0411665     | HOUSING-THUMB LATCH -----               | 1              |                |
| - 2                  | NAS444-4    | ATTACHING PARTS -----                   | 2              |                |
| - 3                  | 0411591     | NUT -----                               | 1              |                |
| - 4                  | 0411590-3   | *-----                                  | 1              |                |
| - 5                  | 0411592-1   | SPRING-THUMB LATCH -----                | 1              |                |
| - 6                  | AN515-8R12  | BRACKET-THUMB LATCH -----               | 1              |                |
| - 7                  | MS21044N08  | BOLT-DOOR LATCH -----                   | 1              |                |
|                      |             | SCREW -----                             | 1              |                |
|                      |             | NUT -----                               | 1              |                |
|                      |             | A---172 SERIAL 17249545 THRU 17253392   |                |                |
|                      |             | F172 SERIAL F172-0001 THRU F172-0179    |                |                |
|                      |             | P172 SERIAL P17257120 THRU P17257188    |                |                |
|                      |             | FP172 SERIAL FP172-0001 THRU FP172-0003 |                |                |

Baggage Door

© 2009 UserFriendlyCDs

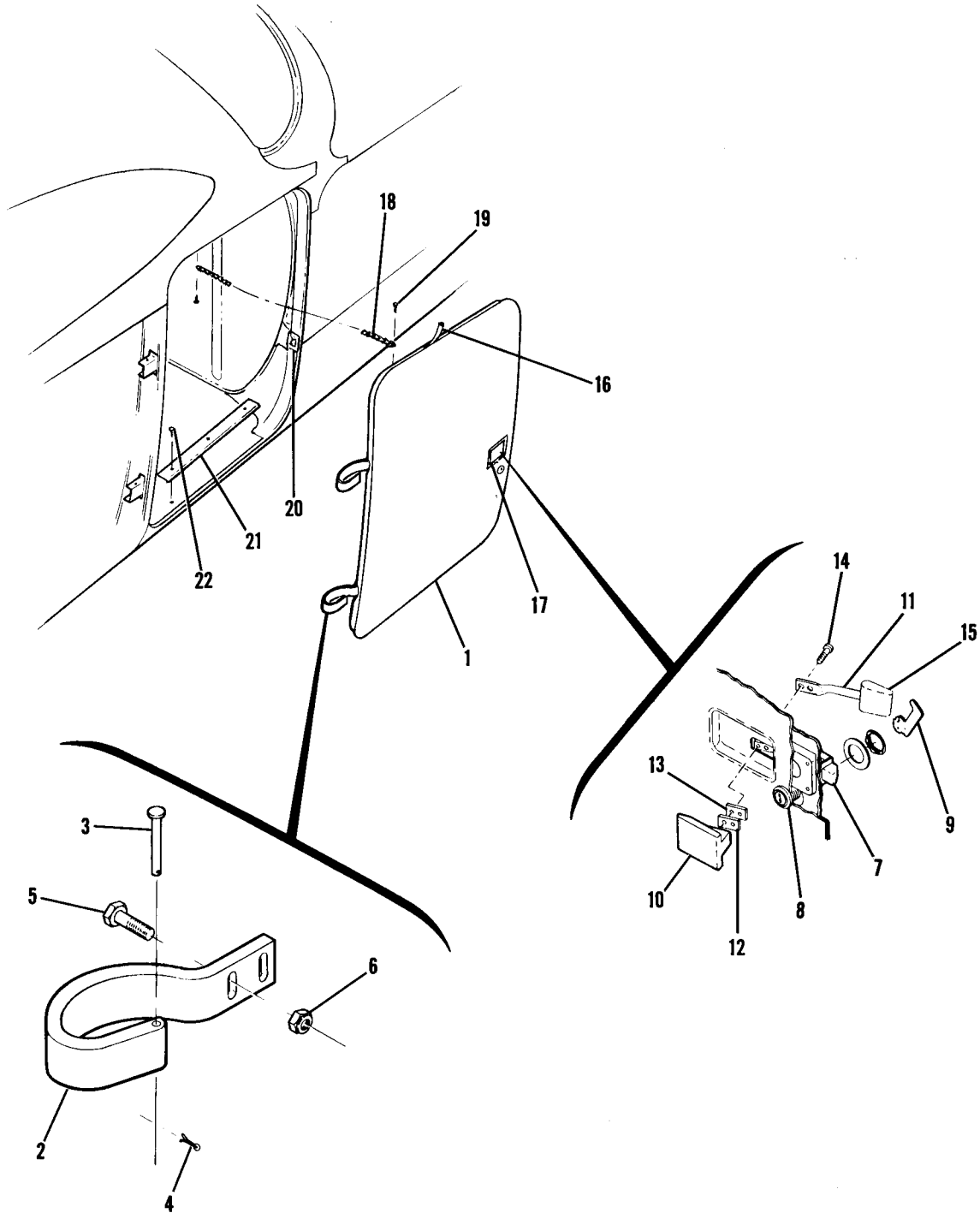


172 SERIAL 17249545 THRU 17258486  
P172 SERIAL P17257120 THRU P17257188

Figure 80. Baggage Door Installation

| FIGURE AND INDEX NO. | PART NUMBER  | DESCRIPTION   | UNITS PER ASSY | USABLE ON CODE |
|----------------------|--------------|---|----------------|----------------|
|                      |              | <b>1 2 3 4 5 6 7</b>  |                |                |
| 80 -                 |              | BAGGAGE DOOR INSTALLATION -----   | NP             | C              |
| - 1                  | 0711101-33   | DOOR ASSEMBLY-BAGGAGE -----   | 1              |                |
|                      |              | ATTACHING PARTS -----   |                |                |
| - 2                  | 0711102      | HINGE-BAGGAGE DOOR -----  | 2              |                |
| - 3                  | MS20392-1C49 | CLEVIS PIN -----  | 2              |                |
| - 4                  | MS24665-132  | COTTER PIN -----  | 2              |                |
| - 5                  | AN520-10R10  | SCREW -----   | 4              |                |
| - 6                  | MS21044N3    | NUT -----   | 4              |                |
|                      |              | ----*----   |                |                |
| - 7                  | S1189-2      | LATCH-BAGGAGE DOOR -----  | 1              |                |
| - 8                  | 0413323-7    | LOCK ASSEMBLY-DOOR -----  | 1              | A              |
|                      | C253001-0101 | LOCK ASSEMBLY-DOOR ----- WHEN EXHAUSTED USE C253001-0101 -----  | 1              | B              |
| - 9                  | 0711134-1    | CAM-BAGGAGE DOOR LOCK -----   | 1              |                |
| -10                  | S1084-1      | SEAL 80 IN LG BULK ITEM REF S1084-1-80.00 -----   | 1              |                |
| -11                  | 0500210-50   | CHAIN ASSEMBLY-BAGGAGE DOOR -----   | 1              |                |
|                      |              | ATTACHING PARTS -----   |                |                |
| -12                  | AN515-8R8    | SCREW -----   | 1              |                |
|                      | AN525-832R8  | SCREW -----   | 1              |                |
|                      |              | ----*----   |                |                |
| -13                  | 0311319-1    | PLATE-BAGGAGE DOOR LATCH -----  | 1              |                |
|                      |              | ATTACHING PARTS -----   |                |                |
|                      | AN515-8R6    | SCREW -----   | 2              |                |
|                      |              | ----*----   |                |                |
| -14                  | 0311319-2    | SHIM-DOOR LATCH PLATE -----   | 1              |                |
|                      | 0311623-1    | SCUFF PLATE -----   | 1              |                |
|                      |              | ATTACHING PARTS -----   |                |                |
| -15                  | S1021Z4-4    | SCREW -----   | 3              |                |
|                      |              | ----*----   |                |                |
| -16                  | 0511245-1    | SEAL -----  | 1              |                |
| -17                  | 0511246-3    | SEAL -----  | 1              |                |
|                      |              | <br>A---172 SERIAL 17249545 THRU 17254892<br>F172 SERIAL F172-0001 THRU F172-0319<br>P172 SERIAL P17257120 THRU P17257188<br>FP172 SERIAL FP172-0001 THRU FP172-0003<br>B---172 SERIAL 17254893 THRU 17258486<br>F172 SERIAL F172-0320 THRU F172-0654<br>C---172 SERIAL 17249545 THRU 17258486<br>F172 SERIAL F172-0001 THRU F172-0654<br>P172 SERIAL P17257120 THRU P17257188<br>FP172 SERIAL FP172-0001 THRU FP172-0003 |                |                |

Baggage Door

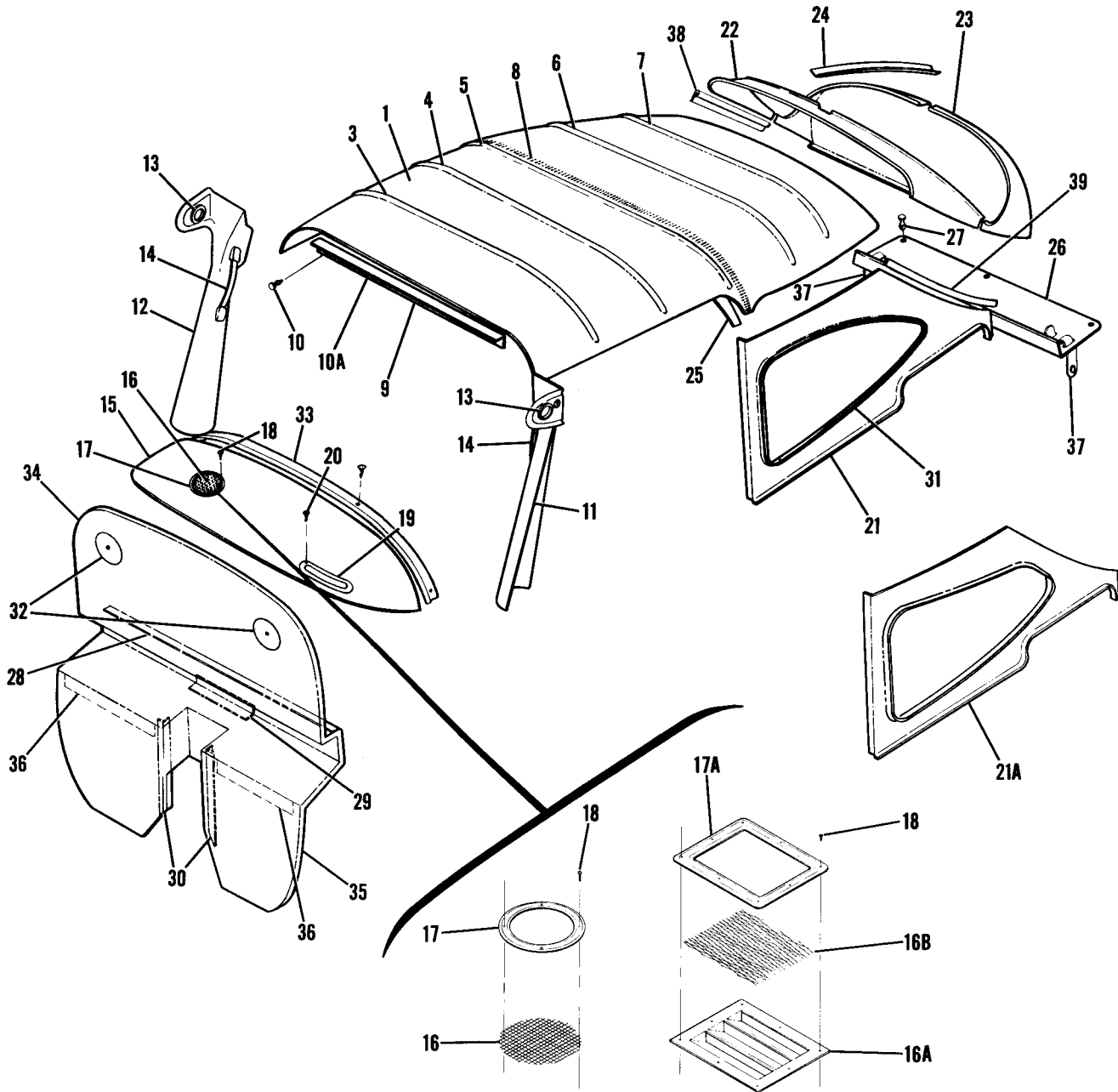


172 SERIAL 17258487 THRU 17263458  
F172 SERIAL F17200655 THRU F17201234

Figure 81. Baggage Door Installation

| FIGURE AND INDEX NO. | PART NUMBER  | DESCRIPTION   | UNITS PER ASSY | USABLE ON CODE |
|----------------------|--------------|---|----------------|----------------|
| 81 -                 |              | <b>1 2 3 4 5 6 7</b>  |                |                |
| - 1                  | 0717000-1    | BAGGAGE DOOR INSTALLATION -----   | NP             | A              |
|                      | 0717000-8    | DOOR ASSEMBLY-BAGGAGE -----   | 1              | B              |
|                      | 0717000-11   | DOOR ASSEMBLY-BAGGAGE WEU 0717000-13 -----                                    | 1              | C              |
|                      | 0717000-13   | DOOR ASSEMBLY-BAGGAGE -----   | 1              | D              |
|                      |              | DOOR ASSEMBLY-BAGGAGE -----   | 1              | E              |
|                      |              | ATTACHING PARTS   |                |                |
| - 2                  | 0711102      | HINGE-BAGGAGE DOOR -----  | 2              |                |
| - 3                  | MS20392-1C49 | CLEVIS PIN -----  | 2              |                |
| - 4                  | MS24665-132  | COTTER PIN -----  | 2              |                |
| - 5                  | AN520-10R10  | SCREW -----   | 4              |                |
| - 6                  | MS21044N3    | NUT -----   | 4              |                |
|                      |              | -----*  |                |                |
| - 7                  | S1359-7      | LATCH ASSEMBLY-BAGGAGE DOOR -----   | 1              |                |
| - 8                  | C253001-0101 | LOCK ASSEMBLY-DOOR -----  | 1              |                |
| - 9                  | 0711111-1    | CAM -----   | 1              |                |
| -10                  | 0711705-1    | HANDLE-OUTSIDE -----  | 1              |                |
| -11                  | 1211252-1    | HANDLE-INSIDE -----   | 1              | F              |
| -12                  | 0711709-1    | SPACER -----  | 1              |                |
| -13                  | 0711709-2    | SHIM -----  | 1              |                |
|                      |              | ATTACHING PARTS   |                |                |
| -14                  | M31AS832R8C  | SCREW -----   | 2              | F              |
|                      | M31AS832R6C  | SCREW -----   | 2              | G              |
|                      |              | -----*  |                |                |
| -15                  | 0813526-6    | KNOB -----  | 1              | F              |
| -16                  | S1084-1      | SEAL 80.00 IN LG BULK ITEM REF S1084-1-80.00 -----                            | 1              |                |
| -17                  | 0711707-1    | PAN -----   | 1              | J              |
|                      | 0711707-4    | PAN -----   | 1              | H              |
| -18                  | 0500210-50   | CHAIN ASSEMBLY-BAGGAGE DOOR -----   | 1              |                |
|                      |              | ATTACHING PARTS   |                |                |
| -19                  | AN515-8R6    | SCREW -----   | 1              |                |
|                      | AN525-832R8  | SCREW -----   | 1              |                |
|                      |              | -----*  |                |                |
| -20                  | 0311319-1    | PLATE-BAGGAGE DOOR LATCH -----  | 1              |                |
|                      |              | ATTACHING PARTS   |                |                |
|                      | AN515-8R6    | SCREW -----   | 2              |                |
|                      |              | -----*  |                |                |
| -21                  | 0311623-1    | SCUFF PLATE -----   | 1              |                |
|                      |              | ATTACHING PARTS   |                |                |
| -22                  | S102124-4    | SCREW -----   | 3              |                |
|                      |              | -----*  |                |                |
|                      |              | A---172 SERIAL 17258487 THRU 17263458<br>F172 SERIAL F17200655 THRU F17201234 |                |                |
|                      |              | B---172 SERIAL 17258487 THRU 17259223<br>F172 SERIAL F17200655 THRU F17200804 |                |                |
|                      |              | C---172 SERIAL 17259224 THRU 17259587   |                |                |
|                      |              | D---F172 SERIAL F17200805 THRU F17201234                                      |                |                |
|                      |              | E---172 SERIAL 17259588 THRU 17263458   |                |                |
|                      |              | F---172 SERIAL 17258487 THRU 17259587<br>F172 SERIAL F17200655 THRU F17200804 |                |                |
|                      |              | G---172 SERIAL 17259588 THRU 17263458<br>F172 SERIAL F17200805 THRU F17201234 |                |                |
|                      |              | H---172 SERIAL 17259224 THRU 17263458   |                |                |
|                      |              | J---F172 SERIAL F17200655 THRU F17201234                                      |                |                |

Upholstery



172 SERIAL 17249545 THRU 17259223  
F172 SERIAL F172-0001 THRU F17200754  
P172 SERIAL P17257120 THRU P17257188

Figure 82. Cabin Top & Firewall Upholstery Installation



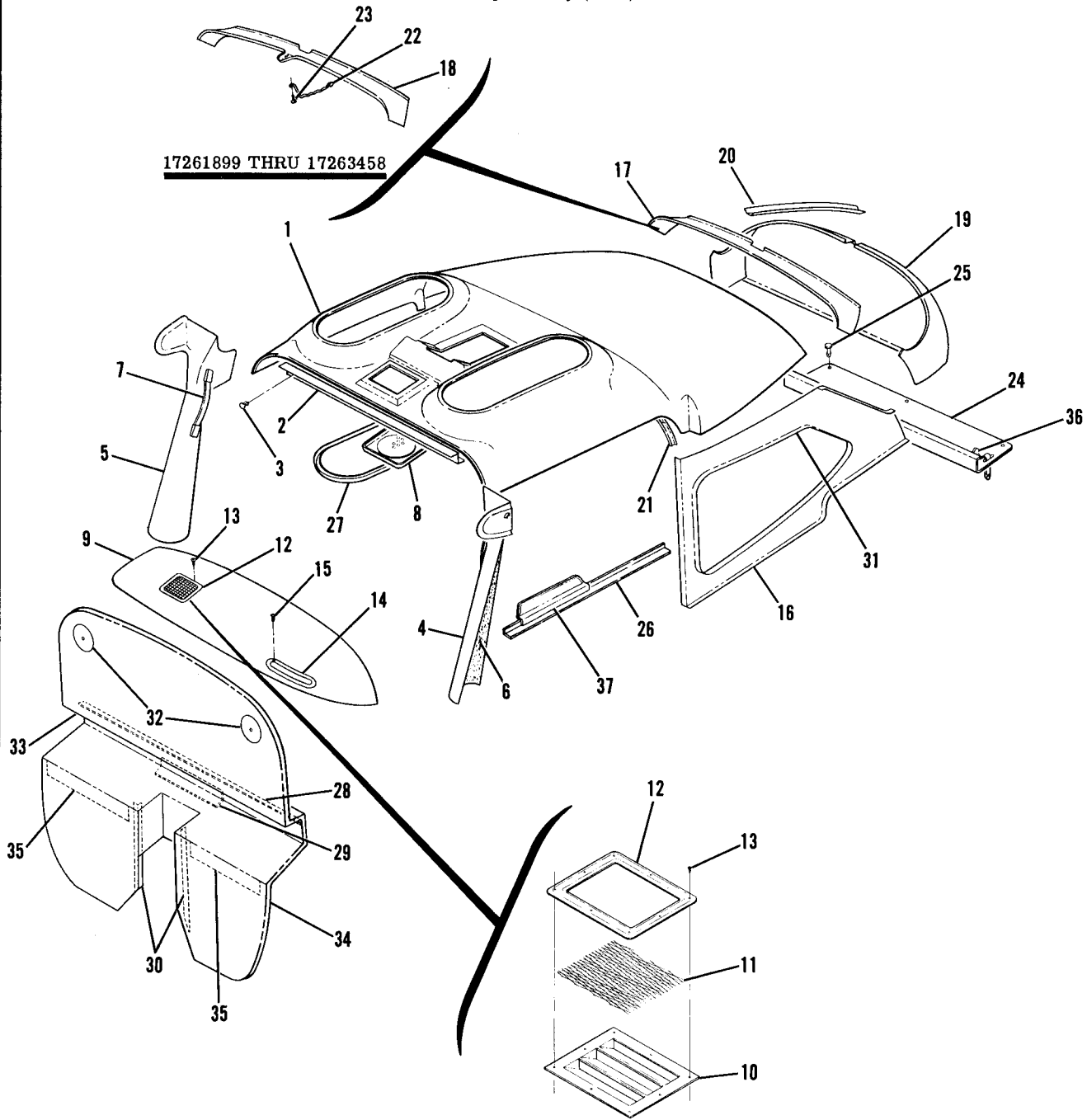
| FIGURE AND INDEX NO. | PART NUMBER  |   | DESCRIPTION                                  | UNITS PER ASSY | USABLE ON CODE |
|----------------------|--------------|---|--|----------------|----------------|
| 82 -                 |              |   | UPHOLSTERY INSTALLATION-CABIN TOP & FIREWALL | NP             | S              |
| - 1                  | 0500210-5    | # | HEADLINER ASSEMBLY                           | 1              |                |
| - 2                  |              |   | DELETED NOT USED                             |                |                |
| - 3                  | 1200086-5    |   | WIRE-HEADLINER                               | 1              |                |
| - 4                  | 1200086-6    |   | WIRE-HEADLINER                               | 1              |                |
| - 5                  | 0700100-191  |   | WIRE-HEADLINER                               | 1              |                |
| - 6                  | 0500210-11   |   | WIRE-HEADLINER                               | 2              |                |
| - 7                  | 0500210-12   |   | WIRE-HEADLINER                               | 2              |                |
| - 8                  | 0511001-150  |   | ZIPPER                                       | 1              |                |
| - 9                  | 0511130      |   | SHIELD-FRONT SPAR                            | 1              |                |
|                      |              |   | ATTACHING PARTS                              |                |                |
| -10                  | 49265K2215   |   | STUD UC                                      | 3              |                |
|                      |              |   | ---*---                                      |                |                |
| -10A                 | XS49306-K110 |   | PLUG BUTTON                                  | 2              | N              |
| -11                  | 0711133-13   |   | SHIELD ASSEMBLY-LH                           | 1              | A              |
|                      | 0711133-27   | □ | SHIELD ASSEMBLY-LH                           | 1              | G              |
|                      | 0413484-2    | □ | SHIELD ASSEMBLY-LH                           | 1              | H              |
| -12                  | 0711133-14   |   | SHIELD ASSEMBLY-RH                           | 1              | A              |
|                      | 0711133-18   | □ | SHIELD ASSEMBLY-RH                           | 1              | G              |
|                      | 0711133-50   | □ | SHIELD ASSEMBLY-RH                           | 1              | H              |
| -13                  | 0413235      |   | GROMMET                                      | 2              | K              |
| -14                  | S1362-5      |   | STRAP-ASSIST                                 | 1              | E              |
|                      | S1362-6      |   | STRAP-ASSIST                                 | 2              | D              |
|                      |              |   | ATTACHING PARTS                              |                |                |
|                      | AN509-10R10  |   | SCREW  | 2              |                |
|                      |              |   | ---*---                                      |                |                |
| -15                  | 0500210-108  |   | COVER-COWL DECK                              | 1              | F              |
|                      | 0500210-108  | □ | COVER-COWL DECK                              | 1              | E              |
| -16                  | 0513172-2    |   | SCREEN-VENT                                  | 1              | B              |
| -16A                 | 0513419-1    |   | LOUVER                                       | 1              | R              |
| -16B                 | 0500210-69   |   | GRILL-VENT                                   | 1              | C              |
| -17                  | 0513172-1    |   | RETAINER-VENT                                | 1              | B              |
| -17A                 | 0513348-1    |   | RETAINER-COWL DECK COVER                     | 1              | C              |
|                      |              |   | ATTACHING PARTS                              |                |                |
| -18                  | S1021Z8-8    |   | SCREW  | 4              | B              |
|                      | NAS395-16-3  |   | NUT  | 4              | B              |
|                      | S1021Z8-8    |   | SCREW  | 8              | C              |
|                      | NAS446-4-3   |   | NUT  | 8              | C              |
|                      |              |   | ---*---                                      |                |                |
| -19                  | 0713046      |   | RETAINER-UPHOLSTERY                          | 1              |                |
|                      |              |   | ATTACHING PARTS                              |                |                |
| -20                  | S1021Z4-6    |   | SCREW  | 4              |                |
|                      |              |   | ---*---                                      |                |                |
| -21                  | 0500210-41   | □ | MOULDING-SIDE WINDOW LH                      | 1              | F              |
|                      | 0500210-94   | □ | MOULDING-SIDE WINDOW LH                      | 1              | M              |
|                      | 0500210-40   | □ | MOULDING-SIDE WINDOW RH                      | 1              | F              |
|                      | 0500210-98   | □ | MOULDING-SIDE WINDOW RH                      | 1              | M              |
|                      | 0514012-2    | □ | MOULDING-WINDOW RH                           | 1              | N              |
| -21A                 | 0514012-1    | □ | MOULDING-WINDOW LH                           | 1              | N              |
| -22                  | 0500210-39   | □ | MOULDING-REAR WINDOW UPPER                   | 1              | L              |
|                      | 0500210-132  | □ | MOULDING-REAR WINDOW UPPER                   | 1              | N              |
| -23                  | 0500210-43   | □ | MOULDING-REAR WINDOW LOWER                   | 1              | L              |
|                      | 0500210-135  | □ | MOULDING-REAR WINDOW LOWER                   | 1              | N              |
| -24                  | 0500210-44   | □ | COVER-CENTER POST                            | 1              |                |
| -25                  | 0700109-8    |   | TIARA ASSEMBLY SKYHAWK ONLY                  | 1              |                |
|                      |              |   | ATTACHING PARTS                              |                |                |
|                      | 0700108-1    |   | BRACKET                                      | 1              |                |
|                      | 0700108-2    |   | BRACKET                                      | 1              |                |
|                      | S1023A4-10C  |   | SCREW  | 4              |                |
|                      | S1066-C1     |   | WASHER                                       | 4              |                |
|                      | A9028-4Z-3   |   | NUT TIN                                      | 4              |                |
|                      |              |   | ---*---                                      |                |                |
| -26                  | 0500230-2    |   | SHELF-BAGGAGE                                | 1              |                |
|                      |              |   | ATTACHING PARTS                              |                |                |
| -27                  | H322-4-1-1   |   | PLUNGER HWL                                  | 3              |                |
|                      | H322-4-1     |   | GROMMET HWL                                  | 3              |                |
|                      |              |   | ---*---                                      |                |                |
| -28                  | 0511033-30   |   | ANGLE  | 1              |                |
|                      |              |   | ATTACHING PARTS                              |                |                |
|                      | S1021Z4-6C   |   | SCREW  | 5              |                |
|                      |              |   | ---*---                                      |                |                |

CONTINUED ON NEXT PAGE

| FIGURE AND INDEX NO.   | PART NUMBER | DESCRIPTION  | UNITS PER ASSY | USABLE ON CODE |
|--|-------------|--|----------------|----------------|
|  |             |  |                |                |
| 82 -29   | 0513109-21  | RETAINER -----<br>ATTACHING PARTS                  | 1              |                |
|  | S1021Z4-6C  | SCREW -----<br>*-----                              | 5              |                |
| -30  | 0511033-7   | ANGLE -----<br>ATTACHING PARTS                     | 2              |                |
|  | S1021Z4-6C  | SCREW -----  | 2              |                |
|  | NAS446-2-3  | NUT -----  | 2              |                |
| -31  | S1247-1E    | TRIM WHEN EXHAUSTED USE S1948-2 -----              | AR             | P              |
|  | S1948-2     | TRIM -----   | AR             | Q              |
| -32  | 0400123-1   | DISC -----<br>ATTACHING PARTS                      | 2              |                |
|  | S1021Z1010  | SCREW -----  | 1              |                |
|  | NAS446-5-3  | NUT -----<br>*-----                                | 1              |                |
| -33  | 0513192-1   | RETAINER-INSTRUMENT PANEL COVER SKYHAWK ONLY ----- | 1              | B              |
|  |             | RETAINER-INSTRUMENT PANEL COVER -----              | 1              | J              |
|  | S1022A4-6   | ATTACHING PARTS<br>SCREW -----<br>*-----           | 8              | B              |
| -34  | 0500210-48  | COVER-UPPER FIREWALL -----                         | 1              |                |
| -35  | 0500210-49  | COVER-LOWER FIREWALL -----                         | 1              |                |
| -36  | 0700103-131 | STRIP -----  | 2              |                |
| -37  | 0500230-3   | STRAP ASSEMBLY-BAGGAGE SHELF -----                 | 2              |                |
| -38  | 0500210-17  | TRIM -----   | 2              | M              |
| -39  | S202R       | CHANNEL 18. IN LG BULK ITEM REF S-202R1800B -----  | 2              |                |
| <p>NOTE. #THIS PART NUMBER MUST HAVE A SECOND DASH NUMBER ADDED TO DENOTE COLOR. REFER TO HOW TO ORDER INTERIOR PARTS-PAGE XIX.</p> <p>NOTE. #THIS PART NUMBER MUST HAVE A SECOND DASH NUMBER ADDED TO DENOTE COLOR. REFER TO HOW TO ORDER UPHOLSTERED PARTS-PAGE XVIII.</p> <p>NOTE. %REFER TO FIG 1 FOR SECOND DASH NUMBER TO DEFINE COLOR REQUIRED.</p> <p>NOTE. **THE FUNCTION OF THIS PART IS NOW INCLUDED IN THE UPPER STATIONARY INSTRUMENT PANEL COVER. REFER TO FIG 102 FOR APPLICABLE PART.</p> <p>A---172 SERIAL 17249545 THRU 17250000<br/>P172 SERIAL P17257120 THRU P17257169<br/>F172 SERIAL F172-0001 THRU F172-0002<br/>FP172 SERIAL FP172-0001 THRU FP172-0002</p> <p>B---172 SERIAL 17249545 THRU 17250572<br/>F172 SERIAL F172-0001 THRU F172-0018<br/>P172 SERIAL P17257120 THRU P17257188<br/>FP172 SERIAL FP172-0001 THRU FP172-0003</p> <p>C---172 SERIAL 17250573 THRU 17259223<br/>F172 SERIAL F172-0019 THRU F17200754</p> <p>D---172 SERIAL 17251823 THRU 17259223<br/>F172 SERIAL F172-0086 THRU F17200754</p> <p>E---172 SERIAL 17249545 THRU 17251822<br/>F172 SERIAL F172-0001 THRU F172-0085<br/>P172 SERIAL P17257120 THRU P17257188<br/>FP172 SERIAL FP172-0001 THRU FP172-0003</p> <p>CONTINUED ON NEXT PAGE</p> |             |  |                |                |

| FIGURE AND INDEX NO. | PART NUMBER | DESCRIPTION   | UNITS PER ASSY | USABLE ON CODE |
|----------------------|-------------|---|----------------|----------------|
| 82 -                 |             | <p style="text-align: center;"><b>1 2 3 4 5 6 7</b></p> <p>F---172 SERIAL 17249545 THRU 17253212<br/>           F172 SERIAL F172-0001 THRU F172-0251<br/>           P172 SERIAL P17257120 THRU P17257188<br/>           FP172 SERIAL FP172-0001 THRU FP172-0003</p> <p>G---172 SERIAL 17250001 THRU 17254892<br/>           F172 SERIAL F172-0003 THRU F172-0319<br/>           P172 SERIAL P17257170 THRU P17257188<br/>           FP172 SERIAL FP172-0001 THRU FP172-0003</p> <p>H---172 SERIAL 17254893 THRU 17259223<br/>           F172 SERIAL F172-0320 THRU F17200754</p> <p>J---172 SERIAL 17250573 THRU 17251822<br/>           F172 SERIAL F172-0019 THRU F172-0085</p> <p>K---172 SERIAL 17254892 THRU 17256512<br/>           F172 SERIAL F172-0320 THRU F17200754</p> <p>L---172 SERIAL 17249545 THRU 17257161<br/>           F172 SERIAL F172-0001 THRU F172-0559<br/>           P172 SERIAL P17257120 THRU P17257188<br/>           FP172 SERIAL FP172-0001 THRU FP172-0003</p> <p>M---172 SERIAL 17253123 THRU 17257161<br/>           F172 SERIAL F172-0252 THRU F172-0559</p> <p>N---172 SERIAL 17257162 THRU 17259223<br/>           F172 SERIAL F172-0560 THRU F17200754</p> <p>P---172 SERIAL 17254892 THRU 17258486<br/>           F172 SERIAL F172-0001 THRU F172-0654</p> <p>Q---172 SERIAL 17258487 THRU 17259223<br/>           F172 SERIAL F17200655 THRU F17200754</p> <p>R---172 SERIAL 17259110 THRU 17259223</p> <p>S---172 SERIAL 17249545 THRU 17259223<br/>           F172 SERIAL F172-0001 THRU F17200754<br/>           P172 SERIAL P17257120 THRU P17257188<br/>           FP172 SERIAL FP172-0001 THRU FP172-0003</p> |                |                |

Upholstery (Cont)



**172 SERIAL 17259224 THRU 17263458**  
**F172 SERIAL F17200755 THRU F17201234**

Figure 83. Upholstery Installation - Cabin Top & Firewall

| FIGURE AND INDEX NO. | PART NUMBER |   | DESCRIPTION  | UNITS PER ASSY | USABLE ON CODE |
|----------------------|-------------|---|--|----------------|----------------|
| 83 -                 |             |   | UPHOLSTERY INSTALLATION-CABIN TOP & FIREWALL ----- | NP             | A              |
| - 1                  | 0514062-1   |   | HEADLINER -----                                    | 1              | G              |
|                      | 0514062-9   |   | HEADLINER -----                                    | 1              | H              |
|                      | 0514062-2   |   | HEADLINER USED WITH SKY LIGHT -----                | 1              | G              |
|                      | 0514062-10  |   | HEADLINER USED WITH SKY LIGHT -----                | 1              | H              |
|                      |             |   | ATTACHING PARTS                                    |                |                |
|                      | S1021Z4-6   |   | SCREW -----  | 3              |                |
|                      |             |   | -----*   |                |                |
| - 2                  | 0514067-1   |   | SHIELD-FRONT SPAR -----                            | 1              |                |
|                      |             |   | ATTACHING PARTS                                    |                |                |
| - 3                  | S1898-2     |   | STUD -----   | 3              |                |
|                      |             |   | -----*   |                |                |
| - 4                  | 0413484-8   | □ | SHIELD ASSEMBLY-DOORPOST LH -----                  | 1              | B              |
|                      | 0413484-10  | □ | SHIELD ASSEMBLY-DOORPOST LH -----                  | 1              | C              |
|                      | 0413484-12  | □ | SHIELD ASSEMBLY-DOORPOST LH -----                  | 1              | D              |
| - 5                  | 0711133-12  | □ | SHIELD ASSEMBLY-DOORPOST RH -----                  | 1              | B              |
|                      | 0711133-62  | □ | SHIELD ASSEMBLY-DOORPOST RH -----                  | 1              | C              |
|                      | 0711133-66  | □ | SHIELD ASSEMBLY-DOORPOST RH -----                  | 1              | D              |
| - 6                  | 0513425-1   |   | PAD-DOORPOST SHIELD -----                          | 2              |                |
| - 7                  | S1362-2     |   | STRAP-ASSIST -----                                 | 2              | C              |
|                      |             |   | ATTACHING PARTS                                    |                |                |
|                      | AN509-10R10 |   | SCREW -----  | 2              |                |
|                      |             |   | -----*   |                |                |
| - 8                  | 0514068-2   | □ | COVER ASSEMBLY-SPEAKER -----                       | 1              |                |
|                      |             |   | ATTACHING PARTS                                    |                |                |
|                      | S1021Z6-10  |   | SCREW -----  | 4              |                |
|                      |             |   | -----*   |                |                |
| - 9                  | 0500210-108 | □ | COVER-COWL DECK -----                              | 1              |                |
| -10                  | 0513419-1   |   | LOUVER-RADIO VENT -----                            | 1              |                |
| -11                  | 0500210-131 |   | GRILL-VENT -----                                   | 1              |                |
| -12                  | 0513348-1   |   | RETAINER-COWL DECK COVER -----                     | 1              |                |
|                      |             |   | ATTACHING PARTS                                    |                |                |
| -13                  | S1021Z8-8   |   | SCREW -----  | 8              |                |
|                      | NAS446-4-3  |   | NUT -----  | 8              |                |
|                      |             |   | -----*   |                |                |
| -14                  | 0713046     |   | RETAINER-UPHOLSTERY -----                          | 1              |                |
|                      |             |   | ATTACHING PARTS                                    |                |                |
| -15                  | S1021Z4-6   |   | SCREW -----  | 4              |                |
|                      |             |   | -----*   |                |                |
| -16                  | 0514071-1   | □ | MOULDING-WINDOW LH -----                           | 1              |                |
|                      | 0514071-2   | □ | MOULDING-WINDOW RH -----                           | 1              |                |
| -17                  | 0500210-132 | □ | MOULDING-REAR WINDOW UPPER -----                   | 1              | E              |
| -18                  | 0515014-1   | □ | MOULDING-REAR WINDOW UPPER -----                   | 1              | F              |
|                      | S1948-2     | % | TRIM-EXTRUDED -----                                | AR             | F              |
| -19                  | 0500210-135 | □ | MOULDING-REAR WINDOW LOWER -----                   | 1              |                |
|                      | S1948-2     | % | TRIM-EXTRUDED -----                                | AR             |                |
| -20                  | 0500210-44  | □ | COVER-CENTER POST -----                            | 1              |                |
|                      | S1948-2     | % | TRIM-EXTRUDED -----                                | AR             |                |
| -21                  | 0514069-1   | □ | TIARA ASSEMBLY -----                               | 1              |                |
|                      |             |   | ATTACHING PARTS                                    |                |                |
|                      | S1021Z4-6C  |   | SCREW -----  | 4              |                |
|                      |             |   | -----*   |                |                |
| -22                  | 0515008-1   |   | COAT HANGER -----                                  | 1              | F              |
|                      |             |   | ATTACHING PARTS                                    |                |                |
| -23                  | AN525-10RR  |   | SCREW -----  | 2              | F              |
|                      |             |   | -----*   |                |                |
| -24                  | 0500230-2   |   | SHELF-BAGGAGE -----                                | 1              | E              |
|                      |             |   | ATTACHING PARTS                                    |                |                |
| -25                  | HE22-4-1-1  |   | PLUNGER HWL -----                                  | 3              | E              |
|                      | HE22-4-1    |   | GROMMET HWL -----                                  | 3              | E              |
|                      |             |   | -----*   |                |                |
| -26                  | 0514072-1   |   | RETAINER-HEADLINER LH -----                        | 1              |                |
|                      | 0514072-2   |   | RETAINER-HEADLINER RH -----                        | 1              |                |
|                      |             |   | ATTACHING PARTS                                    |                |                |
|                      | S1021Z4-4   |   | SCREW -----  | 5              |                |
|                      |             |   | -----*   |                |                |
| -27                  | 0514064-1   | □ | RETAINER-SKY LIGHT -----                           | 2              |                |
|                      |             |   | ATTACHING PARTS                                    |                |                |
|                      | S1021Z4-6   |   | SCREW -----  | 8              |                |
|                      |             |   | -----*   |                |                |
| -28                  | 0511033-30  |   | ANGLE -----  | 1              |                |
|                      |             |   | ATTACHING PARTS                                    |                |                |
|                      | S1021Z4-6C  |   | SCREW -----  | 5              |                |
|                      |             |   | -----*   |                |                |

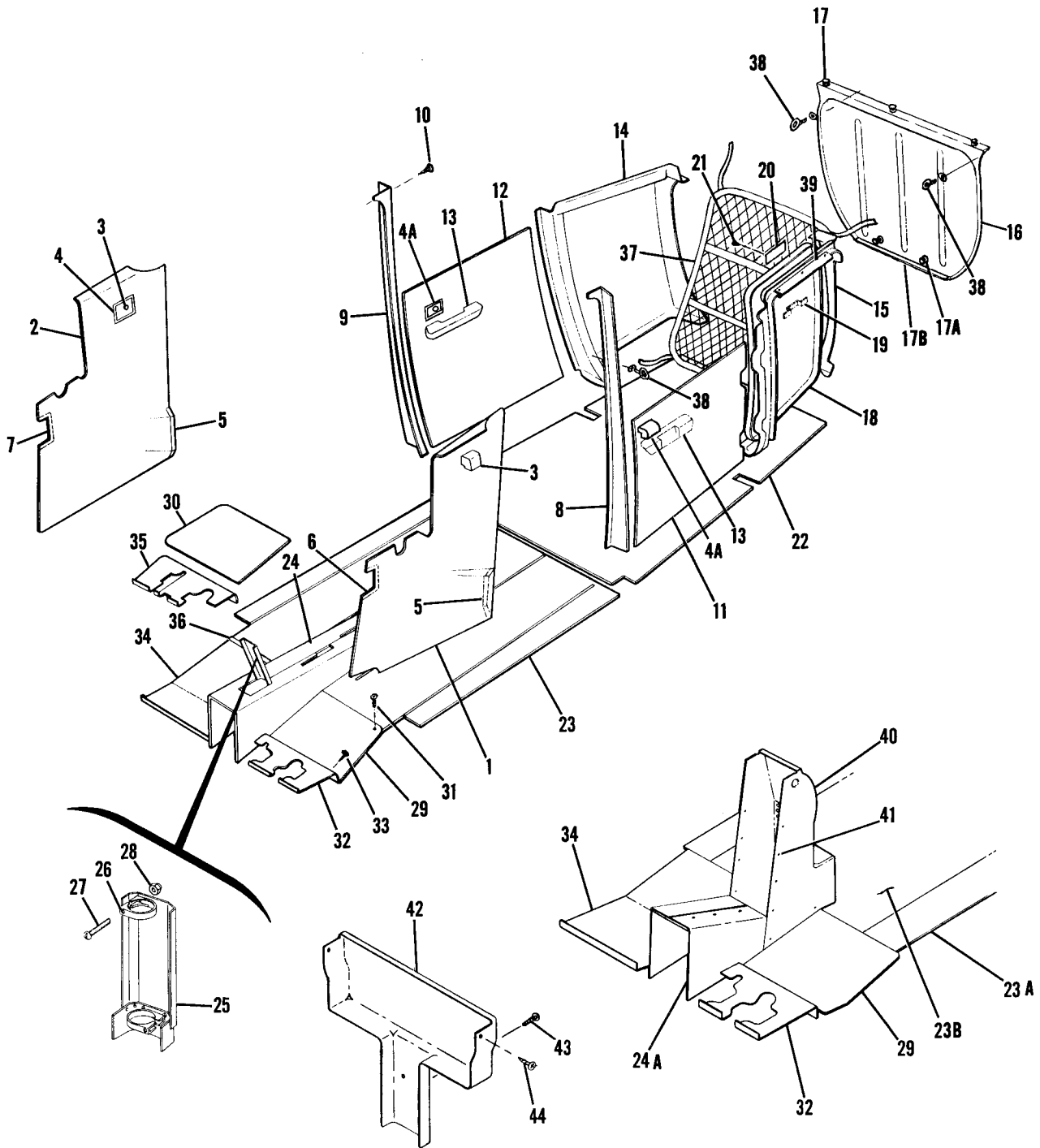
CONTINUED ON NEXT PAGE

| FIGURE AND INDEX NO.   | PART NUMBER | DESCRIPTION     |                                    |   |   |   |   |   | UNITS PER ASSY | USABLE ON CODE |
|--|-------------|-----------------|------------------------------------|---|---|---|---|---|----------------|----------------|
|  |             | 1               | 2                                  | 3 | 4 | 5 | 6 | 7 |                |                |
| 83 -29   | 0513109-21  | RETAINER -----  |                                    |   |   |   |   |   | 1              |                |
|  | S102124-6C  | ATTACHING PARTS |                                    |   |   |   |   |   |                |                |
|  |             | SCREW -----     |                                    |   |   |   |   |   | 5              |                |
|  |             | ---*---         |                                    |   |   |   |   |   |                |                |
| -30  | 0511033-7   | ANGLE -----     |                                    |   |   |   |   |   | 2              |                |
|  |             | ATTACHING PARTS |                                    |   |   |   |   |   |                |                |
|  | S102124-6C  | SCREW -----     |                                    |   |   |   |   |   | 2              |                |
|  | NAS446-2-3  | NUT -----       |                                    |   |   |   |   |   | 2              |                |
|  |             | ---*---         |                                    |   |   |   |   |   |                |                |
| -31  | S1948-2     | ‡               | TRIM-WINDOW -----                  |   |   |   |   |   | AR             |                |
| -32  | 0400123-1   |                 | DISC -----                         |   |   |   |   |   | 2              |                |
|  |             | ATTACHING PARTS |                                    |   |   |   |   |   |                |                |
|  | S1021210-10 |                 | SCREW -----                        |   |   |   |   |   | 1              |                |
|  | NAS446-5-3  |                 | NUT -----                          |   |   |   |   |   | 1              |                |
|  |             | ---*---         |                                    |   |   |   |   |   |                |                |
| -33  | 0500210-48  |                 | COVER-UPPER FIREWALL -----         |   |   |   |   |   | 1              |                |
| -34  | 0500210-49  |                 | COVER-LOWER FIREWALL -----         |   |   |   |   |   | 1              |                |
| -35  | 0700103-131 |                 | STRIP -----                        |   |   |   |   |   | 2              |                |
| -36  | 0500230-3   |                 | STRAP ASSEMBLY-BAGGAGE SHELF ----- |   |   |   |   |   | 2              | E              |
| -37  | 0515010-10  | □               | TRAY-SHOULDER HARNESS FRONT -----  |   |   |   |   |   | 2              | F              |
|  |             | ATTACHING PARTS |                                    |   |   |   |   |   |                |                |
|  | S1021A4-6   |                 | SCREW -----                        |   |   |   |   |   | 2              |                |
|  |             | ---*---         |                                    |   |   |   |   |   |                |                |
| <p>NOTE. □THIS PART NUMBER MUST HAVE A SECOND DASH NUMBER ADDED TO DENOTE COLOR. REFER TO HOW TO ORDER INTERIOR PARTS-PAGE XIX.</p> <p>NOTE. ‡REFER TO FIGURE 1 FOR SECOND DASH NUMBER TO DEFINE COLOR REQUIRED.</p> <p>A---172 SERIAL 17259224 THRU 17263458<br/>           F172 SERIAL F17200755 THRU F17201234<br/>           B---172 SERIAL 17259224 THRU 17259903<br/>           F172 SERIAL F17200755 THRU F17200804<br/>           C---172 SERIAL 17259904 THRU 17260758<br/>           F172 SERIAL F17200805 THRU F17200904<br/>           D---172 SERIAL 17260759 THRU 17263458<br/>           F172 SERIAL F17200905 THRU F17201234<br/>           E---172 SERIAL 17259224 THRU 17261898<br/>           F172 SERIAL F17200755 THRU F17201034<br/>           F---172 SERIAL 17261899 THRU 17263458<br/>           F172 SERIAL F17201035 THRU F17201234<br/>           G---172 SERIAL 17259224 THRU 17263266<br/>           F172 SERIAL F17200755 THRU F17201234<br/>           H---172 SERIAL 17263267 THRU 17263458</p> |             |                 |                                    |   |   |   |   |   |                |                |

| FIGURE AND INDEX NO. | PART NUMBER | DESCRIPTION  |   |   |   |   |   | UNITS PER ASSY | USABLE ON CODE |
|----------------------|-------------|--|---|---|---|---|---|----------------|----------------|
|                      |             | 1  | 2 | 3 | 4 | 5 | 6 |                |                |
| 84 -                 |             | UPHOLSTERY INSTALLATION-CABIN SIDE PANELS & FLOORBOARD |   |   |   |   |   | NP             | AJ             |
| - 1                  | 0500211-1   |  |   |   |   |   |   | 1              | A              |
|                      | 0500211-3   |  |   |   |   |   |   | 1              | A              |
|                      | 0500217-1   |  |   |   |   |   |   | 1              | B              |
|                      | 0500240-1   |  |   |   |   |   |   | 1              | F              |
|                      | 0500251-1   | #  |   |   |   |   |   | 1              | K              |
|                      | 0500258-1   | #  |   |   |   |   |   | 1              | P              |
|                      | 0500258-27  | #  |   |   |   |   |   | 1              | Q              |
|                      | 0500258-1   | #  |   |   |   |   |   | 1              | N              |
|                      | 0514009-1   | #  |   |   |   |   |   | 1              | Y              |
|                      | 0514039-1   | #  |   |   |   |   |   | 1              | V              |
|                      | 0514059-1   | #  |   |   |   |   |   | 1              | Y              |
|                      | 0514073-1   | #  |   |   |   |   |   | 1              | AB             |
|                      | 0515004-1   | #  |   |   |   |   |   | 1              | AF             |
|                      | 0500211-2   |  |   |   |   |   |   | 1              | AG             |
| - 2                  | 0500211-4   |  |   |   |   |   |   | 1              | A              |
|                      | 0500217-2   |  |   |   |   |   |   | 1              | A              |
|                      | 0500240-2   |  |   |   |   |   |   | 1              | B              |
|                      | 0500251-2   | #  |   |   |   |   |   | 1              | F              |
|                      | 0500258-2   | #  |   |   |   |   |   | 1              | K              |
|                      | 0500258-28  | #  |   |   |   |   |   | 1              | P              |
|                      | 0500258-2   | #  |   |   |   |   |   | 1              | Q              |
|                      | 0514009-2   | #  |   |   |   |   |   | 1              | V              |
|                      | 0514039-2   | #  |   |   |   |   |   | 1              | Y              |
|                      | 0514059-2   | #  |   |   |   |   |   | 1              | Y              |
|                      | 0514073-2   | #  |   |   |   |   |   | 1              | AB             |
|                      | 0514002-2   | #  |   |   |   |   |   | 1              | AF             |
| - 3                  | 0411030-6   |  |   |   |   |   |   | 1              | AG             |
| - 4                  | 0411030-5   |  |   |   |   |   |   | 2              |                |
|                      | S102124-8   |  |   |   |   |   |   | 4              |                |
|                      | NAS446-1    |  |   |   |   |   |   | 4              |                |
| - 4A                 | 1A1002X     |  |   |   |   |   |   | 2              | N              |
|                      | 1A1001      |  |   |   |   |   |   | 2              | N              |
|                      | S102124-8   |  |   |   |   |   |   | 4              |                |
|                      | NAS446-1    |  |   |   |   |   |   | 4              |                |
| - 5                  | 0700100-193 |  |   |   |   |   |   | 2              |                |
| - 6                  | 0513134-7   |  |   |   |   |   |   | 1              | M              |
| - 7                  | 0513134-8   |  |   |   |   |   |   | 1              | M              |
| - 8                  | 0511177-9   |  |   |   |   |   |   | 1              | E              |
|                      | 0500210-81  | □  |   |   |   |   |   | 1              | AA             |
|                      | 0514065-1   | □  |   |   |   |   |   | 1              | E              |
| - 9                  | 0511177-10  |  |   |   |   |   |   | 1              | Z              |
|                      | 0500210-82  | □  |   |   |   |   |   | 1              | AA             |
|                      | 0514065-2   | □  |   |   |   |   |   | 1              | Z              |
| -10                  | S102126-6   |  |   |   |   |   |   | 6              |                |
| -11                  | 0500213-1   |  |   |   |   |   |   | 1              | A              |
|                      | 0500213-3   |  |   |   |   |   |   | 1              | A              |
|                      | 0500217-5   |  |   |   |   |   |   | 1              | B              |
|                      | 0500240-9   |  |   |   |   |   |   | 1              | F              |
|                      | 0500251-9   | #  |   |   |   |   |   | 1              | K              |
|                      | 0500258-9   | #  |   |   |   |   |   | 1              | P              |
|                      | 0500258-31  | #  |   |   |   |   |   | 1              | Q              |
|                      | 0500258-9   | #  |   |   |   |   |   | 1              | Q              |
|                      | 0514009-9   | #  |   |   |   |   |   | 1              | V              |
|                      | 0514039-9   | #  |   |   |   |   |   | 1              | Y              |
|                      | 0514059-9   | #  |   |   |   |   |   | 1              | AB             |
|                      | 0514073-9   | #  |   |   |   |   |   | 1              | AF             |
|                      | 0515004-5   | #  |   |   |   |   |   | 1              | AG             |

CONTINUED ON NEXT PAGE

Upholstery (Cont)



172 SERIAL 17249545 THRU 17261898  
 F172 SERIAL F172-0001 THRU F17201034  
 P172 SERIAL P17257120 THRU P17257188  
 FP172 SERIAL FP172-0001 THRU FP172-0003

Figure 84. Cabin Side Panels & Floorboard Upholstery Installation



| FIGURE AND INDEX NO. | PART NUMBER                  | DESCRIPTION   | UNITS PER ASSY                                   | USABLE ON CODE  |    |  |
|----------------------|------------------------------|---|--|-----------------|----|--|
|                      |                              | <b>1 2 3 4 5 6 7</b>                                |  |                 |    |  |
| 84 -12               | 0500213-2                    | SIDE PANEL-RH SKYHAWK MODELS ONLY -----             | 1  | A               |    |  |
|                      | 0500213-4                    | SIDE PANEL-AFT RH -----                             | 1  | A               |    |  |
|                      | 0500217-6                    | SIDE PANEL-AFT RH -----                             | 1  | B               |    |  |
|                      | 0500240-10                   | SIDE PANEL ASSEMBLY-AFT RH -----                    | 1  | F               |    |  |
|                      | 0500251-10                   | # PANEL ASSEMBLY-AFT RH -----                       | 1  | K               |    |  |
|                      | 0500258-10                   | # SIDE PANEL ASSEMBLY-AFT RH -----                  | 1  | P               |    |  |
|                      | 0500258-32                   | # SIDE PANEL ASSEMBLY-AFT RH 172 ONLY -----         | 1  | Q               |    |  |
|                      | 0500258-10                   | # SIDE PANEL ASSEMBLY-AFT RH SKYHAWK ONLY -----     | 1  | Q               |    |  |
|                      | 0514009-10                   | # SIDE PANEL ASSEMBLY-AFT RH -----                  | 1  | V               |    |  |
|                      | 0514039-10                   | # SIDE PANEL ASSEMBLY-AFT RH -----                  | 1  | Y               |    |  |
|                      | 0514059-10                   | # SIDE PANEL ASSEMBLY-RH -----                      | 1  | AB              |    |  |
|                      | 0514073-10                   | # SIDE PANEL ASSEMBLY-RH -----                      | 1  | AF              |    |  |
|                      | 0515004-6                    | # SIDE PANEL ASSEMBLY-RH -----                      | 1  | AG              |    |  |
|                      | -13                          | 1414082-1   | ARM REST-REAR WHEN EXHAUSTED USE 1414082-7 ----- | 2               | A  |  |
|                      |                              | 1414082-7   | ARMREST -----                                    | 2               | B  |  |
|                      |                              | 1414082-14  | ARMREST-REAR -----                               | 2               | F  |  |
|                      |                              | 1414082-18  | # ARMREST-REAR -----                             | 1               | S  |  |
|                      |                              | 1414082-20  | # ARMREST-REAR -----                             | 1               | T  |  |
|                      |                              | 0514079-1   | # ARMREST-REAR LH -----                          | 1               | AC |  |
|                      |                              | 0514079-2   | # ARMREST-REAR RH -----                          | 1               | AC |  |
|                      |                              |   |  | ATTACHING PARTS |    |  |
|                      |                              | S1021Z10-20   | SCREW -----                                      | 2               | AE |  |
|                      |                              | NAS396-7  | NUT TIN -----                                    | 2               | AE |  |
|                      |                              | AN520-10R12   | SCREW -----                                      | 2               | Z  |  |
|                      |                              |   |  | ---*---         |    |  |
| S1957-2              |                              | ASH TRAY -----                                      | 1  | AC              |    |  |
| 1414082-6            |                              | PAD ASSEMBLY-ARMREST -----                          | 1  | C               |    |  |
| 1414082-13           |                              | # PAD ASSEMBLY-ARMREST -----                        | 1  | U               |    |  |
| 1414082-21           | # PAD ASSEMBLY-ARMREST ----- | 1   | T  |                 |    |  |
| -14                  | 0500210-23                   | □ PANEL-BAGGAGE COMPARTMENT RH -----                | 1  | H               |    |  |
|                      | 0500210-97                   | □ PANEL-BAGGAGE COMPARTMENT RH -----                | 1  | J               |    |  |
| -15                  | 0500210-25                   | □ FRAME COVER-BAGGAGE DOOR -----                    | 1  | H               |    |  |
|                      | 0500210-95                   | □ FRAME COVER-BAGGAGE DOOR FWD -----                | 1  | J               |    |  |
| -16                  | 0500210-96                   | □ FRAME COVER-BAGGAGE DOOR AFT -----                | 1  | J               |    |  |
|                      | 0500210-42                   | □ PANEL-BAGGAGE COMPARTMENT REAR -----              | 1  |                 |    |  |
|                      | 0511470-4                    | □ PANEL ASSEMBLY-BAGGAGE COMPARTMENT REAR USE ----- | 1  |                 |    |  |
|                      |                              | WITH AUXILIARY SEAT<br>ATTACHING PARTS              |  |                 |    |  |
| -17                  | H322-4-1                     | GROMMET HWL -----                                   | 3  |                 |    |  |
|                      | H323-4-1-1                   | PLUNGER HWL -----                                   | 3  |                 |    |  |
| -17A                 | H559-3-1                     | GROMMET HWL -----                                   | 2  |                 |    |  |
|                      | H323-3-1-1                   | PLUNGER HWL -----                                   | 2  |                 |    |  |
| -17B                 | S1441-1                      | SEAL 19.0 IN LG BKI REF S1441-1-19.00 -----         | 1  |                 |    |  |
|                      |                              | ---*---   |  |                 |    |  |
| -18                  | 0700114-35                   | □ PANEL-BAGGAGE DOOR -----                          | 1  | X               |    |  |
|                      | 0717000-4                    | □ PANEL-BAGGAGE DOOR -----                          | 1  | W               |    |  |
|                      | 0717000-12                   | □ PANEL-BAGGAGE DOOR -----                          | 1  | AH              |    |  |
|                      |                              | ATTACHING PARTS                                     |  |                 |    |  |
|                      | XH99608F1099                 | STUD UC -----                                       | 8  |                 |    |  |
|                      |                              | ---*---   |  |                 |    |  |
| -19                  | S1273-1                      | HANDLE-BAGGAGE DOOR -----                           | 1  |                 |    |  |
|                      |                              | ATTACHING PARTS                                     |  |                 |    |  |
|                      | AN515-8R8                    | SCREW -----   | 2  |                 |    |  |
|                      |                              | ---*---   |  |                 |    |  |
| -20                  | 0512166-3                    | PLACARD-BAGGAGE LOAD LIMIT -----                    | 1  | O               |    |  |
|                      | 0505007-1                    | PLACARD-BAGGAGE LOAD LIMIT -----                    | 1  | R               |    |  |
|                      | 0710032-2                    | PLATE -----   | 1  | R               |    |  |
|                      |                              | ATTACHING PARTS                                     |  |                 |    |  |
| -21                  | S1021Z4-6                    | SCREW -----   | 2  |                 |    |  |
|                      |                              | ---*---   |  |                 |    |  |
| -22                  | 0500210-16                   | CARPET-AFT FLOORBOARD -----                         | 1  | AK              |    |  |
|                      | 0515016-4                    | # CARPET-AFT FLOORBOARD -----                       | 1  | AN              |    |  |
| -23                  | 0514008-5                    | # CARPET-AFT FLOORBOARD -----                       | 1  | N               |    |  |
|                      | 0500210-15                   | CARPET-FWD FLOORBOARD -----                         | 1  | C               |    |  |
| -23A                 | 0500210-75                   | CARPET ASSEMBLY-FLOORBOARD FORWARD -----            | 1  | F               |    |  |
|                      | 0500210-83                   | # CARPET ASSEMBLY-FLOORBOARD -----                  | 1  | K               |    |  |
| -23B                 | 0500210-106                  | # CARPET ASSEMBLY-FLOORBOARD SKYHAWK & F172 -----   | 1  | AL              |    |  |
|                      | 0515016-3                    | # CARPET ASSEMBLY-FLOORBOARD 172 -----              | 1  | N               |    |  |
|                      | 0515016-3                    | # CARPET ASSY-FLOORBOARD SKYHAWK & F172 -----       | 1  | AM              |    |  |
|                      | 0515016-2                    | # CARPET-FORWARD 172 ONLY -----                     | 1  | N               |    |  |
|                      | 0515016-2                    | # CARPET-FORWARD SKYHAWK & F172 -----               | 1  | AM              |    |  |
|                      | 0500210-106                  | # CARPET ASSEMBLY-FORWARD SKYHAWK -----             | 1  | N               |    |  |
|                      |                              |   | ---*---  |                 |    |  |

CONTINUED ON NEXT PAGE

| FIGURE AND INDEX NO. | PART NUMBER | DESCRIPTION                           | UNITS PER ASSY | USABLE ON CODE |   |   |
|----------------------|-------------|---------------------------------------|----------------|----------------|---|---|
|                      |             |                                       |                |                | 1 | 2 |
| 84 -24               | 0500103-101 | CARPET ASSEMBLY-TUNNEL                | 1              | C              |   |   |
|                      |             | ATTACHING PARTS                       |                |                |   |   |
|                      | S1023A4-6C  | SCREW                                 | AR             |                |   |   |
|                      | S1066C1     | WASHER                                | AR             |                |   |   |
|                      |             | ---*---                               |                |                |   |   |
| -24A                 | 0500210-76  | # CARPET ASSEMBLY-TUNNEL              | 1              | D              |   |   |
| -25                  | 0411293     | SHIELD-CONTROL TEE                    | 1              | A              |   |   |
|                      | 0512046-1   | SHIELD ASSEMBLY-CONTROL U             | 1              | B              |   |   |
| -26                  | 0411840     | CLAMP-SHIELD ATTACHMENT               | 2              | A              |   |   |
|                      | 0411840     | CLAMP-SHIELD ATTACHMENT               | 1              | B              |   |   |
|                      |             | ATTACHING PARTS                       |                |                |   |   |
| -27                  | AN515-6R36  | SCREW                                 | 1              |                |   |   |
| -28                  | NAS679N06   | NUT                                   | 1              |                |   |   |
|                      |             | ---*---                               |                |                |   |   |
| -29                  | 0511475-1   | KICK PLATE LH                         | 1              | L              |   |   |
| -30                  | 0511475-2   | KICK PLATE RH DUAL CONTROLS           | 1              | L              |   |   |
|                      |             | ATTACHING PARTS                       |                |                |   |   |
| -31                  | S1021Z6-8   | SCREW                                 | 4              |                |   |   |
|                      |             | ---*---                               |                |                |   |   |
| -32                  | 0513057-1   | SHIELD-RUDDER BAR LH                  | 1              |                |   |   |
|                      | 0513057-2   | SHIELD-RUDDER BAR LH FLOAT PLANE ONLY | 1              |                |   |   |
|                      |             | ATTACHING PARTS                       |                |                |   |   |
| -33                  | S1021Z6-8   | SCREW                                 | 8              |                |   |   |
|                      | NAS446-4-3  | NUT TIN                               | 3              |                |   |   |
|                      |             | ---*---                               |                |                |   |   |
| -34                  | 0713049-8   | SHIELD-RUDDER BAR RH                  | 1              |                |   |   |
|                      |             | ATTACHING PARTS                       |                |                |   |   |
|                      | S1021Z6-8   | SCREW                                 | 6              |                |   |   |
|                      |             | ---*---                               |                |                |   |   |
| -35                  | 0513058-1   | SHIELD-RUDDER BAR RH DUAL CONTROLS    | 1              |                |   |   |
|                      | 0513058-2   | SHIELD-RUDDER BAR RH FLOAT PLANE ONLY | 1              |                |   |   |
|                      |             | ATTACHING PARTS                       |                |                |   |   |
|                      | S1021Z8-8   | SCREW                                 | 8              |                |   |   |
|                      | NAS446-4-3  | NUT                                   | 3              |                |   |   |
|                      |             | ---*---                               |                |                |   |   |
| -36                  | 0713049-7   | RETAINER-RUDDER BAR                   | 1              | L              |   |   |
|                      |             | ATTACHING PARTS                       |                |                |   |   |
|                      | S1021Z8-14  | SCREW                                 | 3              |                |   |   |
|                      |             | ---*---                               |                |                |   |   |
| -37                  | 0500236-1   | NET-BAGGAGE                           | 1              | AD             |   |   |
|                      | 2015009-3   | NET-BAGGAGE                           | 1              | AC             |   |   |
|                      |             | ATTACHING PARTS                       |                |                |   |   |
|                      | 1200127-1   | WASHER                                | 4              |                |   |   |
| -38                  | 1211203-1   | EYEBOLT                               | 4              |                |   |   |
|                      |             | ---*---                               |                |                |   |   |
| -39                  | 0500210-47  | RETAINER-UPHOLSTERY                   | 1              | H              |   |   |
|                      | 0500210-99  | RETAINER-UPHOLSTERY                   | 1              | J              |   |   |
| -40                  | 0500233-1   | CONSOLE COVER                         | 1              | D              |   |   |
| -41                  | S1878-1     | STUD                                  | 14             | D              |   |   |
| -42                  | 0500403-1   | COVER-CONTROL YOKE SKYHAWK ONLY       | 1              | G              |   |   |
| -43                  | S1021Z6-6   | SCREW                                 | 2              | G              |   |   |
| -44                  | S1878-1     | STUD                                  | 2              | G              |   |   |

NOTE. #THIS PART NUMBER MUST HAVE A SECOND DASH NUMBER ADDED TO DENOTE COLOR. REFER TO HOW TO ORDER INTERIOR PARTS-PAGE XIX.

NOTE. #THIS PART NUMBER MUST HAVE A SECOND DASH NUMBER ADDED TO DENOTE COLOR. REFER TO HOW TO ORDER UPHOLSTERED PARTS-PAGE XVIII.

A---172 SERIAL 17249545 THRU 17250572  
 F172 SERIAL F172-0001 THRU F172-0018  
 P172 SERIAL P17257120 THRU P17257188  
 FP172 SERIAL FP172-0001 THRU FP172-0003  
 B---172 SERIAL 17250573 THRU 17251822  
 F172 SERIAL F172-0019 THRU F172-0085  
 C---172 SERIAL 17249545 THRU 17251822  
 F172 SERIAL F172-0001 THRU F172-0085  
 P172 SERIAL P17257120 THRU P17257188  
 FP172 SERIAL FP172-0001 THRU FP172-0003

CONTINUED ON NEXT PAGE

| FIGURE AND INDEX NO.   | PART NUMBER | DESCRIPTION   | UNITS PER ASSY | USABLE ON CODE |
|------------------------|-------------|---|----------------|----------------|
|                        |             |   |                |                |
| 84 -                   |             | D---172 SERIAL 17251823 THRU 17261898<br>F172 SERIAL F172-0086 THRU F17201034<br>E---172 SERIAL 17249545 THRU 17253392<br>F172 SERIAL F172-0001 THRU F172-0179<br>P172 SERIAL P17257120 THRU P17257188<br>FP172 SERIAL FP172-0001 THRU FP172-0003<br>F---172 SERIAL 17251823 THRU 17253392<br>F172 SERIAL F172-0086 THRU F172-0179<br>G---172 SERIAL 17253393 THRU 17261898<br>F172 SERIAL F172-0180 THRU F17201034<br>H---172 SERIAL 17249545 THRU 17253212<br>F172 SERIAL F172-0001 THRU F172-0251<br>P172 SERIAL P17257120 THRU P17257188<br>FP172 SERIAL FP172-0001 THRU FP172-0003<br>J---172 SERIAL 17253213 THRU 17261898<br>F172 SERIAL F172-0252 THRU F17201034<br>K---172 SERIAL 17253393 THRU 17254892<br>F172 SERIAL F172-0180 THRU F172-0319<br>L---172 SERIAL 17249545 THRU 17254892<br>F172 SERIAL F172-0001 THRU F172-0319<br>P172 SERIAL P17257120 THRU P17257188<br>FP172 SERIAL FP172-0001 THRU FP172-0003<br>M---172 SERIAL 17254893 THRU 17256512<br>F172 SERIAL F172-0320 THRU F17201034<br>N---172 SERIAL 17256513 THRU 17261898<br>O---172 SERIAL 17249545 THRU 17257161<br>F172 SERIAL F172-0001 THRU F172-0559<br>P172 SERIAL P17257120 THRU P17257188<br>FP172 SERIAL FP172-0001 THRU FP172-0003<br>P---172 SERIAL 17254893 THRU 17256512<br>F172 SERIAL F172-0320 THRU F172-0559<br>Q---172 SERIAL 17256513 THRU 17257161<br>R---172 SERIAL 17257162 THRU 17261898<br>F172 SERIAL F172-0560 THRU F17201034<br>S---172 SERIAL 17253393 THRU 17257161<br>F172 SERIAL F172-0180 THRU F17200754<br>T---172 SERIAL 17257162 THRU 17259903<br>F172 SERIAL F17200755 THRU F17200804<br>U---172 SERIAL 17251823 THRU 17257161<br>F172 SERIAL F172-0086 THRU F17261898<br>V---172 SERIAL 17257162 THRU 17258486<br>F172 SERIAL F172-0560 THRU F172-0654<br>W---172 SERIAL 17258487 THRU 17259587<br>F172 SERIAL F172-0655 THRU F17200804<br>X---172 SERIAL 17249545 THRU 17258486<br>F172 SERIAL F172-0001 THRU F172-0654<br>P172 SERIAL P17257120 THRU P17257188<br>FP172 SERIAL FP172-0001 THRU FP172-0003<br>Y---172 SERIAL 17258487 THRU 17259223<br>F172 SERIAL F17200680 THRU F17200754<br>Z---172 SERIAL 17259224 THRU 17261898<br>F172 SERIAL F17200755 THRU F17201034<br>AA---172 SERIAL 17253393 THRU 17259223<br>F172 SERIAL F172-0180 THRU F17200754<br>AB---172 SERIAL 17259224 THRU 17259903<br>F172 SERIAL F17200755 THRU F17200804<br>AC---172 SERIAL 17259904 THRU 17261898<br>F172 SERIAL F17200805 THRU F17201034<br>AD---172 SERIAL 17249545 THRU 17259903<br>F172 SERIAL F172-0001 THRU F17200804<br>P172 SERIAL P17257120 THRU P17257188<br>FP172 SERIAL FP172-0001 THRU FP172-0003<br>AE---172 SERIAL 17249545 THRU 17259223<br>F172 SERIAL F172-0001 THRU F17200754<br>P172 SERIAL P17257120 THRU P17257188<br>FP172 SERIAL FP172-0001 THRU FP172-0003<br>AF---172 SERIAL 17259904 THRU 17260758<br>F172 SERIAL F17200805 THRU F17200905 |                |                |
| CONTINUED ON NEXT PAGE |             |   |                |                |

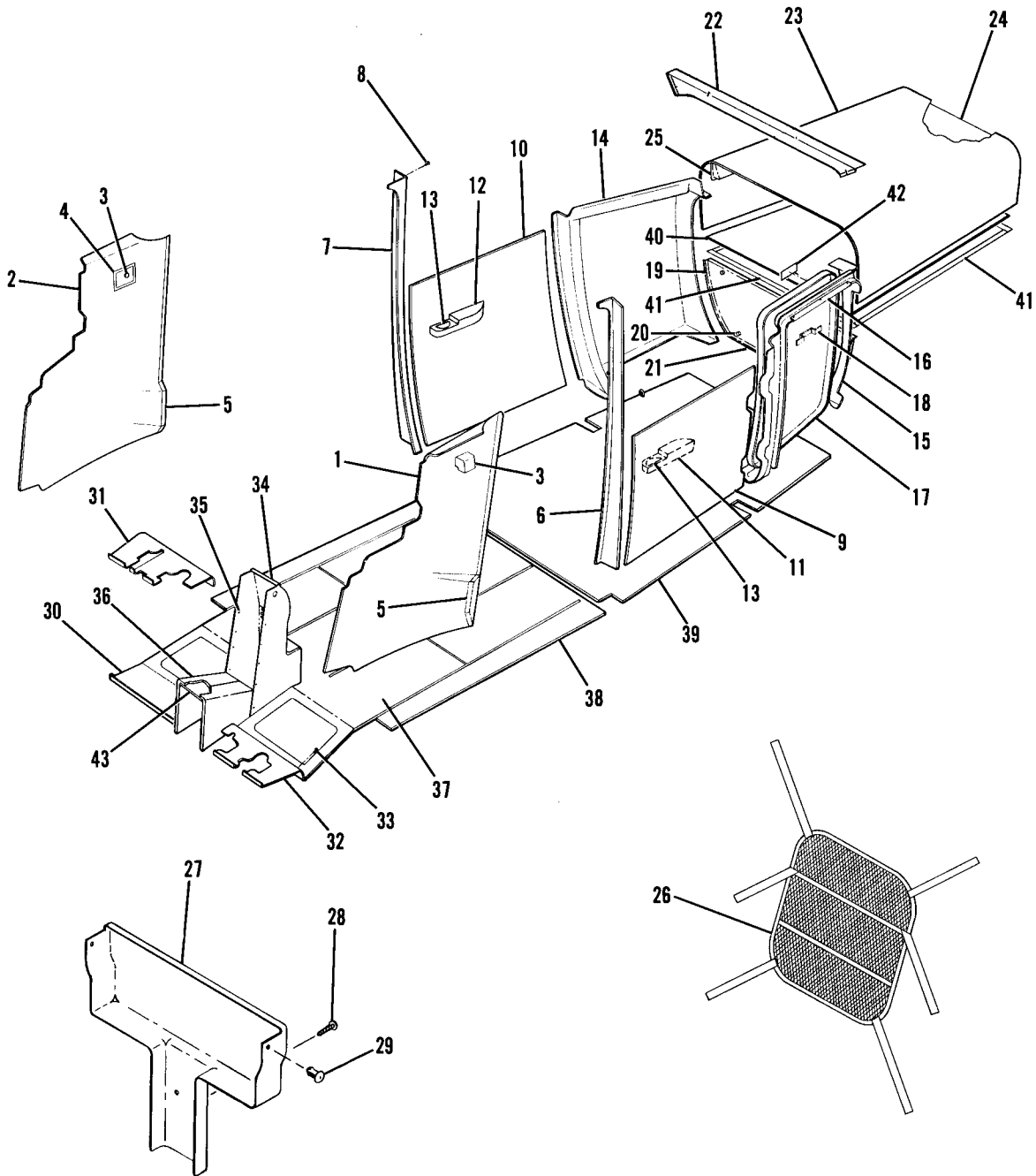
| FIGURE AND INDEX NO. | PART NUMBER | DESCRIPTION  | UNITS PER ASSY | USABLE ON CODE |
|----------------------|-------------|--|----------------|----------------|
| 84 -                 |             | <p style="text-align: center;"><b>1 2 3 4 5 6 7</b></p> <p>AG---172 SERIAL 17260759 THRU 17261898<br/>                     F172 SERIAL F17200905 THRU F17201034<br/>                     AH---172 SERIAL 17259588 THRU 17261898<br/>                     F172 SERIAL F17200805 THRU F17201034<br/>                     AJ---172 SERIAL 17249545 THRU 17261898<br/>                     F172 SERIAL F172-0001 THRU F17201034<br/>                     P172 SERIAL 17257120 THRU P17257188<br/>                     FP172 SERIAL FP172-0001 THRU FP172-0003<br/>                     AK---172 SERIAL 17249545 THRU 17256512<br/>                     F172 SERIAL F172-0001 THRU F172-0654<br/>                     P172 SERIAL P17257120 THRU P17257188<br/>                     FP172 SERIAL FP172-0001 THRU FP172-0003<br/>                     AL---172 SERIAL 17254893 THRU 17258486<br/>                     F172 SERIAL F172-0320 THRU F172-0654<br/>                     AM---172 SERIAL 17258487 THRU 17261898<br/>                     F172 SERIAL F17200655 THRU F17201034<br/>                     AN---172 SERIAL 17256513 THRU 17261898<br/>                     F172 SERIAL F17200655 THRU F17201034</p> |                |                |



| FIGURE AND INDEX NO. | PART NUMBER  |   | DESCRIPTION  | UNITS PER ASSY | USABLE ON CODE |
|----------------------|--------------|---|--|----------------|----------------|
| 85                   |              |   | UPHOLSTERY INSTALLATION-CABIN SIDE PANELS & FLOORBOARD ----- | NP             | A              |
| - 1                  | 0515005-1    | # | SIDE PANEL ASSY-FWD LH -----                                 | 1              |                |
| - 2                  | 0515005-2    | # | SIDE PANEL ASSY-FWD RH -----                                 | 1              |                |
| - 3                  | 0411030-6    |   | ASH TRAY -----   | 2              |                |
| - 4                  | 0411030-5    |   | RETAINER-ASH TRAY -----                                      | 2              |                |
|                      |              |   | ATTACHING PARTS  |                |                |
|                      | S1021Z4-8    |   | SCREW -----  | 2              |                |
|                      | NAS446-1     |   | NUT -----  | 2              |                |
|                      |              |   | ---*---  |                |                |
| - 5                  | 0515020-1    |   | RETAINER-UPHOLSTERY -----                                    | 2              |                |
|                      |              |   | ATTACHING PARTS  |                |                |
|                      | S1021Z4-6    |   | SCREW -----  | 2              |                |
|                      |              |   | ---*---  |                |                |
| - 6                  | 0514065-1    | □ | COVER-AFT DOORPOST LH -----                                  | 1              |                |
| - 7                  | 0514065-2    | □ | COVER-AFT DOORPOST RH -----                                  | 1              |                |
|                      |              |   | ATTACHING PARTS  |                |                |
| - 8                  | S1021Z6-6    |   | SCREW -----  | 6              |                |
|                      |              |   | ---*---  |                |                |
| - 9                  | 0515005-5    | # | SIDE PANEL ASSY-LH -----                                     | 1              |                |
| -10                  | 0515005-6    | # | SIDE PANEL ASSY-RH -----                                     | 1              |                |
| -11                  | 0715039-3    | # | ARMREST ASSY-REAR LH -----                                   | 1              |                |
| -12                  | 0715039-4    | # | ARMREST ASSY-REAR RH -----                                   | 1              |                |
|                      |              |   | ATTACHING PARTS  |                |                |
|                      | AN520-10R12  |   | SCREW -----  | 2              |                |
|                      |              |   | ---*---  |                |                |
| -13                  | S1957-2      |   | ASH TRAY -----   | 2              |                |
| -14                  | 0500210-97   | □ | PANEL-BAGGAGE COMPARTMENT RH -----                           | 1              |                |
| -15                  | 0515018-1    | □ | COVER-BAGGAGE DOOR FRAME AFT -----                           | 1              |                |
|                      | 0500210-95   | □ | COVER-BAGGAGE DOOR FRAME FWD -----                           | 1              |                |
| -16                  | 0500210-99   |   | RETAINER-UPHOLSTERY -----                                    | 1              |                |
| -17                  | 0717000-12   | □ | PANEL-BAGGAGE COMPARTMENT -----                              | 1              |                |
|                      |              |   | ATTACHING PARTS  |                |                |
|                      | XH99608F1099 |   | STUD -----   | 8              |                |
|                      |              |   | ---*---  |                |                |
| -18                  | S1273-1      |   | HANDLE-BAGGAGE DOOR -----                                    | 1              |                |
|                      |              |   | ATTACHING PARTS  |                |                |
|                      | AN515-3R8    |   | SCREW -----  | 2              |                |
|                      |              |   | ---*---  |                |                |
| -19                  | 0515012-1    | □ | PANEL-BAGGAGE COMPARTMENT LWR FWD -----                      | 1              |                |
|                      |              |   | ATTACHING PARTS  |                |                |
| -20                  | H559-3-1     |   | GROMMET HLW -----  | 4              |                |
|                      | H323-3-1-1   |   | PLUNGER HLW -----  | 4              |                |
|                      |              |   | ---*---  |                |                |
| -21                  | S1441-1      |   | SEAL 19.00 IN LG BKI REF S1441-1-19.00 -----                 | 1              |                |

CONTINUED ON NEXT PAGE

Upholstery (Cont)



**172 SERIAL 17261899 THRU 17263458**  
**F172 SERIAL F17201035 THRU F17201234**

Figure 85. Cabin Side Panels & Floorboard Upholstery Installation



| FIGURE AND INDEX NO. | PART NUMBER |   | DESCRIPTION   | UNITS PER ASSY | USABLE ON CODE |
|----------------------|-------------|---|---|----------------|----------------|
|                      |             |   |   |                |                |
| 85 -22               | 0515012-2   | □ | MOULDING-BAGGAGE COMPARTMENT<br>ATTACHING PARTS                 | 1              |                |
|                      | S1021Z6-6   |   | SCREW   | 3              |                |
| -23                  | 0515015-1   | □ | PANEL-BAGGAGE COMPARTMENT UPPER<br>ATTACHING PARTS              | 1              |                |
|                      | S1022A4-6   |   | SCREW   | 3              |                |
| -24                  | 0515019-3   | □ | PANEL ASSY-BAGGAGE COMPARTMENT UPPER AFT                        | 1              |                |
| -25                  | 0515009-1   | □ | COVER ASSY-EMERGENCY LOCATOR TRANSMITTER                        | 1              |                |
|                      | H559-3-1    |   | GROMMET HLW   | 2              |                |
|                      | H323-3-1-1  |   | PLUNGER HLW   | 2              |                |
|                      | 1205085-2   |   | PLACARD-EMERGENCY LOCATOR TRANSMITTER                           | 1              |                |
| -26                  | 2015009-5   |   | NET-BAGGAGE<br>ATTACHING PARTS                                  | 1              |                |
|                      | 1211203-1   |   | EYEBOLT   | 6              |                |
|                      | 1200127-1   |   | WASHER  | 6              |                |
| -27                  | 0500403-1   | □ | COVER-CONTROL YOKE SKYHAWK & SKYHAWK II ONLY<br>ATTACHING PARTS |                |                |
| -28                  | S1021Z6-6   |   | SCREW   | 2              |                |
| -29                  | S1878-1     |   | STUD  | 2              |                |
| -30                  | 0713049-8   |   | SHIELD-RUDDER BAR RH  | 1              |                |
| -31                  | 0513058-1   |   | SHIELD-RUDDER BAR RH DUAL CONTROLS                              | 1              |                |
|                      | 0513058-2   |   | SHIELD-RUDDER BAR RH FLOATPLANE ONLY                            | 1              |                |
|                      | S1021Z6-8   |   | ATTACHING PARTS<br>SCREW  | 8              |                |
|                      | NAS446-4-3  |   | NUT   | 4              |                |
| -32                  | 0513057-1   |   | SHIELD-RUDDER BAR LH  | 1              |                |
|                      | 0513057-2   |   | SHIELD-RUDDER BAR LH FLOAT PLANE ONLY                           | 1              |                |
| -33                  | S1021Z6-8   |   | ATTACHING PARTS<br>SCREW  | 8              |                |
|                      | NAS446-4-3  |   | NUT   | 4              |                |
| -34                  | 0500233-1   | □ | COVER-CONSOLE WEU 0500233-4                                     | 1              |                |
|                      | 0500233-4   | □ | COVER-CONSOLE   | 1              |                |
| -35                  | S1878-1     |   | ATTACHING PARTS<br>STUD   | 14             |                |
| -36                  | 0500210-76  | # | CARPET ASSY-TUNNEL  | 1              |                |
| -37                  | 0515016-2   | # | CARPET ASSY-FORWARD   | 1              |                |
| -38                  | 0515016-3   | # | CARPET ASSY-CENTER  | 1              |                |
| -39                  | 0515016-4   | # | CARPET ASSY-AFT   | 1              |                |
|                      | S1021A4-6   |   | ATTACHING PARTS<br>SCREW  | AR             |                |
|                      | S2092-1     |   | HOOK-FABRIC FASTENER * IN LG BKI REF S2092-1-*                  | AR             |                |
| -40                  | 0515016-5   | # | CARPET ASSY-UPPER AFT BAGGAGE AREA<br>ATTACHING PARTS           | 1              |                |
| -41                  | S2092-31    |   | HOOK-FABRIC FASTENER * IN LG BKI REF S2092-31-*                 | AR             |                |
|                      | S1022A4-6   |   | SCREW   | AR             |                |
|                      | S1066C1     |   | WASHER  | AR             |                |
| -42                  | 0505043-1   |   | PLACARD-BAGGAGE CAPACITY  | 1              |                |
| -43                  | 0513380-2   |   | PLATE   | 1              |                |
|                      | S1021Z8-6   |   | ATTACHING PARTS<br>SCREW  | 4              |                |

NOTE. #THIS PART NUMBER MUST HAVE A SECOND DASH NUMBER ADDED TO DENOTE COLOR. REFER TO HOW TO ORDER UPHOLSTERED PARTS - PAGE XVIII.

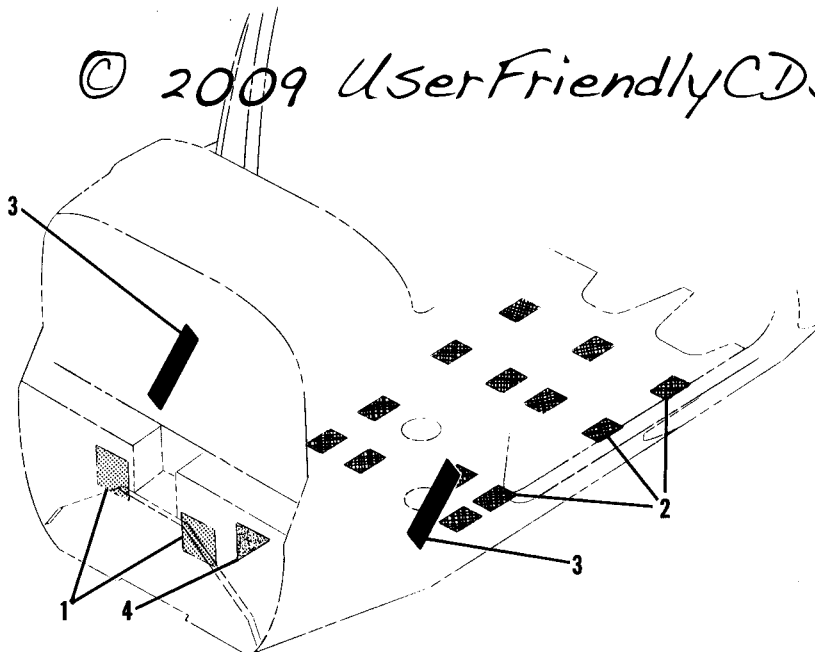
NOTE. □THIS PART NUMBER MUST HAVE A SECOND DASH NUMBER ADDED TO DENOTE COLOR. REFER TO HOW TO ORDER INTERIOR PARTS - PAGE XIX.

NOTE. \*LENGTH TO BE DETERMINED LATER.

A---172 SERIAL 17261899 THRU 17263458  
F172 SERIAL F17201035 THRU F17201234

Soundproofing

© 2009 UserFriendlyCDS



**172 SERIAL 17257162 THRU 17263458**  
**F172 SERIAL F172-0560 THRU F17201234**

Figure 86. Soundproofing Installation

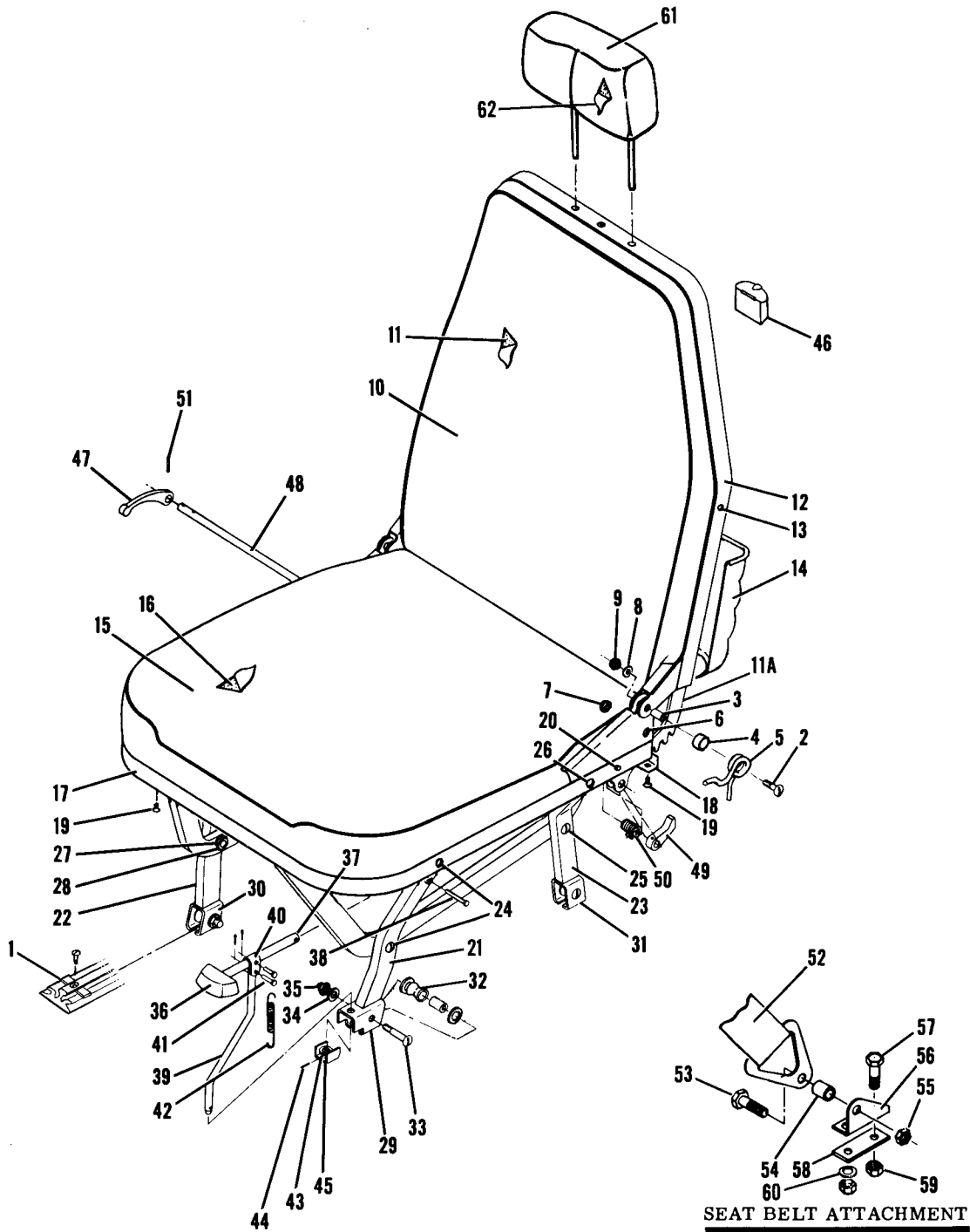
| FIGURE AND INDEX NO. | PART NUMBER | DESCRIPTION   | UNITS PER ASSY | USABLE ON CODE |
|----------------------|-------------|---|----------------|----------------|
| 86 -                 |             | <b>1 2 3 4 5 6 7</b>  |                |                |
| - 1                  | 1700127-1   | SOUNDPROOFING INSTALLATION-FUSELAGE -----                                     | NP             | A              |
| - 2                  | 1700127-3   | PANELS-SOUNDPROOFING -----  | 2              |                |
| - 3                  | 1700127-4   | PANELS-SOUNDPROOFING -----  | 13             |                |
| - 3                  | 1700127-4   | PANELS-SOUNDPROOFING -----  | 2              |                |
| - 4                  | 1700127-6   | PANEL-SOUNDPROOFING -----   | 1              |                |
|                      |             | A---172 SERIAL 17257162 THRU 17263458<br>F172 SERIAL F172-0560 THRU F17201234 |                |                |



| FIGURE AND INDEX NO. | PART NUMBER  |   | DESCRIPTION   |   |   |   |   |   | UNITS PER ASSY | USABLE ON CODE |
|----------------------|--------------|---|---|---|---|---|---|---|----------------|----------------|
|                      |              |   | 1   | 2 | 3 | 4 | 5 | 6 |                |                |
| 87 -                 |              |   | <b>PILOT &amp; CO-PILOT SEAT INSTALLATION</b> ----- |   |   |   |   |   | NP             | G              |
|                      | 0500210-20   | # | SEAT ASSEMBLY-PILOT & CO-PILOT -----                |   |   |   |   |   | 2              |                |
|                      |              |   | ATTACHING PARTS -----                               |   |   |   |   |   |                |                |
| - 1                  | 0511242-1    |   | STOP-SEAT -----                                     |   |   |   |   |   | 2              |                |
|                      | AN500A8-4    |   | SCREW -----   |   |   |   |   |   | 2              |                |
|                      |              |   | ---*---   |   |   |   |   |   |                |                |
|                      | 0500210-200  | # | BACK ASSEMBLY-UPHOLSTERED SEAT -----                |   |   |   |   |   | 1              |                |
|                      |              |   | ATTACHING PARTS -----                               |   |   |   |   |   |                |                |
| - 2                  | AN23-16      |   | BOLT -----  |   |   |   |   |   | 2              |                |
| - 3                  | 1414104-4    |   | BUSHING -----                                       |   |   |   |   |   | 2              |                |
| - 4                  | 0711668-1    |   | BUSHING -----                                       |   |   |   |   |   | 2              |                |
| - 5                  | 0711667-1    |   | SPRING -----  |   |   |   |   |   | 2              |                |
| - 6                  | AN507-832R14 |   | SCREW -----   |   |   |   |   |   | 2              |                |
| - 7                  | MS21044N08   |   | NUT -----   |   |   |   |   |   | 2              |                |
| - 8                  | AN960-10L    |   | WASHER -----  |   |   |   |   |   | 2              |                |
| - 9                  | S1914-8      |   | NUT EN -----  |   |   |   |   |   | 2              |                |
|                      |              |   | ---*---   |   |   |   |   |   |                |                |
| -10                  | 0500210-26   | # | COVER-SEAT BACK -----                               |   |   |   |   |   | 1              |                |
| -11                  | 1414100-9    |   | CUSHION-SEAT BACK -----                             |   |   |   |   |   | 1              |                |
| -11A                 | 1414230-1    |   | CAM ASSEMBLY -----                                  |   |   |   |   |   | 2              |                |
| -12                  | 1414110-1    | □ | TRIM-SEAT BACK -----                                |   |   |   |   |   | 1              |                |
|                      |              |   | ATTACHING PARTS -----                               |   |   |   |   |   |                |                |
| -13                  | S102128-6C   |   | SCREW -----   |   |   |   |   |   | 3              |                |
|                      |              |   | ---*---   |   |   |   |   |   |                |                |
| -14                  | 1414110-3    | □ | POCKET ASSEMBLY-MAGAZINE -----                      |   |   |   |   |   | 1              |                |
|                      | 0500210-201  | # | BOTTOM ASSEMBLY-UPHOLSTERED SEAT -----              |   |   |   |   |   | 1              |                |
| -15                  | 0500210-24   | # | COVER-SEAT BOTTOM -----                             |   |   |   |   |   | 1              |                |
| -16                  | 1414100-8    |   | CUSHION-SEAT BOTTOM -----                           |   |   |   |   |   | 1              |                |
| -17                  | 1414217-7    |   | RETAINER-SEAT BOTTOM -----                          |   |   |   |   |   | 1              |                |
| -18                  | 1414217-3    |   | RETAINER-SEAT BOTTOM -----                          |   |   |   |   |   | 1              |                |
| -19                  | S102126-4    |   | SCREW -----   |   |   |   |   |   | 14             |                |
| -20                  | AN23-15A     |   | BOLT-SEAT BACK STOP LH ONLY -----                   |   |   |   |   |   | 1              |                |
|                      | AN23-19A     |   | BOLT-SEAT BACK STOP RH ONLY -----                   |   |   |   |   |   | 1              |                |
|                      | NAS43HT3-16  |   | SPACER RH ONLY -----                                |   |   |   |   |   | 1              |                |
|                      | MS21044N3    |   | NUT -----   |   |   |   |   |   | 2              |                |
| -21                  | 1414103-2    |   | LEG ASSEMBLY-FORWARD L H -----                      |   |   |   |   |   | 1              |                |
| -22                  | 1414103-12   |   | LEG ASSEMBLY-FORWARD R H -----                      |   |   |   |   |   | 1              |                |
| -23                  | 1414103-6    |   | LEG-SEAT AFT -----                                  |   |   |   |   |   | 2              |                |
|                      |              |   | ATTACHING PARTS -----                               |   |   |   |   |   |                |                |
| -24                  | AN24-13      |   | BOLT-FORWARD LEG -----                              |   |   |   |   |   | 2              |                |
| -25                  | AN24-13      |   | BOLT-AFT LEG -----                                  |   |   |   |   |   | 1              |                |
| -26                  | AN24-16      |   | BOLT-AFT LEG -----                                  |   |   |   |   |   | 1              |                |
| -27                  | AN936A416    |   | WASHER -----  |   |   |   |   |   | 2              |                |
|                      | AN936A616    |   | WASHER -----  |   |   |   |   |   | 2              |                |
| -28                  | 1414112-1    |   | NUT -----   |   |   |   |   |   | 2              |                |
|                      |              |   | ---*---   |   |   |   |   |   |                |                |
| -29                  | 1414104-39   |   | HOUSING-SEAT ROLLER FORWARD L H -----               |   |   |   |   |   | 1              |                |
| -30                  | 1414104-40   |   | HOUSING-SEAT ROLLER FORWARD R H -----               |   |   |   |   |   | 1              |                |
| -31                  | 1414104-41   |   | HOUSING-SEAT ROLLER AFT L H -----                   |   |   |   |   |   | 1              |                |
|                      | 1414104-42   |   | HOUSING-SEAT ROLLER AFT R H -----                   |   |   |   |   |   | 1              |                |
| -32                  | 1414100-212  |   | KIT-SEAT ROLLER -----                               |   |   |   |   |   | 4              |                |
|                      |              |   | ATTACHING PARTS -----                               |   |   |   |   |   |                |                |
| -33                  | AN23-19A     |   | BOLT -----  |   |   |   |   |   | 1              |                |
| -34                  | AN960-10L    |   | WASHER -----  |   |   |   |   |   | 1              |                |
| -35                  | S1914-8      |   | NUT EN -----  |   |   |   |   |   | 1              |                |
|                      |              |   | ---*---   |   |   |   |   |   |                |                |
| -36                  | 0700113-1    |   | KNOB-FORE & AFT SEAT ADJUSTMENT -----               |   |   |   |   |   | 1              |                |
|                      | S102126-8    |   | SCREW -----   |   |   |   |   |   | 1              |                |
| -37                  | 1414104-45   |   | ARM-SEAT ADJUSTMENT -----                           |   |   |   |   |   | 1              |                |
|                      |              |   | ATTACHING PARTS -----                               |   |   |   |   |   |                |                |
| -38                  | MS20392-2C47 |   | PIN -----   |   |   |   |   |   | 1              |                |
|                      | MS24665-132  |   | PIN-COTTER -----                                    |   |   |   |   |   | 1              |                |
|                      |              |   | ---*---   |   |   |   |   |   |                |                |
| -39                  | 1414104-46   |   | PIN-SEAT ADJUSTMENT -----                           |   |   |   |   |   | 1              |                |
| -40                  | 1414104-2    |   | CLAMP -----   |   |   |   |   |   | 1              |                |
| -41                  | MS20392-1C15 |   | PIN -----   |   |   |   |   |   | 2              |                |
|                      | MS24665-132  |   | PIN-COTTER -----                                    |   |   |   |   |   | 2              |                |
| -42                  | 1414116-1    |   | SPRING-SEAT ADJUSTMENT -----                        |   |   |   |   |   | 1              |                |
| -43                  | AN960C416L   |   | WASHER -----  |   |   |   |   |   | 1              |                |
| -44                  | NAS561-2-12  |   | PIN -----   |   |   |   |   |   | 1              |                |
| -45                  | 1414104-8    |   | BRACKET-SEAT ADJUSTMENT -----                       |   |   |   |   |   | 1              |                |
| -46                  | 1A1002X      |   | ASH RECEIVER-SEAT BACK GDR -----                    |   |   |   |   |   | 1              |                |
| -47                  | 0710312-2    |   | HANDLE-RECLINING ADJUSTMENT -----                   |   |   |   |   |   | 1              |                |
| -48                  | 1414104-1    |   | TUBE-SEAT ADJUSTMENT TORQUE -----                   |   |   |   |   |   | 1              |                |

CONTINUED ON NEXT PAGE

Front Seat

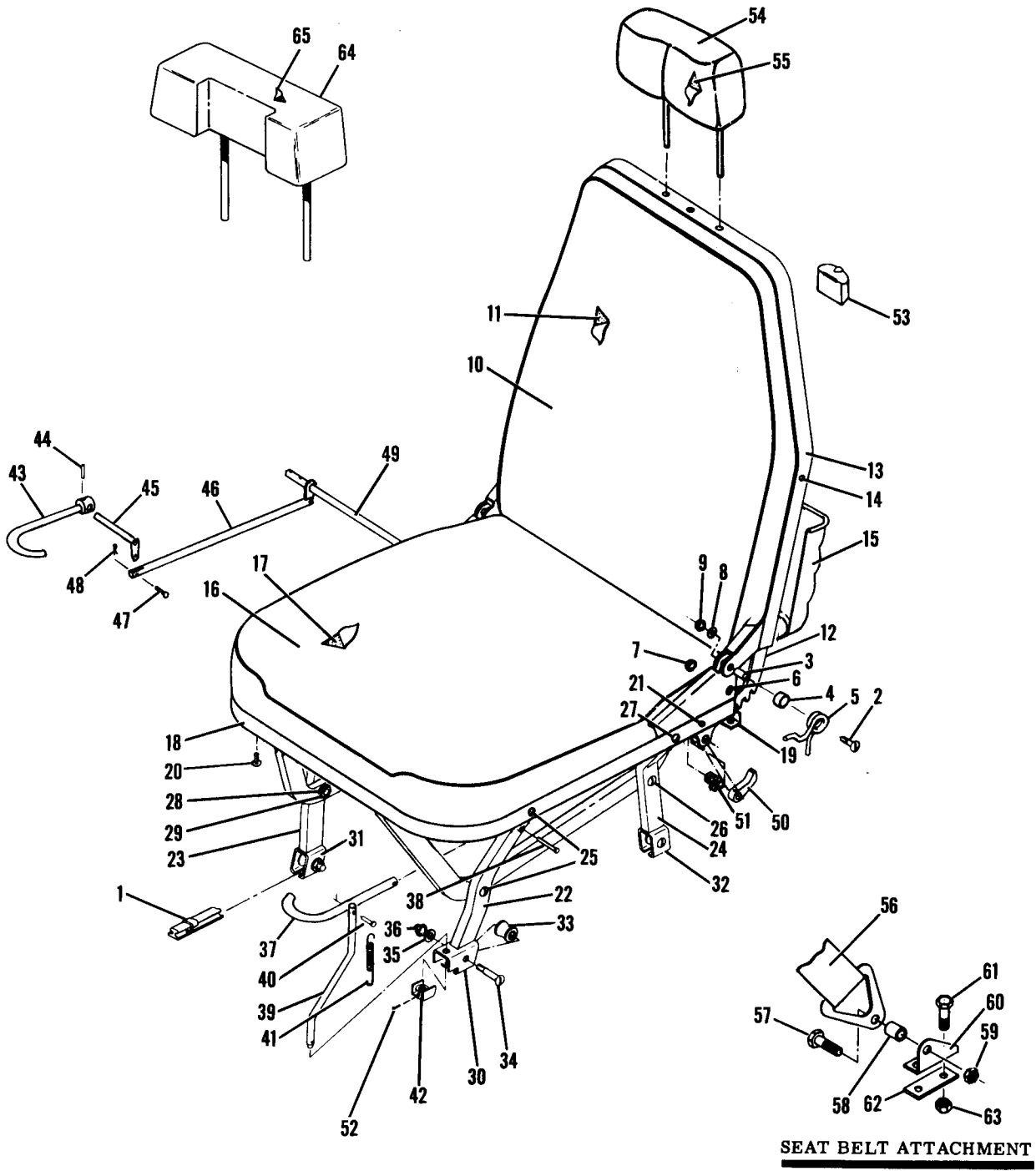


**172 SERIAL 17249545 THRU 17256512**  
**F172 SERIAL SEE CODE G**  
**P172 SERIAL P17257120 THRU P17257188**

Figure 87. Pilot & Co-Pilot Seat Installation

| FIGURE AND INDEX NO.   | PART NUMBER | DESCRIPTION                                      | UNITS PER ASSY | USABLE ON CODE |
|--|-------------|--|----------------|----------------|
|  |             | <b>1 2 3 4 5 6 7</b>                             |                |                |
| 87 -49   | 1414114-1   | PAWL-SEAT ADJUSTMENT -----                       | 2              |                |
| -50  | 1414107-1   | SPRING-SEAT ADJUSTMENT -----                     | 1              |                |
| -51  | NAS561C3-10 | PIN -----  | 3              |                |
| -52  | S1060-15    | BELT ASSEMBLY-FRONT SEAT -----                   | 2              | A              |
|  | S1060-3     | BELT ASSEMBLY-FRONT SEAT -----                   | 2              | C              |
|  | S1618H3     | BELT ASSEMBLY-FRONT SEAT CORAL -----             | 2              | D              |
|  | S1618F3     | BELT ASSEMBLY-FRONT SEAT OLIVE -----             | 2              | D              |
|  | S1618C3     | BELT ASSEMBLY-FRONT SEAT BLUE -----              | 2              | D              |
|  | S1618D3     | BELT ASSEMBLY-FRONT SEAT TAN -----               | 2              | D              |
|  | S1539B4     | BELT ASSEMBLY-FRONT SEAT BLACK -----             | 1              | E              |
|  | S1618D3     | BELT ASSEMBLY-FRONT SEAT TAN -----               | 2              | F              |
|  | S1618J3     | BELT ASSEMBLY-FRONT SEAT RED -----               | 2              | F              |
|  | S1618K3     | BELT ASSEMBLY-FRONT SEAT AVOCADO -----           | 2              | F              |
|  | S1618M3     | BELT ASSEMBLY-FRONT SEAT BLUE -----              | 2              | F              |
|  | S1539D4     | BELT ASSEMBLY-FRONT SEAT TAN -----               | 2              | H              |
|  | S1539J4     | BELT ASSEMBLY-FRONT SEAT RED -----               | 2              | H              |
|  | S1539K4     | BELT ASSEMBLY-FRONT SEAT AVOCADO -----           | 2              | H              |
|  | S1539M4     | BELT ASSEMBLY-FRONT SEAT BLUE -----              | 2              | H              |
|  |             | ATTACHING PARTS                                  |                |                |
| -53  | AN4-6A      | BOLT -----                                       | 2              |                |
| -54  | NAS43HT4-22 | SPACER -----                                     | 2              |                |
| -55  | MS21042L4   | NUT -----  | 2              |                |
|  |             | -----*   |                |                |
| -56  | 0510205-3   | FITTING-SEAT BELT INBOARD LH & OUTBOARD RH ----- | 2              | A              |
|  | 0510205-3   | FITTING-SEAT BELT OUTBOARD LH -----              | 1              | B              |
|  | 0510205-4   | FITTING-SEAT BELT OUTBOARD LH & INBOARD RH ----- | 2              | A              |
|  | 0510205-4   | FITTING-SEAT BELT OUTBOARD RH -----              | 1              | B              |
|  | 0510205-4   | FITTING-SEAT BELT INBOARD LH -----               | 1              | B              |
|  | 0510205-3   | FITTING-SEAT BELT INBOARD RH -----               | 1              | B              |
|  |             | ATTACHING PARTS                                  |                |                |
| -57  | AN3-4A      | BOLT -----                                       | 2              |                |
| -58  | 0510202-1   | PLATE -----                                      | 1              | A              |
|  | 0710632-1   | PLATE -----                                      | 2              | B              |
| -59  | MS21044N3   | NUT -----  | 2              |                |
| -60  | AN970-3     | WASHER -----                                     | 1              | A              |
|  |             | -----*   |                |                |
| -61  | 1414252-1   | # HEADREST ASSEMBLY -----                        | 2              | J              |
| -62  | 1414252-6   | # COVER-HEADREST -----                           | 1              | J              |
| <p>NOTE. #THIS PART NUMBER MUST HAVE A SECOND DASH NUMBER ADDED TO DENOTE COLOR. REFER TO HOW TO ORDER INTERIOR PARTS-PAGE XIX.</p> <p>NOTE. #THIS PART NUMBER MUST HAVE A SECOND DASH NUMBER ADDED TO DENOTE COLOR. REFER TO HOW TO ORDER UPHOLSTERED PARTS-PAGE XVIII.</p> <p>A---172 SERIAL 17249545 THRU 17251822<br/>           F172 SERIAL F172-0001 THRU F172-0085<br/>           P172 SERIAL P17257120 THRU P17257188<br/>           FP172 SERIAL FP172-0001 THRU FP172-0003</p> <p>B---172 SERIAL 17251823 THRU 17256512<br/>           F172 SERIAL F172-0086 THRU F172-0431,<br/>           F172-0436 THRU F172-0442,<br/>           F172-0444 THRU F172-0446</p> <p>C---172 SERIAL 17251823 THRU 17253392<br/>           F172 SERIAL F172-0086 THRU F172-0179</p> <p>D---172 SERIAL 17253393 THRU 17254892<br/>           F172 SERIAL F172-0180 THRU F172-0251</p> <p>E---F172 SERIAL F172-0252 THRU F172-0319</p> <p>F---172 SERIAL 17254893 THRU 17256512</p> <p>G---172 SERIAL 17249545 THRU 17256512<br/>           F172 SERIAL F172-0001 THRU F172-0431,<br/>           F172-0436 THRU F172-0442,<br/>           F172-0444 THRU F172-0446<br/>           P172 SERIAL P17257120 THRU P17257188<br/>           FP172 SERIAL FP172-0001 THRU FP172-0003</p> <p>H---F172 SERIAL F172-0320 THRU F172-0431,<br/>           F172-0436 THRU F172-0442,<br/>           F172-0444 THRU F172-0446</p> <p>J---172 SERIAL 17249545 THRU 17256512<br/>           F172 SERIAL F172-0001 THRU F172-0431,<br/>           F172-0436 THRU F172-0442,<br/>           F172-0444 THRU F172-0446<br/>           P172 SERIAL P17257120 THRU P17257188<br/>           FP172 SERIAL FP172-0001 THRU FP172-0003</p> |             |  |                |                |

Seat (Cont)



172 SERIAL 17256513 THRU 17260758  
Figure 88. Pilot & Co-Pilot Seat Installation

| FIGURE AND INDEX NO. | PART NUMBER  |                      | DESCRIPTION   | UNITS PER ASSY | USABLE ON CODE |
|----------------------|--------------|----------------------|---|----------------|----------------|
|                      |              | <b>1 2 3 4 5 6 7</b> |   |                |                |
| 88 -                 |              | #                    | PILOT & CO-PILOT SEAT INSTALLATION -----            | NP             | A              |
|                      | 0500210-129  | #                    | SEAT ASSEMBLY-PILOT & CO-PILOT -----                | 2              | B              |
|                      | 0500210-130  | #                    | SEAT ASSEMBLY-PILOT & CO-PILOT SKYHAWK ONLY -----   | 2              | B              |
|                      | 0500210-149  | #                    | SEAT ASSEMBLY-PILOT & CO-PILOT -----                | 2              | D              |
|                      | 0500210-173  | #                    | SEAT ASSEMBLY-PILOT & CO-PILOT -----                | 2              | J              |
|                      | 0514075-1    | #                    | SEAT ASSEMBLY-PILOT & CO-PILOT -----                | 2              | K              |
|                      |              |                      | ATTACHING PARTS                                     |                |                |
| - 1                  | 0511242-1    |                      | STOP-SEAT -----                                     | 2              |                |
|                      | AN500A8-4    |                      | SCREW -----   | 2              |                |
|                      |              |                      | -----*  |                |                |
|                      | 0500210-209  | #                    | BACK ASSEMBLY-UPHOLSTERED SEAT SKYHAWK ONLY -----   | 1              | B              |
|                      | 0500210-202  | #                    | BACK ASSEMBLY-UPHOLSTERED SEAT -----                | 1              | B              |
|                      | 0500210-205  | #                    | BACK ASSEMBLY-UPHOLSTERED SEAT -----                | 1              | D              |
|                      | 0500210-207  | #                    | BACK ASSEMBLY-UPHOLSTERED SEAT -----                | 1              | J              |
|                      |              |                      | BACK ASSEMBLY-UPHOLSTERED SEAT -----                | NP             | K              |
|                      |              |                      | ATTACHING PARTS                                     |                |                |
| - 2                  | AN23-19A     |                      | BOLT -----  | 2              |                |
| - 3                  | 1414104-4    |                      | BUSHING -----                                       | 2              |                |
| - 4                  | 0711668-1    |                      | BUSHING -----                                       | 2              |                |
| - 5                  | 0711667-1    |                      | SPRING -----  | 2              |                |
| - 6                  | AN507-832R14 |                      | SCREW -----   | 2              |                |
| - 7                  | MS21044N08   |                      | NUT -----   | 2              |                |
| - 8                  | AN960-10L    |                      | WASHER -----  | 2              |                |
| - 9                  | S1914-8      |                      | NUT EN -----  | 2              |                |
|                      |              |                      | -----*  |                |                |
| -10                  | 0500210-26   | #                    | COVER-SEAT BACK SKYHAWK ONLY -----                  | 1              | B              |
|                      | 0500210-128  | #                    | COVER ASSEMBLY-SEAT BACK -----                      | 1              | F              |
|                      | 0500210-178  | #                    | COVER ASSEMBLY-SEAT BACK -----                      | 1              | J              |
|                      | 0514075-7    | #                    | COVER ASSEMBLY-SEAT BACK -----                      | 1              | K              |
| -11                  | 1414100-9    |                      | CUSHION-SEAT BACK -----                             | 1              | B              |
|                      | 1214050-5    |                      | CUSHION-SEAT BACK -----                             | 1              | D              |
|                      | 0500210-155  |                      | CUSHION-SEAT BACK -----                             | 1              | E              |
| -12                  | 1414230-1    |                      | CAM ASSEMBLY -----                                  | 2              |                |
| -13                  | 0715001-1    |                      | TRIM-SEAT BACK SKYHAWK ONLY -----                   | 1              | B              |
|                      | 0514055-1    |                      | TRIM-SEAT BACK -----                                | 1              | D              |
|                      | 0514055-11   |                      | TRIM-SEAT BACK -----                                | 1              | J              |
|                      | 0514076-1    |                      | TRIM-SEAT BACK -----                                | 1              | K              |
| -14                  | S102128-6C   |                      | SCREW -----   | 3              |                |
| -15                  | 1715023-3    |                      | POCKET ASSEMBLY-MAGAZINE -----                      | 1              | B              |
|                      | 0514055-3    |                      | POCKET ASSEMBLY -----                               | 1              | L              |
|                      | 1214062-5    | #                    | POCKET ASSY -----                                   | 1              | K              |
|                      | 0500210-204  | #                    | BOTTOM ASSEMBLY-UPHOLSTERED SEAT SKYHAWK ONLY ----- | 1              | B              |
|                      | 0500210-203  | #                    | BOTTOM ASSEMBLY-UPHOLSTERED SEAT -----              | 1              | B              |
|                      | 0500210-206  | #                    | BOTTOM ASSEMBLY-UPHOLSTERED SEAT -----              | 1              | D              |
|                      | 0500210-208  | #                    | BOTTOM ASSEMBLY-UPHOLSTERED SEAT -----              | 1              | J              |
|                      |              |                      | BOTTOM ASSEMBLY-UPHOLSTERED SEAT -----              | NP             | K              |
| -16                  | 0500210-24   | #                    | COVER-SEAT BOTTOM -----                             | 1              | F              |
|                      | 0500210-154  | #                    | COVER ASSEMBLY-SEAT BOTTOM -----                    | 1              | J              |
|                      | 0514075-3    | #                    | COVER ASSEMBLY-SEAT BOTTOM -----                    | 1              | K              |
| -17                  | 1414100-8    |                      | CUSHION-SEAT BOTTOM -----                           | 1              | B              |
|                      | 1214051-3    |                      | CUSHION-SEAT BOTTOM -----                           | 1              | D              |
|                      | 0500210-156  |                      | CUSHION-SEAT BOTTOM -----                           | 1              | J              |
|                      | 0514075-2    |                      | CUSHION-SEAT BOTTOM -----                           | 1              | K              |
| -18                  | 1414217-7    |                      | RETAINER-SEAT BOTTOM SKYHAWK ONLY -----             | 1              | B              |
|                      | 0514058-1    |                      | RETAINER-SEAT BOTTOM -----                          | 1              | C              |
| -19                  | 1414217-3    |                      | RETAINER-SEAT BOTTOM SKYHAWK ONLY -----             | 1              | B              |
| -20                  | S102126-4    |                      | SCREW -----   | 14             | B              |
|                      | S1021A4-6    |                      | SCREW -----   | 5              | D              |
| -21                  | AN23-15A     |                      | BOLT-SEAT BACK STOP -----                           | 2              |                |
|                      | MS21044N3    |                      | NUT -----   | 1              |                |
| -22                  | 1414103-2    |                      | LEG ASSEMBLY-FORWARD LH -----                       | 1              |                |
| -23                  | 1414103-45   |                      | LEG ASSEMBLY-FORWARD RH -----                       | 1              |                |
| -24                  | 1414103-6    |                      | LEG-AFT -----                                       | 2              |                |
|                      |              |                      | ATTACHING PARTS                                     |                |                |
| -25                  | AN24-13A     |                      | BOLT-FORWARD LEG -----                              | 2              |                |
| -26                  | AN24-13A     |                      | BOLT-AFT LEG -----                                  | 1              |                |
| -27                  | AN24-16A     |                      | BOLT-AFT LEG -----                                  | 1              |                |
|                      | AN936A416    |                      | WASHER -----  | 2              |                |
| -28                  | AN936A616    |                      | WASHER -----  | 2              |                |
| -29                  | 1414112-1    |                      | NUT -----   | 2              |                |
|                      |              |                      | -----*  |                |                |
| -30                  | 1414104-39   |                      | HOUSING-SEAT ROLLER FWD LH -----                    | 1              |                |
| -31                  | 1414104-40   |                      | HOUSING-SEAT ROLLER FWD RH -----                    | 1              |                |
| -32                  | 1414104-41   |                      | HOUSING-SEAT ROLLER AFT LH -----                    | 1              |                |
|                      | 1414104-42   |                      | HOUSING-SEAT ROLLER AFT RH -----                    | 1              |                |

CONTINUED ON NEXT PAGE

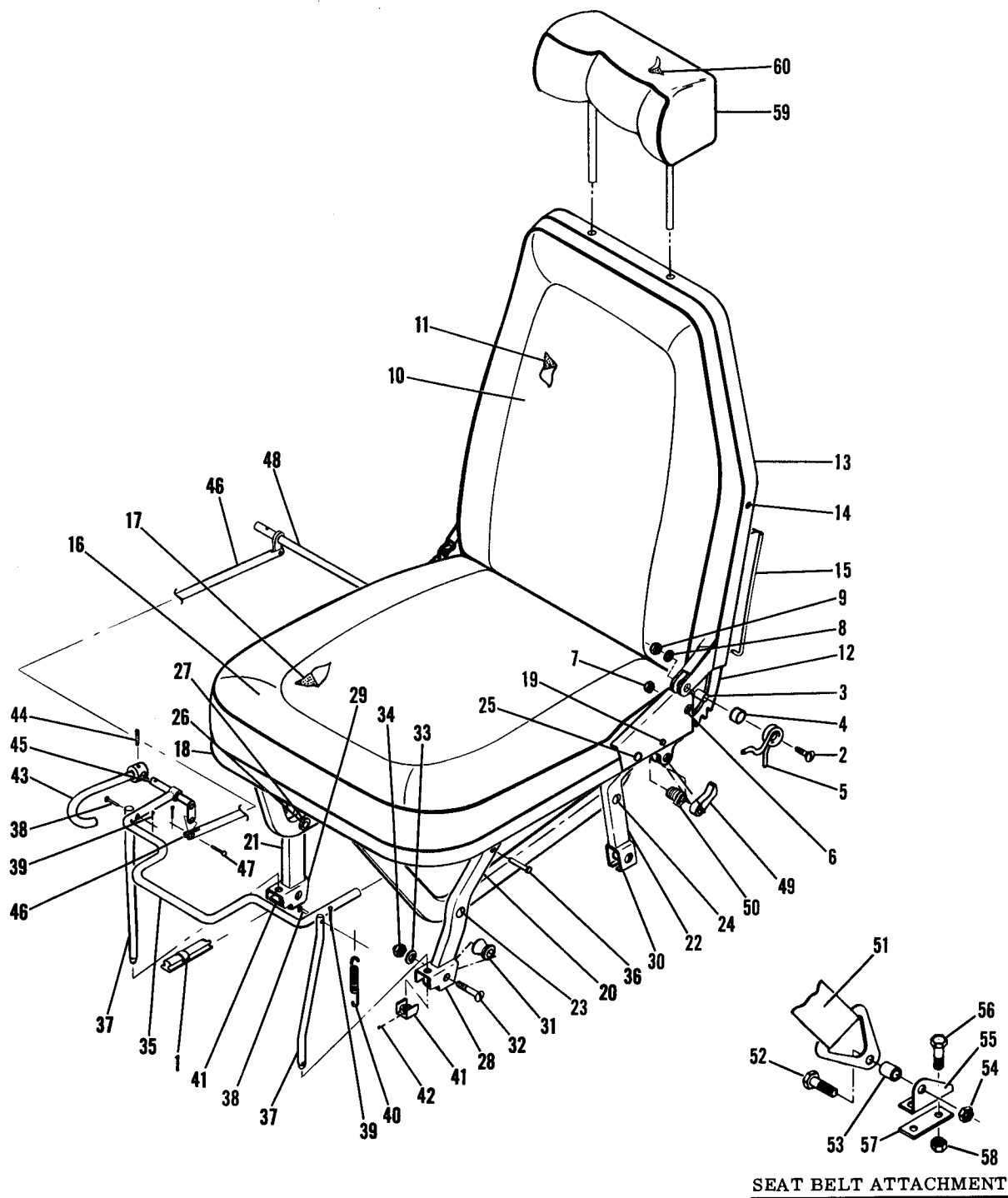
| FIGURE AND INDEX NO. | PART NUMBER  | DESCRIPTION   | UNITS PER ASSY                                      | USABLE ON CODE                            |
|----------------------|--|---|---|---|
|                      |  |   |   |   |
| 88 -33               | 1414100-212  | KIT-SEAT ROLLER -----<br>ATTACHING PARTS -----  | 4   |   |
| -34                  | AN23-19A   | BOLT -----  | 1   |   |
| -35                  | AN960-10L  | WASHER -----  | 1   |   |
| -36                  | S1914-8  | NUT EN -----<br>-----*  | 1   |   |
| -37                  | 1200504-1  | HANDLE-SEAT ADJUSTMENT -----<br>ATTACHING PARTS -----   | 1   |   |
| -38                  | MS20392-2C41<br>MS24665-132  | PIN -----<br>PIN-COTTER -----<br>-----*   | 1<br>1  |   |
| -39                  | 1200505-1  | PIN-SEAT ADJUSTMENT -----<br>ATTACHING PARTS -----  | 1   |   |
| -40                  | MS20392-1C21   | PIN -----<br>-----*   | 1   |   |
| -41                  | 1414116-1  | SPRING-SEAT ADJUSTMENT -----  | 1   |   |
| -42                  | 1414104-8  | BRACKET-SEAT ADJUSTMENT -----   | 1   |   |
| -43                  | 1200504-3  | HANDLE ASSEMBLY-RECLINING ADJUSTMENT -----<br>ATTACHING PARTS -----   | 1   |   |
| -44                  | NAS561-3-8   | ROLL PIN -----<br>-----*  | 1   |   |
| -45                  | 1200503-1  | ARM ASSEMBLY-SEAT BACK ADJUST -----   | 1   |   |
| -46                  | 1514223-28   | LINK-SEAT BACK ADJUST -----<br>ATTACHING PARTS -----  | 1   |   |
| -47                  | MS20392-1C9  | PIN -----   | 2   |   |
| -48                  | MS24665-132  | PIN-COTTER -----<br>-----*  | 2   |   |
| -49                  | 1414223-34   | TUBE ASSEMBLY-TORQUE -----  | 1   |   |
| -50                  | 1414231-4<br>0514043-1   | PAWL-SEAT BACK ADJUST REPLACE IN PAIRS ONLY -----<br>PAWL-SEAT BACK ADJUST REPLACE IN PAIRS ONLY -----<br>ATTACHING PARTS -----   | 2<br>2  | B<br>C                                    |
|                      | NAS561C3-10  | ROLL PIN -----<br>-----*  | 1   |   |
| -51                  | 1414107-1  | SPRING -----  | 1   |   |
| -52                  | NAS561-2-12  | PIN -----   | 1   |   |
| -53                  | 1A1002X  | ASH RECEIVER-SEAT BACK GDR SKYHAWK ONLY -----   | 1   |   |
| -54                  | 1714040-1<br>1714040-5   | # HEADREST ASSEMBLY-SEAT BACK -----<br># HEADREST ASSEMBLY SKYHAWK ONLY -----   | 2<br>1  | B<br>B                                    |
| -55                  | 1714040-2<br>1714040-6   | # COVER-HEADREST -----<br># COVER-HEADREST SKYHAWK ONLY -----   | 2<br>1  | B<br>B                                    |
| -56                  | S174602<br>S1746J2<br>S1746K2<br>S1746M2<br>S1746P2<br>S1746R2<br>S1746S2<br>S1746W2<br>S1746Y2<br>S1746T2<br>S1746V2<br>SEE FIG 108 | BELT ASSEMBLY-SEAT TAN -----<br>BELT ASSEMBLY-SEAT RED -----<br>BELT ASSEMBLY-SEAT AVOCADO -----<br>BELT ASSEMBLY-SEAT BLUE -----<br>BELT ASSEMBLY-SEAT BLUE -----<br>BELT ASSEMBLY-SEAT MAROON -----<br>BELT ASSEMBLY-SEAT GOLD -----<br>BELT ASSEMBLY-SEAT BROWN -----<br>BELT ASSEMBLY-SEAT BLUE -----<br>BELT ASSEMBLY-SEAT MARIGOLD -----<br>BELT ASSEMBLY-SEAT OLIVE -----<br>ATTACHING PARTS ----- | 2<br>2<br>2<br>2<br>2<br>2<br>2<br>2<br>2<br>2<br>2 | B<br>G<br>G<br>H<br>H<br>D<br>D<br>D<br>E |
| -57                  | AN4-6A   | BOLT -----  | 2   |   |
| -58                  | NAS43HT4-22  | SPACER -----  | 2   |   |
| -59                  | MS21042L4  | NUT -----<br>-----*   | 2   |   |

CONTINUED ON NEXT PAGE



| FIGURE AND INDEX NO.  | PART NUMBER | DESCRIPTION       |             |       |       |       |       |       | UNITS PER ASSY | USABLE ON CODE |
|---|-------------|-------------------|-------------|-------|-------|-------|-------|-------|----------------|----------------|
|   |             | 1                 | 2           | 3     | 4     | 5     | 6     | 7     |                |                |
| 88 -60  | 0510205-3   | FITTING-SEAT BELT | OUTBOARD LH | ----- | ----- | ----- | ----- | ----- | 1              |                |
|   | 0510205-4   | FITTING-SEAT BELT | OUTBOARD RH | ----- | ----- | ----- | ----- | ----- | 1              |                |
|   | 0510205-4   | FITTING-SEAT BELT | INBOARD LH  | ----- | ----- | ----- | ----- | ----- | 1              |                |
|   | 0510205-3   | FITTING-SEAT BELT | INBOARD RH  | ----- | ----- | ----- | ----- | ----- | 1              |                |
|   |             | ATTACHING PARTS   |             |       |       |       |       |       |                |                |
| -61   | AN3-4A      | BOLT              | -----       | ----- | ----- | ----- | ----- | ----- | 2              |                |
| -62   | 0710632-1   | PLATE             | -----       | ----- | ----- | ----- | ----- | ----- | 2              |                |
| -63   | MS21044N3   | NUT               | -----       | ----- | ----- | ----- | ----- | ----- | 2              |                |
|   |             | *-----            |             |       |       |       |       |       |                |                |
| -64   | 0514048-1   | HEADREST ASSEMBLY | -----       | ----- | ----- | ----- | ----- | ----- | 2              | C              |
| -65   | 0514048-9   | COVER-HEADREST    | -----       | ----- | ----- | ----- | ----- | ----- | 1              | C              |
| <p>NOTE. #THIS PART NUMBER MUST HAVE A SECOND DASH NUMBER ADDED TO DENOTE COLOR. REFER TO HOW TO ORDER INTERIOR PARTS-PAGE XIX.</p> <p>NOTE. #THIS PART NUMBER MUST HAVE A SECOND DASH NUMBER ADDED TO DENOTE COLOR. REFER TO HOW TO ORDER UPHOLSTERED PARTS-PAGE XVIII.</p> <p>A---172 SERIAL 17256513 THRU 17260758<br/> F172 SERIAL F172-0432 THRU F172-0435,<br/> F172-0443 THRU F172-0447 THRU F17200904</p> <p>B---172 SERIAL 17256513 THRU 17258486<br/> F172 SERIAL F172-0432 THRU F172-0435,<br/> F172-0443, F172-0447 THRU F172-0654</p> <p>C---172 SERIAL 17258487 THRU 17260758<br/> F172 SERIAL F172-0655 THRU F17200904</p> <p>D---172 SERIAL 17258487 THRU 17259223<br/> F172 SERIAL F172-0655 THRU F17200754</p> <p>E---172 SERIAL 17259224 THRU 17260758<br/> F172 SERIAL F17200755 THRU F17200904</p> <p>F---172 SERIAL 17256513 THRU 17259223<br/> F172 SERIAL F172-0432 THRU F172-0435,<br/> F172-0443, F172-0447 THRU F17200754</p> <p>G---172 SERIAL 17256513 THRU 17257161<br/> F172 SERIAL F172-0432 THRU F172-0435,<br/> F172-0443, F172-0447 THRU F172-0559</p> <p>H---172 SERIAL 17257162 THRU 17258486<br/> F172 SERIAL F172-0560 THRU F172-0654</p> <p>J---172 SERIAL 17259224 THRU 17259903<br/> F172 SERIAL F17200755 THRU F17200804</p> <p>K---172 SERIAL 17259904 THRU 17260758<br/> F172 SERIAL F17200805 THRU F17200904</p> <p>L---172 SERIAL 17258487 THRU 17259903<br/> F172 SERIAL F172-0655 THRU F17200804</p> |             |                   |             |       |       |       |       |       |                |                |

Seat (Cont)



172 SERIAL 17260759 THRU 17263458  
F172 SERIAL F17200905 THRU F17201234

Figure 89. Pilot & Co-Pilot Seat Installation





| FIGURE AND INDEX NO. | PART NUMBER  |   | DESCRIPTION                          | UNITS PER ASSY | USABLE ON CODE |
|----------------------|--------------|---|--------------------------------------|----------------|----------------|
|                      |              |   | <b>1 2 3 4 5 6 7</b>                 |                |                |
| 89 -                 | 0514075-15   | # | SEAT ASSEMBLY-PILOT & CO-PILOT ----- | 1              | A              |
|                      | 0514093-1    | # | SEAT ASSEMBLY-PILOT & CO-PILOT ----- | 1              | B              |
|                      |              |   | ATTACHING PARTS                      |                |                |
| - 1                  | 0511242-1    |   | STOP-SEAT -----                      | 2              |                |
|                      | AN500A8-4    |   | SCREW -----                          | 2              |                |
|                      |              |   | -----*                               |                |                |
|                      | 0514093-201  | # | BACK ASSY-UPHOLSTERED SEAT -----     | NP             |                |
|                      |              |   | ATTACHING PARTS                      |                |                |
| - 2                  | AN23-19A     |   | BOLT -----                           | 2              |                |
| - 3                  | 1414104-4    |   | BUSHING -----                        | 2              |                |
| - 4                  | 0711668-1    |   | BUSHING -----                        | 2              |                |
| - 5                  | 0711667-1    |   | SPRING -----                         | 2              |                |
| - 6                  | AN507-832R14 |   | SCREW -----                          | 2              |                |
| - 7                  | MS21044N08   |   | NUT -----                            | 2              |                |
| - 8                  | AN960-10L    |   | WASHER -----                         | 2              |                |
| - 9                  | S1914-8      |   | NUT -----                            | 2              |                |
|                      |              |   | -----*                               |                |                |
| -10                  | 0514075-14   | # | COVER-SEAT BACK -----                | 1              | A              |
|                      | 0514093-3    | # | COVER-SEAT BACK -----                | 1              | B              |
| -11                  | 0500210-155  |   | CUSHION ASSY-SEAT BACK -----         | 1              | A              |
|                      | 0514093-2    |   | CUSHION ASSY-SEAT BACK -----         | 1              | B              |
| -12                  | 1414230-1    |   | CAM ASSY -----                       | 1              |                |
| -13                  | 0514076-1    | □ | TRIM ASSY-SEAT BACK -----            | 1              |                |
|                      |              |   | ATTACHING PARTS                      |                |                |
| -14                  | S1021A4-6    |   | SCREW -----                          | 5              |                |
|                      |              |   | -----*                               |                |                |
| -15                  | 1214062-5    | # | POCKET ASSY -----                    | 1              |                |
|                      | 0514093-200  | # | BOTTOM ASSY-UPHOLSTERED SEAT -----   | NP             |                |
| -16                  | 0514075-13   | # | COVER-SEAT BOTTOM -----              | 1              | A              |
|                      | 0514093-4    | # | COVER-SEAT BOTTOM -----              | 1              | B              |
| -17                  | 0514075-2    |   | CUSHION ASSY-SEAT BOTTOM -----       | 1              |                |
| -18                  | 0514058-1    | □ | RETAINER-SEAT BOTTOM -----           | 1              |                |
|                      |              |   | ATTACHING PARTS                      |                |                |
|                      | S1021A4-6    |   | SCREW -----                          | 5              |                |
|                      |              |   | -----*                               |                |                |
| -19                  | AN23-15A     |   | BOLT SEAT BACK STOP -----            | 2              |                |
|                      | MS21044N3    |   | NUT -----                            | 2              |                |
| -20                  | 1414103-2    |   | LEG ASSY-FWD LH -----                | 1              |                |
| -21                  | 1414103-45   |   | LEG ASSY-FWD RH -----                | 1              |                |
| -22                  | 1414103-6    |   | LEG-AFT -----                        | 2              |                |
|                      |              |   | ATTACHING PARTS                      |                |                |
| -23                  | AN24-13A     |   | BOLT FWD LEG -----                   | 2              |                |
| -24                  | AN24-13A     |   | BOLT AFT LEG -----                   | 1              |                |
| -25                  | AN24-16A     |   | BOLT AFT LEG -----                   | 1              |                |
|                      | AN936A416    |   | WASHER -----                         | 2              |                |
| -26                  | AN936A616    |   | WASHER -----                         | 2              |                |
| -27                  | 1414112-1    |   | NUT -----                            | 2              |                |
|                      |              |   | -----*                               |                |                |
| -28                  | 1414104-39   |   | HOUSING-SEAT ROLLER FWD LH -----     | 1              |                |
| -29                  | 1414104-61   |   | HOUSING-SEAT ROLLER FWD RH -----     | 1              |                |
| -30                  | 1414104-41   |   | HOUSING-SEAT ROLLER AFT LH -----     | 1              |                |
|                      | 1414104-42   |   | HOUSING-SEAT ROLLER AFT RH -----     | 1              |                |
| -31                  | 1414100-212  |   | KIT-SEAT ROLLER -----                | 4              |                |
|                      |              |   | ATTACHING PARTS                      |                |                |
| -32                  | AN23-19A     |   | BOLT -----                           | 1              |                |
| -33                  | AN960-10L    |   | WASHER -----                         | 1              |                |
| -34                  | S1914-8      |   | NUT -----                            | 1              |                |
|                      |              |   | -----*                               |                |                |
| -35                  | 0514052-1    |   | HANDLE ASSY-SEAT ADJUST -----        | 1              |                |
|                      |              |   | ATTACHING PARTS                      |                |                |
| -36                  | MS20392-2C43 |   | PIN -----                            | 1              |                |
|                      | MS24665-132  |   | PIN-COTTER -----                     | 1              |                |
|                      |              |   | -----*                               |                |                |
| -37                  | 0514066-1    |   | PIN-SEAT ADJUST -----                | 2              |                |
|                      |              |   | ATTACHING PARTS                      |                |                |
| -38                  | MS20392-1C23 |   | PIN -----                            | 1              |                |
| -39                  | MS24665-132  |   | PIN-COTTER -----                     | 1              |                |
|                      |              |   | -----*                               |                |                |
| -40                  | 1414116-1    |   | SPRING-SEAT ADJUSTMENT -----         | 1              |                |
| -41                  | 1414104-8    |   | BRACKET-SEAT ADJUSTMENT -----        | 2              |                |
| -42                  | NAS561P3-8   |   | ROLL PIN -----                       | 2              |                |

CONTINUED ON NEXT PAGE

| FIGURE AND INDEX NO.   | PART NUMBER | DESCRIPTION                                       |   |   |   |   |   |   | UNITS PER ASSY | USABLE ON CODE |
|--|-------------|---|---|---|---|---|---|---|----------------|----------------|
|  |             | 1   | 2 | 3 | 4 | 5 | 6 | 7 |                |                |
| 89 -43   | 1200504-3   | HANDLE ASSY-RECLINING ADJUSTMENT -----            |   |   |   |   |   |   | 1              |                |
| -44  | NAS561-3-8  | ATTACHING PARTS -----                             |   |   |   |   |   |   | 1              |                |
| -45  | 1200503-1   | ROLL PIN -----                                    |   |   |   |   |   |   | 1              |                |
| -46  | 1514223-28  | ARM ASSY-SEAT BACK ADJUST -----                   |   |   |   |   |   |   | 1              |                |
| -47  | MS20392-1C9 | LINK-SEAT BACK ADJUST -----                       |   |   |   |   |   |   | 1              |                |
|  | MS24665-132 | ATTACHING PARTS -----                             |   |   |   |   |   |   | 2              |                |
| -48  | 1414223-34  | PIN -----   |   |   |   |   |   |   | 2              |                |
| -49  | 0514043-1   | PIN-COTTER -----                                  |   |   |   |   |   |   | 1              |                |
|  | NAS561C3-10 | TUBE ASSY-TORQUE -----                            |   |   |   |   |   |   | 2              |                |
| -50  | 1414107-1   | PAWL-SEAT BACK ADJUST REPLACE IN PAIRS ONLY ----- |   |   |   |   |   |   | 1              |                |
| -51  | SEE FIG 108 | ATTACHING PARTS -----                             |   |   |   |   |   |   | 2              |                |
| -52  | AN4-6A      | ROLL PIN -----                                    |   |   |   |   |   |   | 1              |                |
| -53  | NAS43HT4-22 | SPRING -----                                      |   |   |   |   |   |   | 1              |                |
| -54  | MS21042L4   | BELT ASSY-SEAT -----                              |   |   |   |   |   |   | 1              |                |
| -55  | 0510205-3   | ATTACHING PARTS -----                             |   |   |   |   |   |   | 1              |                |
|  | 0510205-4   | BOLT -----  |   |   |   |   |   |   | 1              |                |
| -56  | AN3-4A      | SPACER -----                                      |   |   |   |   |   |   | 1              |                |
| -57  | 0710632-1   | NUT -----   |   |   |   |   |   |   | 1              |                |
| -58  | MS21044N3   | FITTING-SEAT BELT OUTBOARD LH & INBOARD RH -----  |   |   |   |   |   |   | 2              |                |
| -59  | 0514048-1   | FITTING-SEAT BELT OUTBOARD RH & INBOARD LH -----  |   |   |   |   |   |   | 2              |                |
| -60  | 0514048-9   | ATTACHING PARTS -----                             |   |   |   |   |   |   | 2              |                |
|  |             | BOLT -----  |   |   |   |   |   |   | 2              |                |
|  |             | PLATE -----                                       |   |   |   |   |   |   | 2              |                |
|  |             | NUT -----   |   |   |   |   |   |   | 2              |                |
|  |             | # HEADREST ASSY -----                             |   |   |   |   |   |   | 2              |                |
|  |             | # COVER-HEADREST -----                            |   |   |   |   |   |   | 1              |                |
| <p>NOTE. #THIS PART NUMBER MUST HAVE A SECOND DASH NUMBER ADDED TO DENOTE COLOR. REFER TO HOW TO ORDER UPHOLSTERED PARTS-PAGE XVIII.</p> <p>NOTE. #THIS PART NUMBER MUST HAVE A SECOND DASH NUMBER ADDED TO DENOTE COLOR. REFER TO HOW TO ORDER INTERIOR PARTS-PAGE XIX.</p> <p>A---172 SERIAL 17260759 THRU 17261898<br/>                     F172 SERIAL F17200905 THRU F17201034<br/>                     B---172 SERIAL 17261899 THRU 17263458<br/>                     F172 SERIAL F17201035 THRU F17201234</p> |             |   |   |   |   |   |   |   |                |                |

This page intentionally left blank.

Front Seat (Cont)

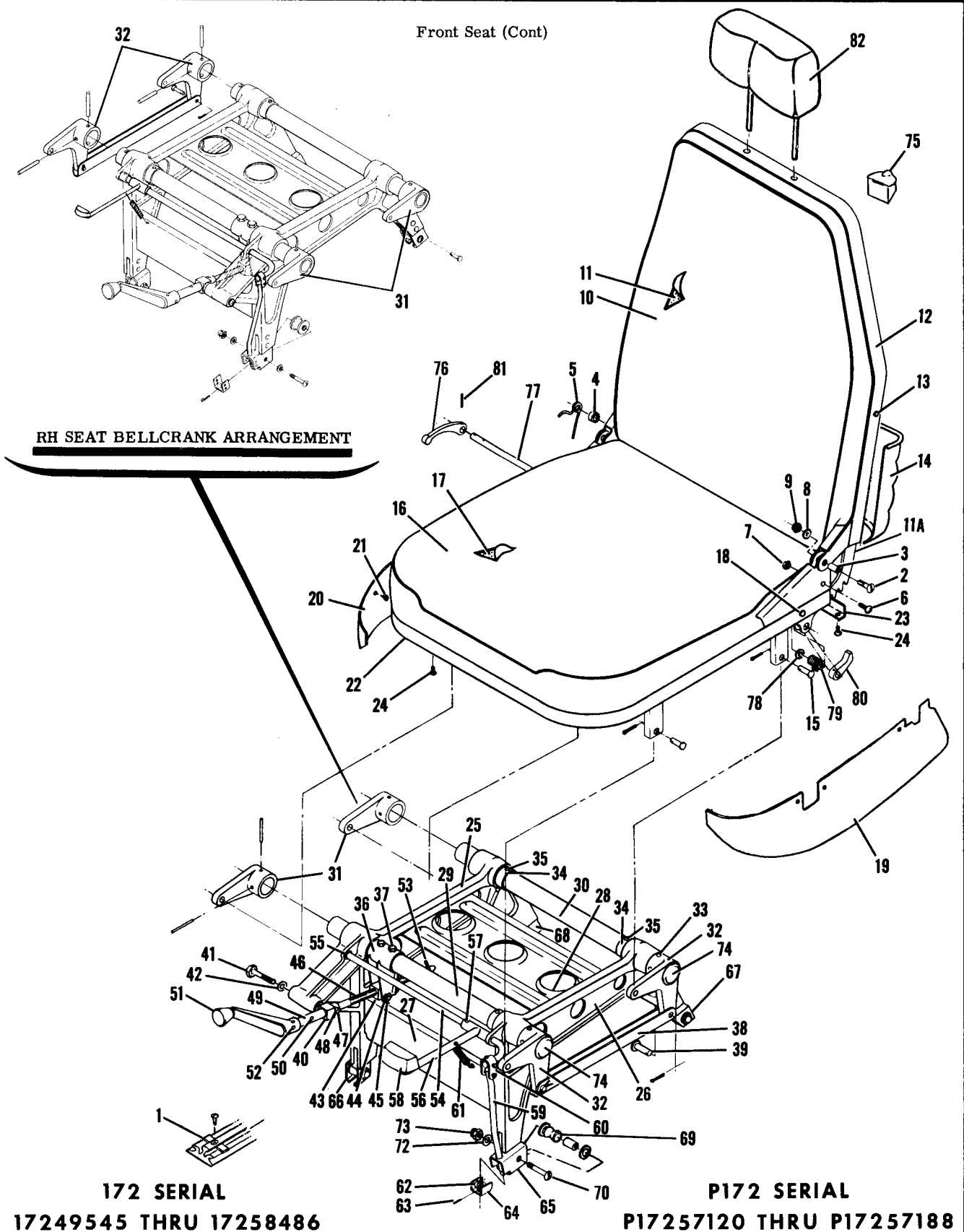


Figure 90. Vertically Adjustable Front Seat Installation



| FIGURE AND INDEX NO. | PART NUMBER  |   | DESCRIPTION  | UNITS PER ASSY | USABLE ON CODE |
|----------------------|--------------|---|--|----------------|----------------|
|                      |              |   |  |                |                |
| 90 -                 |              |   | VERTICALLY ADJUSTABLE PILOT & CO-PILOT SEAT INSTALLATION ----- | NP             | E              |
|                      | 0700630-11   | # | SEAT ASSEMBLY-VERTICALLY ADJUSTABLE L H -----                  | 1              |                |
|                      | 0700630-12   | # | SEAT ASSEMBLY-VERTICALLY ADJUSTABLE RH -----                   | 1              |                |
|                      |              |   | ATTACHING PARTS  |                |                |
| - 1                  | 0511242-1    |   | STOP-SEAT -----  | 2              |                |
|                      | AN500A8-4    |   | SCREW -----  | 2              |                |
|                      |              |   | -----*   |                |                |
|                      | 0700630-207  | # | BACK ASSEMBLY-UPHOLSTERED SEAT -----                           | 1              | C              |
|                      | 0700630-225  | # | BACK ASSEMBLY-UPHOLSTERED SEAT -----                           | 1              | D              |
|                      |              |   | ATTACHING PARTS  |                |                |
| - 2                  | AN23-16A     |   | BOLT -----   | 2              |                |
| - 3                  | 1414104-4    |   | BUSHING -----  | 2              |                |
| - 4                  | 0711668-1    |   | BUSHING -----  | 2              |                |
| - 5                  | 0711667-1    |   | SPRING -----   | 2              |                |
| - 6                  | AN507-832R14 |   | SCREW -----  | 2              |                |
| - 7                  | MS21044N08   |   | NUT -----  | 2              |                |
| - 8                  | AN960-10L    |   | WASHER -----   | 2              |                |
| - 9                  | 22K2-32      |   | NUT EN -----   | 2              |                |
|                      |              |   | -----*   |                |                |
| -10                  | 0500210-26   | # | COVER-SEAT BACK -----  | 1              |                |
| -11                  | 1414100-9    |   | CUSHION-SEAT BACK -----  | 1              |                |
| -11A                 | 1414111-5    |   | CAM ASSEMBLY -----   | 2              |                |
| -12                  | 1414110-1    | □ | TRIM ASSEMBLY-SEAT BACK -----                                  | 1              | C              |
|                      | 0715001-1    | □ | TRIM ASSEMBLY-SEAT BACK -----                                  | 1              | D              |
|                      |              |   | ATTACHING PARTS  |                |                |
| -13                  | S102128-6C   |   | SCREW -----  | 3              |                |
|                      |              |   | -----*   |                |                |
| -14                  | 1414110-3    | □ | POCKET ASSEMBLY-MAGAZINE -----                                 | 1              | C              |
|                      | 1715023-3    | □ | POCKET ASSEMBLY-MAGAZINE -----                                 | 1              | D              |
|                      | 1414045-2    |   | SPRING -----   | 1              | D              |
|                      | 0700630-202  | # | CUSHION ASSEMBLY-UPHOLSTERED SEAT BOTTOM -----                 | 1              |                |
|                      |              |   | ATTACHING PARTS  |                |                |
| -15                  | MS20392-2C17 |   | PIN -----  | 4              |                |
|                      | MS24665-132  |   | PIN-COTTER -----   | 4              |                |
|                      |              |   | -----*   |                |                |
| -16                  | 0500210-24   | # | COVER-SEAT BOTTOM -----  | 1              |                |
| -17                  | 1414100-8    |   | CUSHION-SEAT BOTTOM -----                                      | 1              |                |
| -18                  | AN23-15A     |   | BOLT LH ONLY -----   | 1              |                |
|                      | AN23-19A     |   | BOLT-SEAT BACK STOP RH ONLY -----                              | 1              |                |
|                      | NAS43HT3-16  |   | SPACER RH ONLY -----   | 1              |                |
|                      | MS21044N3    |   | NUT -----  | 2              |                |
| -19                  | 0700646-1    | □ | SKIRT-SEAT BOTTOM L H -----                                    | 1              |                |
| -20                  | 0700646-2    | □ | SKIRT-SEAT BOTTOM R H -----                                    | 1              |                |
|                      |              |   | ATTACHING PARTS  |                |                |
| -21                  | S102126-4    |   | SCREW -----  | AR             |                |
|                      |              |   | -----*   |                |                |
| -22                  | 1414217-7    |   | RETAINER -----   | 1              |                |
| -23                  | 1414217-3    |   | RETAINER -----   | 1              |                |
| -24                  | S102126-4    |   | SCREW -----  | 14             |                |
|                      | 0700631-5    |   | FRAME ASSEMBLY-SEAT BOTTOM L H -----                           | 1              | A              |
|                      | 0700631-5    | □ | FRAME ASSEMBLY-SEAT BOTTOM LH -----                            | 1              | B              |
|                      | 0700631-6    |   | FRAME ASSEMBLY-SEAT BOTTOM R H -----                           | 1              | A              |
|                      | 0700631-6    | □ | FRAME ASSEMBLY-SEAT BOTTOM RH -----                            | 1              | B              |
| -25                  | 0700640-1    |   | LEG-SEAT INBOARD L H -----                                     | 1              |                |
|                      | 0700640-2    |   | LEG-SEAT INBOARD R H -----                                     | 1              |                |
| -26                  | 0700640-5    |   | LEG-SEAT OUTBOARD L H -----                                    | 1              |                |
|                      | 0700640-6    |   | LEG-SEAT OUTBOARD R H -----                                    | 1              |                |
| -27                  | 0700641-5    |   | BRACE-FORWARD BULKHEAD -----                                   | 1              |                |
| -28                  | 0700641-2    |   | BRACE-UPPER BULKHEAD -----                                     | 1              |                |
| -29                  | 0700639-1    |   | TUBE-FORWARD TORQUE -----                                      | 1              |                |
| -30                  | 0700639-2    |   | TUBE-AFT TORQUE -----  | 1              |                |
| -31                  | 0700633-2    |   | BELLCRANK -----  | 2              |                |
| -32                  | 0700633-4    |   | BELLCRANK LH SEAT ONLY -----                                   | 2              |                |
|                      | 0700633-1    |   | BELLCRANK RH SEAT ONLY -----                                   | 2              |                |
| -33                  | NAS561P6-22  |   | ROLL PIN -----   | 8              |                |
| -34                  | 1200136-1    |   | COLLAR -----   | 3              |                |
| -35                  | NAS561P6-18  |   | ROLL PIN -----   | 3              |                |

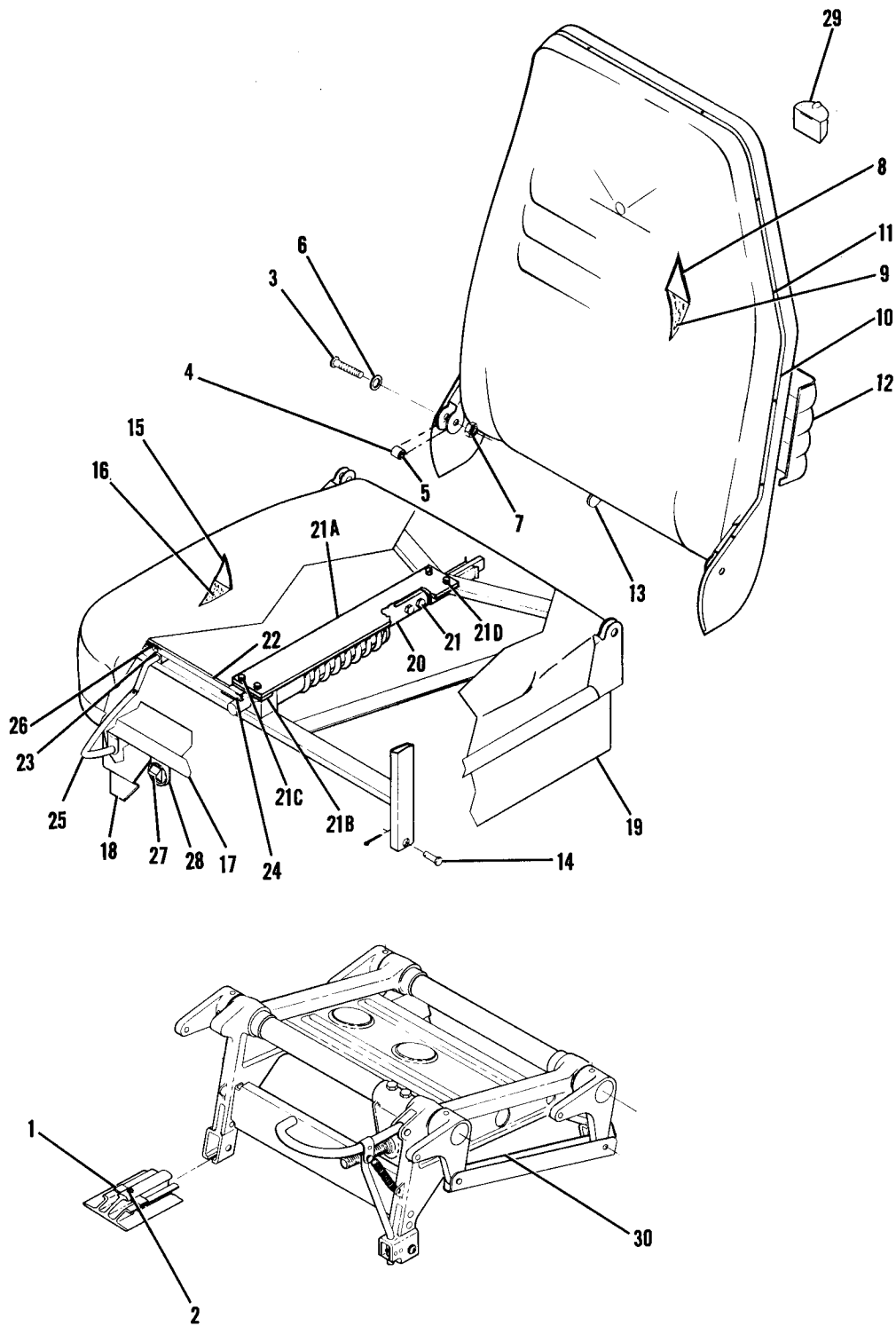
CONTINUED ON NEXT PAGE

| FIGURE AND INDEX NO. | PART NUMBER  | DESCRIPTION                         |   |   |   |   |   |   | UNITS PER ASSY | USABLE ON CODE |
|----------------------|--------------|-------------------------------------|---|---|---|---|---|---|----------------|----------------|
|                      |              | 1                                   | 2 | 3 | 4 | 5 | 6 | 7 |                |                |
| 90 -36               | 1200141-1    | BELLCRANK                           |   |   |   |   |   |   | 1              |                |
|                      | 1200141-2    | BELLCRANK-R H                       |   |   |   |   |   |   | 1              |                |
|                      |              | ATTACHING PARTS                     |   |   |   |   |   |   |                |                |
| -37                  | AN4-14A      | BOLT                                |   |   |   |   |   |   | 2              |                |
|                      | MS21042L4    | NUT                                 |   |   |   |   |   |   | 2              |                |
|                      |              | ---                                 |   |   |   |   |   |   |                |                |
| -38                  | 0700634-1    | CHANNEL-PUSH PULL                   |   |   |   |   |   |   | 1              |                |
|                      |              | ATTACHING PARTS                     |   |   |   |   |   |   |                |                |
| -39                  | MS20392-2C17 | PIN                                 |   |   |   |   |   |   | 2              |                |
|                      | MS24665-132  | PIN-COTTER                          |   |   |   |   |   |   | 2              |                |
|                      |              | ---                                 |   |   |   |   |   |   |                |                |
| -40                  | 0700638-1    | BLOCK-BEARING                       |   |   |   |   |   |   | 1              |                |
| -41                  | AN520-10R8   | SCREW                               |   |   |   |   |   |   | 1              |                |
| -42                  | AN960-10L    | WASHER                              |   |   |   |   |   |   | 1              |                |
| -43                  | 1200139-1    | NUT                                 |   |   |   |   |   |   | 1              |                |
| -44                  | AN960-10     | WASHER                              |   |   |   |   |   |   | 1              |                |
| -45                  | MS20392-2C27 | PIN                                 |   |   |   |   |   |   | 1              |                |
|                      | MS24665-132  | PIN-COTTER                          |   |   |   |   |   |   | 1              |                |
| -46                  | 1200186-1    | SCREW-SEAT ADJUSTMENT               |   |   |   |   |   |   | 1              |                |
| -47                  | 1200138-1    | COLLAR                              |   |   |   |   |   |   | 1              |                |
| -48                  | NAS561P4-10  | ROLL PIN                            |   |   |   |   |   |   | 1              |                |
| -49                  | 1200156-1    | SPACER                              |   |   |   |   |   |   | 1              |                |
| -50                  | NAS561P4-8   | ROLL PIN                            |   |   |   |   |   |   | 1              |                |
| -51                  | 1200159-1    | HANDLE ASSEMBLY-VERTICAL ADJUSTMENT |   |   |   |   |   |   | 1              |                |
| -52                  | NAS561P4-12  | ROLL PIN                            |   |   |   |   |   |   | 2              |                |
| -53                  | NAS56104-10  | ROLL PIN                            |   |   |   |   |   |   | 1              |                |
| -54                  | 0700642-1    | TUBE-SEAT ADJUSTMENT TORQUE         |   |   |   |   |   |   | 1              |                |
| -55                  | AN960-616L   | WASHER                              |   |   |   |   |   |   | 1              |                |
|                      | MS24665-5    | PIN-COTTER                          |   |   |   |   |   |   | 1              |                |
| -56                  | 0700643-1    | ARM-SEAT ADJUSTMENT                 |   |   |   |   |   |   | 1              |                |
| -57                  | NAS561P3-8   | ROLL PIN                            |   |   |   |   |   |   | 2              |                |
| -58                  | 1200164-1    | KNOB-FORE & AFT ADJUSTMENT          |   |   |   |   |   |   | 1              |                |
|                      |              | ATTACHING PARTS                     |   |   |   |   |   |   |                |                |
|                      | S1022Z6-10   | SCREW                               |   |   |   |   |   |   | 1              |                |
|                      |              | ---                                 |   |   |   |   |   |   |                |                |
| -59                  | 0700644-1    | PIN-SEAT ADJUSTMENT                 |   |   |   |   |   |   | 1              |                |
| -60                  | 1414104-2    | CLAMP                               |   |   |   |   |   |   | 1              |                |
|                      | MS24665-134  | PIN-COTTER                          |   |   |   |   |   |   | 2              |                |
| -61                  | 1414116-1    | SPRING                              |   |   |   |   |   |   | 1              |                |
| -62                  | AN960-416    | WASHER                              |   |   |   |   |   |   | 1              |                |
| -63                  | MS24665-132  | PIN-COTTER                          |   |   |   |   |   |   | 1              |                |
| -64                  | 1414104-8    | BRACKET-SEAT ADJUSTMENT             |   |   |   |   |   |   | 1              |                |
| -65                  | 0700645-1    | HOUSING-WHEEL                       |   |   |   |   |   |   | 1              |                |
| -66                  | 0700645-2    | HOUSING-WHEEL                       |   |   |   |   |   |   | 1              |                |
| -67                  | 0700645-3    | HOUSING-WHEEL                       |   |   |   |   |   |   | 1              |                |
| -68                  | 0700645-4    | HOUSING-WHEEL                       |   |   |   |   |   |   | 1              |                |
| -69                  | 1414100-212  | KIT-SEAT ROLLER                     |   |   |   |   |   |   | 4              |                |
|                      |              | ATTACHING PARTS                     |   |   |   |   |   |   |                |                |
| -70                  | AN23-19A     | BOLT                                |   |   |   |   |   |   | 1              |                |
| -71                  |              | DELETED, NOT AVAILABLE              |   |   |   |   |   |   |                |                |
| -72                  | AN960-10L    | WASHER                              |   |   |   |   |   |   | 1              |                |
| -73                  | S1914-8      | NUT EN                              |   |   |   |   |   |   | 1              |                |
|                      |              | ---                                 |   |   |   |   |   |   |                |                |
| -74                  | 51045        | PLUG BUTTON UC                      |   |   |   |   |   |   | 2              |                |
| -75                  | 1A1002X      | ASH RECEIVER-SEAT BACK GDR          |   |   |   |   |   |   | 1              |                |
| -76                  | 0710312-2    | HANDLE-RECLINING ADJUSTMENT         |   |   |   |   |   |   | 1              |                |
| -77                  | 1414104-1    | TUBE-SEAT ADJUSTMENT TORQUE         |   |   |   |   |   |   | 1              |                |
| -78                  | AN960D616    | WASHER                              |   |   |   |   |   |   | 2              |                |
| -79                  | 1414107-1    | SPRING-SEAT ADJUSTMENT              |   |   |   |   |   |   | 1              |                |
| -80                  | 0700636-1    | PAWL-SEAT ADJUSTMENT                |   |   |   |   |   |   | 2              |                |
| -81                  | NAS561C3-10  | PIN                                 |   |   |   |   |   |   | 3              |                |

CONTINUED ON NEXT PAGE

| FIGURE AND INDEX NO.                            | PART NUMBER  | DESCRIPTION                                  | UNITS PER ASSY | USABLE ON CODE |  |
|---|--|--|----------------|----------------|--|
| 90 -<br><br><br><br><br><br><br><br><br><br>-82 | SEE FIG 87   | SAFETY BELT-FRONT SEAT -----                 | 1              | F              |  |
|   | SEE FIG 88   | SAFETY BELT-FRONT SEAT -----                 | 1              | D              |  |
|   | 1414252-1  | # HEADREST ASSEMBLY -----                    | 2              | C              |  |
|   | 1714040-1  | # HEADREST ASSEMBLY-SEAT BACK 172 ONLY ----- | 2              | D              |  |
|   | 1714040-5  | # HEADREST ASSEMBLY-SKYHAWK & F172 -----     | 2              | D              |  |
|   | 1414252-6  | # COVER-HEADREST -----                       | 1              | C              |  |
|   | 1714040-2  | # COVER-HEADREST 172 ONLY -----              | 1              | D              |  |
|   | 1714040-6  | # COVER-HEADREST SKYHAWK & F172 -----        | 1              | D              |  |
|   | <p>NOTE. □ THIS PART NUMBER MUST HAVE A SECOND DASH NUMBER ADDED TO DENOTE COLOR. REFER TO HOW TO ORDER INTERIOR PARTS-PAGE XIX.</p> <p>NOTE. # THIS PART NUMBER MUST HAVE A SECOND DASH NUMBER ADDED TO DENOTE COLOR. REFER TO HOW TO ORDER UPHOLSTERED PARTS-PAGE XVIII.</p> <p>A---172 SERIAL 17249545 THRU 17253392<br/>           F172 SERIAL F172-0001 THRU F172-0179<br/>           P172 SERIAL P17257120 THRU P17257188<br/>           FP172 SERIAL FP172-0001 THRU FP172-0003</p> <p>B---172 SERIAL 17253393 THRU 17258486<br/>           F172 SERIAL F172-180 THRU F172-0679</p> <p>C---172 SERIAL 17249545 THRU 17256512<br/>           F172 SERIAL F172-0001 THRU F172-0431,<br/>                             F172-0436 THRU F172-0442,<br/>                             F172-0444 THRU F172-0446<br/>           P172 SERIAL P17257120 THRU P17257188<br/>           FP172 SERIAL FP172-0001 THRU FP172-0003</p> <p>D---172 SERIAL 17256513 THRU 17258486<br/>           F172 SERIAL F172-0432 THRU F172-0435,<br/>           F172-0443, F172-0447 THRU F172-0654</p> <p>E---172 SERIAL 17249545 THRU 17258486<br/>           F172 SERIAL F172-0001 THRU F172-0654</p> <p>F---172 SERIAL 17249545 THRU 17256512<br/>           F172 SERIAL F172-0001 THRU F172-0431,<br/>                             F172-0436 THRU F172-0442,<br/>                             F172-0444 THRU F172-0446<br/>           P172 SERIAL P17257120 THRU P17257188<br/>           FP172 SERIAL FP172-0001 THRU FP172-0003</p> |  |                |                |  |

Front Seat (Cont)



**172 SERIAL 17251196 THRU 17254892**

Figure 91. Pilot & Co-Pilot Power Adjustable Seat Installation



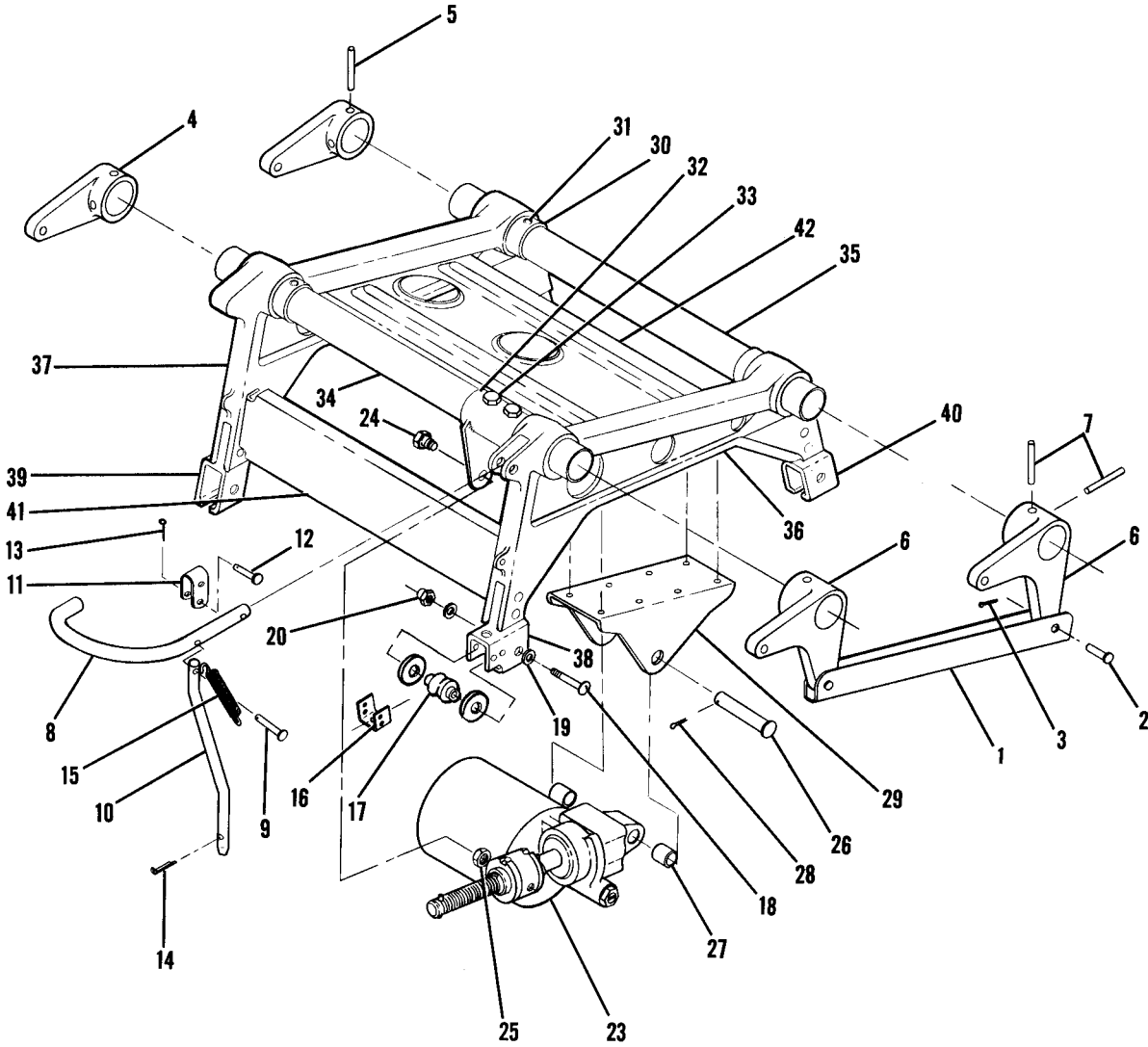
| FIGURE AND INDEX NO. | PART NUMBER  |   | DESCRIPTION  | UNITS PER ASSY | USABLE ON CODE |
|----------------------|--------------|---|--|----------------|----------------|
|                      |              |   | <b>1 2 3 4 5 6 7</b>                                     |                |                |
| 91 -                 |              |   | PILOT & CO-PILOT POWER ADJUSTABLE SEAT INSTL. -----      | NP             | A              |
|                      | 1414265-13   | # | SEAT ASSEMBLY-PILOT POWER VERTICALLY ADJUSTABLE -----    | 1              |                |
|                      | 1414265-14   | # | SEAT ASSEMBLY-CO-PILOT POWER VERTICALLY ADJUSTABLE ----- | 1              |                |
| - 1                  | 0511242      |   | ATTACHING PARTS -----                                    |                |                |
| - 2                  | AN500A8-4    |   | STOP-SEAT -----  | 4              |                |
|                      |              |   | SCREW -----  | 4              |                |
|                      |              |   | -----*   |                |                |
|                      | 1414265-210  | # | BACK ASSEMBLY-UPHOLSTERED SEAT -----                     | 1              |                |
|                      |              |   | ATTACHING PARTS -----                                    |                |                |
| - 3                  | AN23-16A     |   | BOLT -----   | 2              |                |
| - 4                  | NAS43HT4-18  |   | SPACER -----   | 2              |                |
| - 5                  | 1414104-4    |   | BUSHING -----  | 2              |                |
| - 6                  | AN960-10L    |   | WASHER -----   | 2              |                |
| - 7                  | S1914-8      |   | NUT EN -----   | 2              |                |
|                      |              |   | -----*   |                |                |
| - 8                  | 0500210-26   | # | COVER-SEAT BACK -----                                    | 1              |                |
| - 9                  | 1414100-9    |   | CUSHION-SEAT BACK -----                                  | 1              |                |
| -10                  | 1414264-13   | □ | TRIM ASSEMBLY-SEAT BACK -----                            | 1              |                |
|                      |              |   | ATTACHING PARTS -----                                    |                |                |
| -11                  | S1021Z8-6C   |   | SCREW -----  | AR             |                |
|                      |              |   | -----*   |                |                |
| -12                  | 1414264-5    | □ | POCKET ASSEMBLY MAGAZINE -----                           | 1              |                |
| -13                  | 1414262-1    |   | CAM-SEAT BACK RECLINE -----                              | 1              |                |
|                      |              |   | ATTACHING PARTS -----                                    |                |                |
|                      | AN3-10A      |   | BOLT -----   | 3              |                |
|                      | AN960-10L    |   | WASHER -----   | 3              |                |
|                      | MS21044N3    |   | NUT -----  | 3              |                |
|                      |              |   | -----*   |                |                |
|                      | 1414265-211  | # | CUSHION ASSEMBLY-UPHOLSTERED SEAT BOTTOM -----           | 1              |                |
|                      |              |   | ATTACHING PARTS -----                                    |                |                |
| -14                  | MS20392-2C17 |   | PIN -----  | 4              |                |
|                      | MS24665-132  |   | COTTER PIN -----   | 4              |                |
|                      |              |   | -----*   |                |                |
| -15                  | 0500210-24   | # | COVER-SEAT BOTTOM -----                                  | 1              |                |
| -16                  | 1414265-8    |   | CUSHION-SEAT BOTTOM -----                                | 1              |                |
| -17                  | 1414217-7    |   | RETAINER-SEAT BOTTOM -----                               | 1              |                |
|                      | 1414217-3    |   | RETAINER-SEAT BOTTOM -----                               | 1              |                |
|                      |              |   | ATTACHING PARTS -----                                    |                |                |
|                      | S1021Z6-4    |   | SCREW -----  | 12             |                |
|                      |              |   | -----*   |                |                |
| -18                  | 0700646-3    | □ | SKIRT-SEAT LH -----                                      | 1              |                |
| -19                  | 0700646-4    | □ | SKIRT-SEAT RH -----                                      | 1              |                |
|                      |              |   | ATTACHING PARTS -----                                    |                |                |
|                      | S1021Z6-4    |   | SCREW -----  | AR             |                |
|                      |              |   | -----*   |                |                |
| -20                  | 1414266-1    |   | ACTUATOR-SEAT BACK -----                                 | 1              |                |
| -21                  | 1414261-1    |   | STOP-SEAT BACK -----                                     | 1              |                |
|                      |              |   | ATTACHING PARTS -----                                    |                |                |
|                      | AN3-10A      |   | BOLT -----   | 2              |                |
|                      | AN960-10L    |   | WASHER -----   | 2              |                |
|                      | MS21044N3    |   | NUT -----  | 2              |                |
|                      |              |   | -----*   |                |                |
| -21A                 | 1514059-1    |   | STIFFENER -----  | 1              |                |
|                      |              |   | ATTACHING PARTS -----                                    |                |                |
| -21B                 | 1414269-1    |   | SEAT STOP -----  | 1              |                |
| -21C                 | AN3-17A      |   | BOLT -----   | 2              |                |
|                      | NAS430D3-12  |   | SPACER UNDER STIFFENER -----                             | 2              |                |
|                      | NAS430D3-3   |   | SPACER BETWEEN ACTUATOR & FRAME -----                    | 2              |                |
| -21D                 | AN3-13A      |   | BOLT -----   | 2              |                |
|                      | AN960-10L    |   | WASHER -----   | 2              |                |
|                      | MS21044N3    |   | NUT -----  | 4              |                |
|                      |              |   | -----*   |                |                |
| -22                  | 1414258-1    |   | LINK -----   | 1              |                |
|                      |              |   | ATTACHING PARTS -----                                    |                |                |
| -23                  | MS20392-1C9  |   | PIN -----  | 2              |                |
|                      | MS24665-132  |   | COTTER PIN -----   | 2              |                |
|                      |              |   | -----*   |                |                |
| -24                  | 1414259-1    |   | SCREW -----  | 1              |                |
| -25                  | 1414257-5    |   | HANDLE ASSEMBLY -----                                    | 1              |                |
|                      |              |   | ATTACHING PARTS -----                                    |                |                |
|                      | MS24665-283  |   | COTTER PIN -----   | 2              |                |
|                      |              |   | -----*   |                |                |
| -26                  | 1200478-2    |   | SPRING-HANDLE RETURN -----                               | 1              |                |

CONTINUED ON NEXT PAGE

| FIGURE AND INDEX NO. | PART NUMBER              | DESCRIPTION   | UNITS PER ASSY | USABLE ON CODE |
|----------------------|--------------------------|---|----------------|----------------|
|                      |                          |   |                |                |
| 91 -27<br>-28        | 1414268-1                | SWITCH ASSEMBLY -----   | 1              |                |
|                      | 1414267-1                | BRACKET-SWITCH -----<br>ATTACHING PARTS   | 1              |                |
|                      | S102126-6                | SCREW -----<br>---*---  | 2              |                |
| -29<br>-30           | 0700719-1                | COVER-FLOORBOARD TERMINAL -----   | 1              |                |
|                      | 1A1002X-1                | ASH RECEIVER GDR -----  | 1              |                |
|                      | SEE FIG 92               | POWER SEAT BOTTOM ASSEMBLY-PILOTS -----   | 1              |                |
|                      | SEE FIG 92<br>SEE FIG 87 | POWER SEAT BOTTOM ASSEMBLY-CO-PILOTS -----<br>SAFETY BELT-FRONT SEAT -----  | 1<br>1         |                |
|                      |                          | NOTE. #THIS PART NUMBER MUST HAVE A SECOND DASH NUMBER ADDED TO DENOTE COLOR. REFER TO HOW TO ORDER INTERIOR PARTS-PAGE XIX.      |                |                |
|                      |                          | NOTE. #THIS PART NUMBER MUST HAVE A SECOND DASH NUMBER ADDED TO DENOTE COLOR. REFER TO HOW TO ORDER UPHOLSTERED PARTS-PAGE XVIII. |                |                |
|                      |                          | A---172 SERIAL 17251196 THRU 17254892<br>F172 SERIAL F172-0051 THRU F172-0319   |                |                |

This page intentionally left blank.

Seat (Cont)



**172 SERIAL 17251196 THRU 17254892**

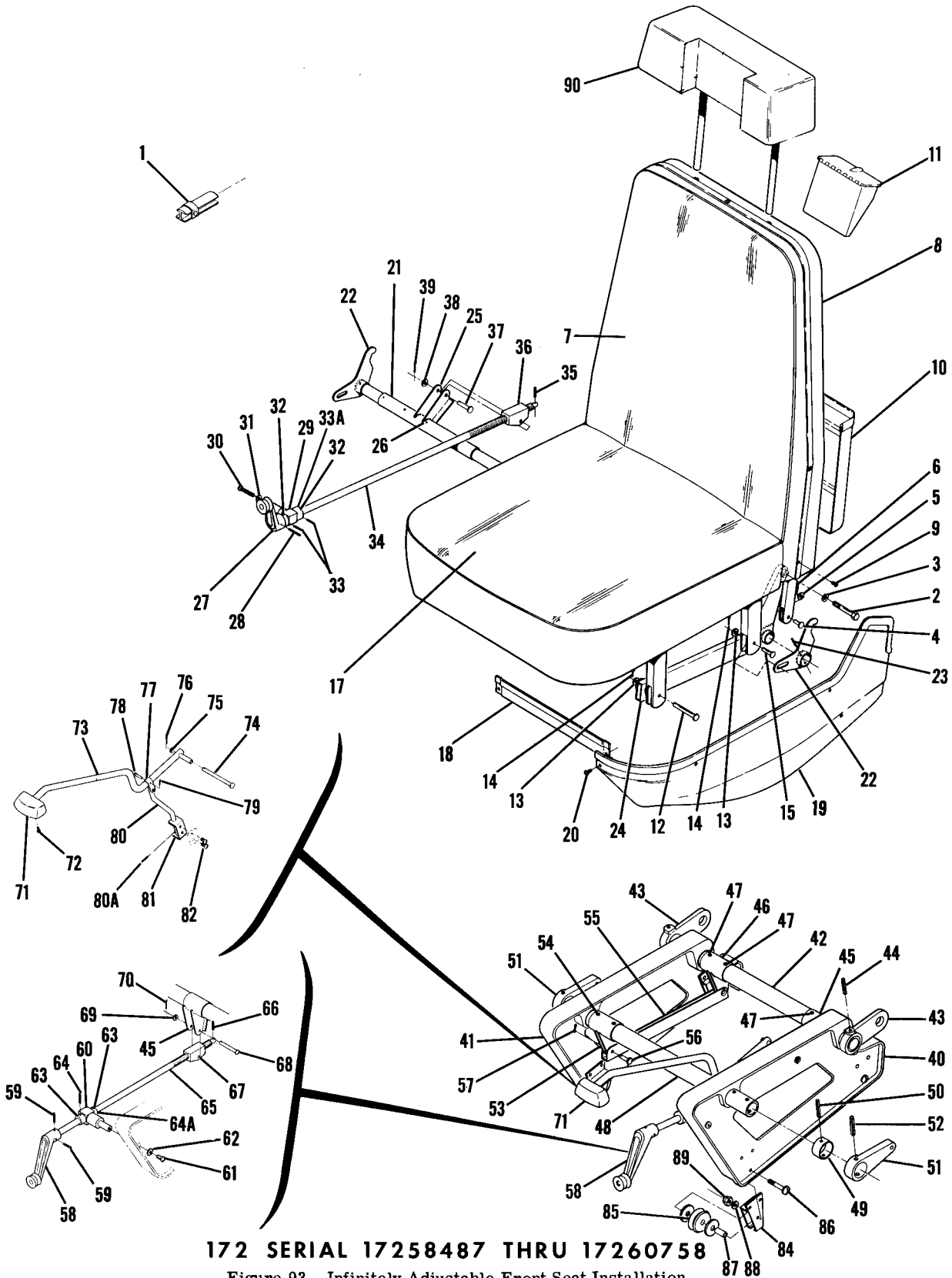
Figure 92. Power Seat Bottom Assembly - Pilot & Co-Pilot

| FIGURE AND INDEX NO. | PART NUMBER  | DESCRIPTION  | UNITS PER ASSY | USABLE ON CODE |
|----------------------|--------------|--|----------------|----------------|
|                      |              | <b>1 2 3 4 5 6 7</b>   |                |                |
| 92 -                 | 1414240-3    | POWER SEAT BOTTOM ASSEMBLY-PILOTS -----                      | 1              | A              |
|                      | 1414240-4    | POWER SEAT BOTTOM ASSEMBLY-CO-PILOTS -----                   | 1              | A              |
|                      | 1414240-3 □  | POWER SEAT BOTTOM ASSEMBLY-PILOTS -----                      | 1              | B              |
|                      | 1414240-4 □  | POWER SEAT BOTTOM ASSEMBLY-CO-PILOTS -----                   | 1              | B              |
| - 1                  | 0700634-1    | CHANNEL OUTBOARD SIDE ONLY -----<br>ATTACHING PARTS          | 1              |                |
| - 2                  | MS20392-2C17 | PIN -----  | 2              |                |
| - 3                  | MS24665-132  | COTTER PIN -----<br>---*---                                  | 2              |                |
| - 4                  | 0700633-2    | BELLCRANK-INBOARD -----<br>ATTACHING PARTS                   | 2              |                |
| - 5                  | NAS561P6-22  | ROLL PIN -----<br>---*---                                    | 4              |                |
| - 6                  | 0700633-4    | BELLCRANK-OUTBOARD -----                                     | 2              |                |
|                      | 0700633-1    | BELLCRANK-OUTBOARD -----                                     | 2              |                |
|                      |              | PILOTS SEAT -----<br>CO-PILOTS SEAT -----<br>ATTACHING PARTS |                |                |
| - 7                  | NAS561P6-22  | ROLL PIN -----<br>---*---                                    | 4              |                |
| - 8                  | 1414248-1    | HANDLE-SEAT ADJUSTMENT -----<br>ATTACHING PARTS              | 1              |                |
| - 9                  | MS20392-2C21 | PIN -----  | 1              |                |
|                      | MS24665-132  | COTTER PIN -----<br>---*---                                  | 1              |                |
| -10                  | 1414245-2    | ROD-SEAT ADJUSTMENT -----<br>ATTACHING PARTS                 | 1              |                |
| -11                  | 1414104-2    | CLAMP -----  | 1              |                |
| -12                  | MS20392-1C15 | PIN -----  | 2              |                |
| -13                  | MS24665-132  | COTTER PIN -----   | 2              |                |
| -14                  | MS24665-132  | COTTER PIN -----<br>---*---                                  | 1              |                |
| -15                  | 1414116-1    | SPRING -----   | 1              |                |
| -16                  | 1414104-8    | BRACKET-SEAT ADJUSTMENT ROD -----                            | 1              |                |
| -17                  | 1414100-212  | KIT-SEAT ROLLER -----<br>ATTACHING PARTS                     | 4              |                |
| -18                  | AN23-19A     | BOLT -----   | 1              |                |
| -19                  | AN960-10L    | WASHER -----   | 2              |                |
| -20                  | S1914-8      | NUT EN -----   | 1              |                |
| -21                  |              | DELETED, NOT AVAILABLE -----                                 |                |                |
| -22                  |              | DELETED, NOT AVAILABLE -----<br>---*---                      |                |                |
| -23                  | 1414249-2    | MOTOR ASSEMBLY -----<br>ATTACHING PARTS                      |                |                |
| -24                  | 1414247-1    | BOLT -----   | 1              |                |
| -25                  | AN316C5R     | NUT -----  | 1              |                |
| -26                  | MS20392-5C65 | PIN -----  | 1              |                |
| -27                  | NAS43006-33  | SPACER -----   | 2              |                |
| -28                  | MS24665-283  | COTTER PIN -----<br>---*---                                  | 1              |                |
| -29                  | 1414242-1    | BRACKET-MOTOR ASSEMBLY -----                                 | 1              |                |
| -30                  | 1200136-1    | COLLAR-TORQUE TUBE -----<br>ATTACHING PARTS                  | 3              |                |
| -31                  | NAS561P6-18  | ROLL PIN -----<br>---*---                                    | 3              |                |
| -32                  | 1414243-1    | BELLCRANK -----<br>ATTACHING PARTS                           | 1              |                |
| -33                  | AN4-14A      | BOLT -----   | 2              |                |
|                      | MS21042L4    | NUT -----<br>---*---   | 2              |                |
| -34                  | 0700639-3    | TORQUE TUBE-FORWARD -----                                    | 1              |                |
| -35                  | 0700639-2    | TORQUE TUBE-AFT -----  | 1              |                |
| -36                  | 1414241-3    | LEG-LH -----   | 1              |                |
| -37                  | 1414241-4    | LEG-RH -----   | 1              |                |
| -38                  | 0700645-1    | HOUSING-SEAT ROLLER FWD LH -----                             | 1              |                |
| -39                  | 0700645-2    | HOUSING-SEAT ROLLER FWD RH -----                             | 1              |                |
| -40                  | 0700645-3    | HOUSING-SEAT ROLLER AFT LH -----                             | 1              |                |
|                      | 0700645-4    | HOUSING-SEAT ROLLER AFT RH -----                             | 1              |                |
| -41                  | 0700641-3    | BRACE-SEAT -----   | 1              |                |
| -42                  | 0700641-4    | BRACE-SEAT -----   | 1              |                |

NOTE. □ THIS PART NUMBER MUST HAVE A SECOND DASH NUMBER TO DENOTE COLOR. REFER TO HOW TO ORDER INTERIOR PARTS-PAGE XIX.

A---172 SERIAL 17251196 THRU 17253392  
F172 SERIAL F172-0051 THRU F172-0179  
B---172 SERIAL 17253393 THRU 17254892  
F172 SERIAL F172-0180 THRU F172-0319

Front Seat (Cont)



172 SERIAL 17258487 THRU 17260758

Figure 93. Infinitely Adjustable Front Seat Installation

| FIGURE AND INDEX NO. | PART NUMBER  |   | DESCRIPTION  | UNITS PER ASSY | USABLE ON CODE |
|----------------------|--------------|---|--|----------------|----------------|
| 93 -                 |              |   | FRONT SEAT INSTALLATION-INFINITE ADJUST -----      | NP             | A              |
|                      | 0515001-1    | # | FRONT SEAT ASSEMBLY-INFINITE ADJUST CO-PILOT ----- | 1              | D              |
|                      | 0515001-24   | # | FRONT SEAT ASSEMBLY-INFINITE ADJUST CO-PILOT ----- | 1              | F              |
|                      | 0514077-2    | # | FRONT SEAT ASSEMBLY-INFINITE ADJUST CO-PILOT ----- | 1              | G              |
|                      | 0515001-20   | # | FRONT SEAT ASSEMBLY-INFINITE ADJUST PILOT -----    | 1              | D              |
|                      | 0515001-23   | # | FRONT SEAT ASSEMBLY-INFINITE ADJUST PILOT -----    | 1              | F              |
|                      | 0514077-1    | # | FRONT SEAT ASSEMBLY-INFINITE ADJUST PILOT -----    | 1              | G              |
|                      |              |   | ATTACHING PARTS                                    |                |                |
| - 1                  | 0511242-1    |   | STOP-SEAT -----                                    | 1              |                |
|                      | AN500A8-7    |   | SCREW -----  | 1              |                |
|                      |              |   | -----*   |                |                |
|                      | 0515001-200  | # | BACK ASSEMBLY-UPHOLSTERED SEAT -----               | 1              | D              |
|                      | 0515001-211  | # | BACK ASSEMBLY-UPHOLSTERED SEAT -----               | 1              | F              |
|                      |              |   | BACK ASSEMBLY-UPHOLSTERED SEAT -----               | NP             | G              |
|                      |              |   | ATTACHING PARTS                                    |                |                |
| - 2                  | AN3-17A      |   | BOLT -----   | 2              |                |
| - 3                  | AN960-10L    |   | WASHER -----                                       | 4              |                |
|                      | 0514029-2    |   | SPACER -----                                       | 2              |                |
|                      | MS21044N3    |   | NUT -----  | 2              |                |
| - 4                  | MS20392-2C11 |   | PIN -----  | 2              |                |
| - 5                  | AN960-10L    |   | WASHER -----                                       | 2              |                |
| - 6                  | MS24665-132  |   | PIN-COTTER -----                                   | 2              |                |
|                      |              |   | -----*   |                |                |
| - 7                  | 0515001-7    | # | COVER ASSEMBLY-SEAT BACK -----                     | 1              | D              |
|                      | 0515001-39   | # | COVER ASSEMBLY-SEAT BACK -----                     | 1              | F              |
|                      | 0514077-6    | # | COVER ASSEMBLY-SEAT BACK -----                     | 1              | G              |
| - 8                  | 0514018-1    | □ | TRIM ASSEMBLY-SEAT BACK -----                      | 1              | D              |
|                      | 0514018-15   | □ | TRIM ASSEMBLY-SEAT BACK -----                      | 1              | F              |
|                      | 0514076-2    | □ | TRIM ASSEMBLY-SEAT BACK -----                      | 1              | G              |
|                      |              |   | ATTACHING PARTS                                    |                |                |
| - 9                  | S1021A4-6    |   | SCREW -----  | 3              |                |
|                      |              |   | -----*   |                |                |
| -10                  | 0514018-3    | □ | POCKET ASSEMBLY-MAGAZINE -----                     | 1              | H              |
|                      | 1214062-5    | # | POCKET ASSEMBLY-MAGAZINE -----                     | 1              | G              |
| -11                  | S1957-2      |   | ASH RECEIVER ASSEMBLY GDR -----                    | 1              |                |
|                      | 0515001-201  | # | BOTTOM ASSEMBLY-UPHOLSTERED SEAT CO-PILOT -----    | 1              | D              |
|                      | 0515001-212  | # | BOTTOM ASSEMBLY-UPHOLSTERED SEAT CO-PILOT -----    | 1              | F              |
|                      |              | # | BOTTOM ASSEMBLY-UPHOLSTERED SEAT CO-PILOT -----    | 1              | G              |
|                      | 0515001-210  | # | BOTTOM ASSEMBLY-UPHOLSTERED SEAT PILOT -----       | 1              | D              |
|                      | 0515001-213  | # | BOTTOM ASSEMBLY-UPHOLSTERED SEAT PILOT -----       | 1              | F              |
|                      |              | # | BOTTOM ASSEMBLY-UPHOLSTERED SEAT PILOT -----       | 1              | G              |
|                      |              |   | ATTACHING PARTS                                    |                |                |
| -12                  | MS20392-3C49 |   | PIN -----  | 1              |                |
|                      | MS20392-3C25 |   | PIN -----  | 1              |                |
| -13                  | AN960-416L   |   | WASHER -----                                       | 4              |                |
| -14                  | MS24665-134  |   | PIN-COTTER -----                                   | 4              |                |
| -15                  | MS20392-3C17 |   | PIN -----  | 2              |                |
| -16                  |              |   | DELETED-NEVER USED -----                           |                |                |
|                      |              |   | -----*   |                |                |
| -17                  | 0515001-10   | # | COVER ASSEMBLY-SEAT BOTTOM -----                   | 1              | D              |
|                      | 0515001-35   | # | COVER ASSEMBLY-SEAT BOTTOM -----                   | 1              | F              |
|                      | 0514077-5    | # | COVER ASSEMBLY-SEAT BOTTOM -----                   | 1              | G              |
| -18                  | 0514017-3    | □ | TRIM -----   | 1              |                |
| -19                  | 0514017-1    | □ | TRIM-LH -----                                      | 1              | H              |
|                      | 0714010-1    | □ | TRIM-LH -----                                      | 1              | G              |
|                      | 0514017-2    | □ | TRIM-RH -----                                      | 1              | H              |
|                      | 0714010-2    | □ | TRIM-RH -----                                      | 1              | G              |
|                      |              |   | ATTACHING PARTS                                    |                |                |
| -20                  | S1021A4-6    |   | SCREW -----  | 4              |                |
|                      |              |   | -----*   |                |                |
| -21                  | 0514026-11   |   | TUBE-TORQUE -----                                  | 1              |                |
| -22                  | 0514030-4    |   | BELLCRANK ASSEMBLY-SEAT BACK ADJUST -----          | 2              |                |
|                      |              |   | ATTACHING PARTS                                    |                |                |
| -23                  | NAS561P4-12  |   | PIN -----  | 2              |                |
|                      |              |   | -----*   |                |                |
| -24                  | 0514023-1    |   | BRACKET ASSEMBLY-PILOT SEAT WEU 0514060-5 -----    | 2              | B              |
|                      | 0514060-5    |   | BRACKET-SEAT PIVOT -----                           | 2              | C              |
| -25                  | 0514028-10   |   | BELLCRANK ASSEMBLY-SEAT ADJUST -----               | 1              | H              |
|                      | 0514028-15   |   | BELLCRANK ASSEMBLY-SEAT ADJUST -----               | 1              | G              |
|                      |              |   | ATTACHING PARTS                                    |                |                |
| -26                  | NAS561P6-12  |   | PIN -----  | 5              |                |
|                      |              |   | -----*   |                |                |

CONTINUED ON NEXT PAGE



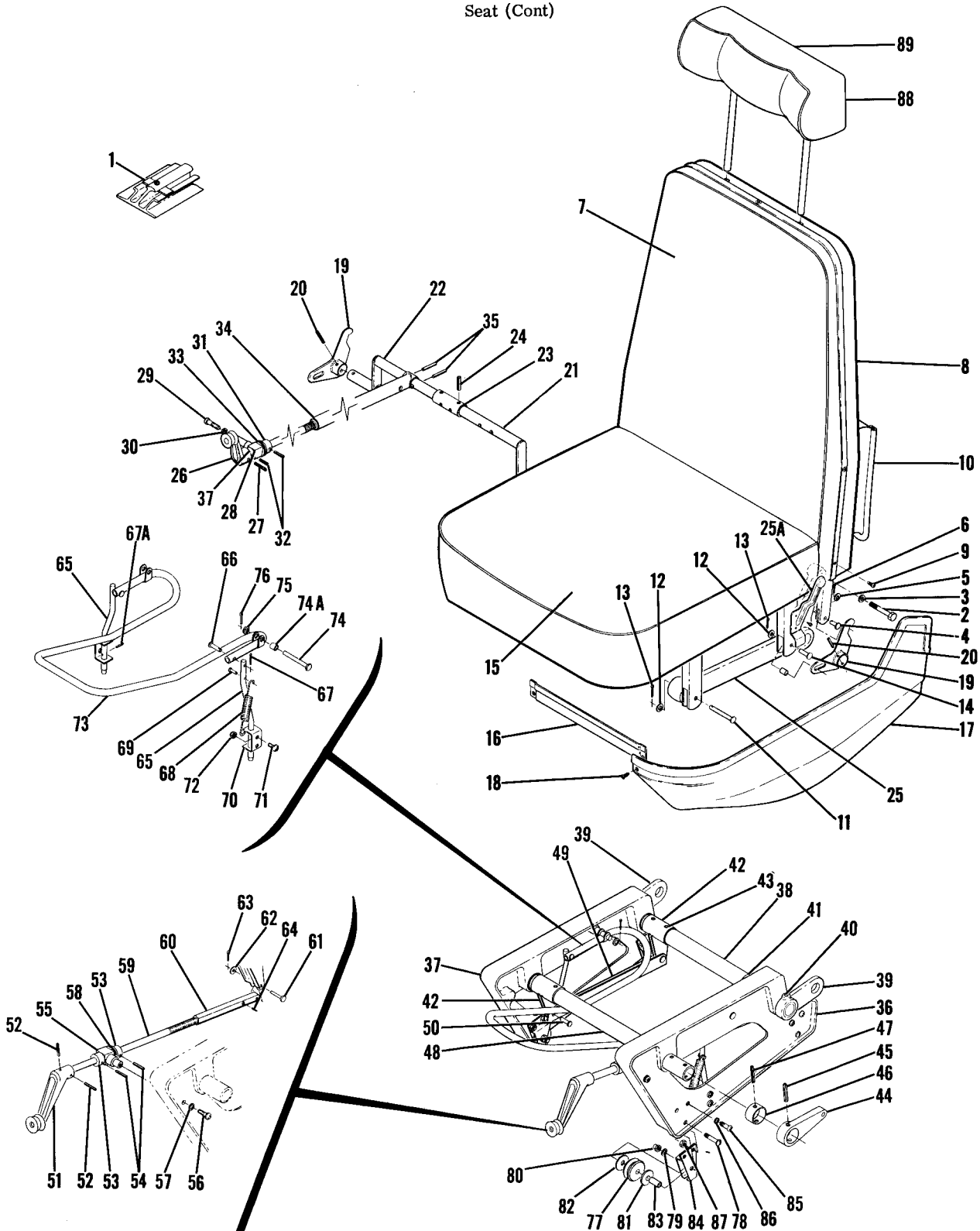
| FIGURE AND INDEX NO. | PART NUMBER  | DESCRIPTION                                  |   |   |   |   |   |   | UNITS PER ASSY | USABLE ON CODE |
|----------------------|--------------|--|---|---|---|---|---|---|----------------|----------------|
|                      |              | 1  | 2 | 3 | 4 | 5 | 6 | 7 |                |                |
| 93 -27               | 0514036-1    | HANDLE ASSEMBLY-SEAT BACK ADJUST -----       |   |   |   |   |   |   | 1              | H<br>G         |
| -28                  | NAS561P4-12  | ATTACHING PARTS -----                        |   |   |   |   |   |   | 1              |                |
| -29                  | 0514033-1    | PIN -----                                    |   |   |   |   |   |   | 1              |                |
| -30                  | AN520-10R8   | BEARING BLOCK -----                          |   |   |   |   |   |   | 1              |                |
| -31                  | AN960-10L    | ATTACHING PARTS -----                        |   |   |   |   |   |   | 1              |                |
| -32                  | 1200138-2    | SCREW -----                                  |   |   |   |   |   |   | 1              |                |
| -33                  | NAS561P4-12  | WASHER -----                                 |   |   |   |   |   |   | 1              |                |
| -33A                 | S2013L2      | ATTACHING PARTS -----                        |   |   |   |   |   |   | 2              |                |
| -34                  | S2014-2      | COLLAR -----                                 |   |   |   |   |   |   | 1              |                |
| -35                  | 0514027-6    | ATTACHING PARTS -----                        |   |   |   |   |   |   | 1              |                |
| -36                  | 0514027-9    | PIN -----                                    |   |   |   |   |   |   | 1              |                |
| -37                  | NAS561P4-10  | NUT-SEAT ADJUST -----                        |   |   |   |   |   |   | 1              |                |
| -38                  | 1200139-1    | ATTACHING PARTS -----                        |   |   |   |   |   |   | 1              |                |
| -39                  | MS20392-2C37 | PIN -----                                    |   |   |   |   |   |   | 1              |                |
| -40                  | AN960-10     | WASHER -----                                 |   |   |   |   |   |   | 1              |                |
| -41                  | MS24665-132  | PIN-COTTER -----                             |   |   |   |   |   |   | 1              |                |
| -42                  | 0514024-1    | ATTACHING PARTS -----                        |   |   |   |   |   |   | 1              |                |
| -43                  | 0514024-2    | PEDESTAL ASSEMBLY-CO-PILOT SEAT -----        |   |   |   |   |   |   | 1              |                |
| -44                  | 0514035-1    | PEDESTAL ASSEMBLY-PILOT SEAT -----           |   |   |   |   |   |   | 1              |                |
| -45                  | 0514035-2    | PEDESTAL-LH -----                            |   |   |   |   |   |   | 1              |                |
| -46                  | 0514026-11   | PEDESTAL-RH -----                            |   |   |   |   |   |   | 1              |                |
| -47                  | 0514034-1    | TORQUE TUBE-REAR -----                       |   |   |   |   |   |   | 1              |                |
| -48                  | NAS561P8-22  | BELLCRANK-VERTICAL ADJUSTMENT REAR -----     |   |   |   |   |   |   | 2              |                |
| -49                  | 0514028-6    | ATTACHING PARTS -----                        |   |   |   |   |   |   | 1              |                |
| -50                  | 0514028-5    | PIN -----                                    |   |   |   |   |   |   | 1              |                |
| -51                  | NAS561P8-18  | BELLCRANK ASSEMBLY-REAR TORQUE TUBE LH ----- |   |   |   |   |   |   | 1              |                |
| -52                  | 0514026-4    | BELLCRANK ASSEMBLY-REAR TORQUE TUBE RH ----- |   |   |   |   |   |   | 1              |                |
| -53                  | 1200136-1    | ATTACHING PARTS -----                        |   |   |   |   |   |   | 2              |                |
| -54                  | NAS561P6-18  | PIN -----                                    |   |   |   |   |   |   | 1              |                |
| -55                  | 0700633-5    | TORQUE TUBE-FORWARD -----                    |   |   |   |   |   |   | 1              |                |
| -56                  | 0514032-1    | COLLAR-FRONT TORQUE TUBE -----               |   |   |   |   |   |   | 3              |                |
| -57                  | MS20392-2C37 | ATTACHING PARTS -----                        |   |   |   |   |   |   | 1              |                |
| -58                  | MS24665-132  | PIN -----                                    |   |   |   |   |   |   | 1              |                |
| -59                  | 1200159-3    | PIN-COTTER -----                             |   |   |   |   |   |   | 2              |                |
| -60                  | NAS561P4-12  | ATTACHING PARTS -----                        |   |   |   |   |   |   | 2              |                |
| -61                  | 0514033-2    | HANDLE ASSEMBLY-VERTICAL ADJUST -----        |   |   |   |   |   |   | 1              |                |
| -62                  | AN520-10R8   | ATTACHING PARTS -----                        |   |   |   |   |   |   | 1              |                |
| -63                  | AN960-10L    | PIN -----                                    |   |   |   |   |   |   | 2              |                |
| -64                  | 1200138-1    | BEARING BLOCK -----                          |   |   |   |   |   |   | 1              |                |
| -65                  | NAS561P8-18  | ATTACHING PARTS -----                        |   |   |   |   |   |   | 1              |                |
| -66                  | 0514032-1    | PIN -----                                    |   |   |   |   |   |   | 2              |                |
| -67                  | MS20392-2C37 | CHANNEL-TORQUE TUBE INTERCONNECT -----       |   |   |   |   |   |   | 1              |                |
| -68                  | MS24665-132  | ATTACHING PARTS -----                        |   |   |   |   |   |   | 2              |                |
| -69                  | 1200159-3    | PIN -----                                    |   |   |   |   |   |   | 2              |                |
| -70                  | NAS561P4-12  | PIN-COTTER -----                             |   |   |   |   |   |   | 2              |                |
| -71                  | 0514033-2    | ATTACHING PARTS -----                        |   |   |   |   |   |   | 1              |                |
| -72                  | AN520-10R8   | BEARING BLOCK -----                          |   |   |   |   |   |   | 1              |                |
| -73                  | AN960-10L    | ATTACHING PARTS -----                        |   |   |   |   |   |   | 1              |                |
| -74                  | 1200138-1    | SCREW -----                                  |   |   |   |   |   |   | 1              |                |
| -75                  | NAS561P4-10  | WASHER -----                                 |   |   |   |   |   |   | 1              |                |
| -76                  | S2013-2      | ATTACHING PARTS -----                        |   |   |   |   |   |   | 2              |                |
| -77                  | S2014-2      | COLLAR -----                                 |   |   |   |   |   |   | 1              |                |
| -78                  | 0514027-5    | ATTACHING PARTS -----                        |   |   |   |   |   |   | 2              |                |
| -79                  | NAS561P4-10  | PIN -----                                    |   |   |   |   |   |   | 1              |                |
| -80                  |              | BEARING -----                                |   |   |   |   |   |   | 1              |                |
| -81                  |              | RACE -----                                   |   |   |   |   |   |   | 2              |                |
| -82                  |              | SCREW ASSEMBLY-VERTICAL ADJUSTMENT -----     |   |   |   |   |   |   | 1              |                |
| -83                  |              | PIN -----                                    |   |   |   |   |   |   | 1              |                |

CONTINUED ON NEXT PAGE



| FIGURE AND INDEX NO. | PART NUMBER   | DESCRIPTION  | UNITS PER ASSY      | USABLE ON CODE |
|----------------------|---|--|---------------------|----------------|
|                      |   | <b>1 2 3 4 5 6 7</b>   |                     |                |
| 93 -67               | 0514037-1   | NUT-SEAT ADJUST -----<br>ATTACHING PARTS -----   | 1                   |                |
| -68                  | MS20392-2C37  | PIN -----  | 1                   |                |
| -69                  | AN960-10  | WASHER -----   | 1                   |                |
| -70                  | MS24665-132   | PIN-COTTER -----<br>-----*   | 1                   |                |
| -71                  | 0700113-1   | KNOB-SEAT ADJUST -----<br>ATTACHING PARTS -----  | 1                   |                |
| -72                  | S1021Z6-8   | SCREW -----<br>-----*  | 1                   |                |
| -73                  | 0514047-1<br>0514047-9                              | ARM ASSEMBLY-SEAT ADJUST RH -----<br>ARM-LH -----<br>ATTACHING PARTS -----   | 1<br>1              |                |
| -74                  | MS20392-2C83  | PIN RH -----   | 1                   |                |
|                      | MS20392-2C45  | PIN LH -----   | 1                   |                |
| -75                  | AN960-10L   | WASHER -----   | 1                   |                |
| -76                  | MS24665-132   | PIN-COTTER -----<br>-----*   | 1                   |                |
| -77                  | 1414104-56  | CLAMP -----<br>ATTACHING PARTS -----   | 1                   |                |
| -78                  | MS20392-1C15  | PIN -----  | 2                   |                |
| -79                  | MS24665-132   | PIN-COTTER RH ONLY -----<br>-----*   | 1                   |                |
| -80                  | 1714067-2   | PIN-SEAT ADJUST RH -----   | 1                   |                |
|                      | 1714067-4   | PIN-SEAT ADJUST LH -----   | 1                   |                |
| -80A                 | NAS561-3-16   | PIN -----  | 1                   |                |
| -81                  | 1714061-1   | GUIDE -----<br>ATTACHING PARTS -----   | 1                   |                |
| -82                  | AN515-8R6<br>MS21044N08                             | SCREW -----<br>NUT -----<br>-----*   | 2<br>2              |                |
| -83                  | 1414116-1   | SPRING -----   | 1                   |                |
| -84                  | 1714000-33  | HOUSING ASSEMBLY-ROLLER -----<br>ATTACHING PARTS -----   | 4                   |                |
|                      | NAS220-11   | SCREW -----  | 2                   |                |
|                      | AN960-8   | WASHER -----   | 2                   |                |
|                      | MS21044N08  | NUT -----<br>-----*  | 2                   |                |
| -85                  | 1714000-K200  | ROLLER KIT-SEAT -----<br>ATTACHING PARTS -----   | 4                   |                |
| -86                  | AN23-20A  | SCREW -----  | 1                   |                |
| -87                  | 1414104-54  | BUSHING -----  | 1                   |                |
| -88                  | AN960-10L   | WASHER -----   | 1                   |                |
| -89                  | S1914-8   | NUT -----<br>-----*  | 1                   |                |
| -90                  | 0514048-1<br>0514048-9<br>SEE FIG 88<br>SEE FIG 108 | # HEADREST ASSEMBLY -----<br># COVER ASSEMBLY-HEADREST -----<br>SEAT BELT INSTALLATION-FRONT SEAT -----<br>SEAT BELT INSTALLATION-FRONT SEAT ----- | AR<br>1<br>NP<br>NP | D<br>E         |
|                      |   | NOTE. #THIS PART NUMBER MUST HAVE A SECOND DASH NUMBER ADDED TO DENOTE COLOR. REFER TO HOW TO ORDER INTERIOR PARTS-PAGE XIX.                       |                     |                |
|                      |   | NOTE. #THIS PART NUMBER MUST HAVE A SECOND DASH NUMBER ADDED TO DENOTE COLOR. REFER TO HOW TO ORDER UPHOLSTERED PARTS-PAGE XVIII.                  |                     |                |
|                      |   | NOTE. *WHEN ORDERING THIS PART FOR AIRCRAFT PRIOR TO 17259697 OR F17200845 ALSO ORDER ONE S2013L2 BEARING & TWO S2014-2 RACES                      |                     |                |
|                      |   | A---172 SERIAL 17258487 THRU 17260758<br>F172 SERIAL F17200655 THRU F17200904  |                     |                |
|                      |   | B---172 SERIAL 17258487 THRU 17259142<br>F172 SERIAL F17200655 THRU F17200754  |                     |                |
|                      |   | C---172 SERIAL 17259143 THRU 17260758<br>F172 SERIAL F17200755 THRU F17200904  |                     |                |
|                      |   | D---172 SERIAL 17258487 THRU 17259223<br>F172 SERIAL F17200655 THRU F17200754  |                     |                |
|                      |   | E---172 SERIAL 17259224 THRU 17260758<br>F172 SERIAL F17200755 THRU F17200904  |                     |                |
|                      |   | F---172 SERIAL 17259224 THRU 17259903<br>F172 SERIAL F17200755 THRU F17200804  |                     |                |
|                      |   | G---172 SERIAL 17259904 THRU 17260758<br>F172 SERIAL F17200805 THRU F17200904  |                     |                |
|                      |   | H---172 SERIAL 17258487 THRU 17259903<br>F172 SERIAL F17200655 THRU F17200804  |                     |                |

Seat (Cont)



172 SERIAL 17260759 THRU 17263458  
 F172 SERIAL F17200905 THRU F17201234

Figure 94. Infinitely Adjustable Front Seat Installation



| FIGURE AND INDEX NO. | PART NUMBER  |   | DESCRIPTION                                    | UNITS PER ASSY | USABLE ON CODE |
|----------------------|--------------|---|--|----------------|----------------|
|                      |              |   | <b>1 2 3 4 5 6 7</b>                           |                |                |
| 94 -                 |              |   | FRONT SEAT INSTALLATION-INFINITE ADJUST -----  | NP             | A              |
|                      | 0514077-10   | # | FRONT SEAT ASSY-INFINITE ADJUST CO-PILOT ----- | 1              | B              |
|                      | 0514077-9    | # | FRONT SEAT ASSY-INFINITE ADJUST PILOT -----    | 1              | B              |
|                      | 0514094-2    | # | FRONT SEAT ASSY-INFINITE ADJUST CO-PILOT ----- | 1              | C              |
|                      | 0514094-1    | # | FRONT SEAT ASSY-INFINITE ADJUST PILOT -----    | 1              | C              |
|                      |              |   | ATTACHING PARTS                                |                |                |
| - 1                  | 0511242-1    |   | STOP-SEAT -----                                | 1              |                |
|                      | AN500A8-7    |   | SCREW -----                                    | 1              |                |
|                      |              |   | -----*   |                |                |
|                      |              |   | BACK ASSY-UPHOLSTERED SEAT -----               | NP             |                |
|                      |              |   | ATTACHING PARTS                                |                |                |
| - 2                  | AN3-17A      |   | BOLT -----                                     | 2              |                |
| - 3                  | AN960-10L    |   | WASHER -----                                   | 4              |                |
|                      | 0514029-2    |   | SPACER -----                                   | 2              |                |
|                      | MS21044N3    |   | NUT -----                                      | 2              |                |
| - 4                  | MS20392-2C11 |   | PIN -----                                      | 2              |                |
| - 5                  | AN960-10L    |   | WASHER -----                                   | 2              |                |
| - 6                  | MS24665-132  |   | COTTER PIN -----                               | 2              |                |
|                      |              |   | -----*   |                |                |
| - 7                  | 0514077-11   | # | COVER ASSY-SEAT BACK -----                     | 1              | B              |
|                      | 0514094-7    | # | COVER ASSY-SEAT BACK -----                     | 1              | C              |
| - 8                  | 0514083-1    | □ | TRIM ASSY-SEAT BACK -----                      | 1              |                |
|                      |              |   | ATTACHING PARTS                                |                |                |
| - 9                  | S1021A4-6    |   | SCREW -----                                    | 5              |                |
|                      |              |   | -----*   |                |                |
| -10                  | 1214062-5    |   | POCKET ASSY -----                              | 1              |                |
|                      |              |   | BOTTOM ASSY-UPHOLSTERED SEAT -----             | NP             |                |
|                      |              |   | ATTACHING PARTS                                |                |                |
| -11                  | MS20392-3C49 |   | PIN -----                                      | 2              |                |
| -12                  | AN960-416L   |   | WASHER -----                                   | 4              |                |
| -13                  | MS24665-134  |   | COTTER PIN -----                               | 4              |                |
| -14                  | MS20392-3C17 |   | PIN -----                                      | 2              |                |
|                      |              |   | -----*   |                |                |
| -15                  | 0514077-8    | # | COVER ASSY-SEAT BOTTOM -----                   | 1              | B              |
|                      | 0514094-6    | # | COVER ASSY-SEAT BOTTOM -----                   | 1              | C              |
| -16                  | 0514017-3    | □ | TRIM -----                                     | 1              |                |
| -17                  | 0714010-1    | □ | TRIM-LH -----                                  | 1              |                |
|                      | 0714010-2    | □ | TRIM-RH -----                                  | 1              |                |
|                      |              |   | ATTACHING PARTS                                |                |                |
| -18                  | S1021A4-6    |   | SCREW -----                                    | 4              |                |
|                      |              |   | -----*   |                |                |
| -19                  | 0514030-4    |   | BELLCRANK ASSY-SEAT BACK ADJUST -----          | 2              |                |
|                      |              |   | ATTACHING PARTS                                |                |                |
| -20                  | NAS561P4-12  |   | PIN -----                                      | 2              |                |
|                      |              |   | -----*   |                |                |
| -21                  | 1714074-13   |   | CRANK WELD ASSY-LH -----                       | 1              |                |
| -22                  | 1714074-14   |   | CRANK WELD ASSY-RH -----                       | 1              |                |
| -23                  | 1714074-6    |   | SPLICE -----                                   | 1              |                |
|                      |              |   | ATTACHING PARTS                                |                |                |
| -24                  | NAS561P6-12  |   | PIN -----                                      | 4              |                |
|                      |              |   | -----*   |                |                |
| -25                  | 0514060-5    |   | BRACKET-SEAT PIVOT -----                       | 2              |                |
| -25A                 | 0514101-1    |   | STIFFENER-LH SEAT TRIM -----                   | 1              |                |
|                      | 0514101-2    |   | STIFFENER-RH SEAT TRIM -----                   | 1              |                |
|                      |              |   | ATTACHING PARTS                                |                |                |
|                      | S1021A4-6    |   | SCREW -----                                    | 2              |                |
|                      |              |   | -----*   |                |                |
| -26                  | 0514036-1    |   | HANDLE ASSY-SEAT BACK ADJUST -----             | 1              |                |
|                      |              |   | ATTACHING PARTS                                |                |                |
| -27                  | NAS561P4-12  |   | PIN -----                                      | 1              |                |
|                      |              |   | -----*   |                |                |
| -28                  | 0514033-1    |   | BEARING BLOCK -----                            | 1              |                |
|                      |              |   | ATTACHING PARTS                                |                |                |
| -29                  | AN520-10RB   |   | SCREW -----                                    | 1              |                |
| -30                  | AN960-10L    |   | WASHER -----                                   | 1              |                |
|                      |              |   | -----*   |                |                |
| -31                  | 1200138-2    |   | COLLAR -----                                   | 2              |                |
|                      |              |   | ATTACHING PARTS                                |                |                |
| -32                  | NAS561P4-12  |   | PIN -----                                      | 1              |                |
|                      |              |   | -----*   |                |                |
| -33                  | S2013-2      |   | BEARING -----                                  | 1              |                |
|                      | S2014-2      |   | RACE-BEARING -----                             | 2              |                |
|                      |              |   | CONTINUED ON NEXT PAGE                         |                |                |

| FIGURE AND INDEX NO. | PART NUMBER                              | DESCRIPTION   | UNITS PER ASSY | USABLE ON CODE |
|----------------------|--|---|----------------|----------------|
|                      |  |   |                |                |
| 94 -34               | 0514089-1                                | JACK SCREW ASSY -----<br>ATTACHING PARTS -----                      | 1              |                |
| -35                  | NAS561P4-15                              | PIN -----<br>-----*   | 2              |                |
|                      | 0514051-2                                | PEDESTAL ASSY-CU-PILOT SEAT -----                                   | 1              |                |
|                      | 0514051-1                                | PEDESTAL ASSY-PILOT SEAT -----                                      | 1              |                |
| -36                  | 0514035-17                               | PEDESTAL-LH -----   | 1              |                |
| -37                  | 0514035-18                               | PEDESTAL-RH -----   | 1              |                |
| -38                  | 0514026-2                                | TORQUE TUBE-REAR -----  | 1              |                |
| -39                  | 0514034-1                                | BELLCRANK-REAR TORQUE TUBE -----<br>ATTACHING PARTS -----           | 2              |                |
| -40                  | NAS561P6-28                              | PIN -----<br>-----*   | 1              |                |
| -41                  | 0514028-6                                | BELLCRANK ASSY-REAR TORQUE TUBE INBD -----<br>ATTACHING PARTS ----- | 1              |                |
|                      | NAS561P8-18                              | PIN -----<br>-----*   | 2              |                |
| -42                  | 0514028-5                                | BELLCRANK ASSY-TORQUE TUBE OUTBD -----<br>ATTACHING PARTS -----     | 2              |                |
| -43                  | NAS561P6-18                              | PIN -----<br>-----*   | 2              |                |
| -44                  | 0700633-5                                | BELLCRANK-FWD TORQUE TUBE -----<br>ATTACHING PARTS -----            | 2              |                |
| -45                  | NAS561P6-22                              | PIN -----<br>-----*   | 2              |                |
| -46                  | 1200136-1                                | COLLAR -----<br>ATTACHING PARTS -----                               | 3              |                |
| -47                  | NAS561P6-18                              | PIN -----<br>-----*   | 1              |                |
| -48                  | 0514026-4                                | TORQUE TUBE-FWD -----   | 1              |                |
| -49                  | 0514032-1                                | CHANNEL-TORQUE TUBE INTERCONNECT -----<br>ATTACHING PARTS -----     | 1              |                |
| -50                  | MS20392-2C17<br>AN960-10L<br>MS24665-132 | PIN -----<br>WASHER -----<br>COTTER PIN -----<br>-----*             | 2<br>2<br>2    |                |
| -51                  | 1200159-3                                | HANDLE ASSY-VERTICAL ADJUST -----<br>ATTACHING PARTS -----          | 1              |                |
| -52                  | NAS561P4-12                              | PIN -----<br>-----*   | 2              |                |
| -53                  | 1200138-2                                | COLLAR -----<br>ATTACHING PARTS -----                               | 2              |                |
| -54                  | NAS561P4-12                              | PIN -----<br>-----*   | 1              |                |
| -55                  | 0514033-2                                | BEARING BLOCK -----<br>ATTACHING PARTS -----                        | 1              |                |
| -56                  | AN520-10R8                               | SCREW -----   | 1              |                |
| -57                  | AN960-10L                                | WASHER -----<br>-----*  | 1              |                |
| -58                  | S2013-2                                  | BEARING -----   | 1              |                |
|                      | S2014-2                                  | RACE -----  | 2              |                |
| -59                  | 0514027-21                               | SCREW ASSY-VERTICAL ADJUST -----                                    | 1              |                |
| -60                  | 1514119-3                                | NUT-VERTICAL ADJUST -----<br>ATTACHING PARTS -----                  | 1              |                |
| -61                  | MS20392-2C37                             | PIN -----   | 1              |                |
| -62                  | AN960-10                                 | WASHER -----  | 1              |                |
| -63                  | MS24665-132                              | COTTER PIN -----  | 1              |                |
| -64                  | NAS561P4-8                               | PIN -----<br>-----*   | 1              |                |
| -65                  | 1714067-5                                | PIN-SEAT ADJUST -----<br>ATTACHING PARTS -----                      | 2              |                |
| -66                  | MS20392-1C21                             | PIN -----   | 1              |                |
| -67                  | MS24665-132                              | COTTER PIN -----  | 1              |                |
| -67A                 | NAS561-3-16                              | PIN -----<br>-----*   | 1              |                |
| -68                  | 1414116-1                                | SPRING LH SIDE ONLY -----<br>ATTACHING PARTS -----                  | 1              |                |
| -69                  | MS20392-1C11                             | PIN -----<br>-----*   | 1              |                |
| -70                  | 1714061-1                                | GUIDE-PIN -----<br>ATTACHING PARTS -----                            | 2              |                |
| -71                  | AN515-8R6                                | SCREW -----   | 2              |                |
| -72                  | MS21042N08                               | NUT -----<br>-----*   | 2              |                |

CONTINUED ON NEXT PAGE

| FIGURE AND INDEX NO.   | PART NUMBER  | DESCRIPTION  | UNITS PER ASSY | USABLE ON CODE |
|--|--------------|--|----------------|----------------|
|  |              | <b>1 2 3 4 5 6 7</b>                               |                |                |
| 94 -73   | 0514090-4    | HANDLE-SEAT ADJUST -----<br>ATTACHING PARTS -----  | 1              |                |
| -74  | MS20392-2C55 | PIN -----  | 2              |                |
| -74A   | NAS43DD3-18  | SPACER -----                                       | 2              |                |
| -75  | AN960-10L    | WASHER -----                                       | 2              |                |
| -76  | MS24665-132  | COTTER PIN -----<br>-----*                         | 2              |                |
| -77  | S1704-1      | ROLLER-SEAT -----<br>ATTACHING PARTS -----         | 4              |                |
| -78  | AN23-20A     | BOLT -----   | 1              |                |
| -79  | AN960-10L    | WASHER -----                                       | 1              |                |
| -80  | S1914-8      | NUT -----  | 1              |                |
| -81  | 1714000-22   | WASHER -----                                       | 1              |                |
| -82  | 1714000-41   | WASHER -----                                       | 1              |                |
| -83  | 1414104-54   | BUSHING -----<br>-----*                            | 1              |                |
| -84  | 1714000-33   | HOUSING-SEAT ROLLER -----<br>ATTACHING PARTS ----- | 4              |                |
| -85  | NAS220-11    | SCREW -----  | 2              |                |
| -86  | AN960-8      | WASHER -----                                       | 2              |                |
| -87  | MS21044N08   | NUT -----<br>-----*                                | 2              |                |
| -88  | 0514048-1    | # HEADREST ASSY -----                              | AR             |                |
| -89  | 0514048-9    | # COVER-HEADREST -----                             | 1              |                |
|  | SEE FIG 108  | SEAT BELT INSTALLATION -----                       | NP             |                |
| <p>NOTE. #THIS PART NUMBER MUST HAVE A SECOND DASH NUMBER ADDED TO DENOTE COLOR. REFER TO HOW TO ORDER UPHOLSTERED PARTS-PAGE XVIII.</p> <p>NOTE. □THIS PART NUMBER MUST HAVE A SECOND DASH NUMBER ADDED TO DENOTE COLOR. REFER TO HOW TO ORDER INTERIOR PARTS-PAGE XIX.</p> <p>A---172 SERIAL 17260759 THRU 17263458<br/>F172 SERIAL F17200905 THRU F17201234</p> <p>B---172 SERIAL 17260759 THRU 17261898<br/>F172 SERIAL F17200905 THRU F17201034</p> <p>C---172 SERIAL 17261899 THRU 17263458<br/>F172 SERIAL F17201035 THRU F17201234</p> |              |  |                |                |

Seat (Cont)

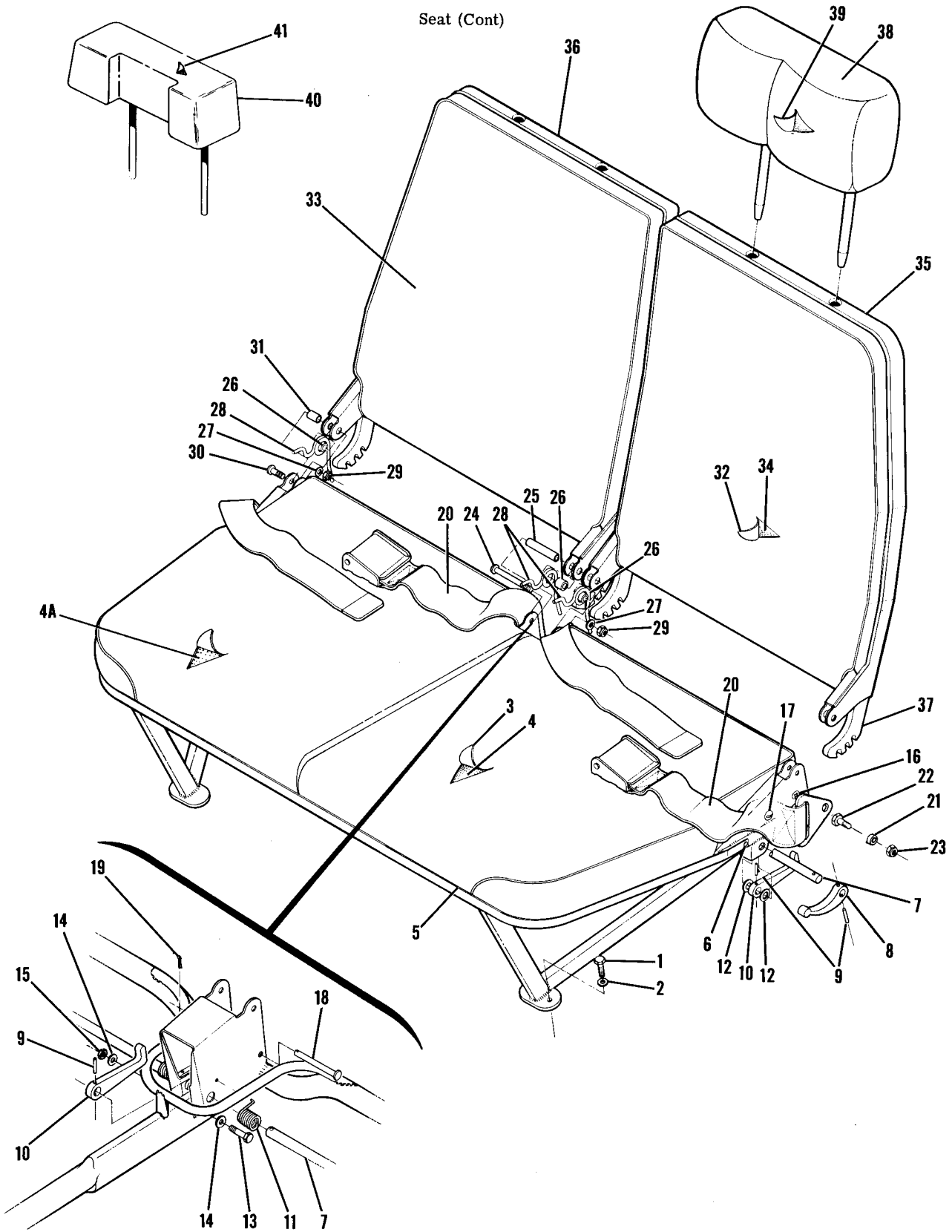


Figure 95. Rear Seat Installation-Individually Reclining Back



| FIGURE AND INDEX NO. | PART NUMBER  |   | DESCRIPTION  |   |   |   |   |   |   | UNITS PER ASSY | USABLE ON CODE |
|----------------------|--------------|---|--|---|---|---|---|---|---|----------------|----------------|
|                      |              |   | 1  | 2 | 3 | 4 | 5 | 6 | 7 |                |                |
| 95 -                 |              |   | REAR SEAT INSTALLATION-INDIVIDUALLY RECLINING BACK ----- |   |   |   |   |   |   | NP             |                |
|                      | 0500210-28   | # | BOTTOM ASSEMBLY-REAR SEAT -----                          |   |   |   |   |   |   | 1              | E              |
|                      | 0500210-125  | # | BOTTOM ASSEMBLY-REAR SEAT FABRIC -----                   |   |   |   |   |   |   | 1              | F              |
|                      | 0500210-113  | # | BOTTOM ASSEMBLY-REAR SEAT VINYL -----                    |   |   |   |   |   |   | 1              | M              |
|                      | 0500210-139  | # | BOTTOM ASSEMBLY-REAR SEAT VINYL -----                    |   |   |   |   |   |   | 1              | P              |
|                      | 0500210-162  | # | BOTTOM ASSEMBLY-REAR SEAT VINYL -----                    |   |   |   |   |   |   | 1              | T              |
|                      | 0514082-4    | # | BOTTOM ASSEMBLY-REAR SEAT FABRIC -----                   |   |   |   |   |   |   | 1              | U              |
|                      | 0514082-19   | # | BOTTOM ASSEMBLY-REAR SEAT FABRIC -----                   |   |   |   |   |   |   | 1              | W              |
|                      | 0514096-11   | # | BOTTOM ASSEMBLY-REAR SEAT FABRIC -----                   |   |   |   |   |   |   | 1              | X              |
|                      |              |   | ATTACHING PARTS  |   |   |   |   |   |   |                |                |
| - 1                  | AN4-7A       |   | BOLT-FRONT LEGS ONLY -----                               |   |   |   |   |   |   | 2              |                |
|                      | AN4-6A       |   | BOLT-REAR LEGS ONLY -----                                |   |   |   |   |   |   | 2              |                |
| - 2                  | AN960-416    |   | WASHER -----   |   |   |   |   |   |   | 4              |                |
|                      |              |   | -----*   |   |   |   |   |   |   |                |                |
| - 3                  | 0500210-31   | # | COVER-REAR SEAT BOTTOM -----                             |   |   |   |   |   |   | 1              | E              |
|                      | 0500210-105  | # | COVER ASSEMBLY-LH FABRIC -----                           |   |   |   |   |   |   | 1              | F              |
|                      | 0500210-123  | # | COVER ASSEMBLY-LH VINYL -----                            |   |   |   |   |   |   | 1              | M              |
|                      | 0500210-145  | # | COVER ASSEMBLY-LH VINYL -----                            |   |   |   |   |   |   | 1              | P              |
|                      | 0500210-165  | # | COVER ASSEMBLY-LH VINYL -----                            |   |   |   |   |   |   | 1              | T              |
|                      | 0514082-17   | # | COVER ASSEMBLY-BOTTOM LH FABRIC -----                    |   |   |   |   |   |   | 1              | U              |
|                      | 0514082-27   | # | COVER ASSEMBLY-BOTTOM LH FABRIC -----                    |   |   |   |   |   |   | 1              | W              |
|                      | 0514096-5    | # | COVER ASSEMBLY-BOTTOM LH FABRIC -----                    |   |   |   |   |   |   | 1              | X              |
|                      | 0500210-111  | # | COVER ASSEMBLY-RH FABRIC -----                           |   |   |   |   |   |   | 1              | F              |
|                      | 0500210-122  | # | COVER ASSEMBLY-RH VINYL -----                            |   |   |   |   |   |   | 1              | M              |
|                      | 0500210-146  | # | COVER ASSEMBLY-RH VINYL -----                            |   |   |   |   |   |   | 1              | R              |
|                      | 0500210-166  | # | COVER ASSEMBLY-RH VINYL -----                            |   |   |   |   |   |   | 1              | T              |
|                      | 0514082-16   | # | COVER ASSEMBLY-BOTTOM RH FABRIC -----                    |   |   |   |   |   |   | 1              | U              |
|                      | 0514082-30   | # | COVER ASSEMBLY-BOTTOM RH FABRIC -----                    |   |   |   |   |   |   | 1              | W              |
|                      | 0514096-4    | # | COVER ASSEMBLY-BOTTOM RH FABRIC -----                    |   |   |   |   |   |   | 1              | X              |
| - 4                  | 0500210-32   |   | CUSHION-REAR SEAT BOTTOM -----                           |   |   |   |   |   |   | 1              | E              |
|                      | 0500210-107  |   | CUSHION-REAR SEAT BOTTOM -----                           |   |   |   |   |   |   | 2              | M              |
|                      | 0500210-151  |   | CUSHION LH-REAR SEAT BOTTOM -----                        |   |   |   |   |   |   | 1              | P              |
|                      | 0500210-167  |   | CUSHION LH-REAR SEAT BOTTOM -----                        |   |   |   |   |   |   | 1              | R              |
| - 4A                 | 0500210-150  |   | CUSHION RH-REAR SEAT BOTTOM -----                        |   |   |   |   |   |   | 1              | P              |
|                      | 0500210-168  |   | CUSHION RH-REAR SEAT BOTTOM -----                        |   |   |   |   |   |   | 1              | R              |
| - 5                  | 0500226-1    |   | RETAINER-UPHOLSTERY -----                                |   |   |   |   |   |   | 1              | O              |
|                      | 0514044-1    |   | RETAINER-UPHOLSTERY -----                                |   |   |   |   |   |   | 1              | N              |
|                      |              |   | ATTACHING PARTS  |   |   |   |   |   |   |                |                |
| - 6                  | S1021Z6-4    |   | SCREW -----  |   |   |   |   |   |   | 12             |                |
|                      |              |   | -----*   |   |   |   |   |   |   |                |                |
| - 7                  | 0512031-9    |   | SHAFT-CONTROL -----                                      |   |   |   |   |   |   | 2              |                |
|                      |              |   | ATTACHING PARTS  |   |   |   |   |   |   |                |                |
| - 8                  | 0710312-2    |   | HANDLE -----   |   |   |   |   |   |   | 1              |                |
| - 9                  | NAS561-P3-10 |   | PIN -----  |   |   |   |   |   |   | 3              |                |
| -10                  | 1414231-2    |   | PAWL -----   |   |   |   |   |   |   | 1              |                |
| -11                  | 1414107-2    |   | SPRING-LH SHAFT ONLY -----                               |   |   |   |   |   |   | 1              |                |
|                      | 1414107-1    |   | SPRING-RH SHAFT ONLY -----                               |   |   |   |   |   |   | 1              |                |
| -12                  | AN960-416    |   | WASHER -----   |   |   |   |   |   |   | 2              |                |
|                      |              |   | -----*   |   |   |   |   |   |   |                |                |
| -13                  | AN3-10A      |   | BOLT -----   |   |   |   |   |   |   | 2              |                |
| -14                  | AN960-10L    |   | WASHER -----   |   |   |   |   |   |   | 4              |                |
| -15                  | MS21044N3    |   | NUT -----  |   |   |   |   |   |   | 2              |                |
| -16                  | AN507-832R14 |   | SCREW -----  |   |   |   |   |   |   | 2              |                |
|                      | MS21044N08   |   | NUT -----  |   |   |   |   |   |   | 2              |                |
| -17                  | AN23-15A     |   | BOLT -----   |   |   |   |   |   |   | 2              |                |
|                      | MS21044N3    |   | NUT -----  |   |   |   |   |   |   | 2              |                |
| -18                  | MS20392-2C71 |   | PIN -----  |   |   |   |   |   |   | 1              |                |
| -19                  | MS24665-132  |   | PIN-COTTER -----   |   |   |   |   |   |   | 1              |                |
| -20                  | S1418-1      |   | SAFETY BELT -----  |   |   |   |   |   |   | 2              | A              |
|                      | S1418-3      |   | SAFETY BELT -----  |   |   |   |   |   |   | 2              | B              |
|                      | S1622C3      |   | BELT ASSEMBLY-REAR SEAT BLUE -----                       |   |   |   |   |   |   | 2              | C              |
|                      | S1622D3      |   | BELT ASSEMBLY-REAR SEAT TAN -----                        |   |   |   |   |   |   | 2              | C              |
|                      | S1622F3      |   | BELT ASSEMBLY-REAR SEAT OLIVE -----                      |   |   |   |   |   |   | 2              | C              |
|                      | S1622H3      |   | BELT ASSEMBLY-REAR SEAT CORAL -----                      |   |   |   |   |   |   | 2              | C              |
|                      | S1651B1      |   | BELT ASSEMBLY-REAR SEAT BLACK -----                      |   |   |   |   |   |   | 2              | D              |
|                      | S1622D3      |   | BELT ASSEMBLY-REAR SEAT TAN -----                        |   |   |   |   |   |   | 2              | G              |
|                      | S1622J3      |   | BELT ASSEMBLY-REAR SEAT RED -----                        |   |   |   |   |   |   | 2              | G              |
|                      | S1622K3      |   | BELT ASSEMBLY-REAR SEAT AVOCADO -----                    |   |   |   |   |   |   | 2              | G              |
|                      | S1622M3      |   | BELT ASSEMBLY-REAR SEAT BLUE -----                       |   |   |   |   |   |   | 2              | G              |
|                      | S1746D13     |   | BELT ASSEMBLY-REAR SEAT TAN -----                        |   |   |   |   |   |   | 2              | H              |
|                      | S1651D1      |   | BELT ASSEMBLY-REAR SEAT TAN -----                        |   |   |   |   |   |   | 2              | K              |
|                      | S1746J13     |   | BELT ASSEMBLY-REAR SEAT RED -----                        |   |   |   |   |   |   | 2              | H              |
|                      | S1651J1      |   | BELT ASSEMBLY-REAR SEAT RED -----                        |   |   |   |   |   |   | 2              | K              |
|                      | S1746K13     |   | BELT ASSEMBLY-REAR SEAT AVOCADO -----                    |   |   |   |   |   |   | 2              | H              |
|                      | S1651K1      |   | BELT ASSEMBLY-REAR SEAT AVOCADO -----                    |   |   |   |   |   |   | 2              | K              |

CONTINUED ON NEXT PAGE

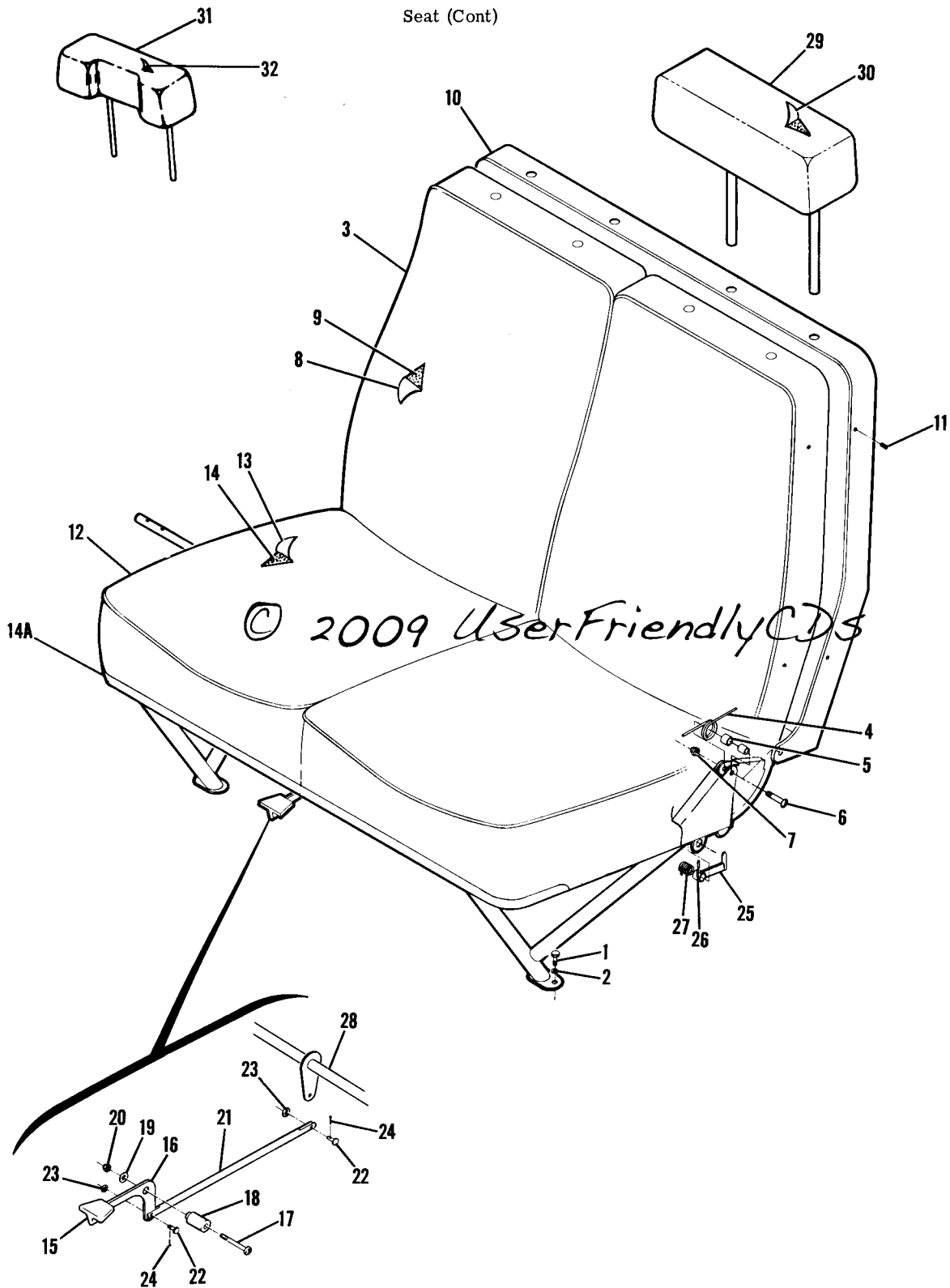
| FIGURE AND INDEX NO. | PART NUMBER | DESCRIPTION             |  |                |   |   |   | UNITS PER ASSY | USABLE ON CODE |
|----------------------|-------------|-------------------------|--|----------------|---|---|---|----------------|----------------|
|                      |             | 1                       | 2                                      | 3              | 4 | 5 | 6 |                |                |
| 95 -                 | S1746M13    | BELT ASSEMBLY-REAR SEAT | BLUE                                   | ----           |   |   |   | 2              | H              |
|                      | S1651M1     | BELT ASSEMBLY-REAR SEAT | BLUE                                   | ----           |   |   |   | 2              | K              |
|                      | S1746P13    | BELT ASSEMBLY-REAR SEAT | BLUE                                   | ----           |   |   |   | 2              | S              |
|                      | S1746R13    | BELT ASSEMBLY-REAR SEAT | MAROON                                 | ----           |   |   |   | 2              | S              |
|                      | S1746D13    | BELT ASSEMBLY-REAR SEAT | TAN                                    | ----           |   |   |   | 2              | S              |
|                      | S1746S13    | BELT ASSEMBLY-REAR SEAT | GOLD                                   | ----           |   |   |   | 2              | S              |
|                      | S1746W13    | BELT ASSEMBLY-REAR SEAT | BROWN                                  | ----           |   |   |   | 2              | P              |
|                      | S1746Y13    | BELT ASSEMBLY-REAR SEAT | BLUE                                   | ----           |   |   |   | 2              | P              |
|                      | S1746T13    | BELT ASSEMBLY-REAR SEAT | MARIGOLD                               | ----           |   |   |   | 2              | P              |
|                      | S1746V13    | BELT ASSEMBLY-REAR SEAT | OLIVE                                  | ----           |   |   |   | 2              | P              |
|                      | SEE FIG 55  | BELT ASSEMBLY-REAR SEAT |  | ----           |   |   |   | 2              | R              |
| -21                  | NAS43HT4-10 | SPACER                  |  | ----           |   |   |   | 3              |                |
| -22                  | AN4-6A      | BOLT                    |  | ----           |   |   |   | 3              |                |
| -23                  | MS21042L4   | NUT                     |  | ----           |   |   |   | 2              |                |
|                      | 0500210-29  | #                       | BACK ASSEMBLY-REAR SEAT UPHOLSTERED LH | FABRIC         |   |   |   | 1              | V              |
|                      | 0500210-115 | #                       | BACK ASSEMBLY-REAR SEAT UPHOLSTERED LH | VINYL          |   |   |   | 1              | M              |
|                      | 0500210-143 | #                       | BACK ASSEMBLY-REAR SEAT UPHOLSTERED LH | VINYL          |   |   |   | 1              | P              |
|                      | 0500210-163 | #                       | BACK ASSEMBLY-REAR SEAT UPHOLSTERED LH | VINYL          |   |   |   | 1              | T              |
|                      | 0514082-3   | #                       | BACK ASSEMBLY-REAR SEAT UPHOLSTERED LH | FABRIC         |   |   |   | 1              | U              |
|                      | 0514082-23  | #                       | BACK ASSEMBLY-REAR SEAT UPHOLSTERED LH | FABRIC         |   |   |   | 1              | W              |
|                      | 0514096-3   | #                       | BACK ASSEMBLY-REAR SEAT UPHOLSTERED LH | FABRIC         |   |   |   | 1              | X              |
|                      | 0500210-30  | #                       | BACK ASSEMBLY-REAR SEAT UPHOLSTERED RH | FABRIC         |   |   |   | 1              | V              |
|                      | 0500210-114 | #                       | BACK ASSEMBLY-REAR SEAT UPHOLSTERED RH | VINYL          |   |   |   | 1              | M              |
|                      | 0500210-144 | #                       | BACK ASSEMBLY-REAR SEAT UPHOLSTERED RH | VINYL          |   |   |   | 1              | P              |
|                      | 0500210-164 | #                       | BACK ASSEMBLY-REAR SEAT UPHOLSTERED RH | VINYL          |   |   |   | 1              | T              |
|                      | 0514082-2   | #                       | BACK ASSEMBLY-REAR SEAT UPHOLSTERED RH | FABRIC         |   |   |   | 1              | U              |
|                      | 0514082-24  | #                       | BACK ASSEMBLY-REAR SEAT UPHOLSTERED RH | FABRIC         |   |   |   | 1              | W              |
|                      | 0514096-2   | #                       | BACK ASSEMBLY-REAR SEAT UPHOLSTERED RH | FABRIC         |   |   |   | 1              | X              |
|                      |             |                         | ATTACHING PARTS                        |                |   |   |   |                |                |
| -24                  | AN23-40A    |                         | BOLT                                   |                |   |   |   | 1              |                |
| -25                  | 1414211-22  |                         | BUSHING                                |                |   |   |   | 1              |                |
| -26                  | 0711668-1   |                         | BUSHING                                |                |   |   |   | 4              |                |
| -27                  | AN960-10L   |                         | WASHER                                 |                |   |   |   | 6              |                |
| -28                  | 0711667-1   |                         | SPRING                                 |                |   |   |   | 4              |                |
| -29                  | MS21044N3   |                         | NUT                                    |                |   |   |   | 3              |                |
| -30                  | AN23-16A    |                         | BOLT                                   |                |   |   |   | 2              |                |
| -31                  | 1414104-4   |                         | SPACER                                 |                |   |   |   | 2              |                |
|                      |             |                         | ----                                   |                |   |   |   |                |                |
| -32                  | 0500210-33  | #                       | COVER-SEAT BACK LH                     | FABRIC         |   |   |   | 1              | V              |
|                      | 0500210-117 | #                       | COVER-SEAT BACK LH                     | VINYL          |   |   |   | 1              | P              |
|                      | 0500210-177 | #                       | COVER ASSY-SEAT BACK LH                | VINYL          |   |   |   | 1              | T              |
|                      | 0514082-13  | #                       | COVER ASSY-SEAT BACK LH                | FABRIC         |   |   |   | 1              | U              |
|                      | 0514082-29  | #                       | COVER ASSY-SEAT BACK LH                | FABRIC         |   |   |   | 1              | W              |
|                      | 0514096-7   | #                       | COVER ASSY-SEAT BACK LH                | FABRIC         |   |   |   | 1              | X              |
| -33                  | 0500210-34  | #                       | COVER-SEAT BACK RH                     | FABRIC         |   |   |   | 1              | V              |
|                      | 0500210-116 | #                       | COVER-SEAT BACK RH                     | VINYL          |   |   |   | 1              | P              |
|                      | 0500210-172 | #                       | COVER ASSY-SEAT BACK RH                | VINYL          |   |   |   | 1              | T              |
|                      | 0514082-12  | #                       | COVER ASSY-SEAT BACK RH                | FABRIC         |   |   |   | 1              | U              |
|                      | 0514082-28  | #                       | COVER ASSY-SEAT BACK RH                | FABRIC         |   |   |   | 1              | W              |
|                      | 0514096-6   | #                       | COVER ASSY-SEAT BACK RH                | FABRIC         |   |   |   | 1              | X              |
| -34                  | 0500210-153 |                         | CUSHION ASSEMBLY-SEAT BACK-LH          |                |   |   |   | 1              | Y              |
|                      | 0500210-152 |                         | CUSHION ASSEMBLY-SEAT BACK-RH          |                |   |   |   | 1              | Y              |
|                      | 0514096-9   |                         | CUSHION ASSEMBLY-SEAT BACK LH          |                |   |   |   | 1              | X              |
|                      | 0514096-10  |                         | CUSHION ASSEMBLY-SEAT BACK RH          |                |   |   |   | 1              | X              |
| -35                  | 1414215-7   | □                       | TRIM ASSEMBLY-SEAT BACK LH             |                |   |   |   | 1              | O              |
|                      | 0514057-1   | □                       | TRIM ASSEMBLY-SEAT BACK LH             |                |   |   |   | 1              | N              |
| -36                  | 1414215-8   | □                       | TRIM ASSEMBLY-SEAT BACK RH             |                |   |   |   | 1              | O              |
|                      | 0514057-2   | □                       | TRIM ASSEMBLY-SEAT BACK RH             |                |   |   |   | 1              | N              |
|                      |             |                         | ATTACHING PARTS                        |                |   |   |   |                |                |
|                      | S1021A6-6   |                         | SCREW                                  |                |   |   |   | 8              |                |
|                      |             |                         | ----                                   |                |   |   |   |                |                |
| -37                  | 1414230-2   |                         | CAM-SEAT BACK RECLINE                  |                |   |   |   | 2              |                |
| -38                  | 1414252-1   | #                       | HEADREST ASSEMBLY-SEAT BACK            |                |   |   |   | 2              | J              |
|                      | 1714040-1   | #                       | HEADREST ASSEMBLY-SEAT BACK            | 172 ONLY       |   |   |   | 2              | L              |
|                      | 1714040-5   | #                       | HEADREST ASSEMBLY-SEAT BACK            | SKYHAWK & F172 |   |   |   | 1              | L              |
| -39                  | 1414252-6   | #                       | COVER-HEADREST                         |                |   |   |   | 1              | J              |
|                      | 1714040-2   | #                       | COVER ASSEMBLY-HEADREST                | 172 ONLY       |   |   |   | 1              | L              |
|                      | 1714040-6   | #                       | COVER ASSEMBLY-HEADREST                | SKYHAWK & F172 |   |   |   | 1              | L              |
| -40                  | 0514048-1   | #                       | HEADREST ASSEMBLY                      |                |   |   |   | 2              | N              |
| -41                  | 0514048-9   | #                       | COVER ASSEMBLY-HEADREST                |                |   |   |   | 1              | N              |

NOTE. #THIS PART NUMBER MUST HAVE A SECOND DASH NUMBER ADDED TO DENOTE COLOR. REFER TO HOW TO ORDER UPHOLSTERED PARTS-PAGE XVIII.

CONTINUED ON NEXT PAGE



| FIGURE AND INDEX NO. | PART NUMBER | DESCRIPTION   | UNITS PER ASSY | USABLE ON CODE |
|----------------------|-------------|---|----------------|----------------|
| 95 -                 |             | <p style="text-align: center;"><b>1 2 3 4 5 6 7</b></p> <p>NOTE. THIS PART NUMBER MUST HAVE A SECOND DASH ADDED TO DENOTE COLOR. REFER TO HOW TO ORDER INTERIOR PARTS--PAGE XIX.</p> <p>A---172 SERIAL 17249545 THRU 17251822<br/> F172 SERIAL F172-0001 THRU F172-0085<br/> P172 SERIAL P17257120 THRU P17257188<br/> FP172 SERIAL FP172-0001 THRU FP172-0003</p> <p>B---172 SERIAL 17251823 THRU 17253392<br/> F172 SERIAL F172-0086 THRU F172-0179</p> <p>C---172 SERIAL 17253393 THRU 17254892<br/> F172 SERIAL F172-0180 THRU F172-0251</p> <p>D---172 SERIAL 17254892 THRU F172-0319</p> <p>E---172 SERIAL 17249545 THRU 17254892<br/> F172 SERIAL F172-0001 THRU F172-0319<br/> P172 SERIAL P17257120 THRU P17257188<br/> FP172 SERIAL FP172-0001 THRU FP172-0003</p> <p>F---172 SERIAL 17254893 THRU 17256512<br/> F172 SERIAL F172-0320 THRU F172-0431</p> <p>G---172 SERIAL 17254893 THRU 17256512</p> <p>H---172 SERIAL 17256513 THRU 17257161</p> <p>J---172 SERIAL 17249545 THRU 17256512<br/> F172 SERIAL F172-0001 THRU F172-0431,<br/> F172-0436 THRU F172-0442,<br/> F172-0444 THRU F172-0446<br/> P172 SERIAL P17257120 THRU P17257188<br/> FP172 SERIAL FP172-0001 THRU FP172-0003</p> <p>K---172 SERIAL F172-0320 THRU F172-0559</p> <p>L---172 SERIAL 17256513 THRU 17258486<br/> F172 SERIAL F172-0432 THRU F172-0435,<br/> F172-0443, F172-0447 THRU F172-0654</p> <p>M---172 SERIAL 17254893 THRU 17258486<br/> F172 SERIAL F172-0320 THRU F172-0654</p> <p>N---172 SERIAL 17258487 THRU 17263458<br/> F172 SERIAL F17200655 THRU F17201234</p> <p>O---172 SERIAL 17249545 THRU 17258486<br/> F172 SERIAL F172-0001 THRU F172-0654</p> <p>P---172 SERIAL 17258487 THRU 17259223<br/> F172 SERIAL F17200655 THRU F17200754</p> <p>R---172 SERIAL 17259224 THRU 17263458<br/> F172 SERIAL F17200755 THRU F17201234</p> <p>S---172 SERIAL 17257162 THRU 17258486<br/> F172 SERIAL F172-0560 THRU F172-0654</p> <p>T---172 SERIAL 17259224 THRU 17259903<br/> F172 SERIAL F17200755 THRU F17200804</p> <p>U---172 SERIAL 17259904 THRU 17260758<br/> F172 SERIAL F17200805 THRU F17200904</p> <p>V---172 SERIAL 17249545 THRU 17256512<br/> F172 SERIAL F172-0001 THRU F172-0431<br/> P172 SERIAL P17257120 THRU P17257188<br/> FP172 SERIAL FP172-0001 THRU FP172-0003</p> <p>W---172 SERIAL 17260759 THRU 17261898<br/> F172 SERIAL F17200905 THRU F17201034</p> <p>X---172 SERIAL 17261899 THRU 17263458<br/> F172 SERIAL F17201035 THRU F17201234</p> <p>Y---172 SERIAL 17249545 THRU 17261898<br/> F172 SERIAL F172-0001 THRU F17201034<br/> P172 SERIAL P17257120 THRU P17257188<br/> FP172 SERIAL FP172-0001 THRU FP172-0003</p> |                |                |



172 SERIAL 17256513 THRU 17263458

Figure 96. Rear Seat Installation - One Piece Reclining Back

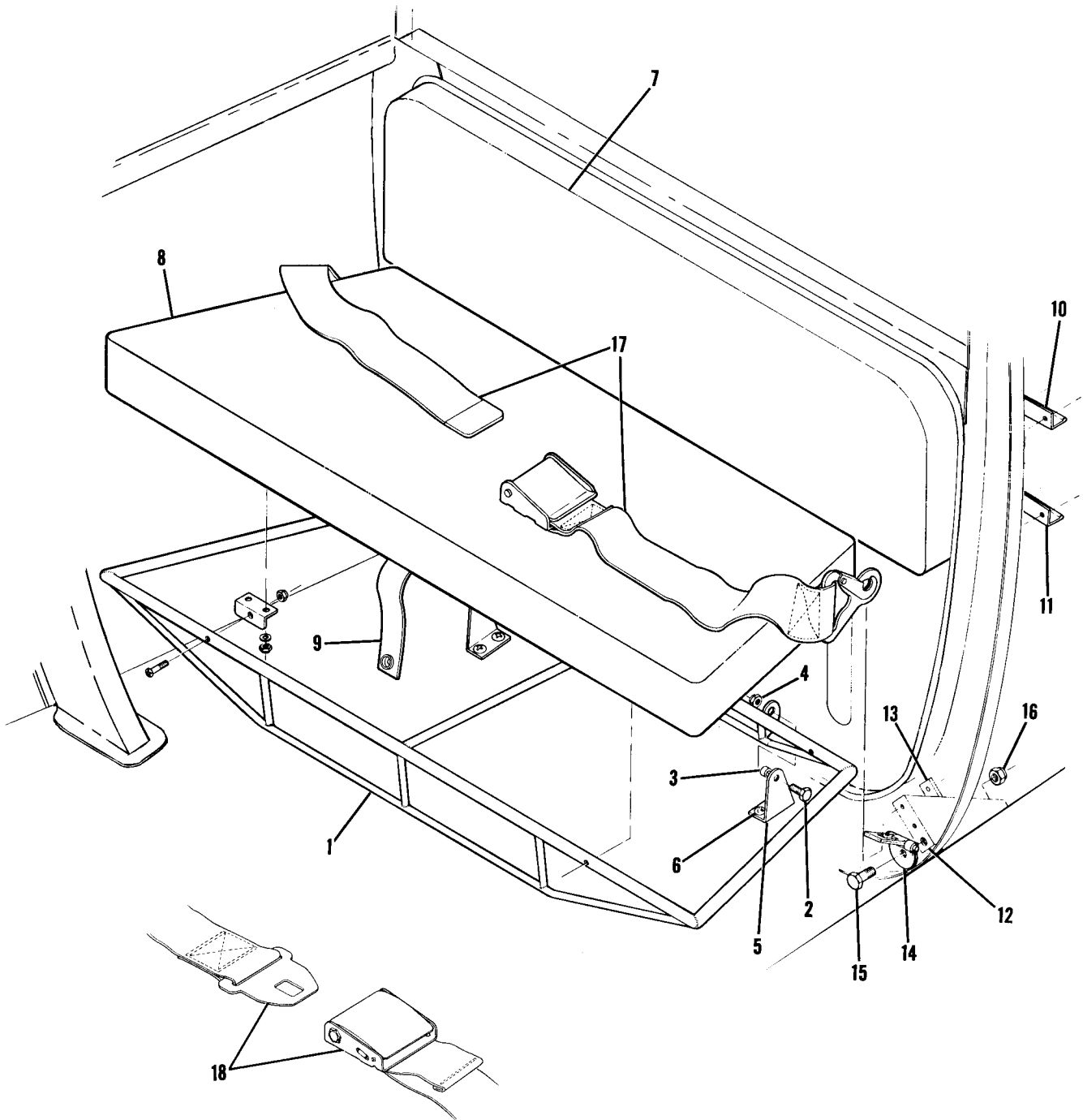
| FIGURE AND INDEX NO. | PART NUMBER    |   | DESCRIPTION   | UNITS PER ASSY | USABLE ON CODE |
|----------------------|----------------|---|---|----------------|----------------|
|                      |                |   | <b>1 2 3 4 5 6 7</b>                                  |                |                |
| 96 -                 |                |   | REAR SEAT INSTALLATION-ONE PIECE RECLINING BACK ----- | NP             | A              |
|                      | 0514010-1      | # | SEAT ASSEMBLY SKYHAWK ONLY -----                      | 1              | B              |
|                      | 0514010-2      | # | SEAT ASSEMBLY -----                                   | 1              | B              |
|                      | 0514010-15     | # | SEAT ASSEMBLY-REAR -----                              | 1              | D              |
|                      | 0514010-19     | # | SEAT ASSEMBLY-REAR -----                              | 1              | G              |
|                      | 0514081-1      | # | SEAT ASSEMBLY-REAR -----                              | 1              | J              |
|                      | 0514081-12     | # | SEAT ASSEMBLY-REAR -----                              | 1              | K              |
|                      | 0514095-1      | # | SEAT ASSEMBLY-REAR -----                              | 1              | L              |
|                      |                |   | ATTACHING PARTS                                       |                |                |
| - 1                  | AN4-7A         |   | BOLT FRONT ATTACH -----                               | 2              |                |
|                      | AN4-5A         |   | BOLT REAR ATTACH -----                                | 4              |                |
| - 2                  | AN960-416      |   | WASHER -----  | 6              |                |
|                      |                |   | -----*  |                |                |
| - 3                  | 0514010-202    | # | BACK ASSEMBLY-UPHOLSTERED SEAT SKYHAWK ONLY -----     | 1              | B              |
|                      | 0514010-203    | # | BACK ASSEMBLY-UPHOLSTERED SEAT -----                  | 1              | B              |
|                      | 0514010-204    | # | BACK ASSEMBLY-UPHOLSTERED SEAT -----                  | 1              | D              |
|                      | 0514010-206    | # | BACK ASSEMBLY-UPHOLSTERED SEAT -----                  | 1              | G              |
|                      |                |   | BACK ASSEMBLY-UPHOLSTERED -----                       | 1              | H              |
|                      |                |   | ATTACHING PARTS                                       |                |                |
| - 4                  | 1714002-1      |   | SPRING -----  | 2              |                |
| - 5                  | 1714001-20     |   | BUSHING -----   | 2              |                |
|                      | 1714001-22     |   | BUSHING -----   | 2              |                |
| - 6                  | AN24-18A       |   | BOLT -----  | 2              |                |
| - 7                  | S1914-11       |   | NUT -----   | 2              |                |
|                      |                |   | -----*  |                |                |
| - 8                  | 0514010-5      | # | COVER ASSEMBLY-SEAT BACK SKYHAWK ONLY -----           | 1              | E              |
|                      | 0514010-6      | # | COVER ASSEMBLY-SEAT BACK -----                        | 1              | B              |
|                      | 0514010-20     | # | COVER ASSEMBLY-SEAT BACK -----                        | 1              | G              |
|                      | 0514081-9      | # | COVER ASSEMBLY-SEAT BACK -----                        | 1              | J              |
|                      | 0514081-14     | # | COVER ASSEMBLY-SEAT BACK -----                        | 1              | K              |
|                      | 0514095-2      | # | COVER ASSEMBLY-SEAT BACK -----                        | 1              | L              |
| - 9                  | 0514010-12     |   | CUSHION-SEAT BACK -----                               | 1              | E              |
|                      | 0514010-13     |   | CUSHION-LH BACK SKYHAWK ONLY -----                    | 1              | E              |
|                      | 0514010-14     |   | CUSHION-RH BACK SKYHAWK ONLY -----                    | 1              | E              |
|                      | 0514010-22     |   | CUSHION ASSEMBLY-SEAT BACK -----                      | 2              | G              |
|                      | 0514010-12     |   | CUSHION-SEAT BACK -----                               | 1              | M              |
|                      | 0514095-3      |   | CUSHION-SEAT BACK -----                               | 1              | L              |
| -10                  | 0514011-1      | □ | TRIM ASSEMBLY SKYHAWK ONLY -----                      | 1              | B              |
|                      | 0514056-1      | □ | TRIM ASSEMBLY -----                                   | 1              | C              |
|                      |                |   | ATTACHING PARTS                                       |                |                |
| -11                  | S1021A4-10     |   | SCREW -----   | AR             | B              |
|                      | S1021A4-6      |   | SCREW -----   | 14             | C              |
|                      |                |   | -----*  |                |                |
| -12                  | 0514010-200    | # | BOTTOM ASSEMBLY-UPHOLSTERED SEAT SKYHAWK ONLY -----   | 1              | B              |
|                      | 0514010-201    | # | BOTTOM ASSEMBLY-UPHOLSTERED SEAT -----                | 1              | B              |
|                      | 0514010-205    | # | BOTTOM ASSEMBLY-UPHOLSTERED SEAT -----                | 1              | D              |
|                      | 0514010-207    | # | BOTTOM ASSEMBLY-UPHOLSTERED SEAT -----                | 1              | G              |
|                      |                |   | BOTTOM ASSEMBLY-UPHOLSTERED SEAT -----                | NP             | H              |
| -13                  | 0514010-3      | # | COVER ASSEMBLY-SEAT BOTTOM SKYHAWK ONLY -----         | 1              | E              |
|                      | 0514010-4      | # | COVER ASSEMBLY-SEAT BOTTOM -----                      | 1              | B              |
|                      | 0514010-21     | # | COVER ASSEMBLY-BOTTOM CUSHION -----                   | 1              | G              |
|                      | 0514081-6      | # | COVER ASSEMBLY-SEAT BOTTOM -----                      | 1              | J              |
|                      | 0514081-13     | # | COVER ASSEMBLY-SEAT BOTTOM -----                      | 1              | K              |
|                      | 0514095-4      | # | COVER ASSEMBLY-SEAT BOTTOM -----                      | 1              | L              |
| -14                  | 0514010-9      |   | CUSHION-SEAT BOTTOM -----                             | 1              | E              |
|                      | 0514010-10     |   | CUSHION-RH SEAT BOTTOM SKYHAWK ONLY -----             | 1              | E              |
|                      | 0514010-11     |   | CUSHION-LH SEAT BOTTOM SKYHAWK ONLY -----             | 1              | B              |
|                      | 0514010-23     |   | CUSHION-BOTTOM -----                                  | 2              | F              |
| -14A                 | 0514044-1      |   | RETAINER -----  | 1              | C              |
|                      |                |   | ATTACHING PARTS                                       |                |                |
|                      | S1021Z6-4      |   | SCREW -----   | 6              |                |
|                      |                |   | -----*  |                |                |
| -15                  | 1714005-1      |   | KNOB-SEAT ADJUSTMENT -----                            | 1              |                |
|                      |                |   | ATTACHING PARTS                                       |                |                |
|                      | NAS561P3-6     |   | PIN -----   | 1              |                |
|                      |                |   | -----*  |                |                |
| -16                  | 1714033-1      |   | BELLCRANK -----                                       | 1              |                |
|                      |                |   | ATTACHING PARTS                                       |                |                |
| -17                  | AN24-31A       |   | BOLT -----  | 1              |                |
| -18                  | 1714036-1      |   | BUSHING -----   | 1              |                |
| -19                  | S1450-4-10-032 |   | WASHER -----  | 1              |                |
| -20                  | MS21042L4      |   | NUT -----   | 1              |                |
|                      |                |   | -----*  |                |                |

CONTINUED ON NEXT PAGE

| FIGURE AND INDEX NO.   | PART NUMBER | DESCRIPTION |   |   |   |   |   |   | UNITS PER ASSY | USABLE ON CODE |
|--|-------------|-------------|---|---|---|---|---|---|----------------|----------------|
|  |             | 1           | 2 | 3 | 4 | 5 | 6 | 7 |                |                |
| 96 -21   | 1714095-1   |             |   |   |   |   |   |   | 1              |                |
| -22  | MS20392-1C7 |             |   |   |   |   |   |   | 2              |                |
| -23  | AN960-4L    |             |   |   |   |   |   |   | 2              |                |
| -24  | MS24665-132 |             |   |   |   |   |   |   | 2              |                |
| -25  | 1714001-19  |             |   |   |   |   |   |   | 2              |                |
| -26  | NAS561P3-8  |             |   |   |   |   |   |   | 1              |                |
| -27  | 1414107-1   |             |   |   |   |   |   |   | 2              |                |
| -28  | 0514007-11  |             |   |   |   |   |   |   | 1              |                |
| -29  | 1714040-1   | #           |   |   |   |   |   |   | 2              | B              |
|  | 1714040-5   | #           |   |   |   |   |   |   | 2              | B              |
| -30  | 1714040-2   | #           |   |   |   |   |   |   | 1              | B              |
|  | 1714040-6   | #           |   |   |   |   |   |   | 1              | B              |
| -31  | 0514048-1   | #           |   |   |   |   |   |   | 1              | C              |
| -32  | 0514048-9   | #           |   |   |   |   |   |   | 1              | C              |
|  | SEE FIG 95  |             |   |   |   |   |   |   | 2              | E              |
|  | SEE FIG 108 |             |   |   |   |   |   |   | 2              | F              |
| <p>NOTE. □THIS PART MUST HAVE A SECOND DASH NUMBER ADDED TO DENOTE COLOR. REFER TO HOW TO ORDER INTERIOR PARTS-PAGE XIX.</p> <p>NOTE. #THIS PART MUST HAVE A SECOND DASH NUMBER ADDED TO DENOTE COLOR. REFER TO HOW TO ORDER UPHOLSTERED PARTS-PAGE XVIII.</p> <p>A---172 SERIAL 17256513 THRU 17263458<br/>                     B---172 SERIAL 17256513 THRU 17258486<br/>                     C---172 SERIAL 17258487 THRU 17263458<br/>                     D---172 SERIAL 17258487 THRU 17259223<br/>                     E---172 SERIAL 17256513 THRU 17259223<br/>                     F---172 SERIAL 17259224 THRU 17263458<br/>                     G---172 SERIAL 17259224 THRU 17259903<br/>                     H---172 SERIAL 17259904 THRU 17263458<br/>                     J---172 SERIAL 17259904 THRU 17260758<br/>                     K---172 SERIAL 17260759 THRU 17261898<br/>                     L---172 SERIAL 17261899 THRU 17263458<br/>                     M---172 SERIAL 17259904 THRU 17261898</p> |             |             |   |   |   |   |   |   |                |                |

This page intentionally left blank.

Seat (Cont)



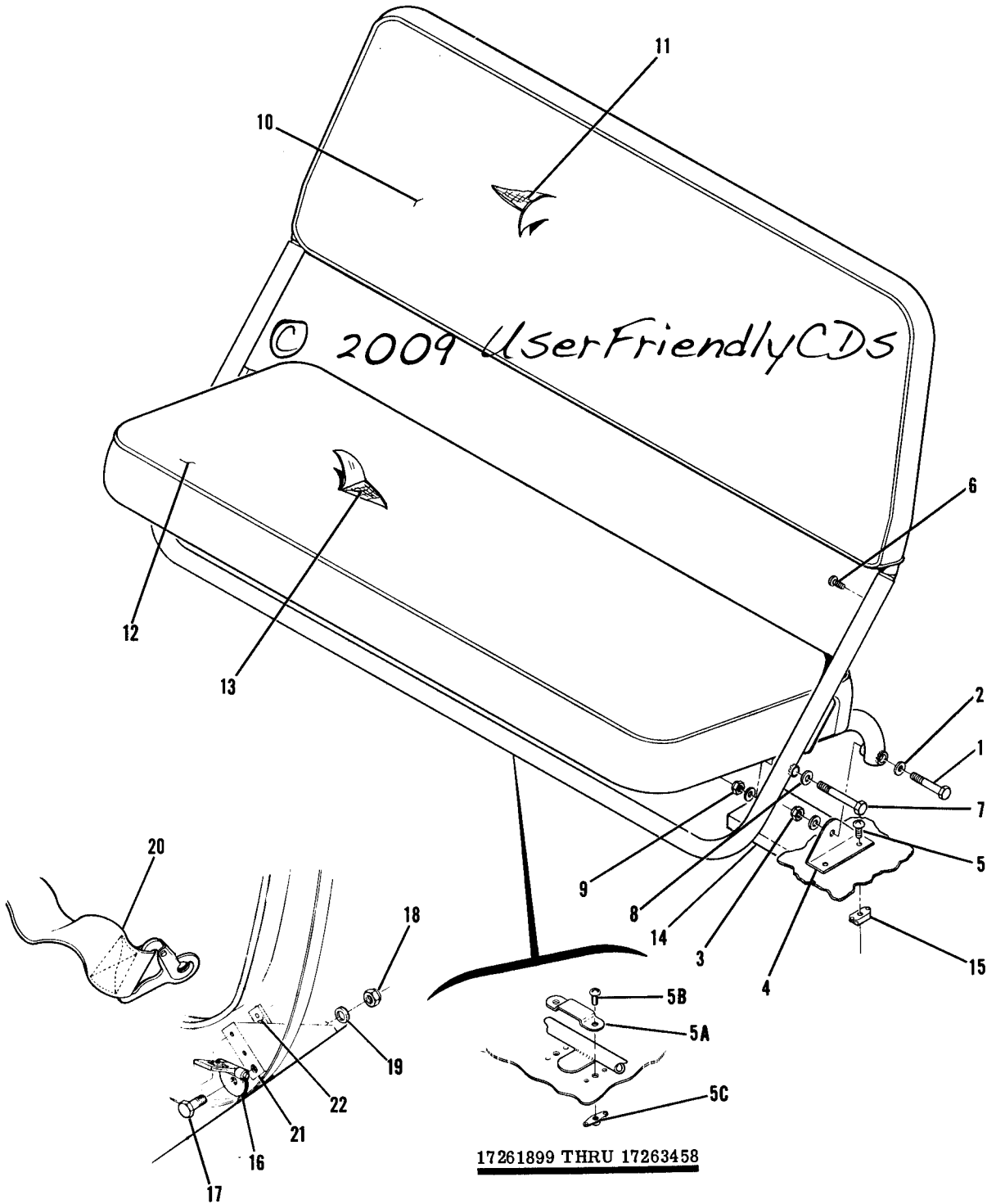
172 SERIAL 17249545 THRU 17258486  
P172 SERIAL P17257120 THRU P17257188

Figure 97. Auxiliary Seat Installation



| FIGURE AND INDEX NO. | PART NUMBER | DESCRIPTION  | UNITS PER ASSY | USABLE ON CODE |
|----------------------|-------------|--|----------------|----------------|
|                      |             | <b>1 2 3 4 5 6 7</b>   |                |                |
| 97 -                 |             | AUXILIARY SEAT INSTALLATION -----  | NP             | K              |
| - 1                  | 0711097-2   | FRAME ASSEMBLY -----   | 1              | D              |
|                      | 0711097-2   | FRAME ASSEMBLY -----   | 1              | C              |
| - 2                  | AN3-4A      | BOLT -----   | 2              |                |
| - 3                  | NAS43HT3-6  | SPACER -----   | 2              |                |
| - 4                  | MS21042L4   | NUT -----  | 2              |                |
|                      |             | -----*   |                |                |
| - 5                  | 0711098-3   | HINGE-FLOOR FITTING LH -----   | 1              |                |
|                      | 0711098-4   | HINGE-FLOOR FITTING RH -----   | 1              |                |
|                      |             | ATTACHING PARTS  |                |                |
| - 6                  | AN515-8R8   | SCREW -----  | 2              |                |
|                      | MS21044N08  | NUT -----  | 2              |                |
|                      |             | -----*   |                |                |
| - 7                  | 0711080-1   | BACKREST ASSEMBLY -----  | 1              |                |
|                      | AN227-7     | SOCKET -----   | 5              |                |
|                      | AN227-6     | BUTTON -----   | 5              |                |
| - 8                  | 0711097-4   | CUSHION ASSEMBLY -----   | 1              | H              |
|                      | 0711097-25  | CUSHION ASSEMBLY -----   | 1              | J              |
|                      |             | ATTACHING PARTS  |                |                |
|                      | AN515-8R14  | SCREW -----  | 4              |                |
|                      | MS21044N08  | NUT -----  | 4              |                |
|                      |             | -----*   |                |                |
| - 9                  | 0711097-21  | STRAP ASSEMBLY -----   | 1              |                |
| -10                  | 0511491-3   | ANGLE ASSEMBLY -----   | 1              |                |
| -11                  | 0511491-4   | ANGLE ASSEMBLY -----   | 1              |                |
| -12                  | 0512169-1   | BRACKET LH -----   | 1              |                |
|                      | 0512169-2   | BRACKET RH -----   | 1              |                |
| -13                  | 0712009-2   | SPACER -----   | 2              |                |
| -14                  | 0711083-1   | LATCH ASSEMBLY -----   | 2              |                |
|                      |             | ATTACHING PARTS  |                |                |
| -15                  | AN4-6A      | BOLT -----   | 1              |                |
| -16                  | MS21042L4   | NUT -----  | 1              |                |
|                      | AN960-416   | WASHER -----   | 1              |                |
|                      |             | -----*   |                |                |
| -17                  | S1243-6     | BELT ASSEMBLY-SAFETY -----   | 1              | A              |
|                      | S1243-3     | BELT ASSEMBLY-SAFETY -----   | 1              | B              |
|                      | S1746C5     | BELT ASSEMBLY-SAFETY BLUE -----  | 1              | E              |
|                      | S1746D5     | BELT ASSEMBLY-SAFETY TAN -----   | 1              | E              |
|                      | S1746F5     | BELT ASSEMBLY-SAFETY OLIVE -----   | 1              | E              |
|                      | S1746H5     | BELT ASSEMBLY-SAFETY CORAL -----   | 1              | E              |
|                      | S1746J5     | BELT ASSEMBLY-SAFETY TAN -----   | 1              | G              |
|                      | S1746K5     | BELT ASSEMBLY-SAFETY RED -----   | 1              | G              |
|                      | S1746M5     | BELT ASSEMBLY-SAFETY AVOCADD -----   | 1              | G              |
|                      | S1746M5     | BELT ASSEMBLY-SAFETY BLUE -----  | 1              | G              |
| -18                  | S1540-2     | BELT ASSEMBLY-SAFETY BLACK -----   | 1              | F              |
|                      |             |  |                |                |
|                      |             | NOTE. #THIS PART NUMBER MUST HAVE A SECOND DASH NUMBER ADDED TO DENOTE COLOR. REFER TO HOW TO ORDER UPHOLSTERED PARTS-PAGE XVIII.                                |                |                |
|                      |             | NOTE. □THIS PART NUMBER MUST HAVE A SECOND DASH NUMBER ADDED TO DENOTE COLOR. REFER TO HOW TO ORDER INTERIOR PARTS-PAGE XIX.                                     |                |                |
|                      |             | A---172 SERIAL 17249545 THRU 17251822<br>P172 SERIAL P17257120 THRU P17257188<br>F172 SERIAL F172-0001 THRU F172-0085<br>FP172 SERIAL FP172-0001 THRU FP172-0003 |                |                |
|                      |             | B---172 SERIAL 17251823 THRU 17253393<br>F172 SERIAL F172-0086 THRU F172-0179  |                |                |
|                      |             | C---172 SERIAL 17253393 THRU 17258486<br>F172 SERIAL F172-0180 THRU F172-0654  |                |                |
|                      |             | D---172 SERIAL 17249545 THRU 17253392<br>F172 SERIAL F172-0001 THRU F172-0179<br>P172 SERIAL P17257120 THRU P17257188<br>FP172 SERIAL FP172-0001 THRU FP172-0003 |                |                |
|                      |             | E---172 SERIAL 17253393 THRU 17254892<br>F172 SERIAL F172-0180 THRU F172-0251  |                |                |
|                      |             | F---F172 SERIAL F172-0252 THRU F172-0654   |                |                |
|                      |             | G---172 SERIAL 17254893 THRU 17258486  |                |                |
|                      |             | H---172 SERIAL 17249545 THRU 17257161<br>F172 SERIAL F172-0001 THRU F172-0559  |                |                |
|                      |             | J---172 SERIAL 17257162 THRU 17258486<br>F172 SERIAL F172-0560 THRU F172-0679  |                |                |
|                      |             | K---172 SERIAL 17249545 THRU 17258486<br>F172 SERIAL F172-0001 THRU F172-0654<br>P172 SERIAL P17257120 THRU P17257188<br>FP172 SERIAL FP172-0001 THRU FP172-0003 |                |                |

Seat (Cont)



**172 SERIAL 17258487 THRU 17263458**  
**F172 SERIAL F17200655 THRU F17201234**

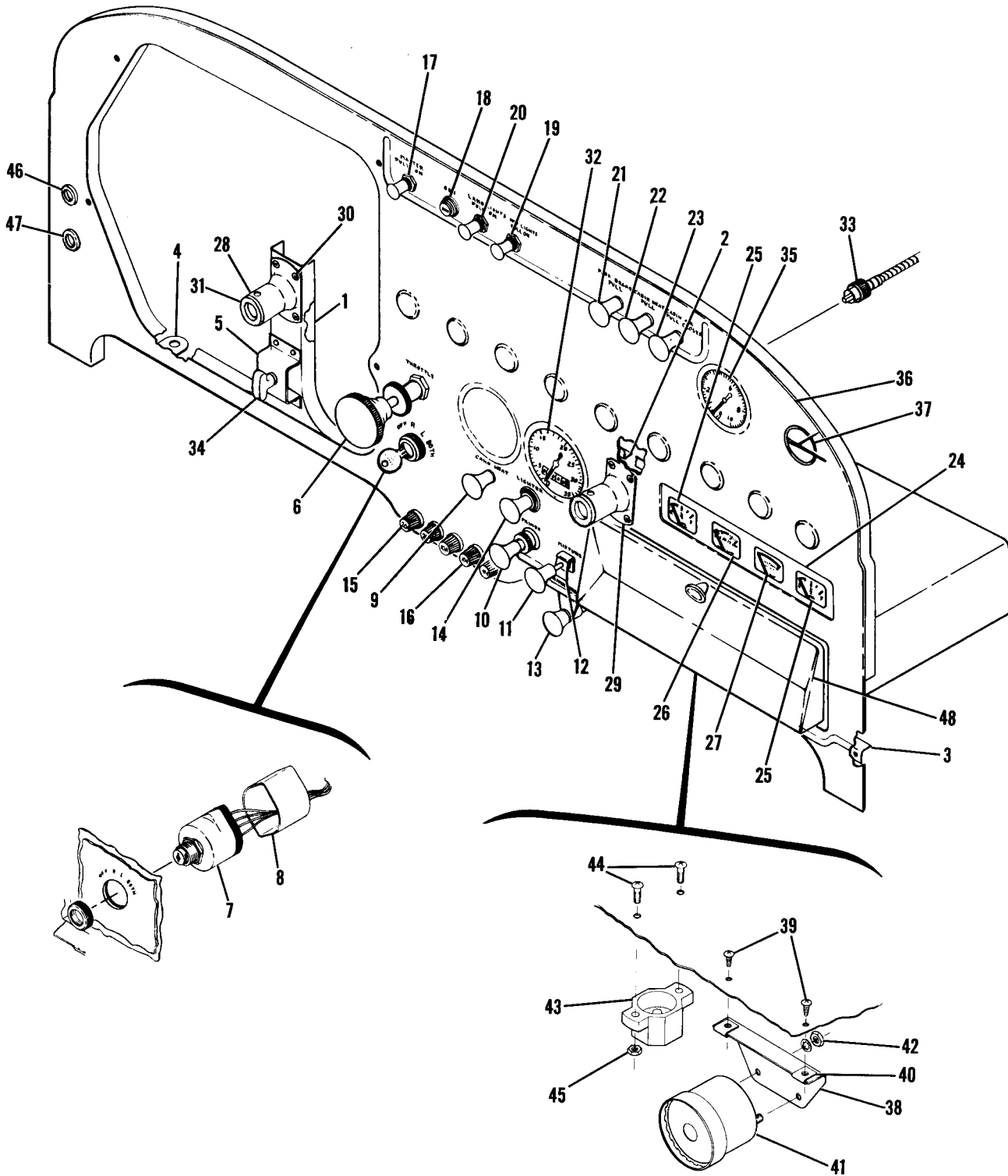
Figure 98. Auxiliary Seat Installation





| FIGURE AND INDEX NO.   | PART NUMBER |   | DESCRIPTION                            |   |   |   |   |   |   | UNITS PER ASSY | USABLE ON CODE |
|--|-------------|---|--|---|---|---|---|---|---|----------------|----------------|
|  |             |   | 1                                      | 2 | 3 | 4 | 5 | 6 | 7 |                |                |
| 98 -   |             |   | AUXILIARY SEAT INSTALLATION -----      |   |   |   |   |   |   | NP             | A              |
|  | 0515002-1   | # | SEAT ASSEMBLY-AUXILIARY -----          |   |   |   |   |   |   | 1              | F              |
|  | 0714005-2   | # | SEAT ASSEMBLY-AUXILIARY -----          |   |   |   |   |   |   | 1              | H              |
|  | 0714005-1   | # | SEAT ASSEMBLY-AUXILIARY -----          |   |   |   |   |   |   | 1              | J              |
|  |             |   | ATTACHING PARTS                        |   |   |   |   |   |   |                |                |
| - 1  | AN4-13A     |   | BOLT -----                             |   |   |   |   |   |   | 2              |                |
| - 2  | AN960-416   |   | WASHER -----                           |   |   |   |   |   |   | 4              |                |
| - 3  | MS21042L4   |   | NUT -----                              |   |   |   |   |   |   | 2              |                |
| - 4  | 0514042-1   |   | BRACKET-SEAT MOUNT -----               |   |   |   |   |   |   | 2              |                |
| - 5  | AN515-8R8   |   | SCREW -----                            |   |   |   |   |   |   | 4              |                |
| - 5A   | 0715026-1   |   | RETAINER -----                         |   |   |   |   |   |   | 2              | J              |
| - 5B   | AN515-8R8   |   | SCREW -----                            |   |   |   |   |   |   | 4              | J              |
| - 5C   | NAS686A08   |   | NUTPLATE -----                         |   |   |   |   |   |   | 4              | J              |
|  |             |   | ---*---                                |   |   |   |   |   |   |                |                |
| - 6  | S102128-6   |   | SCREW -----                            |   |   |   |   |   |   | 2              |                |
| - 7  | AN4-17A     |   | BOLT -----                             |   |   |   |   |   |   | 2              |                |
| - 8  | AN960-416   |   | WASHER -----                           |   |   |   |   |   |   | 4              |                |
| - 9  | MS21042L4   |   | NUT -----                              |   |   |   |   |   |   | 2              |                |
| -10  | 0515002-4   | # | COVER ASSEMBLY-SEAT BACK -----         |   |   |   |   |   |   | 1              | F              |
|  | 0714005-3   | # | COVER ASSEMBLY-SEAT BACK -----         |   |   |   |   |   |   | 1              | G              |
| -11  | 0515002-9   |   | CUSHION-SEAT BACK -----                |   |   |   |   |   |   | 1              |                |
| -12  | 0515002-6   | # | COVER ASSEMBLY-SEAT BOTTOM -----       |   |   |   |   |   |   | 1              | F              |
|  | 0714005-4   | # | COVER ASSEMBLY-SEAT BOTTOM -----       |   |   |   |   |   |   | 1              | G              |
| -13  | 0515002-10  |   | CUSHION-SEAT BOTTOM -----              |   |   |   |   |   |   | 1              |                |
| -14  | 0513065-1   |   | REINFORCEMENT ASSEMBLY -----           |   |   |   |   |   |   | 2              | B              |
|  | 0513065-2   |   | REINFORCEMENT ASSEMBLY -----           |   |   |   |   |   |   | 2              | B              |
|  | 0513065-5   |   | REINFORCEMENT ASSEMBLY -----           |   |   |   |   |   |   | 2              | C              |
|  | 0513065-6   |   | REINFORCEMENT ASSEMBLY -----           |   |   |   |   |   |   | 2              | C              |
| -15  | NAS686A08   |   | NUTPLATE -----                         |   |   |   |   |   |   | 2              |                |
| -16  | 0711083-1   |   | LATCH ASSEMBLY -----                   |   |   |   |   |   |   | 2              |                |
|  |             |   | ATTACHING PARTS                        |   |   |   |   |   |   |                |                |
| -17  | AN4-6A      |   | BOLT -----                             |   |   |   |   |   |   | 1              |                |
| -18  | MS21042L4   |   | NUT -----                              |   |   |   |   |   |   | 1              |                |
| -19  | AN960-416   |   | WASHER -----                           |   |   |   |   |   |   | 1              |                |
|  |             |   | ---*---                                |   |   |   |   |   |   |                |                |
| -20  | S1746W5     |   | BELT ASSEMBLY-SAFETY CLOVE BROWN ----- |   |   |   |   |   |   | 1              |                |
|  | S1746Y5     |   | BELT ASSEMBLY-SAFETY BLJE -----        |   |   |   |   |   |   | 1              | D              |
|  | S1746T5     |   | BELT ASSEMBLY-SAFETY MARIGOLD -----    |   |   |   |   |   |   | 1              | D              |
|  | S1746V5     |   | BELT ASSEMBLY-SAFETY LIGHT OLIVE ----- |   |   |   |   |   |   | 1              | D              |
|  | S1746H5     |   | BELT ASSEMBLY-SAFETY BLUE -----        |   |   |   |   |   |   | 1              | E              |
|  | S1746G5     |   | BELT ASSEMBLY-SAFETY GREEN -----       |   |   |   |   |   |   | 1              | E              |
|  | S1746F5     |   | BELT ASSEMBLY-SAFETY RED -----         |   |   |   |   |   |   | 1              | E              |
|  | S1746B5     |   | BELT ASSEMBLY-SAFETY BLACK -----       |   |   |   |   |   |   | 1              | E              |
| -21  | 0512169-1   |   | BRACKET-LH -----                       |   |   |   |   |   |   | 1              |                |
|  | 0512169-2   |   | BRACKET-RH -----                       |   |   |   |   |   |   | 1              |                |
| -22  | 0712009-2   |   | SPACER -----                           |   |   |   |   |   |   | 2              |                |
| <p>NOTE. #THIS PART NUMBER MUST HAVE A SECOND DASH ADDED TO DENOTE COLOR. REFER TO HOW TO ORDER UPHOLSTERED PARTS-PAGE XVIII.</p> <p>A---172 SERIAL 17258487 THRU 17263458<br/> F172 SERIAL F17200655 THRU F17201234</p> <p>B---172 SERIAL 17258487 THRU 17259214<br/> F172 SERIAL F17200655 THRU F17200719</p> <p>C---172 SERIAL 17259215 THRU 17263458<br/> F172 SERIAL F17200720 THRU F17201234</p> <p>D---172 SERIAL 17258487 THRU 17259223<br/> F172 SERIAL F17200655 THRU F17200754</p> <p>E---172 SERIAL 17259224 THRU 17201234<br/> F172 SERIAL F17200755 THRU F17201234</p> <p>F---172 SERIAL 17258487 THRU 17259903<br/> F172 SERIAL F17200655 THRU F17200804</p> <p>G---172 SERIAL 17259904 THRU 17263458<br/> F172 SERIAL F17200805 THRU F17201234</p> <p>H---172 SERIAL 17259904 THRU 17261898<br/> F172 SERIAL F17200805 THRU F17201034</p> <p>J---172 SERIAL 17261899 THRU 17263458<br/> F172 SERIAL F17201035 THRU F17201234</p> |             |   |  |   |   |   |   |   |   |                |                |

Instruments



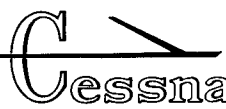
172 SERIAL 17249545 THRU 17250572

Figure 99. Stationary Instrument Panel Equipment Installation

| FIGURE AND INDEX NO. | PART NUMBER  | DESCRIPTION   | UNITS PER ASSY | USABLE ON CODE |
|----------------------|--------------|---|----------------|----------------|
|                      |              | <b>1 2 3 4 5 6 7</b>                                      |                |                |
| 99 -                 |              | STATIONARY INSTRUMENT PANEL EQUIPMENT INSTALLATION -----  | NP             | A              |
|                      |              | PANEL ASSEMBLY-STATIONARY -----                           | 1              |                |
| - 1                  | 0513133-82   | STIFFENER -----   | 1              |                |
| - 2                  | 0513133-20   | STIFFENER-UPPER -----                                     | 1              |                |
| - 3                  | 0513133-4    | STIFFENER-LOWER -----                                     | 1              |                |
| - 4                  | 0513133-5    | PLATE-MOUNTING -----                                      | 1              |                |
| - 5                  | 0513136-9    | BRACKET-STARTER CONTROL -----                             | 1              |                |
| - 6                  | 0513133-23   | CONTROL-THROTTLE -----                                    | 1              |                |
| - 7                  | S1222-2      | SWITCH-IGNITION WHEN EXHAUSTED USE C292501-0203 -----     | 1              | B              |
|                      | C292501-0203 | KIT-IGNITION SWITCH -----                                 | 1              | B              |
| - 8                  | 0311777      | SHIELD ASSEMBLY-SWITCH -----                              | 1              | B              |
|                      | 0713129-4    | KIT-IGNITION SWITCH WHEN EXHAUSTED USE C292501-0102 ----- | 1              | C              |
|                      | C292501-0102 | KIT-IGNITION SWITCH -----                                 | 1              | C              |
|                      | 0713221-1    | COVER ASSEMBLY-SWITCH -----                               | 1              | C              |
| - 9                  | S1224-1      | CONTROL-CARBURETOR HEAT -----                             | 1              |                |
| -10                  | 0311538-10   | PRIMER ASSEMBLY WHEN EXHAUSTED USE 0311538-12 -----       | 1              |                |
|                      | 0311538-12   | PRIMER ASSEMBLY -----                                     | 1              |                |
|                      | S1240-5      | KNOB-PRIMER -----   | 1              |                |
| -11                  | S1231-2      | CONTROL-MIXTURE -----                                     | 1              |                |
| -12                  | 0513173-1    | CONTROL LUCK -----  | 1              |                |
| -13                  | S1239-14     | CONTROL-STRAINER DRAIN -----                              | 1              |                |
|                      | 0756001-4    | SUPPORT-STRAINER DRAIN CONTROL -----                      | 1              |                |
| -14                  | 0513039-7    | LIGHTER ASSEMBLY-CIGAR CUND -----                         | 1              |                |
|                      | L4858-1      | PLUG-HEATING CUND -----                                   | 1              |                |
|                      | S1240-6      | KNOB ASSEMBLY-LIGHTER -----                               | 1              |                |
| -15                  | S1090-5      | FUSEHOLDER -----  | 2              |                |
|                      | S1091-20     | FUSE -----  | 2              |                |
| -16                  | S1090-3      | FUSEHOLDER -----  | 3              |                |
|                      | S1091-16     | FUSE -----  | 3              |                |
| -17                  | 0713026-5    | SWITCH-MASTER -----                                       | 1              |                |
|                      | S1416-1      | KNOB-MASTER SWITCH -----                                  | 1              |                |
| -18                  | 0513051-8    | INDICATOR LIGHT-GENERATOR -----                           | 1              |                |
| -19                  | 0713026-4    | SWITCH-NAVIGATION LIGHT -----                             | 1              |                |
|                      | 0713303-2    | KNOB-NAVIGATION LIGHT SWITCH -----                        | 1              |                |
| -20                  | 0713035      | SWITCH-LANDING LIGHT -----                                | 1              |                |
|                      | 0713303-2    | KNOB-LANDING LIGHT SWITCH -----                           | 1              |                |
| -21                  | S1239-1      | CONTROL-PARKING BRAKE -----                               | 1              |                |
| -22                  | S1239-7      | CONTROL-CABIN HEAT -----                                  | 1              |                |
| -23                  | S1239-7      | CONTROL-CABIN AIR -----                                   | 1              |                |
| -24                  | 0513144-13   | PANEL ASSEMBLY -----                                      | 1              |                |
|                      | 0513144-15   | PANEL ASSEMBLY USE WITH OIL COOLER ONLY -----             | 1              |                |
|                      |              | ATTACHING PARTS   |                |                |
|                      | AN51586R10   | SCREW -----   | 2              |                |
|                      | AN34086      | NUT -----   | 2              |                |
|                      | AN936A6B     | WASHER -----  | 2              |                |
|                      |              | -----*  |                |                |
| -25                  | 0513144-14   | GAGE-FUEL -----   | 2              |                |
| -26                  | 0513144-8    | GAGE-OIL PRESSURE DIRECT PRESSURE -----                   | 1              |                |
| -27                  | 0513144-7    | GAGE-OIL TEMPERATURE -----                                | 1              |                |
|                      | 0513144-2    | GAGE-OIL TEMPERATURE USE WITH OIL COOLER ONLY -----       | 1              |                |
|                      | 0500118-97   | LINE-OIL PRESSURE GAGE TO FIREWALL -----                  | 1              |                |
| -28                  | 0513311-1    | SUPPORT ASSEMBLY-CONTROL TUBE LH -----                    | 1              |                |
| -29                  | 0513311-2    | SUPPORT ASSEMBLY-CONTROL TUBE RH -----                    | 1              |                |
|                      |              | ATTACHING PARTS   |                |                |
| -30                  | AN515-6R8    | SCREW -----   | 4              |                |
|                      | MS21044N06   | NUT -----   | 4              |                |
|                      |              | -----*  |                |                |
| -31                  | 0513056-3    | GROMMET -----   | 2              |                |
| -32                  | S1305N6      | TACHOMETER-RECORDING -----                                | 1              |                |
|                      |              | ATTACHING PARTS   |                |                |
|                      | AN51586R12   | SCREW -----   | 4              |                |
|                      | AN34086      | NUT -----   | 4              |                |
|                      | AN936A6B     | WASHER -----  | 8              |                |
|                      |              | -----*  |                |                |
| -33                  | S1363-2      | SHAFT-TACHOMETER DRIVE -----                              | 1              |                |
| -34                  | 0513187-3    | CONTROL-STARTER REF 0513187-1 -----                       | 1              | B              |

CONTINUED ON NEXT PAGE

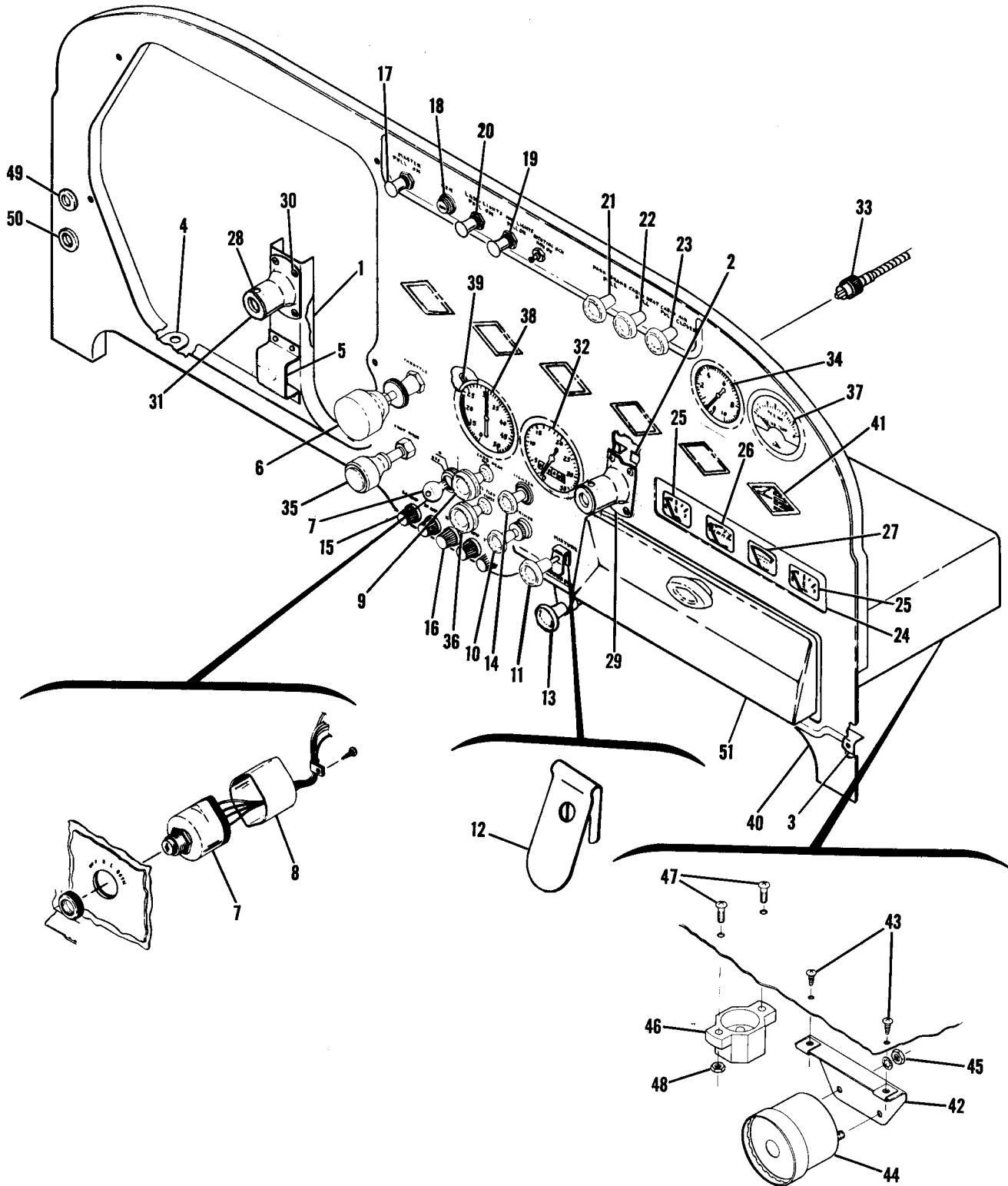
| FIGURE AND INDEX NO.  | PART NUMBER                      | DESCRIPTION   | UNITS PER ASSY | USABLE ON CODE |
|---|----------------------------------|---|----------------|----------------|
|   |                                  |   |                |                |
| 99 -35  | S1414N1<br>C668540-0101          | SUCTION GAGE REMANUFACTURED WEU C668540-0101 -----<br>SUCTION GAGE -----<br>ATTACHING PARTS -----       | 1<br>1         |                |
|   | AN936A68<br>AN340B6              | WASHER -----<br>NUT -----<br>-----*   | 4<br>4         |                |
| -36   | 0513133-87-418<br>0513133-86-418 | PANEL ASSEMBLY-STATIONARY COVER -----<br>PANEL ASSEMBLY-STATIONARY COVER -----<br>ATTACHING PARTS ----- | 1<br>1         | B<br>C         |
|   | 9960BK2215                       | STUD UC -----<br>-----*   | 4              |                |
| -37   | 0500052-1                        | EMBLEM -----  | 1              |                |
| -38   | 0713738-3                        | BRACKET-STALL WARNING HORN -----<br>ATTACHING PARTS -----   | 1              |                |
| -39   | S102128-6                        | SCREW -----<br>-----*   | 2              |                |
| -40   | NAS395-12-3                      | NUT -----   | 2              |                |
| -41   | S1407-6                          | HORN ASSEMBLY-STALL WARNING -----   | 1              |                |
| -42   | AN340B6                          | NUT -----   | 4              |                |
|   | AN936A6                          | WASHER -----  | 2              |                |
| -43   | CA-2                             | CIRCUIT BREAKER SPT -----<br>ATTACHING PARTS -----  | 1              |                |
| -44   | AN515B6R10                       | SCREW -----   | 2              |                |
| -45   | MS20365B632C                     | NUT -----<br>-----*   | 2              |                |
| -46   | MS35489-11                       | GROMMET -----   | 1              |                |
| -47   | MS35489-19                       | GROMMET -----   | 1              |                |
| -48   | SEE FIG 107                      | MAP COMPARTMENT INSTALLATION -----  | 1              |                |
| <p>NOTE. *THIS KIT ALSO INCLUDES TWO DOOR LOCKS &amp; KEYS</p> <p>A---172 SERIAL 17249545 THRU 17250572<br/>172 SKYHAWK SERIAL 17249545 THRU 17250572<br/>F172 SERIAL F172-0001 THRU F172-0018</p> <p>B---172 SERIAL 17249545 THRU 17250572</p> <p>C---172 SKYHAWK SERIAL 17249545 THRU 17250572<br/>F172 SERIAL F172-0001 THRU F172-0019</p> |                                  |   |                |                |



| FIGURE AND INDEX NO. | PART NUMBER  | DESCRIPTION   | UNITS PER ASSY | USABLE ON CODE |
|----------------------|--------------|---|----------------|----------------|
| 100 -                |              | STATIONARY INSTRUMENT PANEL EQUIPMENT INSTALLATION -----  | NP             | A              |
| - 1                  | 0513133-83   | PANEL ASSEMBLY-STATIONARY -----                           | 1              |                |
| - 2                  | 0513133-20   | STIFFENER -----   | 1              |                |
| - 3                  | 0513133-4    | STIFFENER-UPPER -----                                     | 1              |                |
| - 4                  | 0513133-5    | STIFFENER-LOWER -----                                     | 1              |                |
| - 4                  | 0513316-9    | PLATE-MOUNTING -----                                      | 1              |                |
| - 5                  | 0513133-23   | BRACKET -----   | 1              |                |
| - 6                  | S1222-4      | CONTROL-THROTTLE -----                                    | 1              |                |
| - 7                  | 0713129-4    | KIT-IGNITION SWITCH WHEN EXHAUSTED USE C292501-0102 ----- | 1              |                |
|                      | C292501-0102 | KIT-IGNITION SWITCH -----                                 | 1              |                |
| - 8                  | 0713221-1    | COVER ASSEMBLY-SWITCH -----                               | 1              |                |
| - 9                  | S1224-2      | CONTROL-CARBURETOR HEAT -----                             | 1              |                |
| -10                  | 0311538-10   | PRIMER ASSEMBLY WHEN EXHAUSTED USE 0311538-12 -----       | 1              |                |
|                      | 0311538-12   | PRIMER ASSEMBLY -----                                     | 1              |                |
|                      | S1240-5      | KNOB-PRIMER -----   | 1              |                |
| -11                  | S1231-3      | CONTROL-MIXTURE -----                                     | 1              |                |
| -12                  | 0513173-1    | CONTROL LOCK -----  | 1              |                |
| -13                  | S1239-14     | CONTROL-STRAINER DRAIN -----                              | 1              |                |
|                      | 0756001-4    | SUPPORT-STRAINER DRAIN CONTROL -----                      | 1              |                |
| -14                  | 0513039-7    | LIGHTER ASSEMBLY-CIGAR CUNO -----                         | 1              |                |
|                      | L4858-1      | PLUG-HEATING CUNO -----                                   | 1              |                |
|                      | S1240-6      | KNOB-LIGHTER -----  | 1              |                |
| -15                  | S1090-5      | FUSEHOLDER -----  | 2              |                |
|                      | S1090-20     | FUSE -----  | 2              |                |
| -16                  | S1090-3      | FUSEHOLDER -----  | 3              |                |
|                      | S1090-10     | FUSE -----  | 3              |                |
| -17                  | 0713026-5    | SWITCH-MASTER -----                                       | 1              |                |
|                      | S1416-1      | KNOB-MASTER SWITCH -----                                  | 1              |                |
| -18                  | 0513051-8    | INDICATOR LIGHT-GENERATOR -----                           | 1              |                |
| -19                  | 0713026-4    | SWITCH-NAVIGATION LIGHT -----                             | 1              |                |
|                      | 0713303-2    | KNOB-NAVIGATION LIGHT SWITCH -----                        | 1              |                |
| -20                  | 0713035      | SWITCH-LANDING LIGHT -----                                | 1              |                |
|                      | 0713303-2    | KNOB-LANDING LIGHT SWITCH -----                           | 1              |                |
| -21                  | S1239-1      | CONTROL-PARKING BRAKE -----                               | 1              |                |
| -22                  | S1239-7      | CONTROL-CABIN HEAT -----                                  | 1              |                |
| -23                  | S1239-7      | CONTROL-CABIN AIR -----                                   | 1              |                |
| -24                  | 0513144-15   | PANEL ASSEMBLY -----                                      | 1              |                |
|                      | AN515B6R10   | ATTACHING PARTS   |                |                |
|                      | AN340B6      | SCREW -----   | 2              |                |
|                      | AN936A6B     | NUT -----   | 2              |                |
|                      |              | WASHER -----  | 2              |                |
|                      |              | -----*  |                |                |
| -25                  | 0513144-14   | GAGE-FUEL -----   | 2              |                |
| -26                  | 0513144-8    | GAGE-OIL PRESSURE DIRECT PRESSURE -----                   | 1              |                |
| -27                  | 0513144-2    | GAGE-OIL TEMPERATURE -----                                | 1              |                |
|                      | AN123862     | O RING OIL TEMP -----                                     | 1              |                |
|                      | 0500118-12   | LINE-OIL PRESS GAGE TO FIREWALL -----                     | 1              |                |
| -28                  | 0513311-1    | SUPPORT ASSEMBLY-CONTROL TUBE LH -----                    | 1              |                |
| -29                  | 0513311-2    | SUPPORT ASSEMBLY-CONTROL TUBE RH -----                    | 1              |                |
|                      |              | ATTACHING PARTS   |                |                |
| -30                  | AN515B6R8    | SCREW -----   | 4              |                |
|                      | AN340B6      | NUT -----   | 4              |                |
|                      |              | -----*  |                |                |
| -31                  | 0513056-3    | GROMMET -----   | 2              |                |
| -32                  | S1410N1      | TACHOMETER RECORDING -----                                | 1              |                |
|                      |              | ATTACHING PARTS   |                |                |
|                      | AN515B6R12   | SCREW -----   | 4              |                |
|                      | AN340B6      | NUT -----   | 4              |                |
|                      | AN936A6B     | WASHER -----  | 8              |                |
|                      |              | -----*  |                |                |
| -33                  | S1363-1      | SHAFT-TACHOMETER DRIVE -----                              | 1              |                |

CONTINUED ON NEXT PAGE

Instruments (Cont)

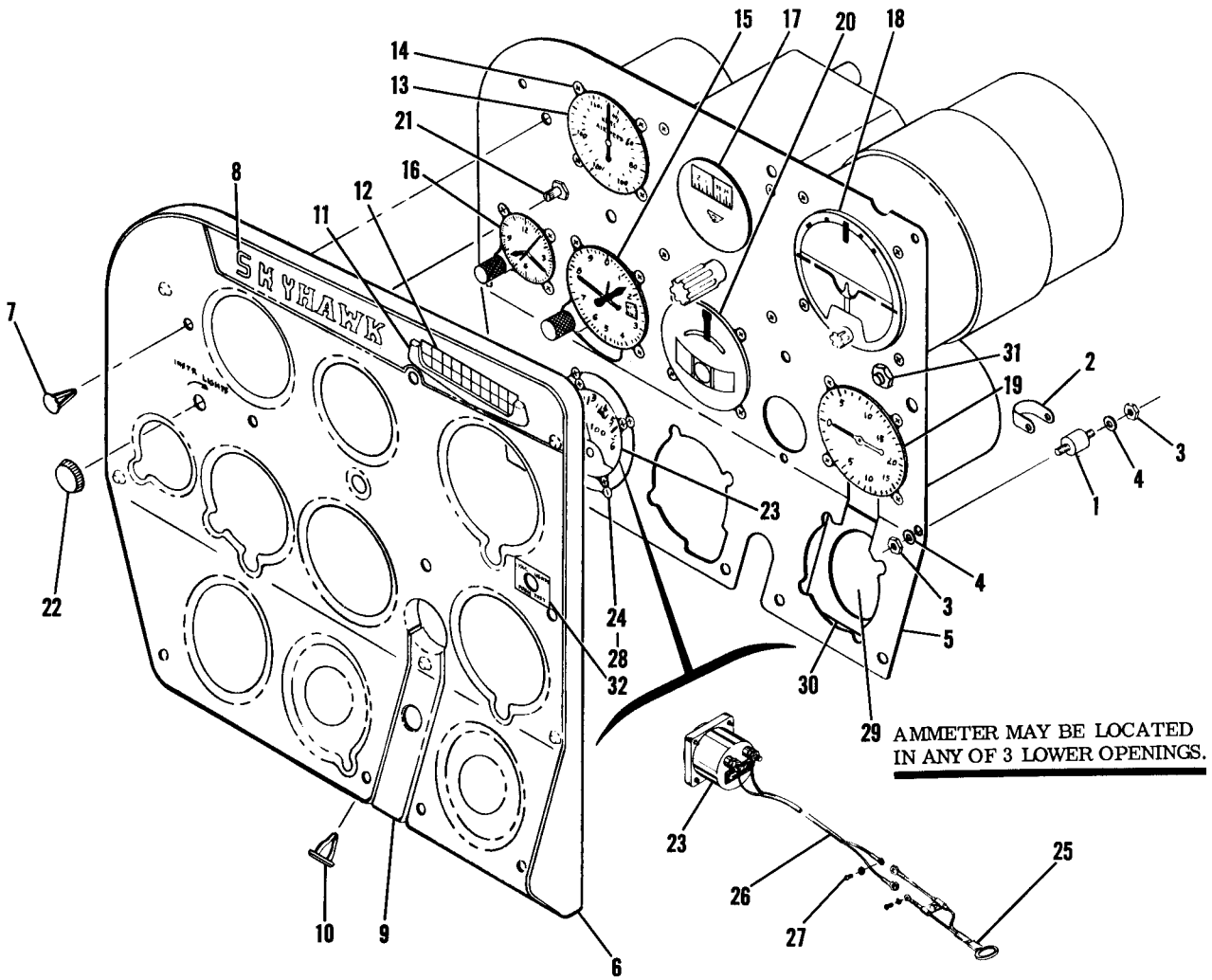


**P172 SERIAL P17257120 THRU P17257188**

Figure 100. Stationary Instrument Panel Equipment Installation

| FIGURE AND INDEX NO.  | PART NUMBER                       | DESCRIPTION   | UNITS PER ASSY | USABLE ON CODE |
|---|-----------------------------------|---|----------------|----------------|
|   |                                   | <b>1 2 3 4 5 6 7</b>  |                |                |
| 100 -34   | S1414N1<br>C668540-0101           | SUCTION GAGE REMANUFACTURED WEU C668540-0101 -----<br>SUCTION GAGE -----<br>ATTACHING PARTS       | 1<br>1         |                |
|   | AN936A6B                          | WASHER -----  | 4              |                |
|   | AN34086                           | NUT -----<br>-----*   | 4              |                |
| -35   | S1223-1                           | CONTROL-PROPELLER -----   | 1              |                |
| -36   | S1298-1                           | CONTROL-COWL FLAPS -----  | 1              |                |
| -37   | S1307N1                           | GAGE-CYLINDER HEAD TEMP -----<br>ATTACHING PARTS  | 1              |                |
|   | AN51586R12                        | SCREW -----<br>-----*   | 4              |                |
|   | 0311018-12                        | LEAD-THERMOCOUPLE -----   | 1              |                |
|   | 0311018-11                        | THERMOCOUPLE-CYLINDER HEAD TEMPERATURE -----  | 1              |                |
| -38   | S1301N1                           | GAGE-MANIFOLD PRESSURE -----<br>ATTACHING PARTS   | 1              |                |
| -39   | AN51586R12<br>AN34086<br>AN936A6B | SCREW -----<br>NUT -----<br>WASHER -----<br>-----*  | 4<br>4<br>4    |                |
| -40   | 0513133-92-418<br>0513133-89-418  | PANEL ASSEMBLY-STATIONARY COVER -----<br>PANEL ASSEMBLY-STATIONARY COVER -----<br>ATTACHING PARTS | 1<br>1         | A<br>B         |
|   | 99608K2215                        | STUD UC -----<br>-----*   | 4              |                |
| -41   | 0500053-1                         | EMBLEM -----  | 1              |                |
| -42   | 0713738-3                         | BRACKET-STALL WARNING HORN -----<br>ATTACHING PARTS   | 1              |                |
| -43   | S102128-6                         | SCREW -----<br>-----*   | 2              |                |
| -44   | NAS395-12-3                       | NUT -----   | 2              |                |
| -45   | S1407-6<br>AN34086<br>AN936-A6    | HORN ASSEMBLY-STALL WARNING -----<br>NUT -----<br>WASHER -----                                    | 1<br>4<br>2    |                |
| -46   | CA-2                              | CIRCUIT BREAKER SPT -----<br>ATTACHING PARTS  | 1              |                |
| -47   | AN51586R10                        | SCREW -----   | 2              |                |
| -48   | MS20365B632C                      | NUT -----<br>-----*   | 2              |                |
| -49   | MS35489-11                        | GROMMET -----   | 1              |                |
| -50   | MS35489-19                        | GROMMET -----   | 1              |                |
| -51   | SEE FIG 107                       | MAP COMPARTMENT INSTALLATION -----  | NP             |                |
| <p>NOTE. *THIS KIT ALSO INCLUDES TWO DDDR<br/>LOCKS AND KEYS</p> <p>A---P172 SERIAL P17257120 THRU P17257188<br/>B---P172 SKYHAWK SERIAL P17257120 THRU P17257188<br/>FP172 SERIAL FP172-0001 THRU FP172-0003</p> |                                   |   |                |                |

Instruments (Cont)



**172 SERIAL 17249545 THRU 17250572**  
**P172 SERIAL P17257120 THRU P17257188**

Figure 101. Shock Mounted Instrument Panel Assembly



| FIGURE AND INDEX NO. | PART NUMBER      | DESCRIPTION   | UNITS PER ASSY | USABLE ON CODE |
|----------------------|------------------|---|----------------|----------------|
| 101 -                |                  | PANEL ASSEMBLY-SHOCK MOUNTED INSTRUMENT -----<br>ATTACHING PARTS -----                                | NP             | A              |
| - 1                  | 0411059-1        | MOUNT-SHOCK -----   | 5              |                |
| - 2                  | 0413247          | STRAP-GROUND -----  | 1              |                |
| - 3                  | AN340B8          | NUT -----   | 10             |                |
| - 4                  | AN936A8          | WASHER -----  | 10             |                |
| - 5                  | 0513133-2        | *-----<br>PANEL-SHOCK MOUNTED INSTRUMENT -----  | 1              |                |
| - 6                  | 0513133-72-418 * | COVER ASSEMBLY-SHOCK MOUNTED PANEL -----  | 1              | D              |
|                      | 0513133-74-418 * | COVER ASSEMBLY-SHOCK MOUNTED PANEL SKYHAWK -----  | 1              | C              |
|                      | 0513133-78-418 * | COVER ASSEMBLY-SHOCK MOUNTED PANEL -----  | 1              | B              |
|                      | 0513133-94-418   | COVER ASSEMBLY-SHOCK MOUNTED PANEL -----  | 1              | F              |
|                      | 0513133-96-418   | COVER ASSEMBLY-SHOCK MOUNTED PANEL -----  | 1              | G              |
| - 7                  | 49265F-52        | ATTACHING PARTS -----<br>FASTENER UC -----  | 9              |                |
| - 8                  | 0513220-10       | *-----<br>LETTERING-SKYHAWK -----   | 1              | C              |
|                      | 0513220-2        | INITIAL-S -----   | 1              | C              |
|                      | 0513220-3        | INITIAL-K -----   | 2              | C              |
|                      | 0513220-4        | INITIAL-Y -----   | 1              | C              |
|                      | 0513220-8        | INITIAL-H -----   | 1              | C              |
|                      | 0513220-6        | INITIAL-A -----   | 1              | C              |
|                      | 0513220-9        | INITIAL-W -----   | 1              | C              |
| - 9                  | 0513133-70       | FILLER-COVER ASSEMBLY -----   | 1              | D              |
|                      | 0513133-71       | FILLER-COVER ASSEMBLY -----   | 1              | E              |
| -10                  | 49265F-52        | ATTACHING PARTS -----<br>FASTENER UC -----  | 2              |                |
| -11                  | 0813569-2        | *-----<br>RETAINER-COMPASS CARD -----   | 1              |                |
|                      | S1021Z4-8        | ATTACHING PARTS -----<br>SCREW -----  | 2              |                |
|                      | NAS446-1-3       | NUT -----   | 2              |                |
| -12                  | 0713028-8        | *-----<br>CARD-COMPASS -----  | 1              |                |
|                      | 0713028-3        | COVER-COMPASS CARD -----  | 1              |                |
| -13                  | S1323N3          | INDICATOR-AIRSPPEED -----   | 1              | D              |
|                      | S1470N9          | INDICATOR-AIRSPPEED ALTERNATE -----   | 1              | D              |
|                      | S1324N5          | INDICATOR-AIRSPPEED -----   | 1              | B              |
|                      | S1470N5          | INDICATOR-AIRSPPEED ALTERNATE -----   | 1              | B              |
|                      | S1386N1          | INDICATOR-AIRSPPEED KILOMETERS PER HOUR & MPH -----   | 1              | D              |
|                      | S1387N1          | INDICATOR-AIRSPPEED KILOMETERS PER HOUR & MPH -----   | 1              | B              |
| -14                  | AN515B6R16       | ATTACHING PARTS -----<br>SCREW -----  | 4              |                |
|                      | AN340B6          | NUT -----   | 4              |                |
|                      | MS20365B632C     | NUT ALTERNATE -----   | 4              |                |
|                      | AN936A6B         | WASHER -----  | 4              |                |
| -15                  | S1314N1          | *-----<br>ALTIMETER 20000 FT FOR VFR APPLICATIONS ONLY -----<br>WHEN EXHAUSTED USE C661011-0105 ----- | 1              |                |
|                      | S1313N1          | ALTIMETER 30000 FT FOR VFR APPLICATIONS ONLY -----<br>WHEN EXHAUSTED USE C661011-0105 -----           | 1              | C              |
|                      | C661011-0202     | ALTIMETER 35000 FT FOR VFR APPLICATIONS ONLY -----<br>WHEN EXHAUSTED USE C661011-0106 -----           | 1              |                |
|                      | S1384N1          | ALTIMETER METERS & MILLIBARS -----  | 1              |                |
|                      | C661011-0105     | ALTIMETER 20000 FT FEET & INCHES -----  | 1              |                |
|                      | C661011-0106     | ALTIMETER 20000 FT FEET & MILLIBARS -----   | 1              |                |
|                      | AN515B6R16       | ATTACHING PARTS -----<br>SCREW -----  | 4              |                |
|                      | AN340B6          | NUT -----   | 4              |                |
|                      | AN936A6B         | WASHER -----  | 4              |                |
| -16                  | CM2629N1         | *-----<br>CLOCK 8 DAY -----   | 1              | H              |
|                      | S1317N1          | CLOCK-ELECTRIC -----  | 1              | J              |
|                      | AN515B6R12       | ATTACHING PARTS -----<br>SCREW -----  | 2              |                |

CONTINUED ON NEXT PAGE

| FIGURE AND INDEX NO.   | PART NUMBER | DESCRIPTION   | UNITS PER ASSY | USABLE ON CODE |
|------------------------|-------------|---|----------------|----------------|
|                        |             |   |                |                |
| 101 -17                | S1316N1     | GYRO-DIRECTIONAL REMFRD WHEN EXHAUSTED SEE FIG 87A ---                                  | 1              |                |
|                        | S1327N1     | INDICATOR-DIRECTIONAL GYRO-AZIMUTH TYPE 34B USED ----                                   | 1              |                |
|                        | AN520B10R14 | WITH VACUUM WARNING LIGHTS WHEN EXHAUSTED SEE FIG 87A<br>ATTACHING PARTS<br>SCREW ----- | 4              |                |
| -18                    | S1309N1     | GYRO-HORIZON REMFRD WHEN EXHAUSTED SEE FIG 87A -----                                    | 1              |                |
|                        | S1326N1     | INDICATOR-GYRO HORIZON-TYPE 34B WITH VACUUM WARNING LIGHTS ---                          | 1              |                |
|                        | AN520B10R14 | WHEN EXHAUSTED SEE FIG 87A<br>ATTACHING PARTS<br>SCREW -----                            | 4              |                |
| -19                    | 330R        | BULB -----  | 2              |                |
|                        | S1304N1     | INDICATOR-VERTICAL SPEED REMANUFACTURED -----   | 1              |                |
|                        | S1392N1     | INDICATOR-VERTICAL SPEED ALTERNATE -----  | 1              |                |
|                        | S1385N1     | INDICATOR-VERTICAL SPEED 10 METERS PER MIN -----  | 1              |                |
|                        | AN515B6R16  | ATTACHING PARTS<br>SCREW -----  | 4              |                |
| -20                    | AN340B6     | NUT -----   | 4              |                |
|                        | AN936A6B    | WASHER -----  | 4              |                |
|                        | S1302N1     | INDICATOR-TURN & BANK 12V REMANUFACTURED -----  | 1              |                |
|                        | S1413N1     | INDICATOR-TURN & BANK ALTERNATE -----   | 1              |                |
|                        | AN515B6R12  | ATTACHING PARTS<br>SCREW -----  | 4              |                |
| -21                    | 0413126-10  | RHEOSTAT ASSEMBLY -----   | 1              |                |
|                        | 0413126-3   | KNOB -----  | 1              |                |
|                        | S1307N1     | CYLINDER HEAD TEMPERATURE GAGE INSTALLATION -----                                       | 1              | D              |
| -22                    | AN515B6R12  | GAGE-CYLINDER HEAD TEMPERATURE REMANUFACTURED -----                                     | 1              | D              |
|                        | AN515B6R6   | ATTACHING PARTS<br>SCREW -----  | 4              | D              |
|                        | MS21044N06  | SCREW -----   | 4              | D              |
|                        | 0411897-3   | NUT -----   | 8              | D              |
|                        | 0311018-11  | COVER -----   | 1              | D              |
| -23                    | 0311018-9   | ---*---   |                |                |
|                        | 0311018-10  | THERMOCOUPLE -----  | 1              | D              |
|                        | 0311018-10  | THERMOCOUPLE ALTERNATE -----  | 1              | D              |
| -24                    | 0311018-10  | LEAD -----  | 1              | D              |
|                        | AN515B6-5   | ATTACHING PARTS<br>SCREW -----  | 2              | D              |
|                        | 0550222-2   | LUG -----   | 1              | D              |
|                        | S1021Z8-8   | SCREW -----   | 1              | D              |
|                        | S1485D2L    | CLAMP TIN -----   | 1              | D              |
| -25                    | S1311N1     | ---*---   |                |                |
|                        | AN515B6R12  | GAGE-CARBURETOR AIR TEMPERATURE -----   | 1              |                |
|                        | AN340B6     | ATTACHING PARTS<br>SCREW -----  | 4              |                |
|                        | 0411897-3   | NUT -----   | 4              |                |
|                        | AN515B6R12  | ADAPTER PLATE -----   | 1              |                |
|                        | AN936A6B    | SCREW -----   | 4              |                |
|                        | AN340B6     | WASHER -----  | 4              |                |
|                        | AN340B6     | NUT -----   | 4              |                |
| CONTINUED ON NEXT PAGE |             |   |                |                |

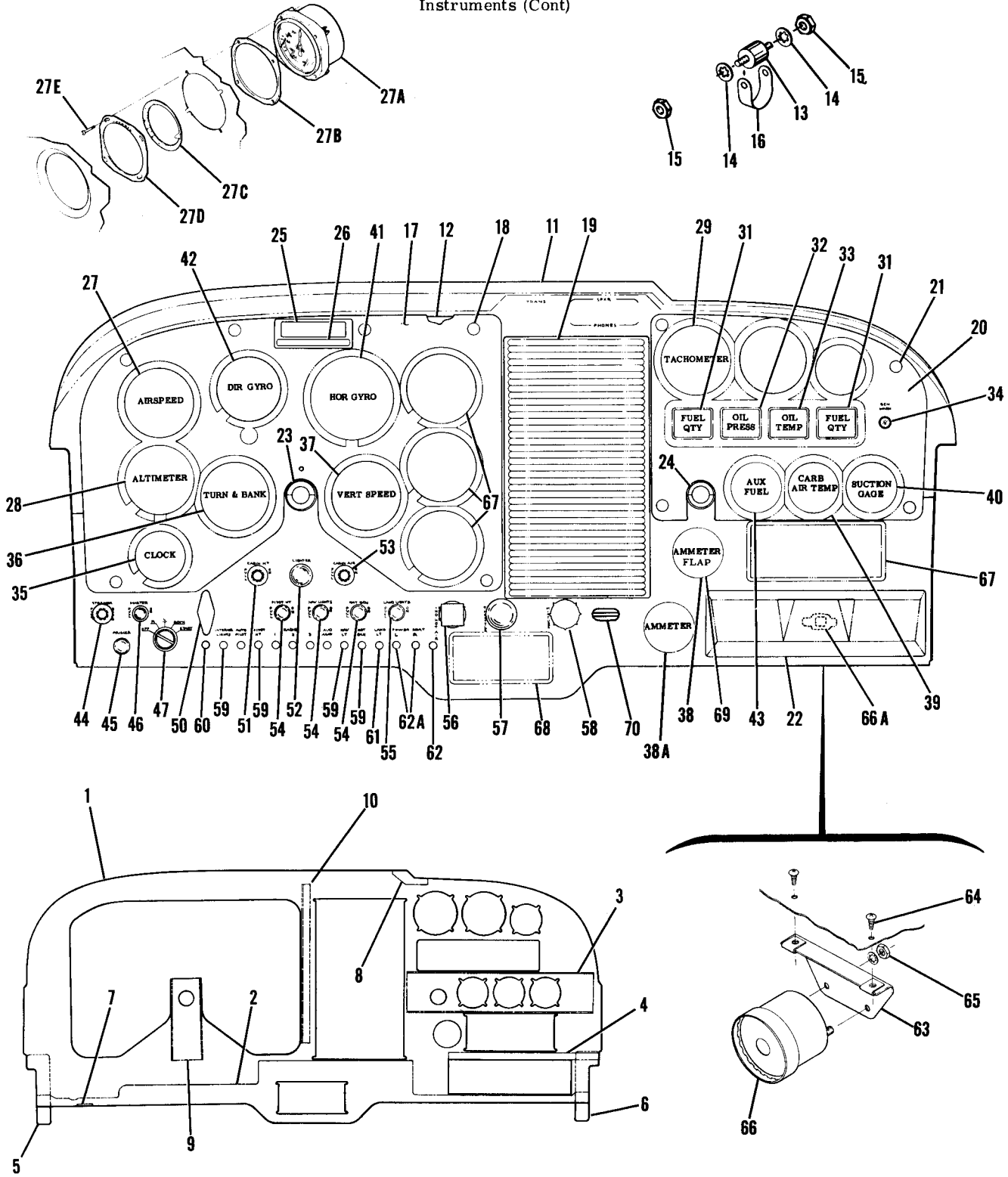
| FIGURE AND INDEX NO.   | PART NUMBER  | DESCRIPTION                                   | UNITS PER ASSY | USABLE ON CODE |
|--|--------------|---|----------------|----------------|
|  |              | <b>1 2 3 4 5 6 7</b>                          |                |                |
| 101 -29  | S1320-1      | AMMETER -----                                 | 1              |                |
| -30  | 0700036-2    | PLATE-ADAPTER -----                           | 1              |                |
|  | AN515-6R6    | ATTACHING PARTS -----                         |                |                |
|  | MS21044V06   | SCREW -----                                   | 4              |                |
|  |              | NUT -----                                     | 4              |                |
|  |              | -----*  |                |                |
| -31  | S1284-1      | SWITCH-PUSH BUTTON VACUUM PRESS TO TEST ----- | 1              |                |
| -32  | 0713705-2 ** | PLACARD-VACUUM LIGHTS PRESS TO TEST -----     | 1              |                |
| <p>NOTE. *WHEN ORDERING THIS PART FOR AIRPLANES EQUIPPED WITH VACUUM SWITCH, ALSO ORDER PART MARKED **.</p> <p>A---172 SERIAL 17249545 THRU 17250572<br/>           F172 SERIAL F172-0001 THRU F172-0018<br/>           P172 SERIAL P17257120 THRU P17257188<br/>           FP172 SERIAL FP172-0001 THRU FP172-0003</p> <p>B---P172 SERIAL P17257120 THRU P17257188<br/>           FP172 SERIAL FP172-0001 THRU FP172-0003</p> <p>C---172 SKYHAWK SERIAL 17249545 THRU 17250572<br/>           P172 SKYHAWK SERIAL P17257120 THRU P17257188</p> <p>D---172 SERIAL 17249545 THRU 17250572<br/>           F172 SERIAL F172-0001 THRU F172-0018</p> <p>E---P172 SERIAL P17257120 THRU P17257188<br/>           P172 SKYHAWK SERIAL P17257120 THRU P17257188<br/>           172 SKYHAWK SERIAL 17249545 THRU 17250572</p> <p>F---P172 SERIAL P17257143 THRU P17257188<br/>           FP172 SERIAL FP172-0001 THRU FP172-0003</p> <p>G---172 SKYHAWK SERIAL 17249722 THRU 17250572<br/>           P172 SKYHAWK SERIAL P17257143 THRU P17257188</p> <p>H---172 SERIAL 17249545 THRU 17249945<br/>           P172 SERIAL P17257120 THRU P17257162</p> <p>J---172 SERIAL 17249946 THRU 17250572<br/>           F172 SERIAL F172-0001 THRU F172-0018<br/>           P172 SERIAL P17257163 THRU P17257188<br/>           FP172 SERIAL FP172-0001 THRU FP172-0003</p> |              |   |                |                |

This page intentionally left blank.

| FIGURE AND INDEX NO. | PART NUMBER    | DESCRIPTION  | UNITS PER ASSY | USABLE ON CODE |
|----------------------|----------------|--|----------------|----------------|
| 102 -                |                | <b>1 2 3 4 5 6 7</b><br>INSTRUMENT PANEL EQUIPMENT INSTALLATION -----                          | NP             | A              |
| - 1                  | 0513316-200    | PANEL ASSEMBLY-STATIONARY -----  | 1              | D              |
|                      | 0513316-201    | PANEL ASSEMBLY-STATIONARY -----  | 1              | F              |
| - 2                  | 0513316-4      | STIFFENER -----  | 1              |                |
| - 3                  | 0513316-5      | STIFFENER -----  | 1              |                |
| - 4                  | 0513316-6      | ANGLE -----  | 1              |                |
| - 5                  | 0513316-7      | SUPPORT-LH -----   | 1              |                |
| - 6                  | 0513316-8      | SUPPORT-RH -----   | 1              |                |
| - 7                  | 0513316-9      | MOUNT PLATE-JACK PHONE -----   | 1              |                |
| - 8                  | 0513316-10     | GUSSET -----   | 1              |                |
| - 9                  | 0513316-11     | CHANNEL -----  | 1              |                |
| -10                  | 0513316-12     | ANGLE -----  | 1              |                |
| -11                  | 0513319-1-418  | COVER-STATIONARY PANEL WHEN EXHAUSTED -----<br>USE 0513319-8-418 & 0513319-11-418              | 1              | B              |
|                      | 0513319-2-418  | COVER-STATIONARY PANEL SKYHAWK ONLY WHEN EXHAUSTED -----<br>USE 0513319-9-418 & 0513319-11-418 | 1              | C              |
|                      | 0513319-8-418  | COVER-STATIONARY PANEL LOWER -----   | 1              | D              |
|                      | 0513319-9-418  | COVER-STATIONARY PANEL LOWER -----   | 1              | E              |
|                      | 0513319-12     | COVER-STATIONARY PANEL LOWER STANDARD 172 -----  | 1              | F              |
|                      | 0513319-13     | COVER-STATIONARY PANEL LOWER SKYHAWK -----   | 1              | G              |
|                      | 0513319-18-418 | COVER-STATIONARY PANEL UPPER -----   | 1              | D              |
|                      | 0513319-18     | COVER-STATIONARY PANEL UPPER -----   | 1              | F              |
| -12                  | 0513316-3      | SHOCK PANEL -----  | 1              | L              |
|                      | 0513316-25     | SHOCK PANEL USE WITH C651001-0201 & C661002-0201 -----<br>GYROS ONLY                           | 1              | M              |
|                      |                | ATTACHING PARTS  |                |                |
| -13                  | 0411059-1      | MOUNT -----  | 4              |                |
| -14                  | AN936A8        | WASHER -----   | 8              |                |
| -15                  | AN340B8        | NUT -----  | 8              |                |
| -16                  | 0413247        | STRAP-GROUND -----   | 1              |                |
|                      | S1021Z4-6      | SCREW LOWER COVER ONLY -----   | 3              |                |
|                      |                | -----*   |                |                |
| -17                  | 0513319-21     | COVER-SHOCK PANEL -----  | 1              | L              |
|                      | 0513319-17     | COVER-SHOCK PANEL USE WITH C661001-0201 & C661002-0201 -----<br>GYROS ONLY                     | 1              | M              |
|                      |                | ATTACHING PARTS  |                |                |
| -18                  | 0513351-1      | SCREW POST -----   | 4              |                |
|                      | XH99608-F1099  | STUD UC -----  | 1              |                |
|                      |                | -----*   |                |                |
| -19                  | 0513319-5      | COVER-RADIO CUTOUT -----   | 1              |                |
| -20                  | 0513319-4-418  | COVER-ENGINE INSTRUMENTS -----   | 1              | D              |
|                      | 0513319-4      | COVER-ENGINE INSTRUMENTS -----   | 1              | F              |
|                      |                | ATTACHING PARTS  |                |                |
| -21                  | 0513351-1      | SCREW POST -----   | 4              |                |
|                      | AN515-8R12     | SCREW -----  | 4              |                |
|                      | NAS43DD3-22    | SPACER -----   | 4              |                |
|                      | AN340B8        | NUT -----  | 4              |                |
|                      |                | -----*   |                |                |
| -22                  | SEE FIG 107    | MAP COMPARTMENT INSTALLATION -----   | 1              |                |
| -23                  | 0513311-1      | SUPPORT ASSEMBLY-LH -----  | 1              |                |
| -24                  | 0513311-2      | SUPPORT ASSEMBLY-RH -----  | 1              |                |
|                      |                | ATTACHING PARTS  |                |                |
|                      | AN515-6R8      | SCREW RH ONLY -----  | 4              |                |
|                      | MS21044N06     | NUT RH ONLY -----  | 4              |                |
|                      | AN515B6R8      | SCREW LH ONLY -----  | 4              |                |
|                      | AN340B6        | NUT LH ONLY -----  | 4              |                |
|                      |                | -----*   |                |                |
| -25                  | 0513056-3      | GROMMET -----  | 2              |                |
|                      | 0713028-8      | CARD-COMPASS -----   | 1              |                |
|                      | 0713028-3      | COVER-COMPASS CARD -----   | 1              |                |
| -26                  | 0813569-2      | RETAINER-COMPASS CARD -----  | 1              |                |
|                      |                | ATTACHING PARTS  |                |                |
|                      | S1021Z4-8      | SCREW -----  | 2              |                |
|                      | NAS446-1-3     | NUT -----  | 2              |                |
|                      |                | -----*   |                |                |
| -27                  | S1470N9        | INDICATOR-AIRSPPEED -----  | 1              |                |
|                      |                | ATTACHING PARTS  |                |                |
|                      | AN515B6R16     | SCREW -----  | 4              |                |
|                      |                | -----*   |                |                |

CONTINUED ON NEXT PAGE

Instruments (Cont)



172 SERIAL 17250573 THRU 17254892

Figure 102. Instrument Panel Equipment Installation



| FIGURE AND INDEX NO. | PART NUMBER  | DESCRIPTION   | UNITS    | USABLE  |
|----------------------|--------------|---|----------|---------|
|                      |              |   | PER ASSY | ON CODE |
| 102 -                |              | TRUE AIRSPEED INDICATOR INSTALLATION -----              | NP       | K       |
| -27A                 | C661010-0102 | INDICATOR-AIRSPEED -----                                | 1        |         |
| -27B                 | 0700162-6    | SPACER -----  | 1        |         |
| -27C                 | 0700189-4    | RING ASSEMBLY-TRUE AIRSPEED WEU 0700189-6 -----         | 1        |         |
|                      | 0700189-6    | RING ASSEMBLY-TRUE AIRSPEED -----                       | 1        |         |
| -27D                 | 0700162-1    | RETAINER ASSEMBLY -----                                 | 1        |         |
|                      |              | ATTACHING PARTS -----                                   |          |         |
| -27E                 | AN51586R16   | SCREW -----   | 4        |         |
|                      |              | -----*-----   |          |         |
| -28                  | S1314N1      | ALTIMETER 20000 FT FOR VFR APPLICATIONS ONLY -----      | 1        |         |
|                      |              | WHEN EXHAUSTED USE C661011-0105 -----                   |          |         |
|                      | S1313N1      | ALTIMETER 35000 FT FOR VFR APPLICATIONS ONLY -----      | 1        |         |
|                      |              | WHEN EXHAUSTED USE C661011-0105 -----                   |          |         |
|                      | S1432N1      | ALTIMETER 35000 FT FT & MILLIBARS FOR VFR -----         | 1        |         |
|                      |              | APPLICATIONS ONLY WHEN EXHAUSTED USE C661011-0106 ----- |          |         |
|                      | C661011-0105 | ALTIMETER 20000 FT FEET & INCHES -----                  | 1        |         |
|                      | C661011-0106 | ALTIMETER 20000 FT FEET & MILLIBARS -----               | 1        |         |
|                      |              | ATTACHING PARTS -----                                   |          |         |
|                      | AN51586R16   | SCREW -----   | 4        |         |
|                      |              | -----*-----   |          |         |
| -29                  | S1305-6      | TACHOMETER -----  | 1        | B       |
|                      |              | ATTACHING PARTS -----                                   |          |         |
|                      | AN51586R12   | SCREW -----   | 4        |         |
|                      | NAS43DD1-22  | SPACER -----  | 4        |         |
|                      | AN936A6B     | WASHER -----  | 8        |         |
|                      | AN340B6      | NUT -----   | 4        |         |
|                      |              | -----*-----   |          |         |
|                      | S1605-3      | SHAFT-TACHOMETER DRIVE -----                            | 1        |         |
| -30                  |              | DELETED NEVER USED -----                                |          |         |
|                      | 0513144-13   | PANEL ASSEMBLY-INSTRUMENT -----                         | 1        | J       |
|                      | 0513144-15   | PANEL ASSEMBLY-INSTRUMENT USED WITH OIL COOLER -----    | 1        | J       |
|                      | 0513144-18   | PANEL ASSEMBLY-INSTRUMENT -----                         | 1        | K       |
|                      |              | ATTACHING PARTS -----                                   |          |         |
|                      | AN51586R8    | SCREW -----   | 2        |         |
|                      | NAS43DD1-9   | SPACER -----  | 2        |         |
|                      | AN936A6B     | WASHER -----  | 2        |         |
|                      | AN340B6      | NUT -----   | 2        |         |
|                      |              | -----*-----   |          |         |
| -31                  | 0513144-14   | GAGE-FUEL QUANTITY -----                                | 2        |         |
| -32                  | 0513144-8    | GAGE-OIL PRESSURE -----                                 | 1        |         |
| -33                  | 0513144-7    | GAGE-OIL TEMPERATURE -----                              | 1        | J       |
|                      | 0513144-2    | GAGE-OIL TEMPERATURE USED WITH OIL COOLER -----         | 1        | J       |
|                      | 0513144-17   | GAGE-OIL TEMP -----                                     | 1        | K       |
|                      | AN123862     | O RING OIL TEMP -----                                   | 1        |         |
| -34                  | 0513051-8    | LIGHT-CHARGE INDICATOR -----                            | 1        |         |
| -35                  | S1317N1      | CLOCK-ELECTRIC -----                                    | 1        |         |
|                      |              | ATTACHING PARTS -----                                   |          |         |
|                      | AN51586R12   | SCREW -----   | 4        |         |
|                      |              | -----*-----   |          |         |
| -36                  | S1302N1      | INDICATOR-TURN & BANK -----                             | 1        |         |
|                      | S1413N1      | INDICATOR-TURN & BANK ALTERNATE -----                   | 1        |         |
|                      |              | ATTACHING PARTS -----                                   |          |         |
|                      | AN51586R12   | SCREW -----   | 2        |         |
|                      |              | -----*-----   |          |         |
| -37                  | S1304N1      | INDICATOR-VERTICAL SPEED -----                          | 1        |         |
|                      | S1392N1      | INDICATOR-VERTICAL SPEED ALTERNATE -----                | 1        |         |
|                      |              | ATTACHING PARTS -----                                   |          |         |
|                      | AN51586R12   | SCREW -----   | 4        |         |
|                      |              | -----*-----   |          |         |
| -38                  | S1319-1      | AMMETER -----   | 1        | D       |
| -38A                 | S1319-1      | AMMETER -----   | 1        | F       |
|                      | S1320-1      | AMMETER USED WITH ALTERNATOR ONLY -----                 | 1        |         |
| -39                  | S1311-1      | GAGE-CARBURETOR AIR TEMPERATURE -----                   | 1        | B       |
|                      |              | ATTACHING PARTS -----                                   |          |         |
|                      | AN51586R12   | SCREW -----   | 4        | B       |
|                      | AN936A6B     | WASHER -----  | 4        | B       |
|                      | AN340B6      | NUT -----   | 4        | B       |
|                      |              | -----*-----   |          |         |
|                      | 0550209-1    | PROBE -----   | 1        | B       |
| -40                  | S1414N1      | SUCTION GAGE WEU C668540-0101 -----                     | 1        |         |
|                      | C668540-0101 | SUCTION GAGE -----                                      | 1        |         |
|                      |              | ATTACHING PARTS -----                                   |          |         |
|                      | AN51586R12   | SCREW -----   | 4        |         |
|                      | NAS395-6-3   | NUT -----   | 4        |         |
|                      |              | -----*-----   |          |         |

CONTINUED ON NEXT PAGE

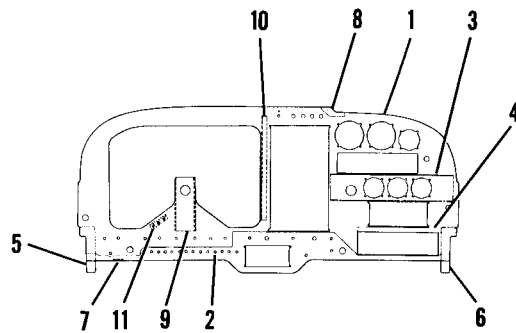
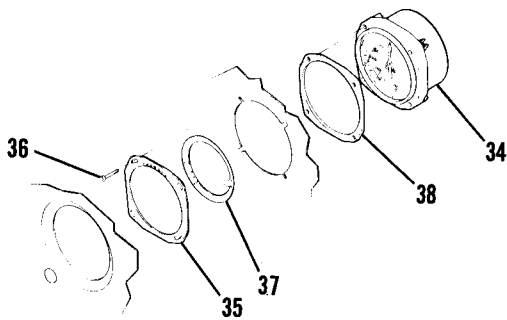
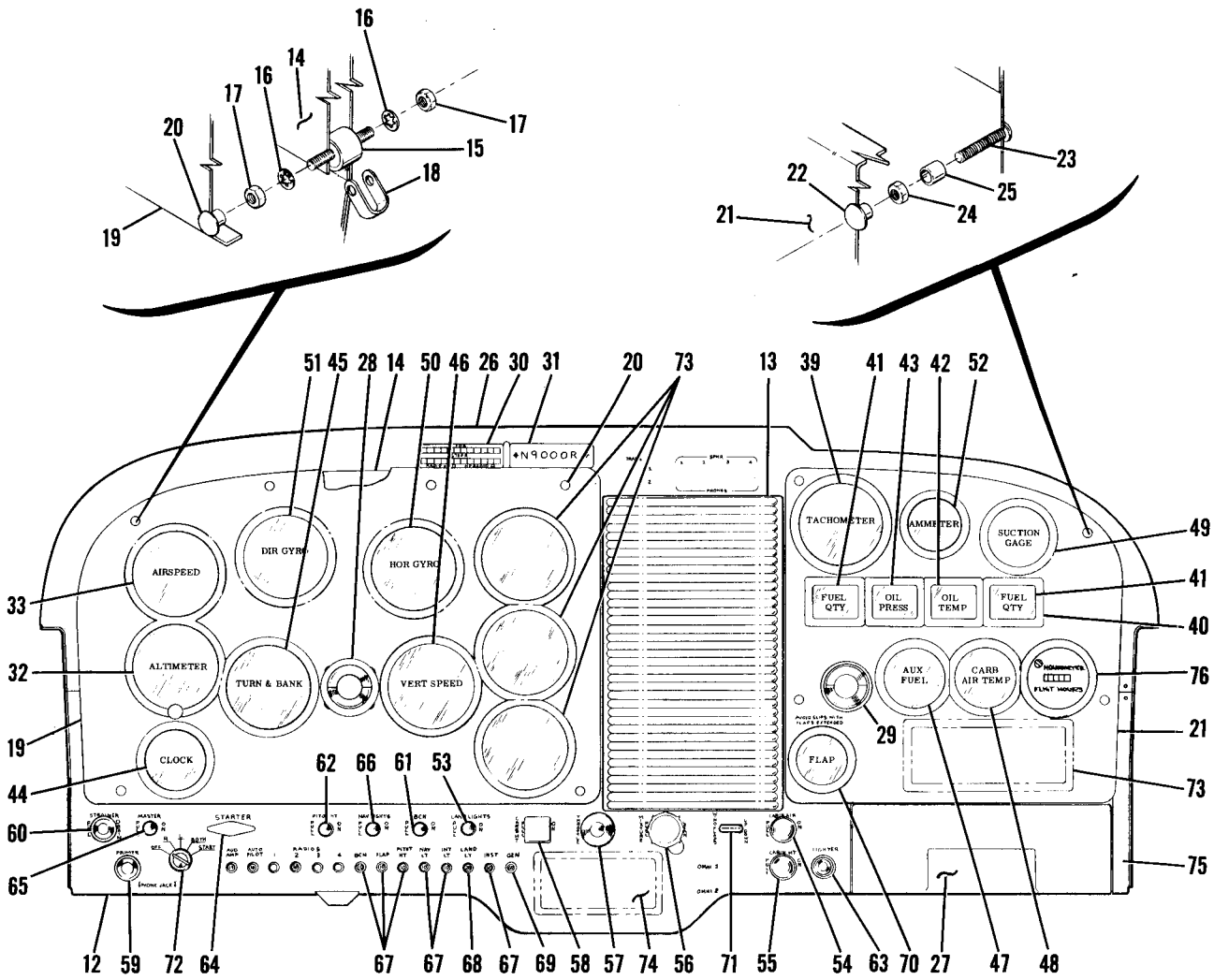
| FIGURE AND INDEX NO. | PART NUMBER  | DESCRIPTION                         |                                 |                            |       |   |   |   | UNITS PER ASSY | USABLE ON CODE |
|----------------------|--------------|-------------------------------------|---------------------------------|----------------------------|-------|---|---|---|----------------|----------------|
|                      |              | 1                                   | 2                               | 3                          | 4     | 5 | 6 | 7 |                |                |
| 102 -41              | S1309N1      | GYRO-HORIZON                        | REMANUFACTURED                  | WHEN EXHAUSTED             | ----- |   |   |   | 1              | D              |
|                      |              | USE C661001-0101                    |                                 |                            |       |   |   |   |                |                |
|                      | S1326N1      | INDICATOR-GYRO HORIZON              | TYPE 34B                        | USED WITH                  | ----- |   |   |   | 1              | D              |
|                      |              | VACUUM WARNING LIGHTS               |                                 | WHEN EXHAUSTED SEE FIG 87A |       |   |   |   |                |                |
|                      | C661001-0101 | GYRO-HORIZON                        | REMPD                           | WHEN EXHAUSTED SEE FIG 87A | ----- |   |   |   | 1              | N              |
|                      | C661001-0201 | GYRO-HORIZON                        | NEW                             |                            | ----- |   |   |   | 1              | M              |
|                      | 30475-0000   | GYRO-HORIZON                        | ARC                             |                            | ----- |   |   |   | 1              | F              |
| -42                  | S1316N1      | GYRO-DIRECTIONAL                    | REMANUFACTURED                  | WHEN EXHAUSTED             | ----- |   |   |   | 1              | D              |
|                      |              | USE C661002-0101                    |                                 |                            |       |   |   |   |                |                |
|                      | S1327N1      | INDICATOR-DIRECTIONAL GYRO          | TYPE 34B                        | USED WITH                  | ----- |   |   |   | 1              | D              |
|                      |              | VACUUM WARNING LIGHTS               |                                 | WHEN EXHAUSTED SEE FIG 87A |       |   |   |   |                |                |
|                      | C661002-0101 | GYRO-DIRECTIONAL                    | REMPD                           | WHEN EXHAUSTED SEE FIG 87A | ----- |   |   |   | 1              | N              |
|                      | C661002-0201 | GYRO-DIRECTIONAL                    | NEW                             |                            | ----- |   |   |   | 1              | M              |
|                      | 30370-0100   | GYRO-DIRECTIONAL                    | ARC                             |                            | ----- |   |   |   | 1              | F              |
|                      |              | ATTACHING PARTS                     |                                 |                            |       |   |   |   |                |                |
|                      | AN520B10R14  | SCREW                               |                                 |                            | ----- |   |   |   | 4              |                |
|                      | AN515B6R12   | SCREW                               |                                 |                            | ----- |   |   |   | 4              | M              |
|                      |              | -----*                              |                                 |                            |       |   |   |   |                |                |
| -43                  | 782-5        | GAGE-AUXILIARY FUEL                 | JAVE                            |                            | ----- |   |   |   | 1              |                |
| -44                  | S1239-16     | CONTROL ASSEMBLY-STRAINER           |                                 |                            | ----- |   |   |   | 1              | R              |
|                      | S1239-20     | CONTROL ASSEMBLY-STRAINER           |                                 |                            | ----- |   |   |   | 1              | S              |
| -45                  | 0311538-12   | PRIMER ASSEMBLY                     |                                 |                            | ----- |   |   |   | 1              |                |
|                      | S1240-5      | KNOB-PRIMER                         |                                 |                            | ----- |   |   |   | 1              |                |
| -46                  | 0713026-5    | SWITCH-MASTER                       |                                 |                            | ----- |   |   |   | 1              |                |
|                      | S1416-1      | KNOB-MASTER SWITCH                  |                                 |                            | ----- |   |   |   | 1              |                |
|                      | 0513357-1    | INSULATOR                           |                                 |                            | ----- |   |   |   | 1              |                |
| -47                  | 0311038-2    | SWITCH-IGNITION                     | STD 172 ONLY                    | WHEN EXHAUSTED             | ----- |   |   |   | 1              | B              |
|                      |              | USE C292501-0203                    |                                 |                            |       |   |   |   |                |                |
|                      | C292501-0203 | KIT-IGNITION SWITCH                 | STANDARD 172                    |                            | ----- |   |   |   | 1              | B              |
|                      | 0713129-4    | KIT-IGNITION SWITCH                 | WHEN EXHAUSTED USE C292501-0102 |                            | ----- |   |   |   | 1              | C              |
|                      | C292501-0102 | KIT-IGNITION SWITCH                 | WHEN EXHAUSTED USE C292501-0104 |                            | ----- |   |   |   | 1              | C              |
|                      | 0713221-1    | COVER ASSEMBLY-SWITCH               |                                 |                            | ----- |   |   |   | 1              |                |
| -48                  |              | DELETED-NEVER USED                  |                                 |                            | ----- |   |   |   |                |                |
| -49                  |              | DELETED-NEVER USED                  |                                 |                            | ----- |   |   |   |                |                |
|                      | 0713303-2    | KNOB-SWITCH                         |                                 |                            | ----- |   |   |   | 1              |                |
| -50                  | 0513187-5    | CONTROL ASSEMBLY-STARTER            | STANDARD 172 ONLY               |                            | ----- |   |   |   | 1              | B              |
| -51                  | S1239-15     | CONTROL ASSEMBLY-CABIN HEAT         |                                 |                            | ----- |   |   |   | 1              |                |
| -52                  | 0513039-7    | LIGHTER ASSEMBLY-CIGAR              | CUNO                            |                            | ----- |   |   |   | 1              |                |
|                      | L4858-1      | PLUG-HEATING                        | CUNO                            |                            | ----- |   |   |   | 1              |                |
|                      | S1240-6      | KNOB-CIGAR LIGHTER                  |                                 |                            | ----- |   |   |   | 1              |                |
| -53                  | S1239-15     | CONTROL ASSEMBLY-CABIN AIR          |                                 |                            | ----- |   |   |   | 1              |                |
| -54                  | 0713026-4    | SWITCH                              |                                 |                            | ----- |   |   |   | 3              |                |
| -55                  | 0713035      | SWITCH-LANDING LIGHT                |                                 |                            | ----- |   |   |   | 1              |                |
|                      | 0713303-2    | KNOB-SWITCH                         |                                 |                            | ----- |   |   |   | 4              |                |
| -56                  | S1224-4      | CONTROL ASSEMBLY-CARBURETOR HEAT    |                                 |                            | ----- |   |   |   | 1              | J              |
|                      | S1230-7      | CONTROL ASSEMBLY-CARBURETOR HEAT    |                                 |                            | ----- |   |   |   | 1              | K              |
| -57                  | S1222-7      | CONTROL ASSEMBLY-THROTTLE           |                                 |                            | ----- |   |   |   | 1              | B              |
|                      | 1213646-2    | WASHER                              | BETWEEN ROYALITE & CONTROL      |                            | ----- |   |   |   | 1              |                |
| -58                  | S1231-2      | CONTROL ASSEMBLY-MIXTURE            |                                 |                            | ----- |   |   |   | 1              | B              |
|                      | 0513173-1    | CONTROL LOCK                        |                                 |                            | ----- |   |   |   | 1              | B              |
| -59                  | S1360-10     | CIRCUIT BREAKER                     |                                 |                            | ----- |   |   |   | 4              |                |
| -60                  | S1360-15     | CIRCUIT BREAKER                     |                                 |                            | ----- |   |   |   | 1              |                |
| -61                  | S1360-20     | CIRCUIT BREAKER                     |                                 |                            | ----- |   |   |   | 1              |                |
| -62                  | S1360-20     | CIRCUIT BREAKER                     |                                 |                            | ----- |   |   |   | 1              |                |
| -62A                 | S1360-20     | CIRCUIT BREAKER                     |                                 |                            | ----- |   |   |   | 2              | B              |
| -63                  | 0713738-3    | BRACKET ASSEMBLY-STALL WARNING HORN |                                 |                            | ----- |   |   |   | 1              | H              |
|                      |              | ATTACHING PARTS                     |                                 |                            |       |   |   |   |                |                |
| -64                  | S102128-6    | SCREW                               |                                 |                            | ----- |   |   |   | 2              |                |
|                      |              | -----*                              |                                 |                            |       |   |   |   |                |                |
| -65                  | NAS395-12-3  | NUT                                 |                                 |                            | ----- |   |   |   | 2              |                |
| -66                  | S1407-6      | HORN ASSEMBLY-STALL WARNING         |                                 |                            | ----- |   |   |   | 1              |                |

CONTINUED ON NEXT PAGE



| FIGURE AND INDEX NO.  | PART NUMBER     | DESCRIPTION   | UNITS PER ASSY | USABLE ON CODE |
|---|-----------------|---|----------------|----------------|
|   |                 | <b>1 2 3 4 5 6 7</b>                                  |                |                |
| 102 -66A  | CA-2            | CIRCUIT BREAKER SPT -----                             | 1              |                |
| -67   |                 | RADIO INSTALLATIONS-SEE ELECTRONICS MANUAL -----      | AR             |                |
| -68   |                 | NAV-O-MATIC INSTALLATION-SEE ELECTRONICS MANUAL ----- | AR             |                |
| -69   | C668001-0103 ** | INDICATOR-FLAP -----                                  | 1              |                |
|   | S1558-1         | BRACKET-FLAP INDICATOR -----                          | 1              | K              |
| -70   | 0760632-1       | SWITCH ASSEMBLY-FLAP -----                            | 1              | P              |
|   | S1661-1         | SWITCH ASSEMBLY-FLAP -----                            | 1              | Q              |
|   | 0813526-6       | KNOB-FLAP SWITCH -----                                | 1              | F              |
|   | S1216-4         | NUT-FLAP SWITCH -----                                 | 1              | F              |
| <p>NOTE *THIS KIT ALSO INCLUDES TWO DOOR LOCK &amp; KEYS</p> <p>NOTE. □THIS PART NUMBER MUST HAVE A SECOND DASH NUMBER ADDED TO DENOTE COLOR. REFER TO HOW TO ORDER INTERIOR PARTS-PAGE XIX.</p> <p>NOTE. **WHEN C668001-0103 INDICATOR IS USED ON AIRPLANES PRIOR TO SERIAL 17253393 OR F172-0180 THE C590501-0101 TRANSMITTER MUST BE USED.</p> <p>A---172 SERIAL 17250573 THRU 17254892<br/>               172 SKYHAWK SERIAL 17250573 THRU 17254892<br/>               F172 SERIAL F172-0019 THRU F172-0319</p> <p>B---172 SERIAL 17250573 THRU 17254892<br/>               F172 SERIAL F172-0019 THRU F172-0319</p> <p>C---172 SKYHAWK SERIAL 17250573 THRU 17254892<br/>               F172 SERIAL F172-0019 THRU F172-0319</p> <p>D---172 SERIAL 17250573 THRU 17251822<br/>               F172 SERIAL F172-0019 THRU F172-0085</p> <p>E---172 SKYHAWK SERIAL 17250573 THRU 17251822<br/>               F172 SERIAL F172-0019 THRU F172-0085</p> <p>F---172 SERIAL 17251823 THRU 17254892<br/>               F172 SERIAL F172-0086 THRU F172-0319</p> <p>G---172 SKYHAWK SERIAL 17251823 THRU 17254892<br/>               F172 SERIAL F172-0086 THRU F172-0319</p> <p>H---172 SERIAL 17251196 THRU 17254892<br/>               F172 SERIAL F172-0051 THRU F172-0319</p> <p>J---172 SERIAL 17250573 THRU 17253392<br/>               F172 SERIAL F172-0019 THRU F172-0179</p> <p>K---172 SERIAL 17253393 THRU 17254892<br/>               F172 SERIAL F172-0180 THRU F172-0319</p> <p>L---172 SERIAL 17250573 THRU 17252758<br/>               172 SERIAL 17252902 THRU 17254892<br/>               F172 SERIAL F172-0019 THRU F172-0319</p> <p>M---172 SERIAL 17252759 THRU 17252901</p> <p>N---172 SERIAL 17251823 THRU 17252758<br/>               172 SERIAL 17252902 THRU 17254892<br/>               F172 SERIAL F172-0086 THRU F172-0319</p> <p>P---172 SERIAL 17251823 THRU 17254274<br/>               F172 SERIAL F172-0086 THRU F172-0319</p> <p>Q---172 SERIAL 17254275 THRU 17254892<br/>               F172 SERIAL F172-0320 THRU F172-0319</p> <p>R---172 SERIAL 17250573 THRU 17252533<br/>               F172 SERIAL F172-0019 THRU F172-0139</p> <p>S---172 SERIAL 17252534 THRU 17254892<br/>               F172 SERIAL F172-0140 THRU F172-0319</p> |                 |   |                |                |

Instruments (Cont)



172 SERIAL 17254893 THRU 17256512  
 F172 SERIAL F172-0320 THRU F172-0559

Figure 103. Instrument Panel Equipment Installation

| FIGURE AND INDEX NO. | PART NUMBER  | DESCRIPTION  | UNITS PER ASSY | USABLE ON CODE |
|----------------------|--------------|--|----------------|----------------|
|                      |              | <b>1 2 3 4 5 6 7</b>                                   |                |                |
| 103 -                |              | INSTRUMENT PANEL EQUIPMENT INSTALLATION -----          | NP             | A              |
| - 1                  | 0513316-202  | PANEL ASSEMBLY-STATIONARY -----                        | 1              |                |
| - 2                  | 0513316-19   | STIFFENER-INSTRUMENT PANEL -----                       | 1              |                |
| - 3                  | 0513316-5    | STIFFENER-INSTRUMENT PANEL -----                       | 1              |                |
| - 4                  | 0513316-6    | ANGLE-INSTRUMENT PANEL -----                           | 1              |                |
| - 5                  | 0513316-7    | SUPPORT-LH -----                                       | 1              |                |
| - 6                  | 0513316-8    | SUPPORT-RH -----                                       | 1              |                |
| - 7                  | 0513316-9    | MOUNT PLATE -----                                      | 1              |                |
| - 8                  | 0513316-10   | GUSSET -----   | 1              |                |
| - 9                  | 0513316-11   | CHANNEL-CONTROL SUPPORT -----                          | 1              |                |
| -10                  | 0513316-12   | ANGLE -----  | 1              |                |
| -11                  | 0713856-2    | SUPPORT ASSEMBLY-DIODE BOARD -----                     | 1              |                |
| -12                  | 0513390-1    | COVER ASSEMBLY-STATIONARY PANEL LWR SKYHAWK -----      | 1              |                |
|                      | 0513390-6    | COVER ASSEMBLY-STATIONARY PANEL LWR STANDARD 172 ----- | 1              |                |
| -13                  | 0513319-5    | COVER-RADIO -----                                      | 1              |                |
| -14                  | 0513316-16   | SHOCK PANEL -----                                      | 1              |                |
|                      |              | ATTACHING PARTS -----                                  |                |                |
| -15                  | 0411059-3    | MOUNT-SHOCK MAXIMUM QUAN 6 -----                       | 4              |                |
| -16                  | AN936A8      | WASHER -----   | 8              |                |
| -17                  | AN340B8      | NUT -----  | 8              |                |
| -18                  | 0413247      | STRAP-GROUND -----                                     | 1              |                |
|                      |              | -----*   |                |                |
| -19                  | 0513390-11   | COVER-SHOCK PANEL -----                                | 1              |                |
|                      |              | ATTACHING PARTS -----                                  |                |                |
| -20                  | 0513351-1    | SCREW POST -----                                       | 4              |                |
|                      |              | -----*   |                |                |
| -21                  | 0513390-9    | COVER-ENGINE INSTRUMENT -----                          | 1              |                |
|                      |              | ATTACHING PARTS -----                                  |                |                |
| -22                  | 0513351-1    | SCREW POST -----                                       | 4              |                |
| -23                  | AN515-BR10   | SCREW -----  | 4              |                |
| -24                  | AN340B8      | NUT -----  | 4              |                |
| -25                  | NAS430D3-24  | SPACER -----   | 4              |                |
|                      |              | -----*   |                |                |
| -26                  | 0513390-10   | COVER ASSEMBLY-STATIONARY PANEL UPPER -----            | 1              |                |
|                      |              | ATTACHING PARTS -----                                  |                |                |
|                      | 0513393-1    | RETAINER -----   | 1              |                |
|                      | S1023A6-10B  | SCREW -----  | 6              |                |
|                      | S1067B1      | WASHER -----   | 6              |                |
|                      |              | -----*   |                |                |
| -27                  | SEE FIG 107  | MAP BOX & DOOR INSTALLATION -----                      | 1              |                |
| -28                  | 0513311-1    | SUPPORT ASSEMBLY-CONTROL LH -----                      | 1              |                |
| -29                  | 0513311-2    | SUPPORT ASSEMBLY-CONTROL RH -----                      | 1              |                |
|                      |              | ATTACHING PARTS -----                                  |                |                |
|                      | AN515B6R8    | SCREW LH -----   | 4              |                |
|                      | AN340B6      | NUT LH -----   | 4              |                |
|                      | AN515B6R8    | SCREW RH -----   | 4              |                |
|                      | MS21044N06   | NUT RH -----   | 4              |                |
|                      |              | -----*   |                |                |
|                      | 0513056-3    | GROMMET -----  | 2              |                |
| -30                  | 0400210-1    | PLACARD-COMPASS CORRECTION -----                       | 1              |                |
| -31                  |              | PLACARD-CALL NUMBERS -----                             | NP             |                |
| -32                  | C661011-0105 | ALTIMETER-SENSITIVE 20000 FT FEET & INCHES -----       | 1              | B              |
|                      | C661011-0106 | ALTIMETER-SENSITIVE 20000 FT FEET & MILLIBARS -----    | 1              | C              |
|                      | C661012-0101 | ALTIMETER -----  | 1              | B              |
|                      | S1314N1      | ALTIMETER ALTERNATE -----                              | 1              | B              |
|                      |              | ATTACHING PARTS -----                                  |                |                |
|                      | AN515B6R16   | SCREW -----  | 4              |                |
|                      |              | -----*   |                |                |
| -33                  | S1470N9      | INDICATOR-AIR SPEED -----                              | 1              |                |
|                      |              | ATTACHING PARTS -----                                  |                |                |
|                      | AN515B6R16   | SCREW -----  | 4              |                |
|                      |              | -----*   |                |                |
| -34                  | C661010-0102 | TRUE AIRSPEED INDICATOR INSTALLATION -----             | NP             |                |
| -35                  | 0700162-1    | INDICATOR-AIRSPEED -----                               | 1              |                |
|                      |              | RETAINER ASSEMBLY -----                                | 1              |                |
|                      |              | ATTACHING PARTS -----                                  |                |                |
| -36                  | AN515B6R16   | SCREW -----  | 4              |                |
|                      |              | -----*   |                |                |
| -37                  | 0700189-4    | RING ASSEMBLY-TRUE AIRSPEED WEU 0700189-6 -----        | 1              |                |
|                      | 0700189-6    | RING ASSEMBLY-TRUE AIRSPEED -----                      | 1              |                |
| -38                  | 0700162-6    | SPACER -----   | 1              |                |

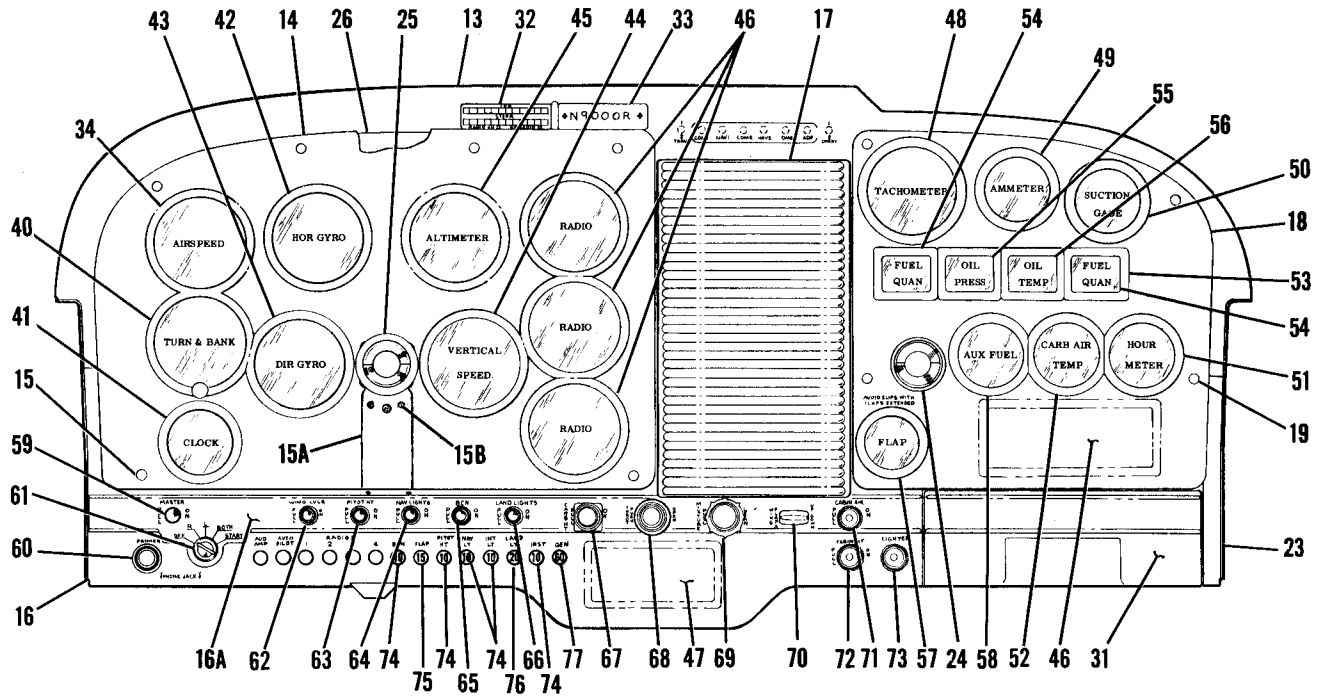
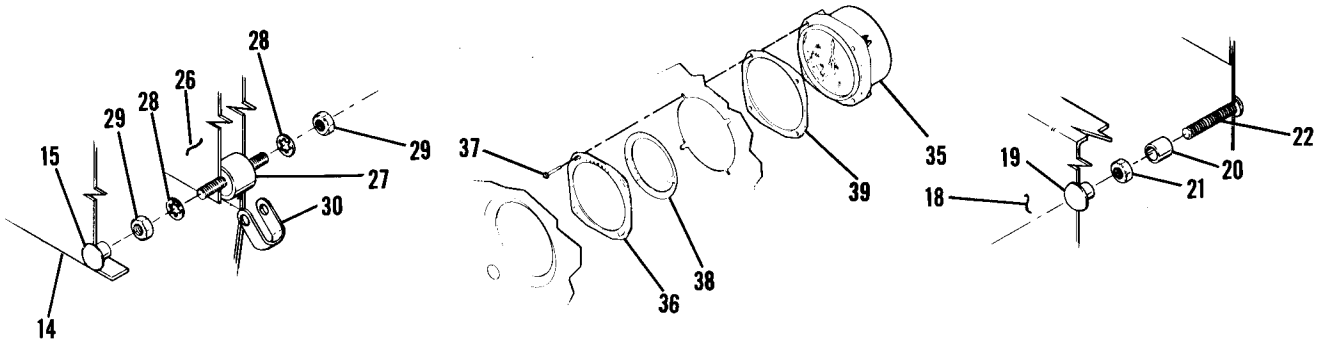
CONTINUED ON NEXT PAGE

| FIGURE AND INDEX NO. | PART NUMBER  | DESCRIPTION   | UNITS PER ASSY | USABLE ON CODE |   |   |
|----------------------|--------------|---|----------------|----------------|---|---|
|                      |              |   |                |                | 1 | 2 |
| 103 -39              | S1305-6      | TACHOMETER -----<br>ATTACHING PARTS -----                         | 1              |                |   |   |
|                      | AN51586R12   | SCREW -----   | 4              |                |   |   |
|                      | AN936A6B     | WASHER -----  | 4              |                |   |   |
|                      | NAS43001-14  | SPACER -----  | 4              |                |   |   |
|                      | NAS395-2-3   | NUT -----   | 4              |                |   |   |
|                      | S1605-3      | *-----<br>SHAFT-TACHOMETER DRIVE -----                            | 1              |                |   |   |
| -40                  | 0513144-18   | PANEL ASSEMBLY-INSTRUMENT GAGES -----<br>ATTACHING PARTS -----    | 1              |                |   |   |
|                      | AN51586R8    | SCREW -----   | 2              |                |   |   |
|                      | NAS43001-9   | SPACER -----  | 2              |                |   |   |
|                      | 0513250-1    | RETAINER -----  | 2              |                |   |   |
|                      | AN340B6      | NUT -----   | 2              |                |   |   |
|                      | AN936A6B     | WASHER -----  | 2              |                |   |   |
|                      |              | *-----  |                |                |   |   |
| -41                  | G441226      | GAGE-FUEL -----   | 2              |                |   |   |
| -42                  | G442754P     | GAGE-OIL TEMPERATURE -----  | 1              |                |   |   |
| -43                  | G444541      | GAGE-OIL PRESSURE -----   | 1              |                |   |   |
| -44                  | 0500118-96   | TUBE ASSEMBLY-OIL PRESSURE GAGE TO FIREWALL -----                 | 1              |                |   |   |
|                      | S1317N1      | CLOCK-ELECTRIC -----<br>ATTACHING PARTS -----                     | 1              |                |   |   |
|                      | AN51586R     | SCREW -----   | 3              |                |   |   |
|                      |              | *-----  |                |                |   |   |
| -45                  | S1413N1      | INDICATOR-TURN & BANK -----                                       | 1              |                |   |   |
|                      | S1302N1      | INDICATOR-TURN & BANK ALTERNATE -----                             | 1              |                |   |   |
|                      | C661003-0201 | TURN COORDINATOR -----<br>ATTACHING PARTS -----                   | 1              | G              |   |   |
|                      | AN51586R-12  | SCREW -----   | 3              |                |   |   |
|                      |              | *-----  |                |                |   |   |
| -46                  | S1304N1      | INDICATOR-VERTICAL SPEED -----                                    | 1              |                |   |   |
|                      | S1392N2      | INDICATOR-VERTICAL SPEED ALTERNATE -----<br>ATTACHING PARTS ----- | 1              |                |   |   |
|                      | AN51586R16   | SCREW -----   | 4              |                |   |   |
|                      |              | *-----  |                |                |   |   |
| -47                  | 782-5        | GAGE-AUXILLARY FUEL JAV -----                                     | 1              |                |   |   |
| -48                  | S1311-1      | GAGE-CARBURETOR AIR TEMPERATURE -----<br>ATTACHING PARTS -----    | 1              |                |   |   |
|                      | AN51586R12   | SCREW -----   | 4              |                |   |   |
|                      | A880-6Z3     | NUT TIN -----   | 4              |                |   |   |
|                      |              | *-----  |                |                |   |   |
| -49                  | S1414-1      | GAGE-SUCTION WEU C668540-0101 -----                               | 1              |                |   |   |
|                      | C668540-0101 | GAGE-SUCTION -----<br>ATTACHING PARTS -----                       | 1              |                |   |   |
|                      | AN51586R12   | SCREW -----   | 4              |                |   |   |
|                      | NAS395-6-3   | NUT -----   | 4              |                |   |   |
|                      |              | *-----  |                |                |   |   |
| -50                  | C661001-0201 | GYRO-HORIZON NEW -----  | 1              |                |   |   |
| -51                  | C661002-0201 | GYRO-DIRECTIONAL NEW -----<br>ATTACHING PARTS -----               | 1              |                |   |   |
|                      | AN51586R6    | SCREW -----   | 4              |                |   |   |
|                      |              | *-----  |                |                |   |   |
| -52                  | S1320-1      | AMMETER ASSEMBLY -----<br>ATTACHING PARTS -----                   | 1              |                |   |   |
|                      | 0513392      | ADAPTER-AMMETER -----   | 1              |                |   |   |
|                      | AN51588R4    | SCREW -----   | 4              |                |   |   |
|                      | MS21044N08   | NUT -----   | 4              |                |   |   |
|                      |              | *-----  |                |                |   |   |
| -53                  | 0713035      | SWITCH-LANDING LIGHT -----  | 1              |                |   |   |
|                      | 0713303-2    | KNOB-LANDING LIGHT SWITCH -----                                   | 1              |                |   |   |
| -54                  | S1239-37     | CONTROL-CABIN AIR -----   | 1              |                |   |   |
| -55                  | S1239-36     | CONTROL-CABIN HEAT -----  | 1              |                |   |   |
| -56                  | S1231-2      | CONTROL-MIXTURE -----   | 1              |                |   |   |
|                      | 0513173-1    | LOCK-MIXTURE CONTROL -----  | 1              |                |   |   |
| -57                  | S1222-15     | CONTROL-THROTTLE -----  | 1              |                |   |   |
|                      | 1213646-2    | WASHER THROTTLE CONTROL -----                                     | 1              |                |   |   |
| -58                  | S1230-7      | CONTROL-CARBURETOR HEAT -----                                     | 1              |                |   |   |
| -59                  | C291502-0102 | PRIMER ASSEMBLY -----   | 1              |                |   |   |
|                      | S1240-5      | KNOB-PRIMER -----   | 1              |                |   |   |
| -60                  | S1239-20     | CONTROL-STRAINER DRAIN -----                                      | 1              |                |   |   |
| -61                  | 0713026-4    | SWITCH-FLASHING BEACON -----                                      | 1              |                |   |   |
|                      | S1416-1      | KNOB-BEACON SWITCH -----  | 1              |                |   |   |

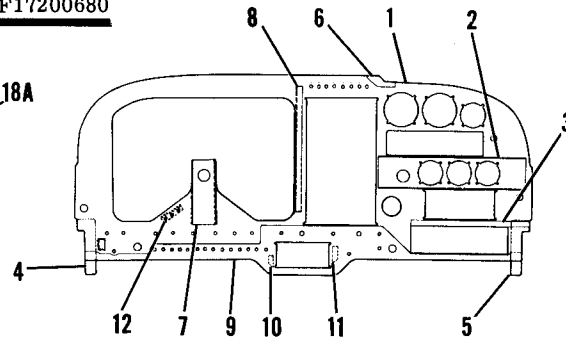
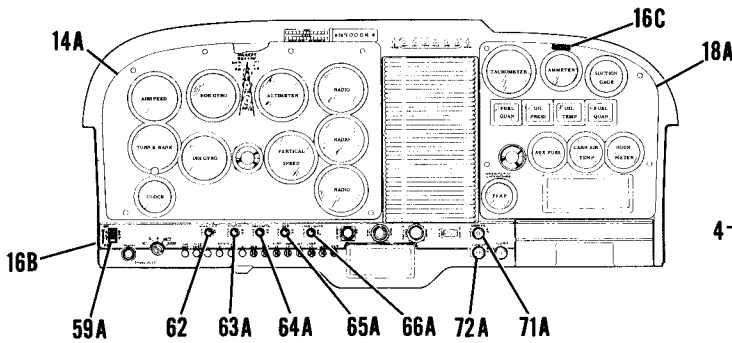
CONTINUED ON NEXT PAGE

| FIGURE AND INDEX NO.   | PART NUMBER    | DESCRIPTION   | UNITS PER ASSY | USABLE ON CODE |
|--|----------------|---|----------------|----------------|
|  |                | <b>1 2 3 4 5 6 7</b>                                  |                |                |
| 103 -62  | 0713026-4      | SWITCH-PITOT HEAT -----                               | 1              |                |
|  | 0713303-2      | KNOB-PITOT HEAT SWITCH -----                          | 1              |                |
| -63  | 0513039-7      | LIGHTER ASSEMBLY-CIGAR -----                          | 1              |                |
|  | L4858-1        | ELEMENT ASSEMBLY CUND -----                           | 1              |                |
|  | S1752-2        | KNOB-CIGAR LIGHTER -----                              | 1              |                |
|  | 60232-1        | CIRCUIT BREAKER-CIGAR LIGHTER CUND -----              | 1              |                |
| -64  | 0513187-5      | CONTROL-STARTER STANDARD 172 ONLY -----               | 1              |                |
|  | 0513142-11     | KNOB-STARTER CONTROL STANDARD 172 ONLY -----          | 1              |                |
| -65  | 0713026-5      | SWITCH-MASTER -----                                   | 1              |                |
|  | 0713303-2      | KNOB-MASTER SWITCH -----                              | 1              |                |
| -66  | 0713026-4      | SWITCH-NAVIGATION LIGHT -----                         | 1              |                |
|  | S1760-1        | KNOB-NAVIGATION LIGHT SWITCH -----                    | 1              |                |
| -67  | S1360-10       | CIRCUIT BREAKER 10 AMP -----                          | 6              |                |
| -68  | S1360-20       | CIRCUIT BREAKER 20 AMP -----                          | 1              |                |
| -69  | S1596-60       | CIRCUIT BREAKER 60 AMP -----                          | 1              | D              |
|  | S1707-60       | CIRCUIT BREAKER 60 AMP -----                          | 1              | E              |
|  | 0470102-1      | BUSHING -----   | 1              | E              |
| -70  | C668001-0103   | INDICATOR-FLAP -----                                  | 1              |                |
|  | S1558-1        | BRACKET-FLAP INDICATOR -----                          | 1              |                |
| -71  | S1661-1        | SWITCH ASSEMBLY-FLAP -----                            | 1              |                |
|  | 0813526-6      | KNOB-FLAP SWITCH -----                                | 1              |                |
|  | S1216-4        | NUT-FLAP SWITCH -----                                 | 1              |                |
| -72  | C292501-0203 * | KIT-IGNITION SWITCH STD 172 WEU C292501-0104 -----    | 1              |                |
|  | C292501-0102 * | KIT-IGNITION SWITCH SKYHAWK -----                     | 1              |                |
|  | 0713221-1      | COVER ASSEMBLY-SWITCH -----                           | 1              |                |
| -73  |                | RADIO INSTALLATION SEE ELECTRONICS MANUAL -----       | NP             |                |
| -74  |                | NAV-O-MATIC INSTALLATION SEE ELECTRONICS MANUAL ----- | NP             |                |
| -75  | 0513390-22     | COVER-LOWER RH -----                                  | 1              |                |
| -76  | C664501-0101   | HOURLY METER -----                                    | 1              | F              |
|  |                | ATTACHING PARTS                                       |                |                |
|  | AN960-6        | WASHER -----  | 8              |                |
|  | AN515-6R6      | SCREW -----   | 4              |                |
|  | MS21044N06     | NUT -----   | 4              |                |
|  |                | -----*  |                |                |
| <p>NOTE. *THIS KIT ALSO INCLUDES TWO DOOR LOCKS &amp; KEYS</p> <p>NOTE □THIS PART NUMBER MUST HAVE A SECOND DASH NUMBER ADDED TO DENOTE COLOR. REFER TO HOW TO ORDER INTERIOR PARTS-PAGE XIX.</p> <p>A---172 SERIAL 17254893 THRU 17256512<br/> F172 SERIAL F172-0320 THRU F172-0559<br/> B---172 SERIAL 17254893 THRU 17256512<br/> C---F172 SERIAL F172-0320 THRU F172-0559<br/> D---172 SERIAL 17254893 THRU 17255270<br/> F172 SERIAL F172-0320 THRU F172-0419<br/> E---172 SERIAL 17255271 THRU 17256512<br/> F172 SERIAL F172-0420 THRU F172-0559<br/> F---172 SERIAL 17256335 THRU 17256512<br/> F172 SERIAL F172-0480 THRU F172-0559<br/> G---F172 SERIAL F172-0432 THRU F172-0435,<br/> F172-0443, F172-0447 THRU F172-0559</p> |                |   |                |                |

Instrument (Cont)



17256513 Thru 17258486  
 F172-0560 Thru F17200680



17258487 THRU 17263458  
 F17200680 THRU F17201234

172 SERIAL 17256513 THRU 17259223  
 F172 SERIAL F172-0560 THRU F17200754

Figure 104. Instrument Panel Equipment Installation

| FIGURE AND INDEX NO. | PART NUMBER | DESCRIPTION  | UNITS PER ASSY | USABLE ON CODE |
|----------------------|-------------|--|----------------|----------------|
|                      |             | <b>1 2 3 4 5 6 7</b>   |                |                |
| 104 -                |             | INSTRUMENT PANEL EQUIPMENT INSTALLATION -----                  | NP             | A              |
| - 1                  | 0513316-203 | PANEL ASSEMBLY-STATIONARY WHEN EXHAUSTED USE 0513316-204 ----- | 1              | E              |
|                      | 0513316-204 | PANEL ASSEMBLY-STATIONARY -----                                | 1              | F              |
| - 2                  | 0513316-5   | STIFFENER -----  | 1              |                |
| - 3                  | 0513316-6   | ANGLE -----  | 1              |                |
| - 4                  | 0513316-7   | SUPPORT-LH -----   | 1              |                |
| - 5                  | 0513316-8   | SUPPORT-RH -----   | 1              |                |
| - 6                  | 0513316-10  | GUSSET -----   | 1              |                |
| - 7                  | 0513316-11  | CHANNEL-CONTROL SUPPORT -----                                  | 1              |                |
| - 8                  | 0513316-12  | ANGLE -----  | 1              |                |
| - 9                  | 0513316-19  | STIFFENER-LOWER PANEL -----                                    | 1              |                |
| -10                  | 0513368-7   | ANGLE-LH -----   | 1              |                |
| -11                  | 0513368-8   | ANGLE-RH -----   | 1              |                |
| -12                  | 0713856-3   | SUPPORT ASSEMBLY -----   | 1              |                |
| -13                  | 0513242-10  | □ COVER ASSEMBLY-STATIONARY PANEL UPPER -----                  | 1              |                |
|                      |             | ATTACHING PARTS -----  |                |                |
|                      | 0513393-1   | RETAINER-UPPER PANEL COVER -----                               | 1              |                |
|                      | S1023A6-10B | SCREW -----  | 6              |                |
|                      | S106781     | WASHER -----   | 6              |                |
|                      |             | -----*-----  |                |                |
| -14                  | 0513242-18  | □ COVER ASSEMBLY-SHOCK PANEL -----                             | 1              | E              |
|                      |             | ATTACHING PARTS -----  |                |                |
| -14A                 | 0513242-26  | □ COVER ASSEMBLY-SHOCK PANEL -----                             | 1              | F              |
|                      | 0513242-27  | COVER-SHOCK PANEL USE WITH NARCO MK12B W/VDA-50M -----         | 1              | F              |
| -15                  | 0513351-1   | SCREW POST -----   | 4              |                |
|                      |             | -----*-----  |                |                |
| -15A                 | 0513062-1   | □ SPLICE PLATE -----   | 1              |                |
|                      | 0513062-2   | □ SPLICE PLATE USED WITH MAP LIGHT INSTALLATION -----          | 1              |                |
|                      |             | ATTACHING PARTS -----  |                |                |
| -15B                 | S1021Z6-8B  | SCREW -----  | 4              |                |
|                      | NAS395-4-3  | NUT -----  | 4              |                |
|                      |             | -----*-----  |                |                |
| -16                  | 0513390-25  | □ COVER ASSEMBLY-STATIONARY PANEL LOWER -----                  | 1              | B              |
|                      | 0513390-27  | □ COVER ASSEMBLY-STATIONARY PANEL LOWER -----                  | 1              | G              |
|                      | 0513390-31  | □ COVER ASSEMBLY-STATIONARY PANEL LOWER -----                  | 1              | F              |
| -16A                 | 0505002-1   | PLACARD ASSEMBLY-LOWER PANEL -----                             | 1              | B              |
|                      | 0513061-3   | PLACARD ASSEMBLY-LOWER PANEL -----                             | 1              | G              |
| -16B                 | 0513061-4   | PLACARD-LOWER PANEL -----                                      | 1              | F              |
| -16C                 | 0505020-2   | PLACARD-MASTER SWITCH -----                                    | 1              |                |
| -17                  | 0513319-5   | □ COVER-RADIO -----  | 1              |                |
| -18                  | 0513390-9   | □ COVER-ENGINE INSTRUMENTS -----                               | 1              |                |
|                      |             | ATTACHING PARTS -----  |                |                |
| -19                  | 0513351-1   | SCREW POST -----   | 4              | G              |
|                      | 0513351-2   | SCREW POST -----   | 4              | F              |
| -20                  | NAS43DD3-24 | SPACER -----   | 4              |                |
| -21                  | AN34088     | NUT -----  | 4              |                |
| -22                  | AN515-8R10  | SCREW -----  | 4              |                |
|                      |             | -----*-----  |                |                |
| -23                  | 0513390-22  | □ COVER-LOWER RH -----   | 1              |                |
|                      |             | ATTACHING PARTS -----  |                |                |
|                      | S1021Z4-6   | SCREW -----  | 3              |                |
|                      |             | -----*-----  |                |                |
| -24                  | 0513311-2   | SUPPORT ASSEMBLY-CONTROL RH -----                              | 1              |                |
| -25                  | 0513311-1   | SUPPORT ASSEMBLY-CONTROL LH -----                              | 1              |                |
|                      |             | ATTACHING PARTS -----  |                |                |
|                      | AN515B6R8   | SCREW -----  | 4              |                |
|                      | MS21044N06  | NUT RH ONLY -----  | 4              |                |
|                      | AN34086     | NUT LH ONLY -----  | 4              |                |
|                      |             | -----*-----  |                |                |
| -26                  | 0513056-3   | GROMMET -----  | 2              |                |
|                      | 0513241-9   | SHOCK PANEL -----  | 1              |                |
|                      |             | ATTACHING PARTS -----  |                |                |
| -27                  | 0411059-1   | MOUNT-SHOCK -----  | 4              |                |
| -28                  | AN936A8     | WASHER -----   | 8              |                |
| -29                  | AN34088     | NUT -----  | 8              |                |
| -30                  | 0413247     | STRAP-GROUND -----   | 1              |                |
|                      |             | -----*-----  |                |                |
| -31                  | SEE FIG 107 | MAP BOX & DOOR INSTALLATION -----                              | 1              |                |
| -32                  | 0400210-1   | PLACARD-COMPASS CORRECTION -----                               | 1              |                |
| -33                  |             | PLACARD-CALL NUMBERS -----                                     | NP             |                |
| -34                  | S1470N9     | INDICATOR-AIR SPEED -----                                      | 1              |                |
|                      |             | ATTACHING PARTS -----  |                |                |
|                      | AN515B6R16  | SCREW -----  | 4              |                |
|                      |             | -----*-----  |                |                |

CONTINUED ON NEXT PAGE

| FIGURE AND INDEX NO. | PART NUMBER  | DESCRIPTION  | UNITS PER ASSY | USABLE ON CODE |
|----------------------|--------------|--|----------------|----------------|
| 104 -                |              | TRUE AIRSPEED INDICATOR INSTALLATION -----                   | NP             |                |
| -35                  | C661010-0102 | INDICATOR-AIRSPEED -----                                     | 1              |                |
| -36                  | 0700162-1    | RETAINER ASSEMBLY -----                                      | 1              |                |
|                      |              | ATTACHING PARTS -----  |                |                |
| -37                  | AN51586R16   | SCREW -----  | 4              |                |
|                      |              | -----*   |                |                |
| -38                  | 0700189-4    | RING ASSEMBLY-TRUE AIRSPEED -----                            | 1              |                |
| -39                  | 0700162-6    | SPACER -----   | 1              |                |
| -40                  | S1302N1      | INDICATOR-TURN & BANK -----                                  | 1              |                |
|                      | S1413N1      | INDICATOR-TURN & BANK ALT -----                              | 1              |                |
|                      | C661003-0501 | TURN COORDINATOR -----                                       | 1              |                |
|                      |              | ATTACHING PARTS -----  |                |                |
|                      | AN51586R12   | SCREW -----  | 2              |                |
|                      |              | -----*   |                |                |
|                      | 35060-0014   | TURN COORDINATOR ARC NAV-O-MATIC -----                       | 1              |                |
|                      |              | ATTACHING PARTS -----  |                |                |
|                      | AN515-6R14   | SCREW -----  | 4              |                |
|                      | MS21044N06   | NUT -----  | 4              |                |
|                      |              | -----*   |                |                |
|                      | 2904-1       | TURN COORDINATOR BTID WING LEVELER -----                     | 1              |                |
|                      |              | ATTACHING PARTS -----  |                |                |
|                      | AN51586R12   | SCREW -----  | 3              |                |
|                      | AN34086      | NUT -----  | 3              |                |
|                      | AN936A68     | WASHER -----   | 3              |                |
|                      |              | -----*   |                |                |
| -41                  | S1317N2      | CLOCK-ELECTRIC -----   | 1              |                |
|                      |              | ATTACHING PARTS -----  |                |                |
|                      | AN51586R10   | SCREW -----  | 3              |                |
|                      |              | -----*   |                |                |
| -42                  | C661001-0501 | GYRO-HORIZON -----   | 1              |                |
|                      | C661001-0502 | GYRO-HORIZON ALT -----                                       | 1              |                |
|                      | C661001-0503 | GYRO-HORIZON ALT -----                                       | 1              |                |
|                      | C661001-0504 | GYRO-HORIZON ALT -----                                       | 1              |                |
|                      |              | ATTACHING PARTS -----  |                |                |
|                      | AN51586R6    | SCREW -----  | 4              |                |
|                      |              | -----*   |                |                |
|                      | 37570-0001   | GYRO-HORIZON ARC NAV-O-MATIC -----                           | 1              |                |
|                      |              | ATTACHING PARTS -----  |                |                |
|                      | AN5156R10    | SCREW -----  | 3              |                |
|                      |              | -----*   |                |                |
| -43                  | C661002-0501 | GYRO-DIRECTIONAL -----                                       | 1              |                |
|                      | C661002-0301 | GYRO-DIRECTIONAL ALT -----                                   | 1              |                |
|                      | C661002-0503 | GYRO-DIRECTIONAL ALT -----                                   | 1              |                |
|                      | C661002-0504 | GYRO-DIRECTIONAL ALT -----                                   | 1              |                |
|                      |              | ATTACHING PARTS -----  |                |                |
|                      | AN51586R6    | SCREW -----  | 4              |                |
|                      |              | -----*   |                |                |
|                      | 30370-0100   | GYRO-DIRECTIONAL ARC NAV-O-MATIC -----                       | 1              |                |
|                      |              | ATTACHING PARTS -----  |                |                |
|                      | AN515-6R10   | SCREW -----  | 3              |                |
|                      |              | -----*   |                |                |
| -44                  | S1304N1      | INDICATOR-VERTICAL SPEED -----                               | 1              |                |
|                      | S1392N2      | INDICATOR-VERTICAL SPEED ALT -----                           | 1              |                |
|                      |              | ATTACHING PARTS -----  |                |                |
|                      | AN51586R16   | SCREW -----  | 4              |                |
|                      |              | -----*   |                |                |
| -45                  | C661012-0101 | ALTIMETER -----  | 1              | A              |
|                      | S1314N1      | ALTIMETER ALTERNATE -----                                    | 1              | A              |
|                      | C661011-0105 | ALTIMETER-SENSITIVE FEET & INCHES -----                      | 1              | A              |
|                      | C661011-0106 | ALTIMETER-SENSITIVE FEET & MILLIBARS -----                   | 1              | D              |
|                      |              | ATTACHING PARTS -----  |                |                |
|                      | AN51586R16   | SCREW -----  | 4              |                |
|                      |              | -----*   |                |                |
| -46                  |              | RADIO INSTALLATION SEE CESSNA ELECTRONICS MANUAL -----       | NP             |                |
| -47                  |              | NAV-O-MATIC INSTALLATION SEE CESSNA ELECTRONICS MANUAL ----- | NP             |                |
| -48                  | S1305N6      | TACHOMETER -----   | 1              |                |
|                      |              | ATTACHING PARTS -----  |                |                |
|                      | AN51586R12   | SCREW -----  | 4              |                |
|                      | AN936A68     | WASHER -----   | 4              |                |
|                      | NAS430D1-14  | SPACER -----   | 4              |                |
|                      | MS21044N06   | NUT -----  | 4              |                |
|                      |              | -----*   |                |                |

CONTINUED ON NEXT PAGE



| FIGURE AND INDEX NO. | PART NUMBER  | DESCRIPTION   | UNITS PER ASSY | USABLE ON CODE |
|----------------------|--------------|---|----------------|----------------|
| 104 -                | S1605-8      | SHAFT-TACHOMETER DRIVE -----                          | 1              |                |
| -49                  | S1320-1      | AMMETER -----   | 1              |                |
|                      | 0513392-1    | ATTACHING PARTS -----                                 |                |                |
|                      | AN51588R4    | ADAPTER-AMMETER GAGE -----                            | 1              |                |
|                      | MS21044N08   | SCREW -----   | 4              |                |
|                      |              | NUT -----   | 4              |                |
|                      |              | ---*---   |                |                |
| -50                  | S1414-1      | GAGE-SUCTION WEU C668540-0101 -----                   | 1              |                |
|                      | C668540-0101 | GAGE-SUCTION -----                                    | 1              |                |
|                      |              | ATTACHING PARTS -----                                 |                |                |
|                      | AN51586R12   | SCREW -----   | 4              |                |
|                      |              | ---*---   |                |                |
| -51                  | C664501-0101 | GAGE-HOURLMETER -----                                 | 1              |                |
|                      |              | ATTACHING PARTS -----                                 |                |                |
|                      | AN515-6R6    | SCREW -----   | 4              |                |
|                      | AN960-6      | WASHER -----  | 8              |                |
|                      | MS21044N06   | NUT -----   | 4              |                |
|                      |              | ---*---   |                |                |
| -52                  | S1311N1      | GAGE-CARBURETOR AIR TEMPERATURE -----                 | 1              |                |
|                      |              | ATTACHING PARTS -----                                 |                |                |
|                      | AN51586R12   | SCREW -----   | 4              |                |
|                      | AN34086      | NUT -----   | 4              |                |
|                      |              | ---*---   |                |                |
| -53                  | C669507-0101 | INSTRUMENT CLUSTER -----                              | 1              | H              |
|                      | C669507-0102 | INSTRUMENT CLUSTER -----                              | 1              | D              |
|                      |              | ATTACHING PARTS -----                                 |                |                |
|                      | 0513250-1    | RETAINER -----  | 2              |                |
|                      | AN51586R8    | SCREW -----   | 2              |                |
|                      | NAS430D1-9   | SPACER -----  | 2              |                |
|                      | AN936A6B     | WASHER -----  | 4              |                |
|                      | AN34086      | NUT -----   | 2              |                |
|                      |              | ---*---   |                |                |
| -54                  | 441361       | GAGE-FUEL SW -----                                    | 2              |                |
| -55                  | 444649       | GAGE-OIL PRESS SW -----                               | 1              |                |
| -56                  | 442818       | GAGE-OIL TEMPERATURE SW -----                         | 1              |                |
|                      | 426537       | LENS-INSTRUMENT CLUSTER SW -----                      | 1              |                |
|                      | 0500118-96   | TUBE ASSEMBLY-OIL PRESSURE GAGE TO FIREWALL -----     | 1              |                |
| -57                  | C668001-0103 | INDICATOR-FLAP -----                                  | 1              |                |
|                      | 0513392-3    | SPACER -----  | 1              |                |
|                      | S1558-1      | BRACKET ASSEMBLY -----                                | 1              |                |
| -58                  | 782-5        | GAGE-AUXILIARY FUEL JAV -----                         | 1              |                |
| -59                  | 0713026-5    | SWITCH-MASTER -----                                   | 1              |                |
|                      | S1760-3      | KNOB-MASTER SWITCH -----                              | 1              |                |
|                      | 0770719-1    | DIODE ASSEMBLY MASTER SWITCH -----                    | 1              | B              |
|                      | 0770719-2    | DIODE ASSEMBLY MASTER SWITCH -----                    | 1              | C              |
| -59A                 | S1994-1-1    | SWITCH-MASTER -----                                   | 1              | F              |
|                      | 0770719-2    | DIODE MASTER SWITCH -----                             | 1              | F              |
| -60                  | C291502-0102 | PRIMER ASSEMBLY WHEN EXHAUSTED USE C291502-0101 ----- | 1              | G              |
|                      | S1752-1      | KNOB-PRIMER -----                                     | 1              |                |
|                      | C291502-0101 | PRIMER ASSEMBLY -----                                 | 1              | E              |
|                      | S1752-1      | KNOB-PRIMER -----                                     | 1              | E              |
|                      | C291502-0103 | PRIMER ASSEMBLY -----                                 | 1              | F              |
|                      | S1974-1      | KNOB-PRIMER -----                                     | 1              | F              |
| -61                  | C292501-0102 | * KIT-IGNITION SWITCH WEU C292501-0104 -----          | 1              |                |
| -62                  | SEE FIG 151  | WING LEVELER INSTALLATION -----                       | 1              |                |
| -63                  | 0713026-4    | SWITCH-PITOT HEAT -----                               | 1              |                |
|                      | S1760-1      | KNOB-PITOT SWITCH -----                               | 1              | E              |
| -63A                 | S1981-1      | KNOB ASSEMBLY-PITOT SWITCH -----                      | 1              | F              |
| -64                  | 0713026-4    | SWITCH-NAVIGATION LIGHT -----                         | 1              |                |
|                      | S1760-1      | KNOB-NAVIGATION SWITCH -----                          | 1              | E              |
| -64A                 | S1981-1      | KNOB ASSEMBLY-NAVIGATION SWITCH -----                 | 1              | F              |
| -65                  | 0713026-4    | SWITCH-BEACON LIGHT -----                             | 1              |                |
|                      | S1760-1      | KNOB-BEACON SWITCH -----                              | 1              | E              |
| -65A                 | S1981-1      | KNOB ASSEMBLY-BEACON SWITCH -----                     | 1              | F              |
| -66                  | 0713035-1    | SWITCH-LANDLIGHTS -----                               | 1              |                |
|                      | S1760-1      | KNOB-LANDLIGHTS SWITCH -----                          | 1              | E              |
| -66A                 | S1981-1      | KNOB ASSEMBLY-LANDING LIGHT SWITCH -----              | 1              | F              |
| -67                  | S1230-15     | CONTROL-CARBURETOR HEAT -----                         | 1              | A              |
|                      | S1230-17     | CONTROL-CARBURETOR HEAT -----                         | 1              | D              |
| -68                  | S1222-20     | CONTROL-THROTTLE WEU S1222-20A -----                  | 1              | J              |
|                      | S1222-20A    | CONTROL-THROTTLE WEU C299505-0102 -----               | 1              | K              |
|                      | C299505-0102 | CONTROL-THROTTLE -----                                | 1              | K              |
|                      | S1222-21     | CONTROL-THROTTLE WEU C299505-0203 -----               | 1              | D              |
|                      | C299505-0203 | CONTROL-THROTTLE -----                                | 1              | D              |
|                      | 1213646-2    | WASHER -----  | 1              |                |

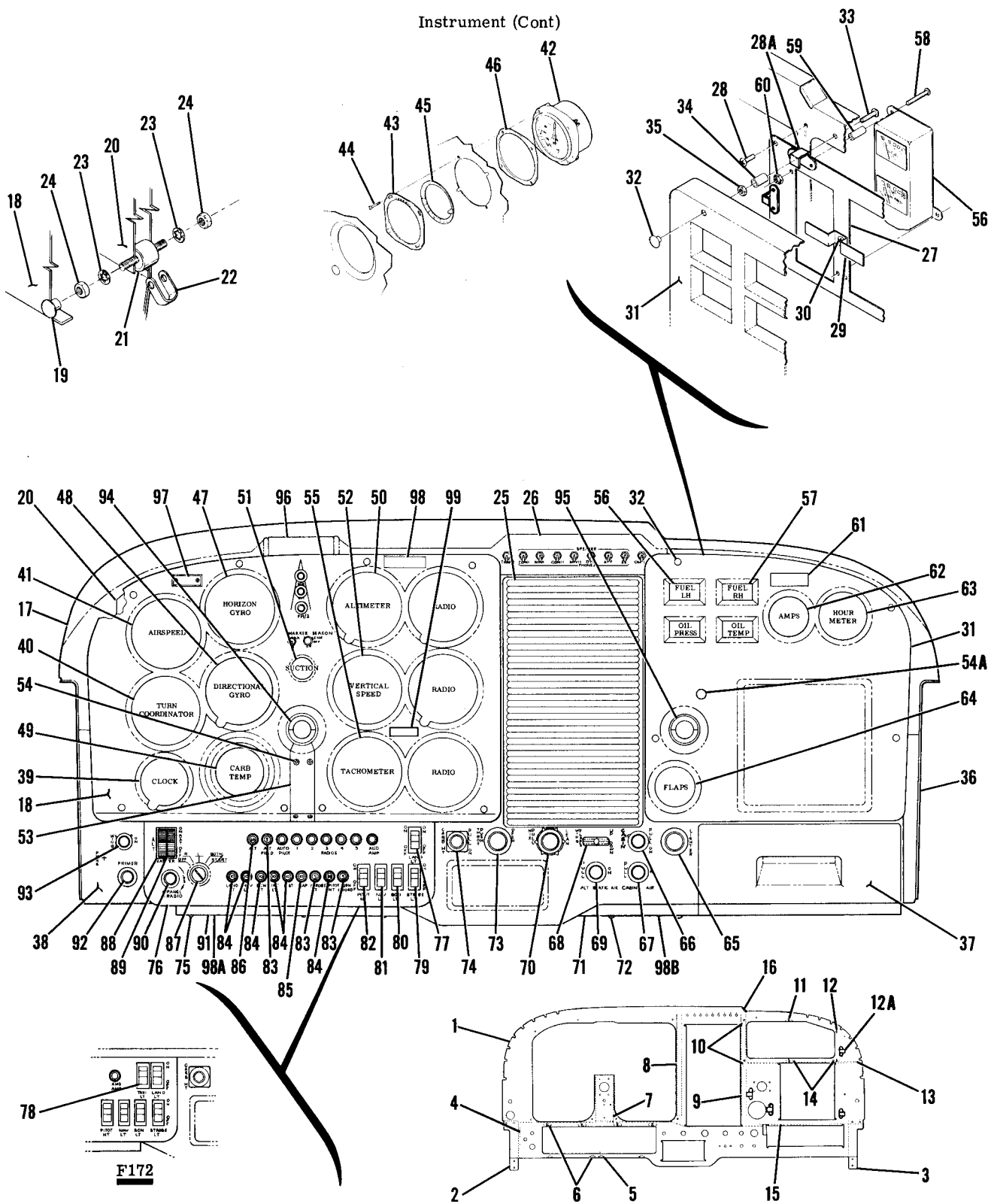
CONTINUED ON NEXT PAGE

| FIGURE AND INDEX NO.  | PART NUMBER | DESCRIPTION                         | UNITS PER ASSY | USABLE ON CODE |
|---|-------------|-------------------------------------|----------------|----------------|
|   |             |                                     |                |                |
| 104 -69   | S1777-3     | CONTROL-MIXTURE -----               | 1              | A              |
|   | S1777-4     | CONTROL-MIXTURE -----               | 1              | D              |
| -70   | S1661-1     | SWITCH-FLAP -----                   | 1              |                |
|   | S1771-1     | KNOB-FLAP SWITCH -----              | 1              |                |
|   | S1216-4     | NUT-FLAP SWITCH -----               | 1              |                |
| -71   | S1239-37    | CONTROL ASSEMBLY-CABIN AIR -----    | 1              | E              |
| -71A  | S1239-47    | CONTROL ASSEMBLY-CABIN AIR -----    | 1              | F              |
| -72   | S1239-36    | CONTROL ASSEMBLY-CABIN HEAT -----   | 1              | E              |
| -72A  | S1239-48    | CONTROL ASSEMBLY-CABIN HEAT -----   | 1              | F              |
| -73   | 0513039-7   | LIGHTER ASSEMBLY-CIGAR -----        | 1              |                |
|   | L4858-1     | ELEMENT ASSEMBLY CUNO -----         | 1              |                |
|   | S1752-2     | KNOB-CIGAR LIGHTER -----            | 1              | E              |
|   | S1982-1     | KNOB-CIGAR LIGHTER -----            | 1              | F              |
|   | 60232-1     | CIRCUIT BREAKER-CIGAR LIGHTER ----- | 1              |                |
| -74   | S1360-10    | CIRCUIT BREAKER 10 AMP -----        | 5              |                |
| -75   | S1360-15    | CIRCUIT BREAKER 15 AMP -----        | 1              |                |
| -76   | S1360-20    | CIRCUIT BREAKER 20 AMP -----        | 1              |                |
| -77   | S1596-60    | CIRCUIT BREAKER 60 AMP -----        | 1              |                |
| <p>NOTE. □THIS PART NUMBER MUST HAVE A SECOND DASH NUMBER TO DENOTE COLOR. REFER TO HOW TO ORDER INTERIOR PARTS-PAGE XIX.</p> <p>NOTE. *THIS KIT ALSO INCLUDES TWO DOOR LOCKS &amp; KEYS</p> <p>A---172 SERIAL 17256513 THRU 17259223<br/>                     F172 SERIAL F172-0560 THRU F17200754<br/>                     B---172 SERIAL 17256513 THRU 17257161<br/>                     C---172 SERIAL 17257162 THRU 17259223<br/>                     F172 SERIAL F172-0560 THRU F17200754<br/>                     D---F172 SERIAL F172-0560 THRU F17200754<br/>                     E---172 SERIAL 17256513 THRU 17258486<br/>                     F172 SERIAL F172-0560 THRU F172-0654<br/>                     F---172 SERIAL 17258487 THRU 17259223<br/>                     F172 SERIAL F17200655 THRU F17200754<br/>                     G---172 SERIAL 17257162 THRU 17258486<br/>                     F172 SERIAL F172-0560 THRU F172-0654<br/>                     H---172 SERIAL 17256513 THRU 17259223<br/>                     J---172 SERIAL 17256513 THRU 17258534<br/>                     K---172 SERIAL 17258535 THRU 17259223</p> |             |                                     |                |                |

| FIGURE AND INDEX NO. | PART NUMBER | DESCRIPTION   | UNITS PER ASSY | USABLE ON CODE |
|----------------------|-------------|---|----------------|----------------|
|                      |             | <b>1 2 3 4 5 6 7</b>  |                |                |
| 105 -                |             | INSTRUMENT PANEL EQUIPMENT INSTALLATION -----               | NP             | A              |
| - 1                  | 0513070-200 | PANEL ASSEMBLY-STATIONARY -----                             | 1              | D              |
|                      |             | PANEL ASSEMBLY-STATIONARY -----                             | NP             | E              |
| - 2                  | 0513068-1   | SUPPORT-LH -----  | 1              |                |
| - 3                  | 0513068-2   | SUPPORT-RH -----  | 1              |                |
| - 4                  | 0513069-1   | STIFFENER ASSEMBLY -----                                    | 1              | D              |
|                      | 0513069-3   | STIFFENER ASSEMBLY -----                                    | 1              | E              |
| - 5                  | NAS680A3    | NUTPLATE -----  | 1              |                |
| - 6                  | NAS680A08   | NUTPLATE -----  | 7              |                |
| - 7                  | 0513067-1   | SUPPORT-COLUMN -----  | 1              | D              |
|                      | 0513067-2   | SUPPORT-COLUMN -----  | 1              | E              |
| - 8                  | 0513316-12  | ANGLE -----   | 1              |                |
| - 9                  | 0513066-1   | STIFFENER ASSEMBLY -----                                    | 1              |                |
| -10                  | NAS682A08   | NUTPLATE -----  | 2              |                |
| -11                  | NAS680A08   | NUTPLATE -----  | 1              |                |
| -12                  | NAS682A08   | NUTPLATE -----  | 1              |                |
| -12A                 | 0413522-2   | BRACKET -----   | 4              | E              |
| -13                  | 0513066-3   | STIFFENER ASSEMBLY -----                                    | 1              |                |
| -14                  | NAS680A08   | NUTPLATE -----  | 2              |                |
| -15                  | 0513316-6   | ANGLE -----   | 1              |                |
| -16                  | 0513078-1   | GUSSET -----  | 1              |                |
| -17                  | 0515003-2   | EYEBROW-INSTRUMENT PANEL -----                              | 1              |                |
|                      |             | ATTACHING PARTS   |                |                |
|                      | S1021Z4-6   | SCREW -----   | 6              |                |
|                      |             | -----*  |                |                |
| -18                  | 0513077-1   | COVER-SHOCK PANEL -----                                     | 1              | D              |
|                      | 0513077-20  | COVER-SHOCK PANEL -----                                     | 1              | N              |
|                      | 0513077-21  | COVER ASSY-SHOCK PANEL USE WITH NARCO MK12B W/VOA-50M ----- | 1              | N              |
|                      | 0513445-5   | COVER ASSY-SHOCK PANEL -----                                | 1              | P              |
|                      |             | ATTACHING PARTS   |                |                |
| -19                  | 0513351-1   | SCREW POST -----  | 4              | D              |
|                      |             | -----*  |                |                |
| -20                  | 0513071-5   | SHOCK PANEL -----   | 1              | D              |
|                      | 0513071-7   | SHOCK PANEL -----   | 1              | E              |
|                      |             | ATTACHING PARTS   |                |                |
| -21                  | 0411059-3   | MOUNT -----   | 4              | D              |
|                      | 0413523-4   | MOUNT -----   | 4              | N              |
|                      | 0413523-4   | MOUNT -----   | 4              | P              |
| -22                  | 0413247     | GROUND STRAP -----  | 1              |                |
| -23                  | AN936A8     | WASHER -----  | 8              |                |
| -24                  | AN34088     | NUT -----   | 8              | V              |
|                      | MS25082B2   | NUT -----   | 8              | P              |
|                      |             | -----*  |                |                |
| -25                  | 0513319-5   | COVER-RADIO -----   | 1              | D              |
|                      | 0413527-4   | COVER-RADIO -----   | 1              | N              |
|                      | 0413531-4   | COVER-RADIO -----   | 1              | P              |
|                      | 0413532-2   | TRIM-RADIO COVER -----                                      | AR             | E              |
| -26                  | 0513423-2   | PANEL COVER-RADIO SWITCH -----                              | 1              | V              |
|                      | 0513446-1   | PANEL COVER-RADIO SWITCH -----                              | 1              | P              |
| -27                  | 0513072-3   | ADAPTER PLATE-CLUSTER GAGE -----                            | 1              | D              |
|                      | D513072-2   | ADAPTER PLATE-CLUSTER GAGE -----                            | 1              | E              |
|                      |             | ATTACHING PARTS   |                |                |
| -28                  | AN515-8R8   | SCREW -----   | 6              |                |
|                      |             | -----*  |                |                |
| -28A                 | 0413522-3   | BRACKET -----   | 1              | E              |
|                      | 0413522-2   | SHOCK PANEL -----   | 2              | E              |
| -29                  | 0513427-1   | RETAINER -----  | 1              |                |
|                      |             | ATTACHING PARTS   |                |                |
| -30                  | AN515-6R8   | SCREW -----   | 1              |                |
|                      | MS21044N06  | NUT -----   | 1              |                |
|                      |             | -----*  |                |                |
| -31                  | 0513077-4   | COVER-RH -----  | 1              | D              |
|                      | 0513077-22  | COVER ASSY-STATIONARY PANEL -----                           | 1              | N              |
|                      | 0513445-1   | COVER ASSY-STATIONARY PANEL -----                           | 1              | P              |
|                      |             | ATTACHING PARTS   |                |                |
| -32                  | 0513351-1   | SCREW POST -----  | 4              | D              |
| -33                  | AN515-8R10  | SCREW -----   | 4              | D              |
| -34                  | NAS43003-24 | SPACER -----  | 4              | D              |
| -35                  | AN34088     | NUT -----   | 4              | D              |
|                      |             | -----*  |                |                |
| -36                  | 0513077-8   | COVER-LWR RH -----  | 1              |                |
| -37                  | SEE FIG 107 | MAP BOX & DOOR INSTALLATION -----                           | 1              |                |
| -38                  | 0513077-10  | COVER-LOWER LH -----  | 1              | D              |
|                      | 0513077-2   | COVER-LOWER LH -----  | 1              | E              |

CONTINUED ON NEXT PAGE

Instrument (Cont)



172 SERIAL 17259224 THRU 17261898  
 F172 SERIAL F17200755 THRU F17201034

Figure 105. Instrument Panel Equipment Installation

| FIGURE AND INDEX NO. | PART NUMBER      | DESCRIPTION                                       |   |   |   |   |   |   | UNITS PER ASSY | USABLE ON CODE |
|----------------------|------------------|---|---|---|---|---|---|---|----------------|----------------|
|                      |                  | 1   | 2 | 3 | 4 | 5 | 6 | 7 |                |                |
| 105 -39              | S1317N2          | CLOCK-ELECTRIC WEU C664508-0101 -----             |   |   |   |   |   |   | 1              | K              |
|                      | C664508-0101     | CLOCK-ELECTRIC -----                              |   |   |   |   |   |   | 1              | H              |
|                      | AN515-6R10       | ATTACHING PARTS                                   |   |   |   |   |   |   |                |                |
|                      |                  | SCREW -----                                       |   |   |   |   |   |   | 3              |                |
|                      |                  | -----*  |   |   |   |   |   |   |                |                |
| -40                  | S1413N1          | INDICATOR-TURN & BANK WEU S1413N2 -----           |   |   |   |   |   |   | 1              | K              |
|                      | S1413N2          | INDICATOR-TURN & BANK -----                       |   |   |   |   |   |   | 1              | H              |
|                      | C661003-0501     | TURN COORDINATOR WEU C661003-0504 -----           |   |   |   |   |   |   | 1              | K              |
|                      | C661003-0504     | TURN COORDINATOR -----                            |   |   |   |   |   |   | 1              | H              |
|                      |                  | ATTACHING PARTS                                   |   |   |   |   |   |   |                |                |
|                      |                  | SCREW -----                                       |   |   |   |   |   |   | 3              |                |
|                      |                  | -----*  |   |   |   |   |   |   |                |                |
|                      | 35060-0014       | TURN COORDINATOR ARC NAV-O-MATIC -----            |   |   |   |   |   |   | 1              | K              |
|                      | 35060-0114       | TURN COORDINATOR ARC NAV-O-MATIC -----            |   |   |   |   |   |   | 1              | H              |
|                      |                  | ATTACHING PARTS                                   |   |   |   |   |   |   |                |                |
|                      |                  | SCREW -----                                       |   |   |   |   |   |   | 4              |                |
|                      | AN515-6R14       |   |   |   |   |   |   |   |                |                |
|                      | MS21044N06       | NUT -----   |   |   |   |   |   |   | 4              |                |
|                      |                  | -----*  |   |   |   |   |   |   |                |                |
| -41                  | S1470N9          | INDICATOR-AIRSPPEED WEU C661060-0103 -----        |   |   |   |   |   |   | 1              | S              |
|                      | C661060-0103     | INDICATOR-AIRSPPEED -----                         |   |   |   |   |   |   | 1              | T              |
|                      | C661060-0109     | INDICATOR-AIRSPPEED -----                         |   |   |   |   |   |   | 1              | P              |
|                      |                  | ATTACHING PARTS                                   |   |   |   |   |   |   |                |                |
|                      |                  | SCREW -----                                       |   |   |   |   |   |   | 4              |                |
|                      |                  | -----*  |   |   |   |   |   |   |                |                |
|                      |                  | TRUE AIRSPEED INDICATOR INSTALLATION -----        |   |   |   |   |   |   | NP             |                |
| -42                  | C661010-0102     | INDICATOR-AIRSPPEED WEU C661061-0103 -----        |   |   |   |   |   |   | 1              | S              |
|                      | C661061-0103     | INDICATOR-AIRSPPEED -----                         |   |   |   |   |   |   | 1              | T              |
|                      | C661061-0106     | INDICATOR-AIRSPPEED -----                         |   |   |   |   |   |   | 1              | P              |
| -43                  | 0700162-1        | RETAINER -----                                    |   |   |   |   |   |   | 1              |                |
|                      |                  | ATTACHING PARTS                                   |   |   |   |   |   |   |                |                |
| -44                  | AN515B6R16       | SCREW -----                                       |   |   |   |   |   |   | 4              |                |
|                      |                  | -----*  |   |   |   |   |   |   |                |                |
| -45                  | 0700189-6        | RING ASSEMBLY-TRUE AIRSPEED -----                 |   |   |   |   |   |   | 1              |                |
|                      | 0700162-6        | SPACER -----                                      |   |   |   |   |   |   | 1              |                |
| -46                  | C661001-0505 **  | GYRO-HORIZON WEU C661076-0104 -----               |   |   |   |   |   |   | 1              | K              |
|                      | C661076-0104 **  | GYRO-HORIZON -----                                |   |   |   |   |   |   | 1              | H              |
| -47                  | C661001-0504 **  | GYRO-HORIZON ALT WEU C661076-0103 -----           |   |   |   |   |   |   | 1              | K              |
|                      | C661076-0103 **  | GYRO-HORIZON ALT -----                            |   |   |   |   |   |   | 1              | H              |
|                      | C661001-0503 **  | GYRO-HORIZON ALT WEU C661076-0102 -----           |   |   |   |   |   |   | 1              | K              |
|                      | C661076-0102 **  | GYRO-HORIZON ALT -----                            |   |   |   |   |   |   | 1              | H              |
|                      | C661001-0502 **  | GYRO-HORIZON ALT WEU C661076-0101 -----           |   |   |   |   |   |   | 1              | K              |
|                      | C661076-0101 **  | GYRO-HORIZON ALT -----                            |   |   |   |   |   |   | 1              | H              |
|                      |                  | ATTACHING PARTS                                   |   |   |   |   |   |   |                |                |
|                      | AN515B6R6        | SCREW -----                                       |   |   |   |   |   |   | 4              |                |
|                      |                  | -----*  |   |   |   |   |   |   |                |                |
|                      | 37570-0001       | GYRO-HORIZON NAV-O-MATIC WEU 37570-0103 -----     |   |   |   |   |   |   | 1              | K              |
|                      | 37570-0105       | GYRO-HORIZON ARC NAV-O-MATIC -----                |   |   |   |   |   |   | 1              | H              |
|                      |                  | ATTACHING PARTS                                   |   |   |   |   |   |   |                |                |
|                      |                  | SCREW -----                                       |   |   |   |   |   |   | 3              |                |
|                      |                  | -----*  |   |   |   |   |   |   |                |                |
| -48                  | C661002-0505 *** | GYRO-DIRECTIONAL WEU C661075-0102 -----           |   |   |   |   |   |   | 1              | K              |
|                      | C661075-0102 *** | GYRO-DIRECTIONAL -----                            |   |   |   |   |   |   | 1              | H              |
|                      | C661002-0506 *** | GYRO-DIRECTIONAL ALT WEU C661075-0103 -----       |   |   |   |   |   |   | 1              | K              |
|                      | C661075-0103 *** | GYRO-DIRECTIONAL ALT -----                        |   |   |   |   |   |   | 1              | H              |
|                      | C661002-0504 *** | GYRO-DIRECTIONAL ALT WEU C661075-0101 -----       |   |   |   |   |   |   | 1              | K              |
|                      | C661075-0101 *** | GYRO-DIRECTIONAL ALT -----                        |   |   |   |   |   |   | 1              | H              |
|                      | C661002-0301 *** | GYRO-DIRECTIONAL ALT WEU C661075-0104 -----       |   |   |   |   |   |   | 1              | K              |
|                      | C661075-0104 *** | GYRO-DIRECTIONAL -----                            |   |   |   |   |   |   | 1              | H              |
|                      | C661075-0105 *** | GYRO-DIRECTIONAL A.I.M. 200H -----                |   |   |   |   |   |   | 1              | W              |
|                      |                  | ATTACHING PARTS                                   |   |   |   |   |   |   |                |                |
|                      |                  | SCREW -----                                       |   |   |   |   |   |   | 3              |                |
|                      |                  | -----*  |   |   |   |   |   |   |                |                |
|                      | 30370-0100       | GYRO-DIRECTIONAL WEU 30370-0102 -----             |   |   |   |   |   |   | 1              | K              |
|                      | 30370-0102       | GYRO-DIRECTIONAL WEU 40760-0104 -----             |   |   |   |   |   |   | 1              | N              |
|                      | 40760-0104       | GYRO-DIRECTIONAL -----                            |   |   |   |   |   |   | 1              | P              |
|                      |                  | ATTACHING PARTS                                   |   |   |   |   |   |   |                |                |
|                      |                  | SCREW -----                                       |   |   |   |   |   |   | 3              |                |
|                      |                  | -----*  |   |   |   |   |   |   |                |                |
| -49                  | S1311-1          | GAGE-CARBURETOR AIR TEMPERATURE WEU S1311-3 ----- |   |   |   |   |   |   | 1              | K              |
|                      | S1311-3          | GAGE-CARBURETOR AIR TEMPERATURE -----             |   |   |   |   |   |   | 1              | H              |
|                      |                  | ATTACHING PARTS                                   |   |   |   |   |   |   |                |                |
|                      |                  | SCREW -----                                       |   |   |   |   |   |   | 4              |                |
|                      | AN515B6R12       |   |   |   |   |   |   |   |                |                |
|                      | NAS395-2-3       | NUT -----   |   |   |   |   |   |   | 4              |                |
|                      |                  | -----*  |   |   |   |   |   |   |                |                |

CONTINUED ON NEXT PAGE



| FIGURE AND INDEX NO. | PART NUMBER  | DESCRIPTION   |  |   |   |   |   |   | UNITS PER ASSY | USABLE ON CODE |
|----------------------|--------------|---|--|---|---|---|---|---|----------------|----------------|
|                      |              | 1   | 2                                      | 3 | 4 | 5 | 6 | 7 |                |                |
| 105 -50              | C661012-0101 | ALTIMETER -----   |  |   |   |   |   |   | 1              |                |
|                      | S1314N1      | ALTIMETER ALT -----   |  |   |   |   |   |   | 1              |                |
|                      | C661011-0105 | ALTIMETER-SENSITIVE FEET & INCHES WEU C661071-0101 -----    |  |   |   |   |   |   | 1              | K              |
|                      | C661071-0101 | ALTIMETER-SENSITIVE FEET & INCHES -----                     |  |   |   |   |   |   | 1              | H              |
|                      | C661011-0106 | ALTIMETER-SENSITIVE FEET & MILLIBARS WEU C661071-0102 ----- |  |   |   |   |   |   | 1              | K              |
|                      | C661071-0102 | ALTIMETER-SENSITIVE FEET & MILLIBARS -----                  |  |   |   |   |   |   | 1              | H              |
|                      | AN51586R16   | ATTACHING PARTS<br>SCREW -----                              |  |   |   |   |   |   | 4              |                |
|                      |              | -----*  |  |   |   |   |   |   |                |                |
|                      |              | -----*  |  |   |   |   |   |   |                |                |
|                      |              | -----*  |  |   |   |   |   |   |                |                |
| -51                  | C668509-0101 | GAGE-SUCTION ONE INCH -----                                 |  |   |   |   |   |   | 1              |                |
| -52                  | S1304N1      | INDICATOR-VERTICAL SPEED WEU C661080-0101 -----             |  |   |   |   |   |   | 1              | K              |
|                      | S1392N2      | INDICATOR-VERTICAL SPEED ALT WEU C661080-0101 -----         |  |   |   |   |   |   | 1              | K              |
|                      | C661080-0101 | INDICATOR-VERTICAL SPEED -----                              |  |   |   |   |   |   | 1              | H              |
|                      | AN51586R16   | ATTACHING PARTS<br>SCREW -----                              |  |   |   |   |   |   | 4              |                |
|                      |              | -----*  |  |   |   |   |   |   |                |                |
|                      |              | -----*  |  |   |   |   |   |   |                |                |
|                      |              | -----*  |  |   |   |   |   |   |                |                |
| -53                  | 0513077-7    | □   | SPlice PLATE -----                     |   |   |   |   | 1 | D              |                |
|                      | 0513077-9    | □   | SPlice PLATE USED WITH MAP LIGHT ----- |   |   |   |   | 1 | D              |                |
|                      | 0513077-26   | □   | SPlice PLATE -----                     |   |   |   |   | 1 | N              |                |
|                      | 0513077-27   | □   | SPlice PLATE USED WITH MAP LIGHT ----- |   |   |   |   | 1 | N              |                |
|                      | 0513445-9    | □   | SPlice PLATE -----                     |   |   |   |   | 1 | P              |                |
|                      | 0513445-10   | □   | SPlice PLATE USED WITH MAP LIGHT ----- |   |   |   |   | 1 | P              |                |
|                      |              | ATTACHING PARTS   |  |   |   |   |   |   |                |                |
| -54                  | S1021Z6-8B   | SCREW -----   |  |   |   |   |   |   | 4              |                |
|                      | NAS395-4-3   | NUT -----   |  |   |   |   |   |   | 4              |                |
|                      |              | -----*  |  |   |   |   |   |   |                |                |
| -54A                 | S2135-1      | LIGHT ASSY-OVERLOAD -----                                   |  |   |   |   |   |   | 1              | E              |
| -55                  | S1305-6      | TACHOMETER WEU C668020-0102 -----                           |  |   |   |   |   |   | 1              | K              |
|                      | C668020-0102 | TACHOMETER -----  |  |   |   |   |   |   | 1              | H              |
|                      | AN51586R8    | ATTACHING PARTS<br>SCREW -----                              |  |   |   |   |   |   | 4              |                |
|                      | AN936A6B     | WASHER -----  |  |   |   |   |   |   | 4              |                |
|                      | MS21044N06   | NUT -----   |  |   |   |   |   |   | 4              | D              |
|                      |              | -----*  |  |   |   |   |   |   |                |                |
|                      | S1605-6      | SHAFT-TACHOMETER DRIVE -----                                |  |   |   |   |   |   | 1              | B              |
|                      | S1605-8      | SHAFT-TACHOMETER DRIVE -----                                |  |   |   |   |   |   | 1              | C              |
| -56                  | C669504-0103 | INSTRUMENT CLUSTER -----                                    |  |   |   |   |   |   | 1              | L              |
|                      | C669504-0105 | INSTRUMENT CLUSTER -----                                    |  |   |   |   |   |   | 1              | G              |
|                      | 441347       | L. FUEL GAGE SW -----                                       |  |   |   |   |   |   | 1              | A              |
|                      | 444678       | OIL PRESSURE SW -----                                       |  |   |   |   |   |   | 1              | L              |
|                      | 444679       | OIL PRESSURE SW -----                                       |  |   |   |   |   |   | 1              | G              |
| -57                  | C669505-0101 | INSTRUMENT CLUSTER -----                                    |  |   |   |   |   |   | 1              | L              |
|                      | C669505-0104 | INSTRUMENT CLUSTER -----                                    |  |   |   |   |   |   | 1              | G              |
|                      |              | ATTACHING PARTS   |  |   |   |   |   |   |                |                |
| -58                  | AN515-6R16   | SCREW -----   |  |   |   |   |   |   | 5              |                |
| -59                  | NAS430D1-42  | SPACER -----  |  |   |   |   |   |   | 5              |                |
|                      | AN960D6L     | WASHER -----  |  |   |   |   |   |   | 5              |                |
| -60                  | MS21044N06   | NUT -----   |  |   |   |   |   |   | 5              |                |
|                      |              | -----*  |  |   |   |   |   |   |                |                |
|                      | 441346       | R. FUEL GAGE SW -----                                       |  |   |   |   |   |   | 1              | A              |
|                      | 442792       | OIL TEMP SW -----   |  |   |   |   |   |   | 1              | L              |
|                      | 442876       | OIL TEMP SW -----   |  |   |   |   |   |   | 1              | G              |
|                      | 0500118-96   | TUBE ASSEMBLY-OIL PRESSURE GAGE TO FIREWALL -----           |  |   |   |   |   |   | 1              |                |
| -61                  | 0505020-2    | PLACARD-MASTER SWITCH -----                                 |  |   |   |   |   |   | 1              | D              |
| -62                  | S1320-1      | AMMETER WEU S1320-3 -----                                   |  |   |   |   |   |   | 1              | U              |
|                      | S1320-3      | AMMETER WEU S1320-5 -----                                   |  |   |   |   |   |   | 1              | Q              |
|                      | S1320-5      | AMMETER -----   |  |   |   |   |   |   | 1              | R              |
|                      |              | ATTACHING PARTS   |  |   |   |   |   |   |                |                |
|                      | S1558-1      | BRACKET-AMMETER GAGE -----                                  |  |   |   |   |   |   | 1              |                |
|                      | 0513392-4    | SPACER -----  |  |   |   |   |   |   | 1              | V              |
|                      | 0513392-5    | SPACER -----  |  |   |   |   |   |   | 1              | P              |
|                      | AN51588R4    | SCREW -----   |  |   |   |   |   |   | 4              |                |
|                      | MS21044N08   | NUT -----   |  |   |   |   |   |   | 4              |                |
|                      |              | -----*  |  |   |   |   |   |   |                |                |
| -63                  | C664501-0101 | HOURMETER WEU C664501-0103 -----                            |  |   |   |   |   |   | 1              | K              |
|                      | C664501-0103 | HOURMETER -----   |  |   |   |   |   |   | 1              | H              |
|                      |              | ATTACHING PARTS   |  |   |   |   |   |   |                |                |
|                      | AN960-6      | WASHER -----  |  |   |   |   |   |   | 8              | K              |
|                      | AN515-6R6    | SCREW -----   |  |   |   |   |   |   | 4              | K              |
|                      | NAS679A06    | NUT -----   |  |   |   |   |   |   | 4              | K              |
|                      |              | -----*  |  |   |   |   |   |   |                |                |
| -64                  | C668001-0103 | INDICATOR-FLAP WEU C668001-0105 -----                       |  |   |   |   |   |   | 1              | K              |
|                      | C668001-0105 | INDICATOR-FLAP -----  |  |   |   |   |   |   | 1              | H              |

CONTINUED ON NEXT PAGE



| FIGURE AND INDEX NO. | PART NUMBER  | DESCRIPTION  |                           |   |   |   |   |   | UNITS PER ASSY | USABLE ON CODE |
|----------------------|--------------|--|---------------------------|---|---|---|---|---|----------------|----------------|
|                      |              | 1  | 2                         | 3 | 4 | 5 | 6 | 7 |                |                |
| 105 -65              | 0513039-7    | LIGHTER ASSEMBLY-CIGAR -----                           |                           |   |   |   |   |   | 1              |                |
|                      | L4858-1      | ELEMENT ASSEMBLY -----                                 |                           |   |   |   |   |   | 1              |                |
|                      | S1982-1      | KNOB-CIGAR LIGHTER -----                               |                           |   |   |   |   |   | 1              |                |
|                      | 60232-1      | CIRCUIT BREAKER-CIGAR LIGHTER -----                    |                           |   |   |   |   |   | 1              |                |
| -66                  | S1239-48     | CONTROL ASSEMBLY-CABIN HEAT -----                      |                           |   |   |   |   |   | 1              |                |
| -67                  | S1239-47     | CONTROL ASSEMBLY-CABIN AIR -----                       |                           |   |   |   |   |   | 1              |                |
| -68                  | S1661-1      | SWITCH-FLAP MOTOR -----                                |                           |   |   |   |   |   | 1              | V              |
|                      | S1661-2      | SWITCH-FLAP MOTOR -----                                |                           |   |   |   |   |   | 1              | P              |
|                      | S1771-1      | KNOB-FLAP CONTROL -----                                |                           |   |   |   |   |   | 1              |                |
|                      | S1216-4      | NUT-DECORATIVE -----                                   |                           |   |   |   |   |   | 1              |                |
|                      | AN960-816    | WASHER -----   |                           |   |   |   |   |   | 1              |                |
| -69                  | S1981-5      | KNOB ASSEMBLY -----                                    |                           |   |   |   |   |   | 1              |                |
| -70                  | S1777-3      | CONTROL-MIXTURE -----                                  |                           |   |   |   |   |   | 1              | B              |
|                      | S1777-4      | CONTROL-MIXTURE -----                                  |                           |   |   |   |   |   | 1              | C              |
|                      | I213646-3    | WASHER -----   |                           |   |   |   |   |   | 2              |                |
|                      | 0513405-2    | SPACER -----   |                           |   |   |   |   |   | 2              |                |
| -71                  | 0513424-3    | PAD-PROTECTION -----                                   |                           |   |   |   |   |   | 1              | D              |
|                      |              | ATTACHING PARTS  |                           |   |   |   |   |   |                |                |
| -72                  | S102126-12C  | SCREW -----  |                           |   |   |   |   |   | 2              |                |
|                      |              | ---*---  |                           |   |   |   |   |   |                |                |
| -73                  | C299505-0102 | CONTROL ASSEMBLY-THROTTLE -----                        |                           |   |   |   |   |   | 1              | B              |
|                      | C299505-0203 | CONTROL ASSEMBLY-THROTTLE -----                        |                           |   |   |   |   |   | 1              | C              |
| -74                  | S1230-15     | CONTROL-CARBURETOR HEAT -----                          |                           |   |   |   |   |   | 1              | B              |
|                      | S1230-17     | CONTROL-CARBURETOR HEAT -----                          |                           |   |   |   |   |   | 1              | C              |
|                      |              | PANEL ASSEMBLY-REMOVABLE SWITCH -----                  |                           |   |   |   |   |   | NP             |                |
|                      |              | ATTACHING PARTS  |                           |   |   |   |   |   |                |                |
| -75                  | AN515-8R16   | SCREW -----  |                           |   |   |   |   |   | 3              | D              |
|                      | NAS43DD3-22  | SPACER -----   |                           |   |   |   |   |   | 3              | D              |
|                      | AN960D8L     | WASHER -----   |                           |   |   |   |   |   | 3              | D              |
|                      | AN515-8R8    | SCREW -----  |                           |   |   |   |   |   | 4              | D              |
|                      |              | ---*---  |                           |   |   |   |   |   |                |                |
| -76                  | 0513076-3    | □  | COVER ASSEMBLY -----      |   |   |   |   |   | 1              | F              |
|                      | 0513076-7    | □  | COVER ASSEMBLY -----      |   |   |   |   |   | 1              | G              |
|                      | 0513076-19   | □  | COVER ASSEMBLY -----      |   |   |   |   |   | 1              | E              |
| -77                  | S2160-5      | SWITCH-LANDING LIGHT -----                             |                           |   |   |   |   |   | 1              |                |
| -78                  | S2160-4      | SWITCH-TAXI LIGHT F172 ONLY -----                      |                           |   |   |   |   |   | 1              |                |
| -79                  | S2160-1      | SWITCH-STROBE LIGHT -----                              |                           |   |   |   |   |   | 1              |                |
| -80                  | S2160-1      | SWITCH-FLASHING BEACON -----                           |                           |   |   |   |   |   | 1              |                |
| -81                  | S2160-1      | SWITCH-NAV LIGHT -----                                 |                           |   |   |   |   |   | 1              |                |
| -82                  | S2160-1      | SWITCH-PITOT HEAT -----                                |                           |   |   |   |   |   | 1              |                |
|                      | S1865-1      | COVER-DUMMY SWITCH USE FOR EMPTY SWITCH LOCATION ----- |                           |   |   |   |   |   | AR             |                |
| -83                  | S1360-5L     | CIRCUIT BREAKER 5 AMP -----                            |                           |   |   |   |   |   | 2              |                |
| -84                  | S1360-10L    | CIRCUIT BREAKER 10 AMP -----                           |                           |   |   |   |   |   | 7              |                |
|                      | S1360-20L    | CIRCUIT BREAKER 20 AMP COWL LDG LIGHT -----            |                           |   |   |   |   |   | 1              |                |
| -85                  | S1360-15L    | CIRCUIT BREAKER 15 AMP -----                           |                           |   |   |   |   |   | 1              |                |
| -86                  | S1596-60     | CIRCUIT BREAKER 60 AMP -----                           |                           |   |   |   |   |   | 1              |                |
|                      | S2122-1      | NUT ATTACH CKT BREAKER BLACK -----                     |                           |   |   |   |   |   | AR             |                |
|                      | S2122-2      | NUT ATTACH CKT BREAKER BRIGHT -----                    |                           |   |   |   |   |   | AR             |                |
| -87                  | C292501-0104 | *  | KIT-IGNITION SWITCH ----- |   |   |   |   |   | 1              |                |
| -88                  | S1843-1      | MOUNTING BEZEL -----                                   |                           |   |   |   |   |   | 1              |                |
| -89                  | S1994-1-1    | SWITCH-MASTER -----                                    |                           |   |   |   |   |   | 1              |                |
|                      | 0770719-2    | DIODE ASSEMBLY-MASTER SWITCH -----                     |                           |   |   |   |   |   | 1              |                |
| -90                  | S1995-4      | KNOB ASSEMBLY-RESISTOR -----                           |                           |   |   |   |   |   | 1              |                |
|                      | AN56582H3    | SET SCREW -----  |                           |   |   |   |   |   | 1              |                |
|                      | S2091-5      | RESISTOR -----   |                           |   |   |   |   |   | 1              |                |
| -91                  | 0513424-1    | PAD -----  |                           |   |   |   |   |   | 1              | D              |
| -92                  | C291502-0103 | PRIMER-ENGINE -----                                    |                           |   |   |   |   |   | 1              |                |
| -93                  | SEE FIG 151  | WING LEVELER INSTALLATION -----                        |                           |   |   |   |   |   | 1              |                |
| -94                  | 0513311-1    | SUPPORT ASSEMBLY-CONTROL LH -----                      |                           |   |   |   |   |   | 1              | D              |
|                      | 0760131-6    | SUPPORT & LOCK COLLAR LH -----                         |                           |   |   |   |   |   | 1              | E              |
| -95                  | 0513311-2    | SUPPORT ASSEMBLY-CONTROL RH -----                      |                           |   |   |   |   |   | 1              | D              |
|                      | 0760131-5    | SUPPORT-CONTROL RH -----                               |                           |   |   |   |   |   | 1              | E              |
| -96                  | 0400210-2    | PLACARD-COMPASS CORRECTION -----                       |                           |   |   |   |   |   | 1              |                |
| -97                  | I213004-1    | RETAINER-AIRCRAFT IDENTIFICATION NUMBER -----          |                           |   |   |   |   |   | 1              | D              |
|                      | I213004-2    | RETAINER-AIRCRAFT IDENTIFICATION -----                 |                           |   |   |   |   |   | 1              | E              |
|                      |              | ATTACHING PARTS  |                           |   |   |   |   |   |                |                |
|                      | S1022Z6-108  | SCREW -----  |                           |   |   |   |   |   | 2              |                |
|                      | NAS446-2-3   | NUT -----  |                           |   |   |   |   |   | 2              |                |
|                      |              | ---*---  |                           |   |   |   |   |   |                |                |
| -98                  | C622003-0103 | PLACARD-STROBE LIGHT WARNING -----                     |                           |   |   |   |   |   | 1              | D              |
|                      | C622003-0105 | PLACARD-STROBE LIGHT WARNING -----                     |                           |   |   |   |   |   | 1              | E              |

CONTINUED ON NEXT PAGE

| FIGURE AND INDEX NO.  | PART NUMBER | DESCRIPTION                           |   |   |   |   |   |   | UNITS PER ASSY | USABLE ON CODE |
|---|-------------|---------------------------------------|---|---|---|---|---|---|----------------|----------------|
|   |             | 1                                     | 2 | 3 | 4 | 5 | 6 | 7 |                |                |
| 105 -98A  | 0513434-5   | KNEE-PAD LEFT OF PARKING BRAKE -----  |   |   |   |   |   |   | 1              | E              |
|   | 0513434-3   | KNEE-PAD RIGHT OF PARKING BRAKE ----- |   |   |   |   |   |   | 1              | E              |
|   | AN515-8R13  | ATTACHING PARTS -----                 |   |   |   |   |   |   | 2              |                |
|   | AN960D8L    | SCREW -----                           |   |   |   |   |   |   | 2              |                |
|   |             | WASHER -----                          |   |   |   |   |   |   | 2              |                |
|   |             | -----*                                |   |   |   |   |   |   |                |                |
| -98B  | 0513434-4   | KNEE-PAD LEFT OF MAP CASE -----       |   |   |   |   |   |   | 1              |                |
|   |             | ATTACHING PARTS -----                 |   |   |   |   |   |   |                |                |
|   | S1021Z6-12C | SCREW -----                           |   |   |   |   |   |   | 2              |                |
|   | AN960U6L    | WASHER -----                          |   |   |   |   |   |   | 2              |                |
|   |             | -----*                                |   |   |   |   |   |   |                |                |
| -99   | 0505027-1   | PLACARD-RPM LIMITATIONS -----         |   |   |   |   |   |   | 1              | M              |
| <p>NOTE. THIS PART NUMBER MUST HAVE A SECOND DASH NUMBER TO DENOTE COLOR. REFER TO HOW TO ORDER INTERIOR PARTS-SEE PAGE XIX.</p> <p>NOTE. *THIS KIT ALSO INCLUDES TWO DOOR LOCKS &amp; KEYS.</p> <p>NOTE. **THESE GYROS ARE PHYSICALLY &amp; FUNCTIONALLY INTERCHANGEABLE.</p> <p>NOTE. ***THESE GYROS ARE PHYSICALLY &amp; FUNCTIONALLY INTERCHANGEABLE.</p> <p>A---172 SERIAL 17259224 THRU 17261898<br/>           F172 SERIAL F17200755 THRU F17201034<br/>           B---172 SERIAL 17259224 THRU 17261898<br/>           C---F172 SERIAL F17200755 THRU F17201034<br/>           D---172 SERIAL 17259224 THRU 17259903<br/>           F172 SERIAL F17200755 THRU F17200804<br/>           E---172 SERIAL 17259904 THRU 17261898<br/>           F172 SERIAL F17200805 THRU F17201034<br/>           F---172 SERIAL 17259224 THRU 17259903<br/>           G---F172 SERIAL F17200755 THRU F17200804<br/>           H---172 SERIAL 17259904 THRU 17261898<br/>           J---DELETED<br/>           K---172 SERIAL 17259224 THRU 17259903<br/>           F172 SERIAL F17200755 THRU F17201034<br/>           L---172 SERIAL 17259224 THRU 17261898<br/>           F172 SERIAL F17200805 THRU F17201034<br/>           M---172 SERIAL 17259570 THRU 17259700<br/>           N---172 SERIAL 17259904 THRU 17260758<br/>           F172 SERIAL F17200805 THRU F17200904<br/>           P---172 SERIAL 17260759 THRU 17261898<br/>           F172 SERIAL F17200905 THRU F17201034<br/>           Q---172 SERIAL 17259904 THRU 17260592<br/>           R---172 SERIAL 17260593 THRU 17261898<br/>           F172 SERIAL F17200800 THRU F17201034<br/>           S---172 SERIAL 17259224 THRU 17259903<br/>           F172 SERIAL F17200755 THRU F17200904<br/>           T---172 SERIAL 17259904 THRU 17260758<br/>           U---172 SERIAL 17259224 THRU 17259903<br/>           F172 SERIAL F17200755 THRU F17200879<br/>           V---172 SERIAL 17259224 THRU 17260758<br/>           F172 SERIAL F17200755 THRU F17200904<br/>           W---172 SERIAL 17260353 THRU 17261898<br/>           F172 SERIAL F1720855 THRU F17201034</p> |             |                                       |   |   |   |   |   |   |                |                |

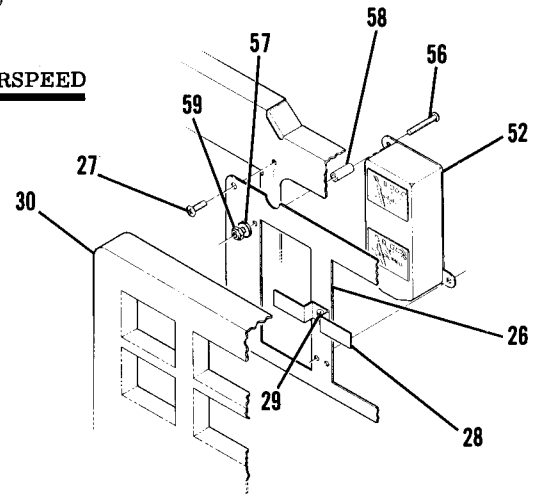
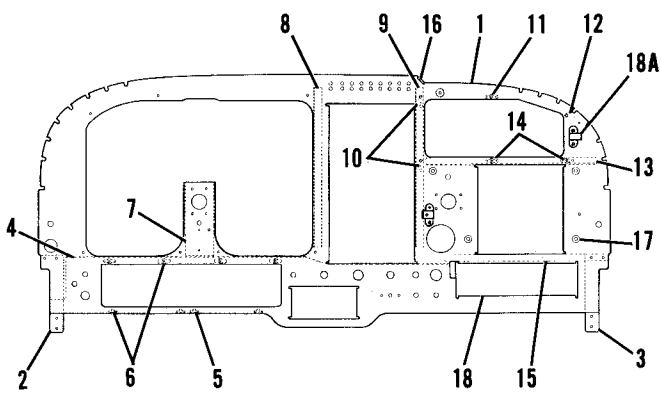
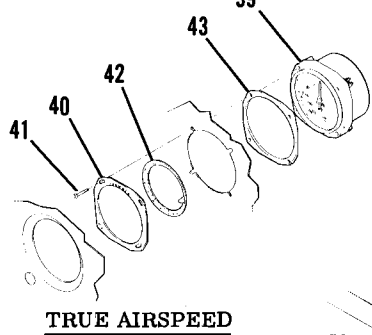
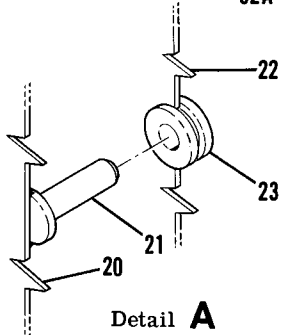
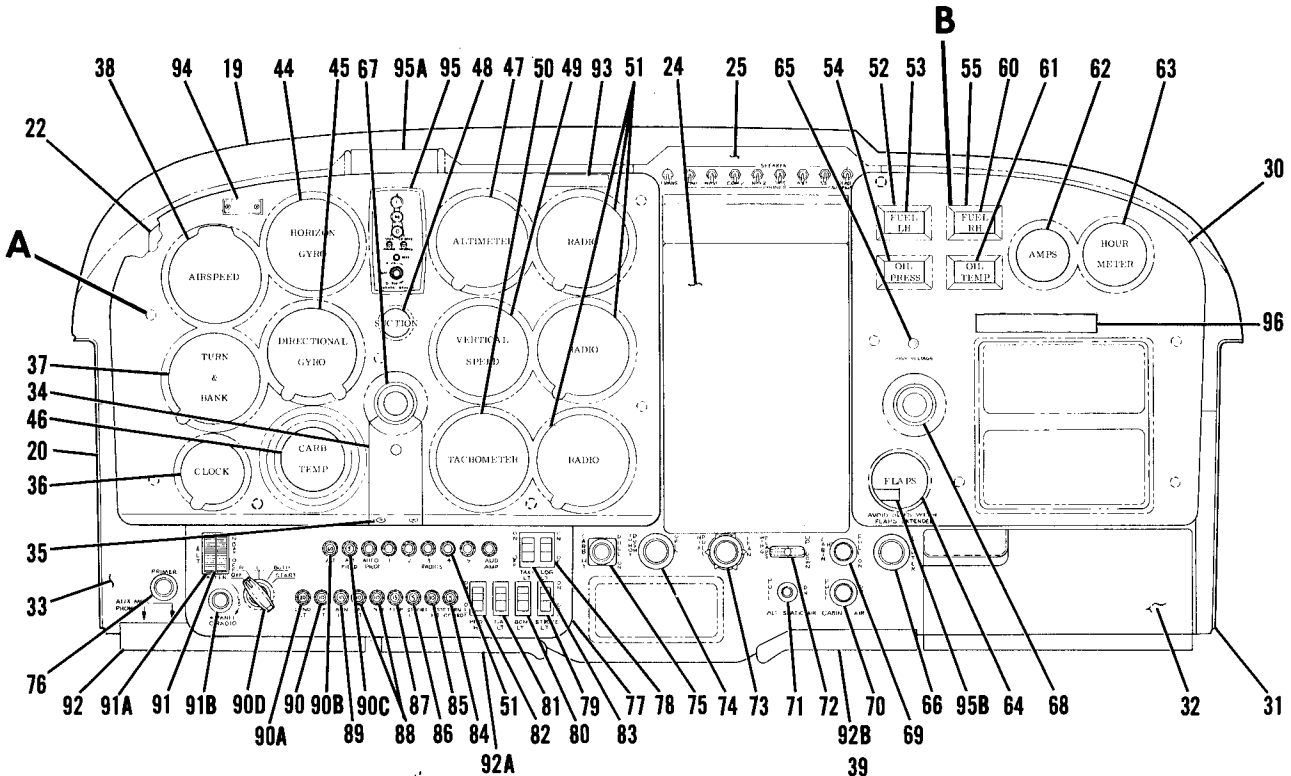




| FIGURE AND INDEX NO. | PART NUMBER  | DESCRIPTION   | UNITS PER ASSY | USABLE ON CODE |
|----------------------|--------------|---|----------------|----------------|
|                      |              |   |                |                |
| 106 -                |              | INSTRUMENT PANEL EQUIPMENT INSTALLATION -----               | NP             | A              |
| - 1                  | 0513070-9    | PANEL ASSY-STATIONARY -----                                 | 1              |                |
| - 2                  | 0513068-1    | SUPPORT-LH -----  | 1              |                |
| - 3                  | 0513068-2    | SUPPORT-RH -----  | 1              |                |
| - 4                  | 0513069-3    | STIFFENER ASSY -----  | 1              |                |
| - 5                  | NAS680A3     | NUTPLATE -----  | 1              |                |
| - 6                  | NAS680A08    | NUTPLATE -----  | 7              |                |
| - 7                  | 0513067-2    | SUPPORT-COLUMN -----  | 1              |                |
| - 8                  | 0513316-12   | ANGLE -----   | 1              |                |
| - 9                  | 0513066-1    | STIFFENER ASSY -----  | 1              |                |
| -10                  | NAS682A08    | NUTPLATE -----  | 2              |                |
| -11                  | NAS680A08    | NUTPLATE -----  | 1              |                |
| -12                  | NAS682A08    | NUTPLATE -----  | 1              |                |
| -13                  | 0513066-3    | STIFFENER ASSY -----  | 1              |                |
| -14                  | NAS680A08    | NUTPLATE -----  | 2              |                |
| -15                  | 0513316-6    | ANGLE -----   | 1              |                |
| -16                  | 0513078-1    | GUSSET -----  | 1              |                |
| -17                  | MS35489-4    | GROMMET-COVER ATTACH -----                                  | 5              |                |
| -18                  | SEE FIG 107  | MAP CASE ASSY -----   | 1              |                |
| -18A                 | 0413522-2    | BRACKET-FASTENER -----                                      | 2              |                |
|                      | S2092-3      | FASTENER-HOOK BULK ITEM -----                               | AR             |                |
| -19                  | 0515003-2    | EYEBROW-INSTRUMENT PANEL -----                              | 1              |                |
|                      |              | ATTACHING PARTS -----                                       |                |                |
|                      | S1021Z4-6    | SCREW -----   | 6              |                |
|                      |              | ---*---   |                |                |
| -20                  | 0513445-13   | COVER ASSY-SHOCK PANEL -----                                | 1              |                |
| -21                  | 1513839-4    | GUIDE-COVER ATTACH -----                                    | 9              |                |
| -21A                 | 1513839-5    | GUIDE-COVER ATTACH -----                                    | 2              |                |
| -22                  | 0513071-11   | PANEL ASSY-SHOCK -----                                      | 1              |                |
|                      |              | ATTACHING PARTS -----                                       |                |                |
|                      | 0413523-4    | MOUNT ASSY -----  | 4              |                |
|                      | AN936A8      | WASHER -----  | 8              |                |
|                      | MS25082B2    | NUT -----   | 8              |                |
|                      | 0413247      | STRAP-GROUND -----  | 1              |                |
|                      |              | ---*---   |                |                |
| -23                  | MS35489-33   | GROMMET -----   | 9              |                |
|                      | S2092-3      | FASTENER-HOOK BULK ITEM -----                               | AR             |                |
| -24                  | 0413531-31   | COVER-RADIO -----   | 1              | B              |
|                      | 0413531-59   | COVER-RADIO -----   | 1              | C              |
| -25                  | 0513446-2    | PANEL COVER-RADIO SWITCH -----                              | 1              |                |
|                      | 0513446-4    | PANEL COVER-RADIO SWITCH USED WITH CANTED RADIO INSTL ----- | 1              | C              |
| -26                  | 0513072-3    | PLATE-GAGE CLUSTER ADAPTER -----                            | 1              |                |
|                      |              | ATTACHING PARTS -----                                       |                |                |
| -27                  | AN515-8R8    | SCREW -----   | 6              |                |
|                      |              | ---*---   |                |                |
| -28                  | 0513427-1    | RETAINER-INSTRUMENT -----                                   |                |                |
|                      |              | ATTACHING PARTS -----                                       |                |                |
| -29                  | AN515-6R8    | SCREW -----   | 1              |                |
|                      | MS21044N06   | NUT -----   | 1              |                |
|                      |              | ---*---   |                |                |
| -30                  | 0513445-22   | COVER ASSY-RH -----   | 1              |                |
|                      | 1513839-6    | GUIDE-COVER ATTACH -----                                    | 5              |                |
|                      | S2092-4      | FASTENER-PILE * IN LG BK1 REF S2092-4-* -----               | AR             |                |
| -31                  | 0513077-8    | COVER-LOWER RH -----  | 1              |                |
| -32                  | SEE FIG 107  | MAP BOX & DOOR INSTALLATION -----                           | 1              |                |
| -33                  | 0513077-28   | COVER-LOWER LH -----  | 1              |                |
| -34                  | 0513445-23   | PLATE-SPLICE -----  | 1              |                |
|                      | 0513445-24   | PLATE-SPLICE USED WITH MAPLIGHT -----                       | 1              |                |
|                      |              | ATTACHING PARTS -----                                       |                |                |
| -35                  | S1021Z6-8B   | SCREW -----   | 2              |                |
|                      | VAS395-4-3   | NUT -----   | 2              |                |
|                      |              | ---*---   |                |                |
| -36                  | C664508-0101 | CLOCK-ELECTRIC -----  | 1              |                |
|                      |              | ATTACHING PARTS -----                                       |                |                |
|                      | AN51586R10   | SCREW -----   | 3              |                |
|                      |              | ---*---   |                |                |
| -37                  | S1413N2      | INDICATOR-TURN & BANK -----                                 | 1              |                |
|                      | C661003-0504 | INDICATOR-TURN COORDINATOR -----                            | 1              |                |
|                      |              | ATTACHING PARTS -----                                       |                |                |
|                      | AN51586R12   | SCREW -----   | 3              |                |
|                      |              | ---*---   |                |                |
|                      | 35060-0114   | INDICATOR-TURN COORDINATOR ARC NAV-D-MATIC -----            | 1              |                |
|                      |              | ATTACHING PARTS -----                                       |                |                |
|                      | AN515-6R14   | SCREW -----   | 4              |                |
|                      | MS21045L06   | NUT -----   | 4              |                |
|                      |              | ---*---   |                |                |

CONTINUED ON NEXT PAGE

Instruments (Cont)



172 SERIAL 17261899 THRU 17263458  
 F172 SERIAL F17201035 THRU F17201234  
 Figure 106. Instrument Panel Equipment Installation

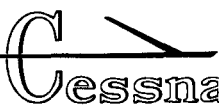


| FIGURE AND INDEX NO. | PART NUMBER      | DESCRIPTION  |   |   |   |   |   |   | UNITS PER ASSY | USABLE ON CODE |
|----------------------|------------------|--|---|---|---|---|---|---|----------------|----------------|
|                      |                  | 1  | 2 | 3 | 4 | 5 | 6 | 7 |                |                |
| 106 -38              | C661060-0109     | INDICATOR-AIRSPPEED -----                            |   |   |   |   |   |   | 1              |                |
|                      | AN515B6R16       | ATTACHING PARTS -----<br>SCREW -----                 |   |   |   |   |   |   | 4              |                |
|                      |                  | -----*   |   |   |   |   |   |   |                |                |
|                      |                  | TRUE AIRSPEED INDICATOR INSTALLATION -----           |   |   |   |   |   |   | NP             |                |
| -39                  | C661061-0106     | INDICATOR-AIRSPPEED -----                            |   |   |   |   |   |   | 1              |                |
| -40                  | 0700162-1        | RETAINER -----                                       |   |   |   |   |   |   | 1              |                |
|                      |                  | ATTACHING PARTS -----                                |   |   |   |   |   |   |                |                |
| -41                  | AN515B6R16       | SCREW -----  |   |   |   |   |   |   | 4              |                |
|                      |                  | -----*   |   |   |   |   |   |   |                |                |
| -42                  | 0700189-10       | RING ASSY-TRUE AIRSPEED -----                        |   |   |   |   |   |   | 1              |                |
| -43                  | 0700162-6        | SPACER -----   |   |   |   |   |   |   | 1              |                |
| -44                  | C661076-0104 *   | GYRO-HORIZON -----                                   |   |   |   |   |   |   | 1              |                |
|                      | C661076-0103 *   | GYRO-HORIZON -----                                   |   |   |   |   |   |   | 1              |                |
|                      | C661076-0102 *   | GYRO-HORIZON -----                                   |   |   |   |   |   |   | 1              |                |
|                      | C661076-0101 *   | GYRO-HORIZON -----                                   |   |   |   |   |   |   | 1              |                |
|                      |                  | ATTACHING PARTS -----                                |   |   |   |   |   |   |                |                |
|                      | AN515B6R6        | SCREW -----  |   |   |   |   |   |   | 4              |                |
|                      |                  | -----*   |   |   |   |   |   |   |                |                |
|                      | 37570-0105       | GYRO-HORIZON ARC NAV-O-MATIC -----                   |   |   |   |   |   |   | 1              |                |
|                      |                  | ATTACHING PARTS -----                                |   |   |   |   |   |   |                |                |
|                      | AN515-6R10       | SCREW -----  |   |   |   |   |   |   | 3              |                |
|                      |                  | -----*   |   |   |   |   |   |   |                |                |
| -45                  | C661075-0102 **  | GYRO-DIRECTIONAL -----                               |   |   |   |   |   |   | 1              |                |
|                      | C661075-0103 **  | GYRO-DIRECTIONAL -----                               |   |   |   |   |   |   | 1              |                |
|                      | C661075-0101 **  | GYRO-DIRECTIONAL -----                               |   |   |   |   |   |   | 1              |                |
|                      | C661075-0104 **  | GYRO-DIRECTIONAL -----                               |   |   |   |   |   |   | 1              |                |
|                      | C661075-0105     | GYRO-DIRECTIONAL A.I.M. 200H -----                   |   |   |   |   |   |   | 1              |                |
|                      |                  | ATTACHING PARTS -----                                |   |   |   |   |   |   |                |                |
|                      | AN515B6R6        | SCREW -----  |   |   |   |   |   |   | 3              |                |
|                      |                  | -----*   |   |   |   |   |   |   |                |                |
|                      | 40760-0104       | GYRO-DIRECTIONAL ARC NAV-O-MATIC -----               |   |   |   |   |   |   | 1              |                |
|                      |                  | ATTACHING PARTS -----                                |   |   |   |   |   |   |                |                |
|                      | AN515-6R10       | SCREW -----  |   |   |   |   |   |   | 3              |                |
|                      |                  | -----*   |   |   |   |   |   |   |                |                |
| -46                  | S1311-3          | GAGE-CARBURETOR AIR TEMPERATURE -----                |   |   |   |   |   |   | 1              |                |
|                      |                  | ATTACHING PARTS -----                                |   |   |   |   |   |   |                |                |
|                      | AN515B6R12       | SCREW -----  |   |   |   |   |   |   | 4              |                |
|                      | NAS395-2-3       | NUT -----  |   |   |   |   |   |   | 4              |                |
|                      |                  | -----*   |   |   |   |   |   |   |                |                |
| -47                  | C661012-0101     | INDICATOR-ALTIMETER -----                            |   |   |   |   |   |   | 1              |                |
|                      | C661071-0101     | INDICATOR-ALTIMETER FEET & INCHES 20,000 FT -----    |   |   |   |   |   |   | 1              |                |
|                      | C661071-0102 %%  | INDICATOR-ALTIMETER FEET & MILLIBARS 20,000 FT ----- |   |   |   |   |   |   | 1              |                |
|                      | C661025-0102 *** | INDICATOR-ALTIMETER FEET & MILLIBARS 35,000 FT ----- |   |   |   |   |   |   | 1              |                |
|                      |                  | ATTACHING PARTS -----                                |   |   |   |   |   |   |                |                |
|                      | AN515B6R16       | SCREW -----  |   |   |   |   |   |   | 3              |                |
|                      | AN936A6B         | WASHER -----   |   |   |   |   |   |   | 3              |                |
|                      | AN340B6          | NUT -----  |   |   |   |   |   |   | 3              |                |
|                      |                  | -----*   |   |   |   |   |   |   |                |                |
| -48                  | C668509-0101     | GAGE-SUCTION ONE INCH -----                          |   |   |   |   |   |   | 1              |                |
| -49                  | C661080-0101     | INDICATOR-VERTICAL SPEED -----                       |   |   |   |   |   |   | 1              |                |
|                      |                  | ATTACHING PARTS -----                                |   |   |   |   |   |   |                |                |
|                      | AN515B6R16       | SCREW -----  |   |   |   |   |   |   | 4              |                |
|                      |                  | -----*   |   |   |   |   |   |   |                |                |
| -50                  | C668020-0102     | TACHOMETER -----                                     |   |   |   |   |   |   | 1              |                |
|                      |                  | ATTACHING PARTS -----                                |   |   |   |   |   |   |                |                |
|                      | AN515B6R8        | SCREW -----  |   |   |   |   |   |   | 4              |                |
|                      | AN936A6B         | WASHER -----   |   |   |   |   |   |   | 4              |                |
|                      |                  | -----*   |   |   |   |   |   |   |                |                |
| -51                  | S1605-8          | SHAFT-TACHOMETER DRIVE -----                         |   |   |   |   |   |   | 1              |                |
|                      |                  | RADIO INSTALLATION SEE ELECTRONICS MANUAL -----      |   |   |   |   |   |   | NP             |                |
| -52                  | C669504-0103     | INSTRUMENT CLUSTER -----                             |   |   |   |   |   |   | 1              |                |
| -53                  | 441347           | GAGE-LH FUEL SW -----                                |   |   |   |   |   |   | 1              |                |
| -54                  | 444678           | GAGE-OIL PRESSURE SW -----                           |   |   |   |   |   |   | 1              |                |
| -55                  | C669505-0101     | INSTRUMENT CLUSTER -----                             |   |   |   |   |   |   | 1              |                |
|                      |                  | ATTACHING PARTS -----                                |   |   |   |   |   |   |                |                |
| -56                  | AN515-6R5        | SCREW -----  |   |   |   |   |   |   | 2              |                |
| -57                  | AN960D6L         | WASHER -----   |   |   |   |   |   |   | 2              |                |
| -58                  | NAS43DD1-42      | SPACER -----   |   |   |   |   |   |   | 2              |                |
| -59                  | MS21045L06       | NUT -----  |   |   |   |   |   |   | 2              |                |
|                      |                  | -----*   |   |   |   |   |   |   |                |                |
| -60                  | 441346           | GAGE-RH FUEL SW -----                                |   |   |   |   |   |   | 1              |                |
| -61                  | 442792           | GAGE-OIL TEMP SW -----                               |   |   |   |   |   |   | 1              |                |
|                      | 0500118-96       | TUBE ASSY-OIL PRESSURE GAGE TO FIREWALL -----        |   |   |   |   |   |   | 1              |                |

CONTINUED ON NEXT PAGE

| FIGURE AND INDEX NO. | PART NUMBER  | DESCRIPTION   | UNITS PER ASSY | USABLE ON CODE |
|----------------------|--------------|---|----------------|----------------|
|                      |              |   |                |                |
| 106 -62              | S1320-5      | AMMETER -----   | 1              |                |
|                      | S1558-1      | ATTACHING PARTS -----                                   |                |                |
|                      | 0513392-5    | BRACKET-AMMETER GAGE -----                              | 1              |                |
|                      | AN51588R4    | SPACER -----  | 1              |                |
|                      | MS21044N08   | SCREW -----   | 4              |                |
|                      |              | NUT -----   | 4              |                |
|                      |              | ---*---   |                |                |
| -63                  | C664501-0103 | HOURMETER -----   | 1              |                |
|                      |              | ATTACHING PARTS -----                                   |                |                |
|                      | AN515-6R6    | SCREW -----   | 4              |                |
|                      | AN960-6      | WASHER -----  | 8              |                |
|                      | MS21045L06   | NUT -----   | 4              |                |
|                      |              | ---*---   |                |                |
| -64                  | C668001-0105 | INDICATOR-FLAP -----                                    | 1              |                |
|                      |              | ATTACHING PARTS -----                                   |                |                |
|                      | S1558-1      | BRACKET -----   | 1              |                |
|                      | 0513392-5    | SPACER -----  | 1              |                |
|                      |              | ---*---   |                |                |
| -65                  | S2135-1      | LIGHT ASSY-OVERVOLTAGE -----                            | 1              |                |
| -66                  | 0513039-7    | LIGHTER ASSY-CIGAR -----                                | 1              |                |
|                      | L4858        | ELEMENT ASSY CUND -----                                 | 1              |                |
|                      | S1982-1      | KNOB-CIGAR LIGHTER -----                                | 1              |                |
|                      | 60232-1      | CIRCUIT BREAKER-CIGAR LIGHTER -----                     | 1              |                |
| -67                  | 0760131-6    | SUPPORT ASSY-CONTROL LH -----                           | 1              |                |
| -68                  | 0760131-1    | SUPPORT ASSY-CONTROL RH -----                           | 1              |                |
| -69                  | S1239-48     | CONTROL ASSY-CABIN HEAT -----                           | 1              |                |
| -70                  | S1239-47     | CONTROL ASSY-CABIN AIR -----                            | 1              |                |
| -71                  | S1981-5      | KNOB ASSY-ALT STATIC AIR -----                          | 1              |                |
| -72                  | S1661-2      | SWITCH-FLAP MOTOR -----                                 | 1              |                |
|                      | S1771-1      | KNOB-FLAP CONTROL -----                                 | 1              |                |
|                      | S1216-4      | NUT-DECORATIVE -----                                    | 1              |                |
| -73                  | S1777-3      | CONTROL ASSY-MIXTURE -----                              | 1              |                |
|                      | 1213646-3    | WASHER -----  | 2              |                |
|                      | 0513405-2    | SPACER -----  | 1              |                |
| -74                  | C299505-0102 | CONTROL ASSY-THROTTLE -----                             | 1              |                |
| -75                  | S1230-15     | CONTROL ASSY-CARBURETOR HEAT -----                      | 1              |                |
| -76                  | C291502-0103 | CONTROL ASSY-PRIMER -----                               | 1              |                |
|                      |              | PANEL ASSY-REMOVABLE SWITCH -----                       | NP             |                |
|                      |              | ATTACHING PARTS -----                                   |                |                |
|                      | AN515-8R8    | SCREW -----   | 4              |                |
|                      |              | ---*---   |                |                |
| -77                  | 0513076-34   | COVER ASSY-SWITCH PANEL -----                           | 1              |                |
| -78                  | S2160-4      | SWITCH LANDING & TAXI LIGHT -----                       | 1              |                |
|                      | S2160-5      | SWITCH LANDING & TAXI LIGHT -----                       | 1              |                |
| -79                  | S2160-1      | SWITCH STROBE LIGHT -----                               | 1              |                |
| -80                  | S2160-1      | SWITCH BEACON LIGHT -----                               | 1              |                |
| -81                  | S2160-1      | SWITCH NAVIGATION LIGHT -----                           | 1              |                |
| -82                  | S2160-1      | SWITCH PITOT HEAT -----                                 | 1              |                |
|                      | S1824-1      | SWITCH PITOT HEAT FLOATPLANE ONLY -----                 | 1              |                |
|                      | S2161-1      | COVER-SWITCH USED WHEN SWITCHES ARE NOT INSTALLED ----- | 3              |                |
| -83                  | S2161-2      | COVER-SWITCH USED WHEN SWITCH IS NOT INSTALLED -----    | 1              |                |
| -84                  | S1360-5L     | CIRCUIT BREAKER 5 AMP TURN COORDINATOR -----            | 1              |                |
| -85                  | S1360-10L    | CIRCUIT BREAKER 10 AMP PITOT HEAT -----                 | 1              |                |
| -86                  | S1360-5L     | CIRCUIT BREAKER 5 AMP STROBE LIGHT -----                | 1              |                |
| -87                  | S1360-15L    | CIRCUIT BREAKER 15 AMP FLAP -----                       | 1              |                |
| -88                  | S1360-10L    | CIRCUIT BREAKER 10 AMP INSTRUMENT LIGHTS -----          | 2              |                |
| -89                  | S1360-10L    | CIRCUIT BREAKER 10 AMP BEACON LIGHT -----               | 1              |                |
| -90                  | S1360-10L    | CIRCUIT BREAKER 10 AMP NAVIGATION LIGHT -----           | 1              |                |
| -90A                 | S1360-20L    | CIRCUIT BREAKER 20 AMP LANDING LIGHTS -----             | 1              |                |
| -90B                 | S1596-60     | CIRCUIT BREAKER 60 AMP ALTERNATOR -----                 | 1              |                |
| -90C                 | S1360-5L     | CIRCUIT BREAKER 5 AMP ALT FIELD -----                   | 1              |                |
| -90D                 | C292501-0104 | KIT-IGNITION SWITCH -----                               | 1              |                |
| -91                  | S1994-1-1    | SWITCH-MASTER -----                                     | 1              |                |
| -91A                 | S1843-1      | MOUNTING BEZEL-MASTER SWITCH -----                      | 1              |                |
| -91B                 | S1995-4      | KNOB ASSY-RESISTOR -----                                | 1              |                |
|                      | S2091-5      | RESISTOR-PANEL LIGHTS -----                             | 1              |                |
|                      | AN565B2H3    | SCREW-SET -----   | 1              |                |
| -92                  | 0513434-5    | PAD-KNEE -----  | 1              |                |
|                      |              | ATTACHING PARTS -----                                   |                |                |
|                      | AN515-8R13   | SCREW -----   | 2              |                |
|                      | AN960D8L     | WASHER -----  | 2              |                |
|                      |              | ---*---   |                |                |

CONTINUED ON NEXT PAGE



| FIGURE AND INDEX NO.   | PART NUMBER | DESCRIPTION   | UNITS PER ASSY  | USABLE ON CODE  |               |
|--|-------------|---|---|---|---------------|
|  |             |   |   |   | 1 2 3 4 5 6 7 |
| 106 -92A   | 0513454-3   | PAD-KNEE -----<br>ATTACHING PARTS                   |   |   |               |
|  | AN515-8R13  | SCREW -----   | 2   |   |               |
|  | AN960D8L    | WASHER -----<br>-----*                              | 2   |   |               |
|  | -92B        | 0513434-4   | PAD-KNEE -----<br>ATTACHING PARTS                     | 1   |               |
|  |             | S1021Z6-12C   | SCREW -----   | 2   |               |
|  |             | AN960D6L  | WASHER -----<br>-----*                                | 2   |               |
|  | -93         | C622003-0105  | PLACARD-STROBE LIGHT WARNING -----                    | 1   |               |
|  |             | -94   | 1213004-2   | RETAINER-AIRCRAFT IDENTIFICATION -----<br>ATTACHING PARTS | 1             |
|  | -95         | S1022Z6-108   | SCREW -----   | 2   |               |
|  |             | NAS446-2-3  | NUT -----<br>-----*                                   | 2   |               |
|  | -95A        | 0505042-2   | PLACARD-MARKER BEACON -----                           | 1   |               |
|  | -95B        | 0400210-2   | PLACARD-COMPASS CORRECTION      FLOATPLANE ONLY ----- | 1   |               |
| -96  | 1220112-4   | PLACARD-FLOATPLANE FLAPS      FLOATPLANE ONLY ----- | 1   |   |               |
|  | 0505009-3   | PLACARD-WINTERIZATION -----                         | 1   |   |               |
| <p>NOTE. *THESE GYROS ARE PHYSICALLY &amp; FUNCTIONALLY INTERCHANGEABLE.</p> <p>NOTE. **THESE GYROS ARE PHYSICALLY &amp; FUNCTIONALLY INTERCHANGEABLE.</p> <p>NOTE. %THIS KIT ALSO INCLUDES TWO DOOR LOCKS &amp; KEYS.</p> <p>NOTE. □THIS PART NUMBER MUST HAVE A SECOND DASH NUMBER ADDED TO DENOTE COLOR. REFER TO HOW TO ORDER INTERIOR PARTS - SEE PAGE XIX.</p> <p>NOTE. ***FOR DUAL ALTIMETER INSTALLATION-20 FT INCREMENTS, USE 2 C661025-0102 ALTIMETERS &amp; 6 EACH AN515B6R16 SCREW, AN936A6B WASHER &amp; AN340B6 NUT.</p> <p>NOTE. %%FOR DUAL ALTIMETER INSTALLATION-50 FT INCREMENTS, USE 2 C661071-0102 ALTIMETERS &amp; 6 EACH AN515B6R16 SCREW, AN936A6B WASHER &amp; AN340B6 NUT.</p> <p>A---172 SERIAL 17261899 THRU 17263458<br/>F172 SERIAL F17201035 THRU F17201234</p> <p>B---172 SERIAL 17261899 THRU 17262983<br/>F172 SERIAL F17201035 THRU F17201234</p> <p>C---172 SERIAL 17262984 THRU 17263458</p> |             |   |   |   |               |

This page intentionally left blank.

| FIGURE AND INDEX NO.   | PART NUMBER                   | DESCRIPTION  | UNITS PER ASSY | USABLE ON CODE |
|------------------------|-------------------------------|--|----------------|----------------|
| 107 -                  |                               | <b>1 2 3 4 5 6 7</b>   |                |                |
| - 1                    | 0513225-4                     | MAP COMPARTMENT INSTALLATION -----<br>BOX ASSEMBLY -----<br>ATTACHING PARTS -----  | NP<br>1        | A              |
| - 2                    | S1021Z6-6                     | SCREW -----  | 4              |                |
| - 3                    | S1021Z4-5                     | SCREW -----  | 2              |                |
| - 4                    | NAS395-1-3                    | NUT -----<br>-----*-----   | 2              |                |
| - 5                    | NAS395-6-3                    | NUT -----  | 4              |                |
| - 6                    | S1213-1<br>0513133-90         | CATCH -----<br>DOOR ASSEMBLY--MAP BOX -----<br>ATTACHING PARTS -----               | 1<br>1<br>1    |                |
| - 7                    | S1021Z6-6                     | SCREW -----<br>-----*-----   | 6              |                |
| - 8                    | 0713303-7<br>AN515-6R6        | KNOB--MAP BOX DOOR -----<br>ATTACHING PARTS -----<br>SCREW -----<br>-----*-----    | 1<br>2         |                |
| - 9                    | S1213-3<br>AN340-8<br>AN936A8 | STRIKER -----<br>ATTACHING PARTS -----<br>NUT -----<br>WASHER -----<br>-----*----- | 1<br>1<br>1    |                |
| CONTINUED ON NEXT PAGE |                               |  |                |                |

Map Compartment

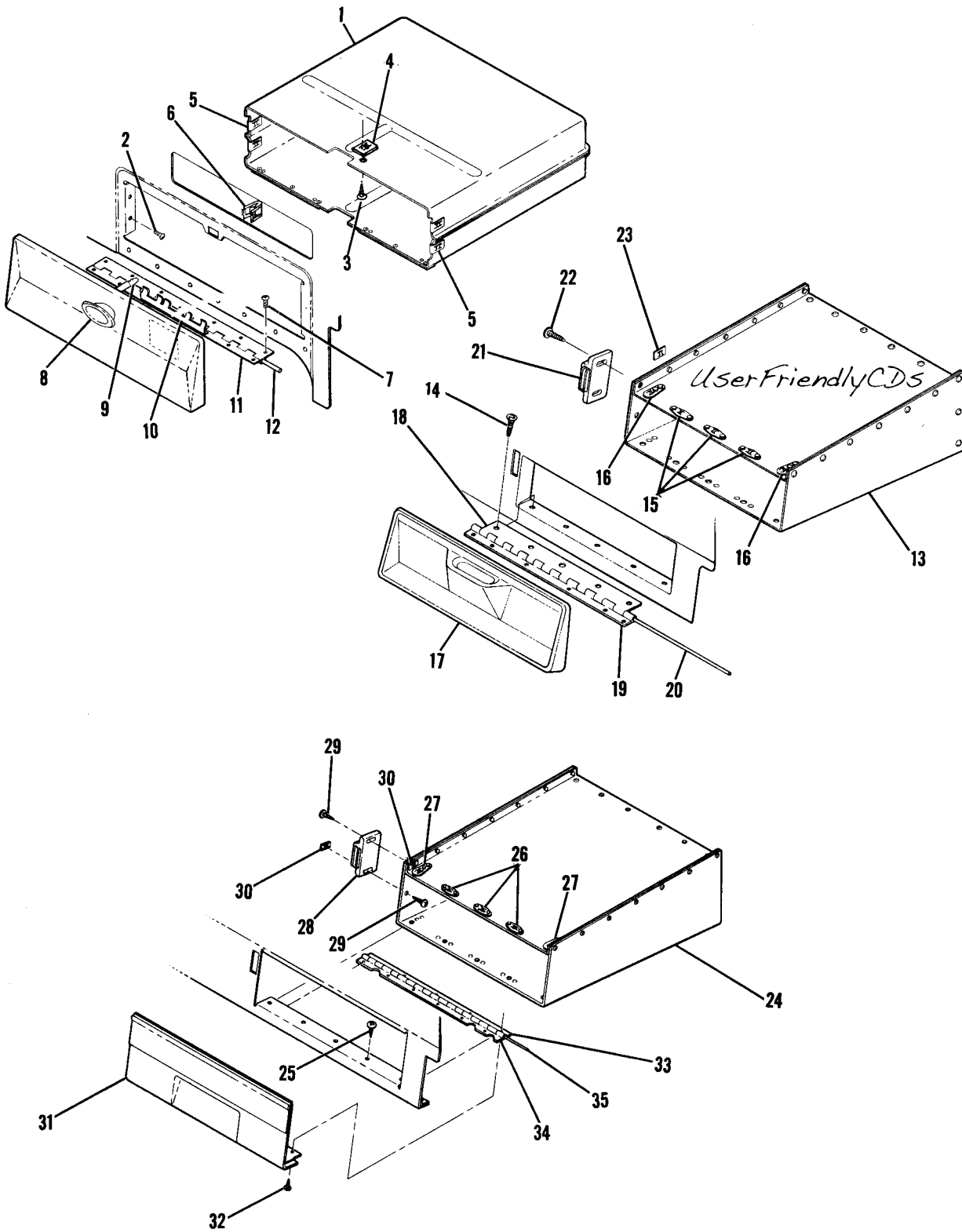


Figure 107. Map Compartment Installation





| FIGURE AND INDEX NO.  | PART NUMBER | DESCRIPTION  |  |   |   |   |   | UNITS PER ASSY | USABLE ON CODE |
|---|-------------|--|--|---|---|---|---|----------------|----------------|
|   |             | 1  | 2  | 3 | 4 | 5 | 6 |                |                |
| 107 -10   | 0411099-3   | RETAINER-FUSE -----                                    |  |   |   |   |   | 1              |                |
| -11   | 0513133-9   | HINGE ASSEMBLY-MAP BOX DOOR -----                      |  |   |   |   |   | 1              |                |
| -12   | MS20253-2   | PIN-HINGE 9.96 IN LG BULK ITEM REF MS20253-2-996 ----- |  |   |   |   |   | 1              |                |
| -13   | 0513320-8   | MAP BOX & DOOR INSTALLATION -----                      |  |   |   |   |   | NP             | B              |
|   |             | CASE ASSEMBLY-MAP -----                                |  |   |   |   |   | 1              |                |
|   |             | ATTACHING PARTS -----                                  |  |   |   |   |   |                |                |
| -14   | S1021Z6-6   | SCREW -----  |  |   |   |   |   | 10             |                |
|   |             | *-----   |  |   |   |   |   |                |                |
| -15   | S1863-2A    | NUT-ANCHOR -----                                       |  |   |   |   |   | 6              |                |
| -16   | S1862-1A    | NUT-ANCHOR -----                                       |  |   |   |   |   | 4              |                |
| -17   | 0513321-1   | □  | DOOR ASSEMBLY-MAP CASE -----                           |   |   |   |   | 1              |                |
| -18   | 0513321-6   |  | HINGE HALF -----                                       |   |   |   |   | 1              |                |
| -19   | 0513321-7   |  | HINGE HALF -----                                       |   |   |   |   | 1              |                |
| -20   | MS20253-2   |  | PIN-HINGE 9.00 IN LG BULK ITEM REF MS20253-2-900 ----- |   |   |   |   | 1              |                |
| -21   | S1895-1     |  | CATCH ASSEMBLY -----                                   |   |   |   |   | 1              |                |
|   |             | ATTACHING PARTS -----                                  |  |   |   |   |   |                |                |
| -22   | S1021Z6-8   |  | SCREW -----  |   |   |   |   | 2              |                |
| -23   | NAS446-2-3  |  | NUT -----  |   |   |   |   | 2              |                |
|   |             | *-----   |  |   |   |   |   |                |                |
| -24   | 0513320-8   |  | MAP BOX & DOOR INSTALLATION -----                      |   |   |   |   | NP             | C              |
|   |             | MAP CASE ASSEMBLY -----                                |  |   |   |   |   | 1              |                |
|   |             | ATTACHING PARTS -----                                  |  |   |   |   |   |                |                |
| -25   | S1021Z6-6   |  | SCREW -----  |   |   |   |   | 10             |                |
|   |             | *-----   |  |   |   |   |   |                |                |
| -26   | S1863-2A    |  | NUT-ANCHOR -----                                       |   |   |   |   | 6              |                |
| -27   | S1862-1A    |  | NUT-ANCHOR -----                                       |   |   |   |   | 4              |                |
| -28   | S1895-1     |  | CATCH ASSEMBLY-MAGNETIC -----                          |   |   |   |   | 1              |                |
|   |             | ATTACHING PARTS -----                                  |  |   |   |   |   |                |                |
| -29   | S1021Z6-8   |  | SCREW -----  |   |   |   |   | 2              |                |
| -30   | NAS446-2-3  |  | NUT -----  |   |   |   |   | 2              |                |
|   |             | *-----   |  |   |   |   |   |                |                |
| -31   | 0513390-12  | □  | DOOR ASSEMBLY-MAP CASE -----                           |   |   |   |   | 1              | D              |
|   | 0513390-29  | □  | DOOR ASSEMBLY-MAP CASE -----                           |   |   |   |   | 1              | E              |
|   | 0513422-1   | □  | DOOR ASSEMBLY-MAP CASE -----                           |   |   |   |   | 1              | F              |
|   | 0513438-1   | □  | DOOR ASSEMBLY-MAP CASE -----                           |   |   |   |   | 1              | G              |
|   |             | ATTACHING PARTS -----                                  |  |   |   |   |   |                |                |
| -32   | AN515-6R12  |  | SCREW -----  |   |   |   |   | 5              | F              |
|   | AN515-6R5   |  | SCREW -----  |   |   |   |   | 5              | G              |
|   | NAS43DD1-40 |  | SPACER -----   |   |   |   |   | 5              | F              |
|   | MS21044N06  |  | NUT -----  |   |   |   |   | 5              |                |
|   | NAS960D6L   |  | WASHER -----   |   |   |   |   | 5              | F              |
|   |             | *-----   |  |   |   |   |   |                |                |
|   | 0513424-2   |  | PAD -----  |   |   |   |   | 1              | F              |
|   | 1514014-1   |  | CAP -----  |   |   |   |   | 1              | F              |
|   | 0513438-8   |  | PAD -----  |   |   |   |   | 1              | G              |
| -33   | 0513316-21  |  | HINGE HALF -----                                       |   |   |   |   | 1              |                |
| -34   | 0513316-22  |  | HINGE HALF -----                                       |   |   |   |   | 1              |                |
| -35   | MS20253P1   |  | PIN-HINGE 8.14 IN LG BULK ITEM REF MS20253P1-814 ----- |   |   |   |   | 1              |                |
| <p>NOTE. □THIS PART NUMBER MUST HAVE A SECOND DASH NUMBER ADDED TO DENOTE COLOR. REFER TO HOW TO ORDER INTERIOR PARTS-PAGE XIX.</p> <p>A---172 SERIAL 17249545 THRU 17250572<br/> P172 SERIAL P17257120 THRU P17257188<br/> F172 SERIAL F172-0001 THRU F172-0018<br/> FP172 SERIAL FP172-0001 THRU FP172-0003</p> <p>B---172 SERIAL 17250573 THRU 17254892<br/> F172 SERIAL F172-0019 THRU F172-0319</p> <p>C---172 SERIAL 17254893 THRU 17263458<br/> F172 SERIAL F172-0320 THRU F17201234</p> <p>D---172 SERIAL 17254893 THRU 17257161<br/> F172 SERIAL F172-0320 THRU F172-0559</p> <p>E---172 SERIAL 17257162 THRU 17259223<br/> F172 SERIAL F172-0560 THRU F17200754</p> <p>F---172 SERIAL 17259224 THRU 17259903<br/> F172 SERIAL F17200755 THRU F17200804</p> <p>G---172 SERIAL 17259904 THRU 17263458<br/> F172 SERIAL F17200805 THRU F17201234</p> |             |  |  |   |   |   |   |                |                |

Fuselage Equipment

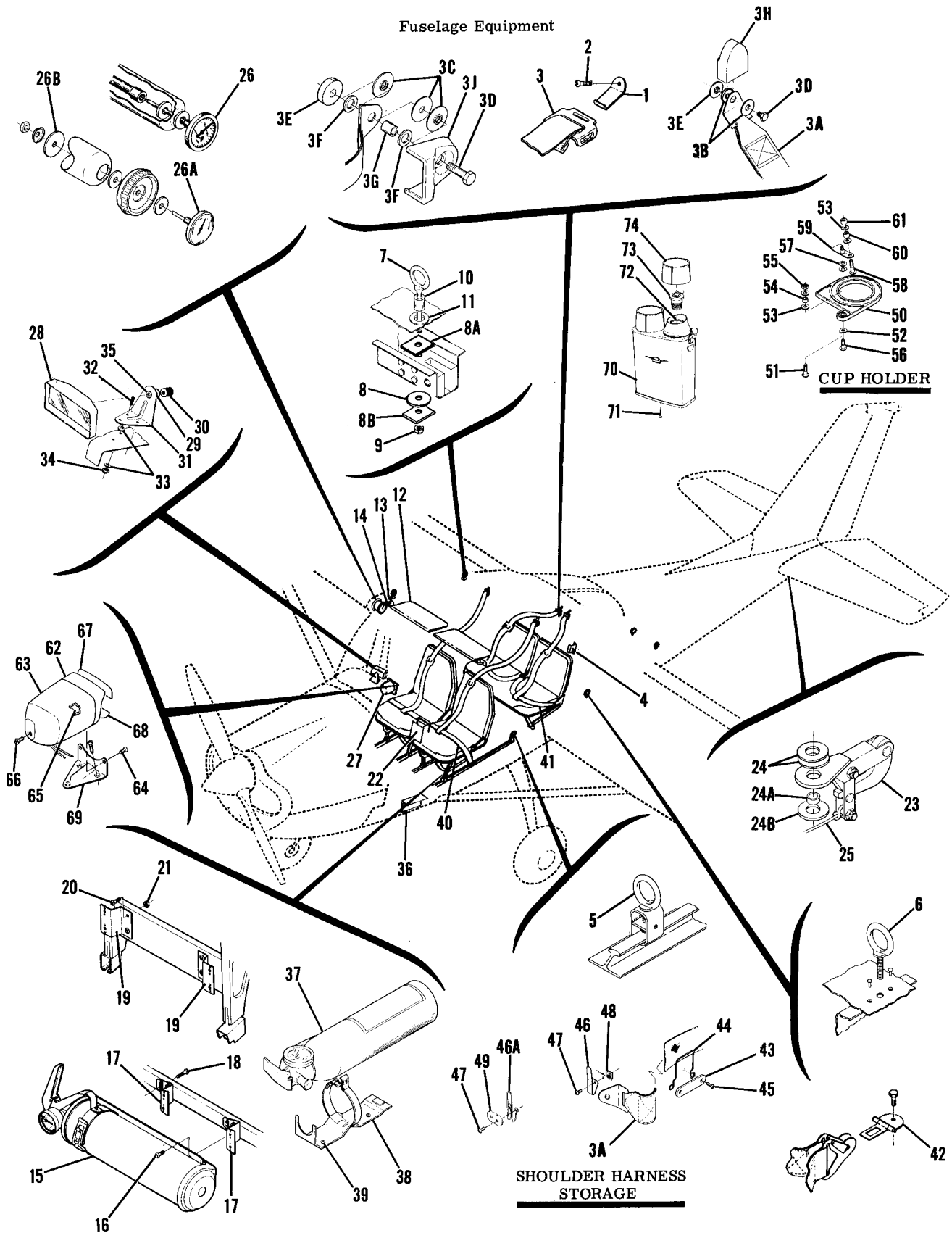


Figure 108. Fuselage Equipment Installation

| FIGURE AND INDEX NO. | PART NUMBER   | DESCRIPTION   | UNITS PER ASSY | USABLE ON CODE |
|----------------------|---------------|---|----------------|----------------|
| 108 -                |               | FUSELAGE EQUIPMENT INSTALLATION -----                         | NP             |                |
| - 1                  | 0500223-3     | HOOK-SHOULDER HARNESS REAR -----                              | 2              | N              |
|                      | 0511232-3     | HOOK-SHOULDER HARNESS FRONT -----                             | 2              | N              |
|                      |               | ATTACHING PARTS   |                |                |
| - 2                  | NAS221-10     | SCREW -----   | 1              |                |
|                      |               | -----*  |                |                |
| - 3                  | S2029-1       | SHOULDER HARNESS ASSEMBLY -----                               | 4              | N              |
| - 3A                 | S2240W201     | SHOULDER HARNESS ASSEMBLY BROWN -----                         | 4              | W              |
|                      | S2240H201     | SHOULDER HARNESS ASSEMBLY BLUE -----                          | 4              | W              |
|                      | S2240G201     | SHOULDER HARNESS ASSEMBLY GREEN -----                         | 4              | W              |
|                      | S2240F201     | SHOULDER HARNESS ASSEMBLY RED -----                           | 4              | W              |
|                      | S2240B201     | SHOULDER HARNESS ASSEMBLY BLACK -----                         | 4              | W              |
|                      | S2240W201     | SHOULDER HARNESS ASSEMBLY BROWN -----                         | 4              | X              |
|                      | S2240L201     | SHOULDER HARNESS ASSEMBLY BLUE -----                          | 4              | X              |
|                      | S2240C201     | SHOULDER HARNESS ASSEMBLY GREEN -----                         | 4              | X              |
|                      | S2240A201     | SHOULDER HARNESS ASSEMBLY RED -----                           | 4              | X              |
|                      | S2240B201     | SHOULDER HARNESS ASSEMBLY BLACK -----                         | 4              | X              |
|                      | S2240W201     | SHOULDER HARNESS ASSEMBLY GOLD -----                          | 4              | Y              |
|                      | S2240U201     | SHOULDER HARNESS ASSEMBLY BLUE -----                          | 4              | Y              |
|                      | S2240AA201    | SHOULDER HARNESS ASSEMBLY OLIVE -----                         | 4              | Y              |
|                      | S2240Z201     | SHOULDER HARNESS ASSEMBLY RED -----                           | 4              | Y              |
|                      | S2240B201     | SHOULDER HARNESS ASSEMBLY BLACK -----                         | 4              | Y              |
|                      | S2240CC201    | SHOULDER HARNESS ASSEMBLY BROWN -----                         | 4              | Z              |
|                      | S2240BB201    | SHOULDER HARNESS ASSEMBLY BLUE -----                          | 4              | Z              |
|                      | S2240AA201    | SHOULDER HARNESS ASSEMBLY GREEN -----                         | 4              | Z              |
|                      | S2240T201     | SHOULDER HARNESS ASSEMBLY RED -----                           | 4              | Z              |
|                      | S2240DD201    | SHOULDER HARNESS ASSEMBLY GOLD -----                          | 4              | Z              |
|                      | S2240B201     | SHOULDER HARNESS ASSEMBLY BLACK -----                         | 4              | Z              |
|                      |               | ATTACHING PARTS   |                |                |
| - 3B                 | S2074-1       | SPACER -----  | 2              | AA             |
| - 3C                 | S2074-1       | SPACER -----  | 3              | AB             |
| - 3D                 | NAS464P4A8    | BOLT FWD SHOULDER HARNESS -----                               | 1              |                |
|                      | NAS464P4A6    | BOLT REAR SHOULDER HARNESS -----                              | 1              |                |
| - 3E                 | 2013131-1     | SPACER FWD SHOULDER HARNESS -----                             | 1              | P              |
| - 3F                 | AN960-616     | WASHER -----  | 2              | AD             |
| - 3G                 | NAS43HT4-22   | SPACER -----  | 1              | AD             |
| - 3H                 | S2076-1       | COVER -----   | 1              | AA             |
| - 3J                 | 0415010-1     | COVER -----   | 1              | AC             |
|                      |               | -----*  |                |                |
| - 4                  | 10004-98      | JACK POINT -----  | 1              | N              |
|                      | 0541208-1     | JACK PAD ASSEMBLY -----                                       | 1              | AF             |
| - 5                  | 0711121-2     | SLIDE ASSEMBLY-CARGO TIE-DOWN -----                           | 2              |                |
| - 6                  | 0511165       | EYEBOLT-CARGO TIE-DOWN -----                                  | 6              |                |
| - 7                  | 0541115-3     | EYEBOLT-HOISTING -----  | 4              |                |
|                      |               | ATTACHING PARTS   |                |                |
| - 8                  | AN970-5       | WASHER LWR -----  | 1              | AE             |
| - 8A                 | 0541115-4     | PLATE UPR -----   | 1              |                |
| - 8B                 | 0541115-4     | PLATE LWR -----   | 1              | U              |
| - 9                  | MS21042L5     | NUT -----   | 1              |                |
|                      |               | -----*  |                |                |
| -10                  | 0541115-2     | SPACER -----  | 4              |                |
| -11                  | MS35489-17    | GROMMET -----   | 4              |                |
| -12                  | 0700122-1     | SUN VISOR ASSEMBLY-LH -----                                   | 1              | AG             |
|                      | 0700122-13    | SUN VISOR ASSEMBLY-LH -----                                   | 1              | D              |
|                      | 0700122-2     | SUN VISOR ASSEMBLY-RH -----                                   | 1              | AG             |
|                      | 0700122-12    | SUN VISOR ASSEMBLY-RH -----                                   | 1              | D              |
|                      |               | ATTACHING PARTS   |                |                |
| -13                  | 0713011-12    | BRACKET-SUN VISOR -----                                       | 1              |                |
| -14                  | AN507-1032R14 | SCREW -----   | 2              |                |
|                      |               | -----*  |                |                |
| -15                  | 0800111-2     | FIRE EXTINGUISHER -----                                       | 1              | L              |
|                      |               | ATTACHING PARTS   |                |                |
| -16                  | AN515-8R8     | SCREW -----   | 4              | L              |
|                      | NAS680A08K    | NUTPLATE -----  | 4              | L              |
|                      |               | -----*  |                |                |
| -17                  | 1400054-2     | BRACKET-FIRE EXTINGUISHER -----                               | 2              | C              |
|                      |               | ATTACHING PARTS   |                |                |
| -18                  | AN515-8R12    | SCREW -----   | 4              | C              |
|                      |               | -----*  |                |                |
| -19                  | 0500120-2     | SUPPORT ASSEMBLY-FIRE EXTINGUISHER ADJUSTABLE SEAT ONLY ----- | 2              | C              |
|                      |               | ATTACHING PARTS   |                |                |
| -20                  | AN515-8R16    | SCREW -----   | 2              | C              |
| -21                  | MS21044N08    | NUT -----   | 2              | C              |
|                      |               | -----*  |                |                |

CONTINUED ON NEXT PAGE

| FIGURE AND INDEX NO. | PART NUMBER     | DESCRIPTION  | UNITS PER ASSY |   |   |   |   |   |   | USABLE ON CODE |   |
|----------------------|-----------------|--|----------------|---|---|---|---|---|---|----------------|---|
|                      |                 |  | 1              | 2 | 3 | 4 | 5 | 6 | 7 |                |   |
| 108 -22              | 0513165-1       | CONTROL LOCK ASSEMBLY -----                            | 1              |   |   |   |   |   |   | A              |   |
|                      | 0513342-1       | CONTROL LOCK ASSEMBLY -----                            | 1              |   |   |   |   |   |   | B              |   |
|                      | 0513385-2       | CONTROL LOCK ASSEMBLY -----                            | 1              |   |   |   |   |   |   | E              |   |
|                      | 0513385-7       | CONTROL LOCK ASSEMBLY -----                            | 1              |   |   |   |   |   |   | P              |   |
|                      | SEE FIG 109     | PORTABLE STRETCHER INSTALLATION -----                  | NP             |   |   |   |   |   |   |                |   |
|                      | 0501019-1       | TOW BAR -----  | 1              |   |   |   |   |   |   |                |   |
|                      | 10004-101-1     | TIRE EXPANDER -----                                    | 1              |   |   |   |   |   |   |                | A |
|                      | SEE FIG 18      | CUP-FUEL SAMPLER -----                                 | 1              |   |   |   |   |   |   |                |   |
|                      | 0500228-2       | TOW HOOK-GLIDER -----                                  | 1              |   |   |   |   |   |   |                |   |
|                      |                 | ATTACHING PARTS  |                |   |   |   |   |   |   |                |   |
| -23                  | AN970-5         | WASHER-TOW HOOK -----                                  | 2              |   |   |   |   |   |   |                |   |
| -24A                 | 0500228-5       | BUSHING -----  | 1              |   |   |   |   |   |   |                |   |
| -24B                 | S1450-5-14      | WASHER -----   | 1              |   |   |   |   |   |   |                |   |
|                      | ----            | ----   |                |   |   |   |   |   |   |                |   |
| -25                  | 0500228-3       | CORD-TOW HOOK -----                                    | 1              |   |   |   |   |   |   |                |   |
| -26                  | S1322-1         | GAGE-OUTSIDE AIR TEMPERATURE WEU C668507-0101 -----    | 1              |   |   |   |   |   |   | J              |   |
| -26A                 | C668507-0101    | GAGE-OUTSIDE AIR TEMPERATURE -----                     | 1              |   |   |   |   |   |   | K              |   |
| -26B                 | S1450-5A24-040  | WASHER USED WITH C668507-0101 -----                    | 1              |   |   |   |   |   |   | K              |   |
| -27                  | 0713068-1       | COMPASS ASSEMBLY WHEN EXHAUSTED USE C660501-0201 ----- | 1              |   |   |   |   |   |   | G              |   |
|                      | C660501-0201    | COMPASS ASSEMBLY -----                                 | 1              |   |   |   |   |   |   | H              |   |
|                      |                 | ATTACHING PARTS  |                |   |   |   |   |   |   |                |   |
|                      | AN51596R12      | SCREW -----  | 2              |   |   |   |   |   |   |                |   |
|                      | ----            | ----   |                |   |   |   |   |   |   |                |   |
| -28                  | 0500312-2       | REAR VIEW MIRROR INSTALLATION -----                    | NP             |   |   |   |   |   |   | D              |   |
|                      |                 | MIRROR & COVER ASSEMBLY -----                          | 1              |   |   |   |   |   |   |                |   |
|                      |                 | ATTACHING PARTS  |                |   |   |   |   |   |   |                |   |
| -29                  | S1450-4A11-.063 | WASHER -----   | 1              |   |   |   |   |   |   |                |   |
| -30                  | 0500313-1       | NUT-REAR VIEW MIRROR -----                             | 1              |   |   |   |   |   |   |                |   |
|                      | ----            | ----   |                |   |   |   |   |   |   |                |   |
| -31                  | 0500310-1       | BRACKET ASSEMBLY -----                                 | 1              |   |   |   |   |   |   |                |   |
|                      |                 | ATTACHING PARTS  |                |   |   |   |   |   |   |                |   |
| -32                  | AN5078832R8     | SCREW -----  | 3              |   |   |   |   |   |   |                |   |
| -33                  | S1450-3A14-.050 | WASHER -----   | 4              |   |   |   |   |   |   |                |   |
| -34                  | MS203658832C    | NUT -----  | 3              |   |   |   |   |   |   |                |   |
|                      | ----            | ----   |                |   |   |   |   |   |   |                |   |
| -35                  | MS35489-6       | GROMMET-BRACKET ASSEMBLY -----                         | 1              |   |   |   |   |   |   |                |   |
| -36                  | SEE FIG 110     | STEP & HANDLE INSTALLATION -----                       | 1              |   |   |   |   |   |   | F              |   |
| -37                  | C421001-0101    | FIRE EXTINGUISHER -----                                | 1              |   |   |   |   |   |   | M              |   |
| -38                  | C421001-0102    | BRACKET ASSEMBLY-FIRE EXTINGUISHER -----               | 1              |   |   |   |   |   |   | M              |   |
|                      |                 | ATTACHING PARTS  |                |   |   |   |   |   |   |                |   |
| -39                  | AN520-10R8      | SCREW -----  | 4              |   |   |   |   |   |   | M              |   |
|                      | NAS680A3        | NUTPLATE -----   | 4              |   |   |   |   |   |   | M              |   |
|                      | ----            | ----   |                |   |   |   |   |   |   |                |   |
| -40                  | SEE FIG 87      | SAFETY BELT ASSEMBLY-FRONT SEAT -----                  | 2              |   |   |   |   |   |   | Q              |   |
|                      | SEE FIG 88      | SAFETY BELT ASSEMBLY-FRONT SEAT -----                  | 2              |   |   |   |   |   |   | R              |   |
|                      | S2240W103 *     | SAFETY BELT ASSEMBLY-FRONT SEAT BROWN -----            | 2              |   |   |   |   |   |   | W              |   |
|                      | S2240H103 *     | SAFETY BELT ASSEMBLY-FRONT SEAT BLUE -----             | 2              |   |   |   |   |   |   | W              |   |
|                      | S2240C103 *     | SAFETY BELT ASSEMBLY-FRONT SEAT GREEN -----            | 2              |   |   |   |   |   |   | W              |   |
|                      | S2240F103 *     | SAFETY BELT ASSEMBLY-FRONT SEAT RED -----              | 2              |   |   |   |   |   |   | W              |   |
|                      | S2240B103 *     | SAFETY BELT ASSEMBLY-FRONT SEAT BLACK -----            | 2              |   |   |   |   |   |   | W              |   |
|                      | S2240W103 *     | SAFETY BELT ASSEMBLY-FRONT SEAT BROWN -----            | 2              |   |   |   |   |   |   | X              |   |
|                      | S2240L103 *     | SAFETY BELT ASSEMBLY-FRONT SEAT BLUE -----             | 2              |   |   |   |   |   |   | X              |   |
|                      | S2240C103 *     | SAFETY BELT ASSEMBLY-FRONT SEAT GREEN -----            | 2              |   |   |   |   |   |   | X              |   |
|                      | S2240A103 *     | SAFETY BELT ASSEMBLY-FRONT SEAT RED -----              | 2              |   |   |   |   |   |   | X              |   |
|                      | S2240B103 *     | SAFETY BELT ASSEMBLY-FRONT SEAT BLACK -----            | 2              |   |   |   |   |   |   | X              |   |
|                      | S2240W103 *     | SAFETY BELT ASSEMBLY-FRONT SEAT GOLD -----             | 2              |   |   |   |   |   |   | Y              |   |
|                      | S2240U103 *     | SAFETY BELT ASSEMBLY-FRONT SEAT BLUE -----             | 2              |   |   |   |   |   |   | Y              |   |
|                      | S2240AA103 *    | SAFETY BELT ASSEMBLY-FRONT SEAT OLIVE -----            | 2              |   |   |   |   |   |   | Y              |   |
|                      | S2240Z103 *     | SAFETY BELT ASSEMBLY-FRONT SEAT RED -----              | 2              |   |   |   |   |   |   | Y              |   |
|                      | S2240B103 *     | SAFETY BELT ASSEMBLY-FRONT SEAT BLACK -----            | 2              |   |   |   |   |   |   | Y              |   |
|                      | S2240CC103 *    | SAFETY BELT ASSEMBLY-FRONT SEAT BROWN -----            | 2              |   |   |   |   |   |   | Z              |   |
|                      | S2240BB103 *    | SAFETY BELT ASSEMBLY-FRONT SEAT BLUE -----             | 2              |   |   |   |   |   |   | Z              |   |
|                      | S2240AA103 *    | SAFETY BELT ASSEMBLY-FRONT SEAT GREEN -----            | 2              |   |   |   |   |   |   | Z              |   |
|                      | S2240T103 *     | SAFETY BELT ASSEMBLY-FRONT SEAT RED -----              | 2              |   |   |   |   |   |   | Z              |   |
|                      | S2240DD103 *    | SAFETY BELT ASSEMBLY-FRONT SEAT GOLD -----             | 2              |   |   |   |   |   |   | Z              |   |
|                      | S2240B103 *     | SAFETY BELT ASSEMBLY-FRONT SEAT BLACK -----            | 2              |   |   |   |   |   |   | Z              |   |
|                      |                 | ATTACHING PARTS  |                |   |   |   |   |   |   |                |   |
|                      | AN4-6A          | BOLT -----   | 2              |   |   |   |   |   |   |                |   |
|                      | NAS43HT4-22     | SPACER -----   | 2              |   |   |   |   |   |   |                |   |
|                      | MS21042L4       | NUT -----  | 2              |   |   |   |   |   |   |                |   |
|                      | ----            | ----   |                |   |   |   |   |   |   |                |   |

CONTINUED ON NEXT PAGE

| FIGURE AND INDEX NO. | PART NUMBER | DESCRIPTION                          |                                      |   |   |   |   |   | UNITS PER ASSY | USABLE ON CODE |   |
|----------------------|-------------|--------------------------------------|--------------------------------------|---|---|---|---|---|----------------|----------------|---|
|                      |             | 1                                    | 2                                    | 3 | 4 | 5 | 6 | 7 |                |                |   |
| 108 -41              | SEE FIG 95  | SEAT BELT ASSY-REAR SEAT -----       |                                      |   |   |   |   |   | 2              | S              |   |
|                      | S1746W13    | SEAT BELT ASSY-REAR SEAT BROWN ----- |                                      |   |   |   |   |   | 2              | W              |   |
|                      | S1746H13    | SEAT BELT ASSY-REAR SEAT BLUE -----  |                                      |   |   |   |   |   | 2              | W              |   |
|                      | S1746G13    | SEAT BELT ASSY-REAR SEAT GREEN ----- |                                      |   |   |   |   |   | 2              | W              |   |
|                      | S1746F13    | SEAT BELT ASSY-REAR SEAT RED -----   |                                      |   |   |   |   |   | 2              | W              |   |
|                      | S1746B13    | SEAT BELT ASSY-REAR SEAT BLACK ----- |                                      |   |   |   |   |   | 2              | W              |   |
|                      | S1746W13    | SEAT BELT ASSY-REAR SEAT BROWN ----- |                                      |   |   |   |   |   | 2              | X              |   |
|                      | S1746L13    | SEAT BELT ASSY-REAR SEAT BLUE -----  |                                      |   |   |   |   |   | 2              | X              |   |
|                      | S1746C13    | SEAT BELT ASSY-REAR SEAT GREEN ----- |                                      |   |   |   |   |   | 2              | X              |   |
|                      | S1746A13    | SEAT BELT ASSY-REAR SEAT RED -----   |                                      |   |   |   |   |   | 2              | X              |   |
|                      | S1746B13    | SEAT BELT ASSY-REAR SEAT BLACK ----- |                                      |   |   |   |   |   | 2              | X              |   |
|                      | S1746W13    | SEAT BELT ASSY-REAR SEAT GOLD -----  |                                      |   |   |   |   |   | 2              | Y              |   |
|                      | S1746U13    | SEAT BELT ASSY-REAR SEAT BLUE -----  |                                      |   |   |   |   |   | 2              | Y              |   |
|                      | S1746AA13   | SEAT BELT ASSY-REAR SEAT OLIVE ----- |                                      |   |   |   |   |   | 2              | Y              |   |
|                      | S1746Z13    | SEAT BELT ASSY-REAR SEAT RED -----   |                                      |   |   |   |   |   | 2              | Y              |   |
|                      | S1746B13    | SEAT BELT ASSY-REAR SEAT BLACK ----- |                                      |   |   |   |   |   | 2              | Y              |   |
|                      | S1746CC13   | SEAT BELT ASSY-REAR SEAT BROWN ----- |                                      |   |   |   |   |   | 2              | Z              |   |
|                      | S1746BB13   | SEAT BELT ASSY-REAR SEAT BLUE -----  |                                      |   |   |   |   |   | 2              | Z              |   |
|                      | S1746AA13   | SEAT BELT ASSY-REAR SEAT GREEN ----- |                                      |   |   |   |   |   | 2              | Z              |   |
|                      | S1746T13    | SEAT BELT ASSY-REAR SEAT RED -----   |                                      |   |   |   |   |   | 2              | Z              |   |
|                      | S1746DD13   | SEAT BELT ASSY-REAR SEAT GOLD -----  |                                      |   |   |   |   |   | 2              | Z              |   |
|                      | S1746B13    | SEAT BELT ASSY-REAR SEAT BLACK ----- |                                      |   |   |   |   |   | 2              | Z              |   |
|                      | S2240W108   | *                                    | SEAT BELT ASSY-REAR SEAT BROWN ----- |   |   |   |   |   |                | 2              | W |
|                      | S2240H108   | *                                    | SEAT BELT ASSY-REAR SEAT BLUE -----  |   |   |   |   |   |                | 2              | W |
|                      | S2240G108   | *                                    | SEAT BELT ASSY-REAR SEAT GREEN ----- |   |   |   |   |   |                | 2              | W |
|                      | S2240F108   | *                                    | SEAT BELT ASSY-REAR SEAT RED -----   |   |   |   |   |   |                | 2              | W |
|                      | S2240B108   | *                                    | SEAT BELT ASSY-REAR SEAT BLACK ----- |   |   |   |   |   |                | 2              | W |
|                      | S2240W108   | *                                    | SEAT BELT ASSY-REAR SEAT BROWN ----- |   |   |   |   |   |                | 2              | X |
|                      | S2240L108   | *                                    | SEAT BELT ASSY-REAR SEAT BLUE -----  |   |   |   |   |   |                | 2              | X |
|                      | S2240C108   | *                                    | SEAT BELT ASSY-REAR SEAT GREEN ----- |   |   |   |   |   |                | 2              | X |
|                      | S2240A108   | *                                    | SEAT BELT ASSY-REAR SEAT RED -----   |   |   |   |   |   |                | 2              | X |
|                      | S2240B108   | *                                    | SEAT BELT ASSY-REAR SEAT BLACK ----- |   |   |   |   |   |                | 2              | X |
|                      | S2240W108   | *                                    | SEAT BELT ASSY-REAR SEAT GOLD -----  |   |   |   |   |   |                | 2              | Y |
|                      | S2240U108   | *                                    | SEAT BELT ASSY-REAR SEAT BLUE -----  |   |   |   |   |   |                | 2              | Y |
|                      | S2240AA108  | *                                    | SEAT BELT ASSY-REAR SEAT OLIVE ----- |   |   |   |   |   |                | 2              | Y |
|                      | S2240Z108   | *                                    | SEAT BELT ASSY-REAR SEAT RED -----   |   |   |   |   |   |                | 2              | Y |
|                      | S2240B108   | *                                    | SEAT BELT ASSY-REAR SEAT BLACK ----- |   |   |   |   |   |                | 2              | Y |
|                      | S2240CC108  | *                                    | SEAT BELT ASSY-REAR SEAT BROWN ----- |   |   |   |   |   |                | 2              | Z |
|                      | S2240BB108  | *                                    | SEAT BELT ASSY-REAR SEAT BLUE -----  |   |   |   |   |   |                | 2              | Z |
|                      | S2240AA108  | *                                    | SEAT BELT ASSY-REAR SEAT GREEN ----- |   |   |   |   |   |                | 2              | Z |
|                      | S2240T108   | *                                    | SEAT BELT ASSY-REAR SEAT RED -----   |   |   |   |   |   |                | 2              | Z |
|                      | S2240DD108  | *                                    | SEAT BELT ASSY-REAR SEAT GOLD -----  |   |   |   |   |   |                | 2              | Z |
|                      | S2240B108   | *                                    | SEAT BELT ASSY-REAR SEAT BLACK ----- |   |   |   |   |   |                | 2              | Z |
|                      |             |                                      | ATTACHING PARTS                      |   |   |   |   |   |                |                |   |
|                      |             | AN4-6A                               | BOLT -----                           |   |   |   |   |   |                | 2              |   |
|                      |             | NAS43HT4-10                          | SPACER -----                         |   |   |   |   |   |                | 2              |   |
|                      |             | AN960-416                            | WASHER -----                         |   |   |   |   |   |                | 2              | Z |
|                      |             | MS21042L4                            | NUT -----                            |   |   |   |   |   |                | 2              |   |
|                      |             |                                      | *-----                               |   |   |   |   |   |                |                |   |
|                      | -42         | 0711083-1                            | LATCH ASSEMBLY -----                 |   |   |   |   |   |                | 2              |   |
|                      |             |                                      | ATTACHING PARTS                      |   |   |   |   |   |                |                |   |
|                      |             | AN4-6A                               | BOLT -----                           |   |   |   |   |   |                | 2              |   |
|                      |             |                                      | *-----                               |   |   |   |   |   |                |                |   |
|                      | -43         | S2081-2                              | COVER-SHOULDER HARNESS CLIP -----    |   |   |   |   |   |                | AR             |   |
|                      | -44         | S2081-1                              | CLIP-SHOULDER HARNESS STORAGE -----  |   |   |   |   |   |                | AR             |   |
|                      |             | ATTACHING PARTS                      |                                      |   |   |   |   |   |                |                |   |
| -45                  | S1023A6-8C  | SCREW -----                          |                                      |   |   |   |   |   | 2              |                |   |
|                      |             | *-----                               |                                      |   |   |   |   |   |                |                |   |
| -46                  | S2080-1     | HOOK-SHOULDER HARNESS STORAGE -----  |                                      |   |   |   |   |   | 2              | V              |   |
| -46A                 | S2081-5     | HOOK-SHOULDER HARNESS STORAGE -----  |                                      |   |   |   |   |   | 2              | Y              |   |
|                      |             | ATTACHING PARTS                      |                                      |   |   |   |   |   |                |                |   |
| -47                  | S1021Z4-6C  | SCREW -----                          |                                      |   |   |   |   |   | 2              |                |   |
| -48                  | NAS446-1-3  | NUT -----                            |                                      |   |   |   |   |   | 2              |                |   |
|                      |             | *-----                               |                                      |   |   |   |   |   |                |                |   |
| -49                  | S2081-4     | COVER-SHOULDER HARNESS CLIP -----    |                                      |   |   |   |   |   | 2              | Y              |   |

CONTINUED ON NEXT PAGE

| FIGURE AND INDEX NO.   | PART NUMBER  | DESCRIPTION                               | UNITS PER ASSY | USABLE ON CODE |
|--|--------------|---|----------------|----------------|
| 108 -50  | 0501022-1    | CUP HOLDER -----<br>ATTACHING PARTS ----- | 2              | T              |
| -51  | AN525-10R14  | SCREW RH -----                            | 1              | T              |
| -52  | S1357-3      | WASHER -----                              | 1              | T              |
| -53  | AN960-10L    | WASHER -----                              | 2              | T              |
| -54  | NAS43DD3-8   | SPACER RH -----                           | 1              | T              |
| -55  | MS21044N3    | NUT RH -----                              | 1              | T              |
| -56  | AN525-10R12  | SCREW LH -----                            | 1              | T              |
| -57  | AN960-10     | WASHER LH -----                           | 2              | T              |
| -58  | AN525-832R20 | SCREW LH -----                            | 1              | T              |
| -59  | 0513437-2    | BRACKET ASSY LH -----                     | 1              | T              |
| -60  | NAS43DD3-26  | SPACER LH -----                           | 1              | T              |
| -61  | NAS43DD3-19  | SPACER LH -----                           | 1              | T              |
|  |              | -----*                                    |                |                |
|  |              | COMPASS INSTALLATION -----                | NP             | U              |
| -62  | 0413517-13   | BEZEL-COMPASS -----                       | 1              |                |
| -63  | 0413517-12   | CUP-COMPASS -----                         | 1              |                |
|  |              | ATTACHING PARTS -----                     |                |                |
| -64  | AN510B4R8    | SCREW -----                               | 2              |                |
|  |              | -----*                                    |                |                |
| -65  | C660501-0101 | COMPASS -----                             | 1              |                |
|  |              | ATTACHING PARTS -----                     |                |                |
| -66  | AN507B832R14 | SCREW -----                               | 1              |                |
|  |              | -----*                                    |                |                |
| -67  | 0400213-5    | PLACARD -----                             | 1              |                |
| -68  | 0400213-4    | PLACARD -----                             | 1              |                |
| -69  | SEE FIG 33   | BRACKET -----                             | 1              |                |
| -70  | C733001-0101 | TWIN PACK ASSY-BEVERAGE -----             | 1              | U              |
| -71  | S1021A10-16  | SCREW -----                               | 2              |                |
| -72  | 01           | FILLER LFC -----                          | 2              |                |
| -73  | C733001-0103 | STOPPER -----                             | 2              |                |
| -74  | 1195-3061    | CAP LFC -----                             | 2              |                |
| <p>NOTE. *WHEN ORDERING SEAT BELTS FOR AUSTRALIAN USE, ADD VH TO PART NUMBER. EXAMPLE-S2240WL03VH</p> <p>NOTE. ‡THESE SEAT BELTS ARE TO BE USED ON AIRPLANES EQUIPPED WITH SHOULDER HARNESS.</p> <p>A---172 SERIAL 17249545 THRU 17250572<br/> P172 SERIAL P17257120 THRU P17257188<br/> F172 SERIAL F172-0001 THRU F172-0018<br/> FP172 SERIAL FP172-0001 THRU FP172-0003</p> <p>B---172 SERIAL 17250573 THRU 17253392<br/> F172 SERIAL F172-0019 THRU F172-0179</p> <p>C---172 SERIAL 17250573 THRU 17251822<br/> F172 SERIAL F172-0019 THRU F172-0085</p> <p>D---172 SERIAL 17251823 THRU 17263458<br/> F172 SERIAL F172-0086 THRU F17201234</p> <p>E---172 SERIAL 17253393 THRU 17259223<br/> F172 SERIAL F172-0180 THRU F17200754</p> <p>F---172 SERIAL 17257162 THRU 17263458<br/> F172 SERIAL F172-0560 THRU F17201234</p> <p>G---172 SERIAL 17249545 THRU 17258170<br/> F172 SERIAL F172-0001 THRU F17200739</p> <p>H---172 SERIAL 17258171 THRU 17259903<br/> F172 SERIAL F17200740 THRU F17200804</p> <p>J---172 SERIAL 17249545 THRU 17257175<br/> F172 SERIAL F172-0001 THRU F172-0619</p> <p>K---172 SERIAL 17257176 THRU 17263458<br/> F172 SERIAL F172-0620 THRU F17201234</p> <p>L---172 SERIAL 17249545 THRU 17258890<br/> F172 SERIAL F172-0001 THRU F17200754<br/> P172 SERIAL P17257120 THRU P17257188<br/> FP172 SERIAL FP172-0001 THRU FP172-0003</p> <p>M---172 SERIAL 17258891 THRU 17263458<br/> F172 SERIAL F17200755 THRU F17201234</p> |              |   |                |                |
| CONTINUED ON NEXT PAGE   |              |   |                |                |

| FIGURE AND INDEX NO. | PART NUMBER | DESCRIPTION   | UNITS PER ASSY | USABLE ON CODE |
|----------------------|-------------|---|----------------|----------------|
| 108 -                |             | <p style="text-align: center;"><b>1 2 3 4 5 6 7</b></p> <p>N---172 SERIAL 17249545 THRU 17259223<br/> F172 SERIAL F172-0001 THRU F17200754<br/> P172 SERIAL P17257120 THRU P17257188<br/> FP172 SERIAL FP172-0001 THRU FP172-0003</p> <p>P---172 SERIAL 17259224 THRU 17263458<br/> F172 SERIAL F17200755 THRU F17201234</p> <p>Q---172 SERIAL 17249545 THRU 17256512<br/> F172 SERIAL F172-0001 THRU F172-0431<br/> F172-0436 THRU F172-0442<br/> F172-0444 THRU F172-0446<br/> P172 SERIAL P17257120 THRU P17257188<br/> FP172 SERIAL FP172-0001 THRU FP172-0003</p> <p>R---172 SERIAL 17256513 THRU 17259223<br/> F172 SERIAL F172-0432 THRU F172-0435<br/> F172-0443, F172-0447, THRU F17200754</p> <p>S---172 SERIAL 17249545 THRU 17259223<br/> F172 SERIAL F172-0001 THRU F17200754<br/> P172 SERIAL P17257120 THRU P17257188<br/> FP172 SERIAL FP172-0001 THRU FP172-0003</p> <p>T---172 SERIAL 17259904 THRU 17263458<br/> F172 SERIAL F17200805 THRU F17201234</p> <p>U---172 SERIAL 17260759 THRU 17263458<br/> F172 SERIAL F17200905 THRU F17201234</p> <p>V---172 SERIAL 17259224 THRU 17260758<br/> F172 SERIAL F17200755 THRU F17200905</p> <p>W---172 SERIAL 17259224 THRU 17259903<br/> F172 SERIAL F17200755 THRU F17200804</p> <p>X---172 SERIAL 17259904 THRU 17260758<br/> F172 SERIAL F17200805 THRU F17200904</p> <p>Y---172 SERIAL 17260759 THRU 17261898<br/> F172 SERIAL F17200905 THRU F17201034</p> <p>Z---172 SERIAL 17261899 THRU 17263458<br/> F172 SERIAL F17201035 THRU F17201234</p> <p>AA---172 SERIAL 17259224 THRU 17262310<br/> F172 SERIAL F17200755 THRU F1721224</p> <p>AB---172 SERIAL 17262311 THRU 17263049<br/> F172 SERIAL F17201225 THRU F17201234</p> <p>AC---172 SERIAL 17262311 THRU 17263458<br/> F172 SERIAL F17201225 THRU F17201234</p> <p>AD---172 SERIAL 17263050 THRU 17263458</p> <p>AE---172 SERIAL 17249545 THRU 17260758<br/> F172 SERIAL F172-0001 THRU F17200904<br/> P172 SERIAL P17257120 THRU P17257188<br/> FP172 SERIAL FP172-0001 THRU FP172-0003</p> <p>AF---172 SERIAL 17259224 THRU 17260554<br/> F172 SERIAL F17200755 THRU F1720879</p> <p>AG---172 SERIAL 17249545 THRU 17251822<br/> F172 SERIAL F172-0001 THRU F172-0085</p> |                |                |

Fuselage Equipment (Cont)

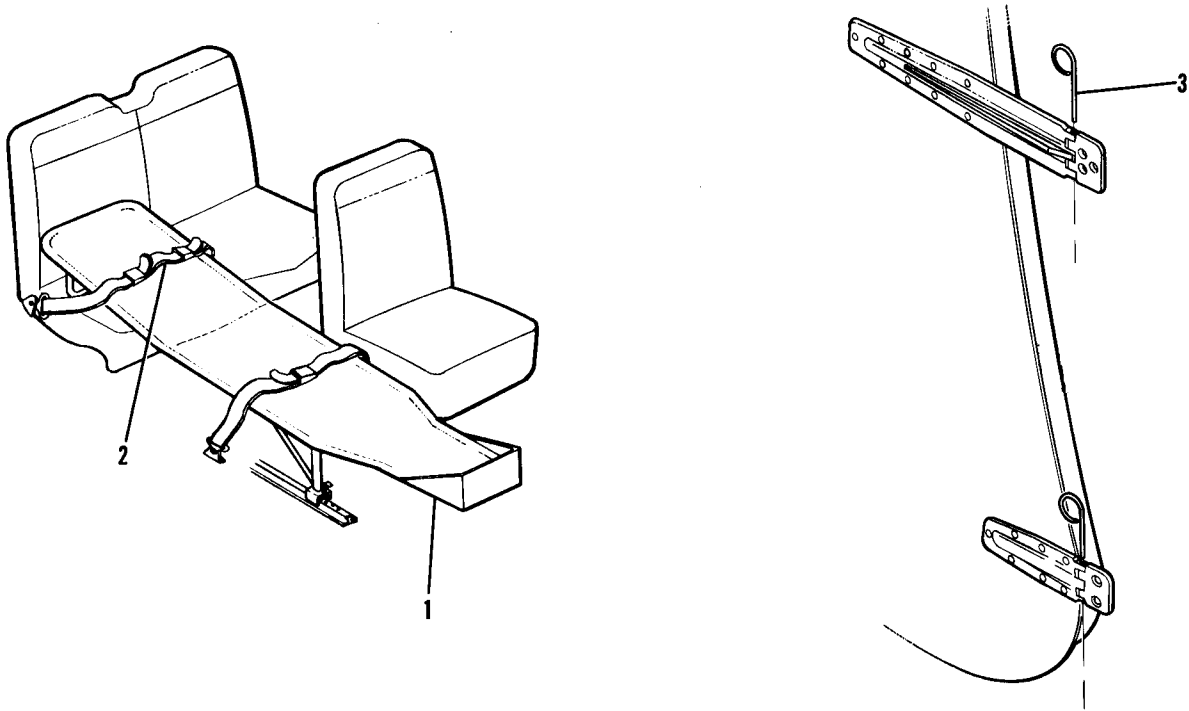
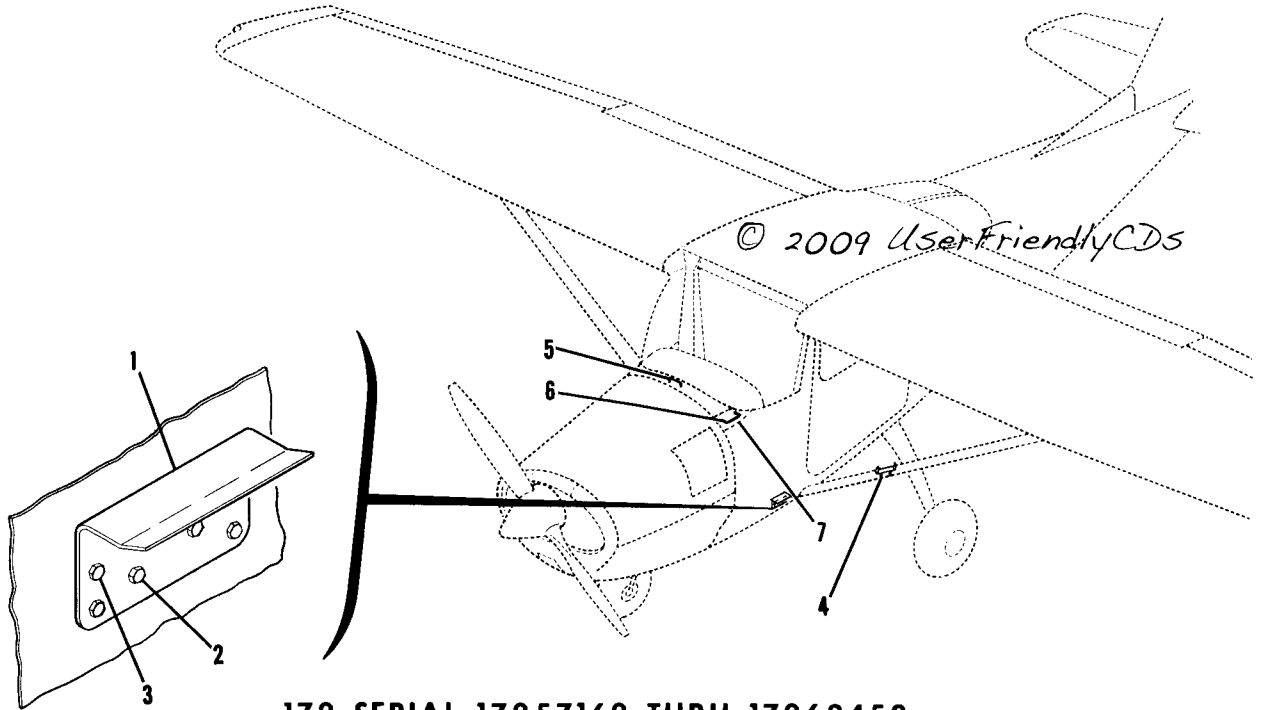


Figure 109. Portable Stretcher Installation

| FIGURE AND INDEX NO. | PART NUMBER | DESCRIPTION                                | UNITS PER ASSY | USABLE ON CODE |
|----------------------|-------------|--|----------------|----------------|
| 109 -                |             | STRETCHER INSTALLATION-PORTABLE -----      | NP             |                |
| - 1                  | 0700164-6   | STRETCHER-PORTABLE -----                   | 1              |                |
| - 2                  | FDC2475-50  | BELT-EXTENSION DAPI -----                  | 1              |                |
|                      | S1809-1     | BELT-EXTENSION METAL TO METAL BUCKLE ----- | 1              |                |
| - 3                  | S1426-2     | PIN-HINGE -----                            | 2              |                |



Fuselage Equipment (Cont)

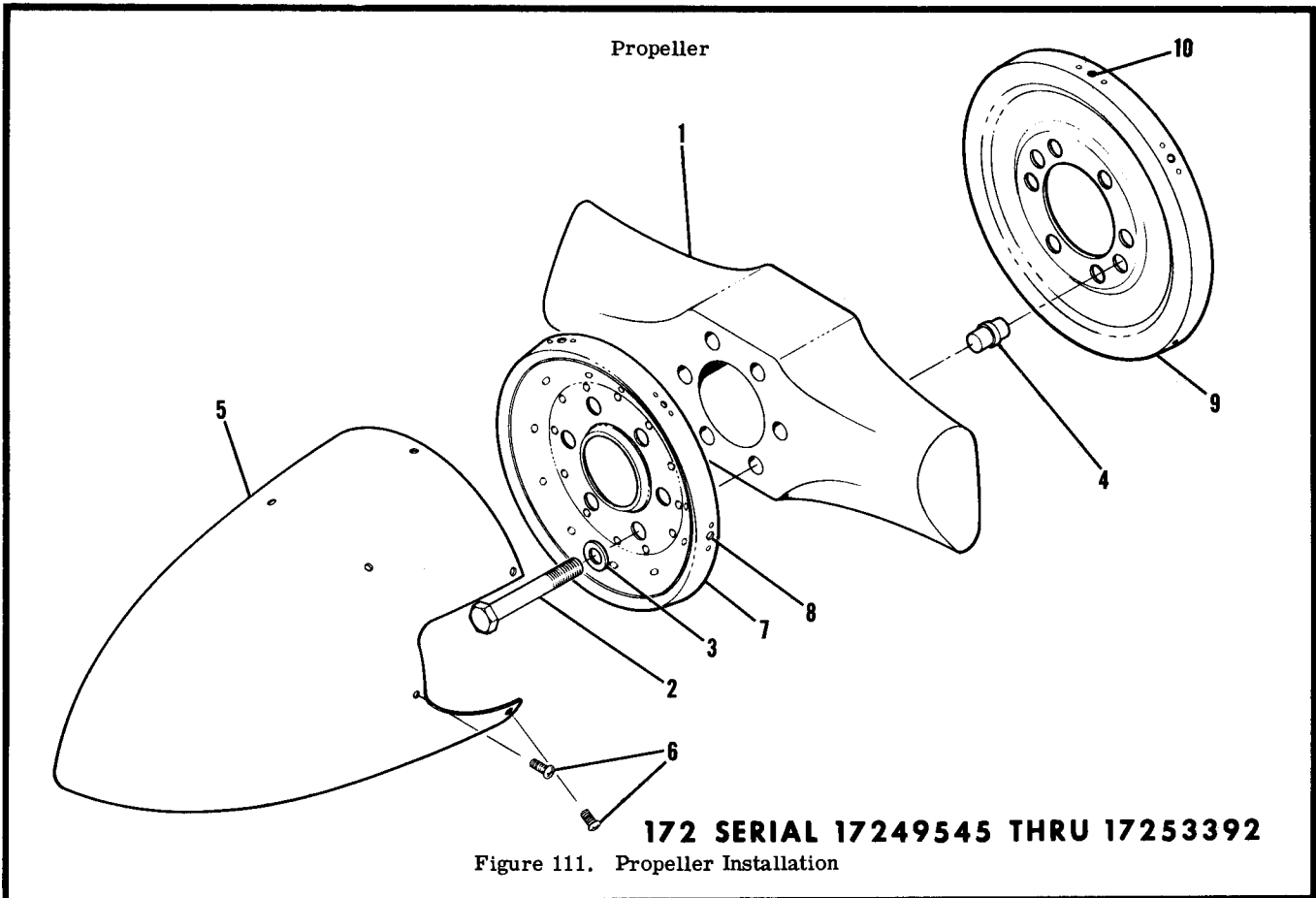


172 SERIAL 17257162 THRU 17263458  
 F172 SERIAL F172-0560 THRU F17201234

Figure 110. Step & Handle Installation

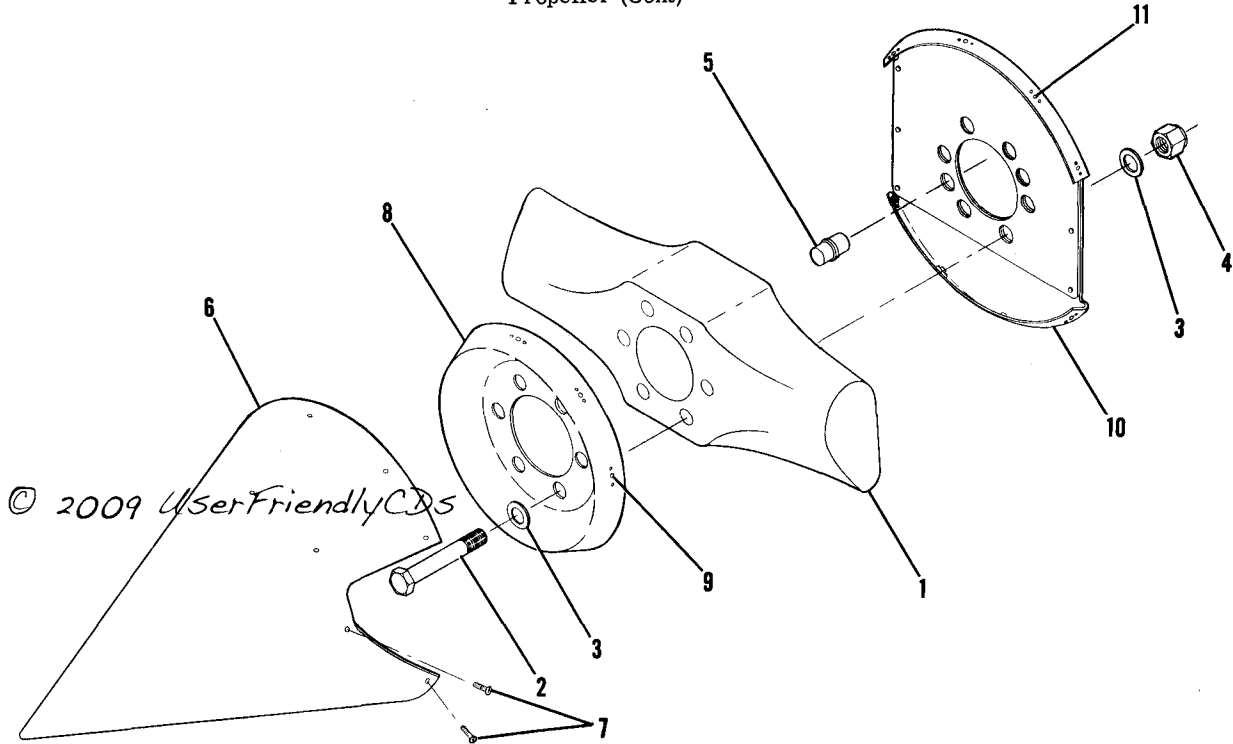
| FIGURE AND INDEX NO. | PART NUMBER                                 | DESCRIPTION  | UNITS PER ASSY   | USABLE ON CODE |
|----------------------|---|--|------------------|----------------|
| 110 -                |   | 1 2 3 4 5 6 7<br>STEP & HANDLE INSTALLATION-REFUELING -----  | NP               | A              |
| - 1                  | 0513395-1<br>0513395-2                      | STEP-LH -----<br>STEP-RH -----   | 1<br>1           |                |
| - 2                  | AN3-4A<br>MS21044N3<br>AN960D10L<br>AN970-3 | ATTACHING PARTS<br>BOLT -----<br>NUT -----<br>WASHER -----<br>WASHER -----   | 6<br>6<br>5<br>1 |                |
| - 3                  |   | ---*---  |                  |                |
| - 4                  | 0500276-1<br>0500276-2                      | STEP ASSEMBLY-STRUT LH -----<br>STEP ASSEMBLY-STRUT RH -----   | 1<br>1           |                |
|                      | AN3-3A<br>MS21044N3<br>AN960D10L            | ATTACHING PARTS<br>BOLT -----<br>NUT -----<br>WASHER -----   | 2<br>2<br>2      |                |
|                      |   | ---*---  |                  |                |
| - 5                  | 1613224-2                                   | HANDLE-ASSIST -----  | 1                | B              |
| - 6                  | 1613224-2                                   | HANDLE-ASSIST -----  | 2                | C              |
|                      | S1450-4H12-050<br>AN960-416L<br>MS21042L4   | ATTACHING PARTS<br>WASHER UPR -----<br>WASHER LWR -----<br>NUT -----   | 2<br>2<br>2      |                |
|                      |   | ---*---  |                  |                |
| - 7                  | 0513429-1<br>0513429-2                      | DOUBLER-LH -----<br>DOUBLER-RH -----   | 1<br>1           |                |
|                      |   | A---172 SERIAL 17257162 THRU 17263458<br>F172 SERIAL F172-0560 THRU F17201234<br>B---172 SERIAL 17257162 THRU 17259713<br>F172 SERIAL F172-0560 THRU F17200804<br>C---172 SERIAL 17259714 THRU F17263458<br>F172 SERIAL F17200805 THRU F17201234 |                  |                |

This page intentionally left blank.



| FIGURE AND INDEX NO. | PART NUMBER  | DESCRIPTION   | UNITS PER ASSY | USABLE ON CODE |
|----------------------|--------------|---|----------------|----------------|
|                      |              | <b>1 2 3 4 5 6 7</b>  |                |                |
| 111 -                |              | PROPELLER INSTALLATION -----  | NP             | A              |
| - 1                  | 0550211-2    | PROPELLER-CRUISE MCL 1C172/EM7653 -----   | 1              |                |
|                      | 0550211-3    | PROPELLER-CLIMB MCL 1C172/EM7651 -----  | 1              | B              |
|                      | 0550292-1    | PROPELLER FLOATPLANE ONLY MCL 1A175/SFC8040 -----   | 1              |                |
|                      |              | ATTACHING PARTS -----   |                |                |
| - 2                  | A2513-16     | BOLT MCL -----  | 6              |                |
| - 3                  | AN960-816L   | WASHER -----  | 12             |                |
|                      | MS20365-820C | NUT -----   | 6              |                |
| - 4                  | A2371        | DOWEL -----   | 2              |                |
|                      |              | *-----  |                |                |
|                      |              | SPINNER ASSEMBLY -----  | NP             |                |
| - 5                  | 0550228-28   | * DOME -----  | 1              |                |
|                      |              | ATTACHING PARTS -----   |                |                |
| - 6                  | AN525-832R7  | SCREW -----   | 12             |                |
|                      |              | *-----  |                |                |
| - 7                  | 0550228-3    | BULKHEAD ASSEMBLY-FORWARD -----   | 1              |                |
| - 8                  | AN680A08     | NUTPLATE -----  | 6              |                |
| - 9                  | 0550228-26   | * BULKHEAD ASSEMBLY-AFT -----   | 1              |                |
|                      | 0550228-35   | * BULKHEAD ASSEMBLY-AFT FLOATPLANE ONLY -----   | 1              |                |
| -10                  | NAS680A08    | NUTPLATE -----  | 6              |                |
|                      |              | NOTE*.FOR AIRCRAFT PRIOR TO 17250380<br>THAT HAVE NOT BEEN EQUIPPED WITH THE<br>SPINNER SHOWN ABOVE, ORDER SK172-17<br>OR FOR FLOATPLANES ORDER SK172-18. |                |                |
|                      |              | A---172 SERIAL 17249545 THRU 17253392<br>F172 SERIAL F172-0001 THRU F172-0179<br>B---172 SERIAL 17251823 THRU 17253392                                    |                |                |

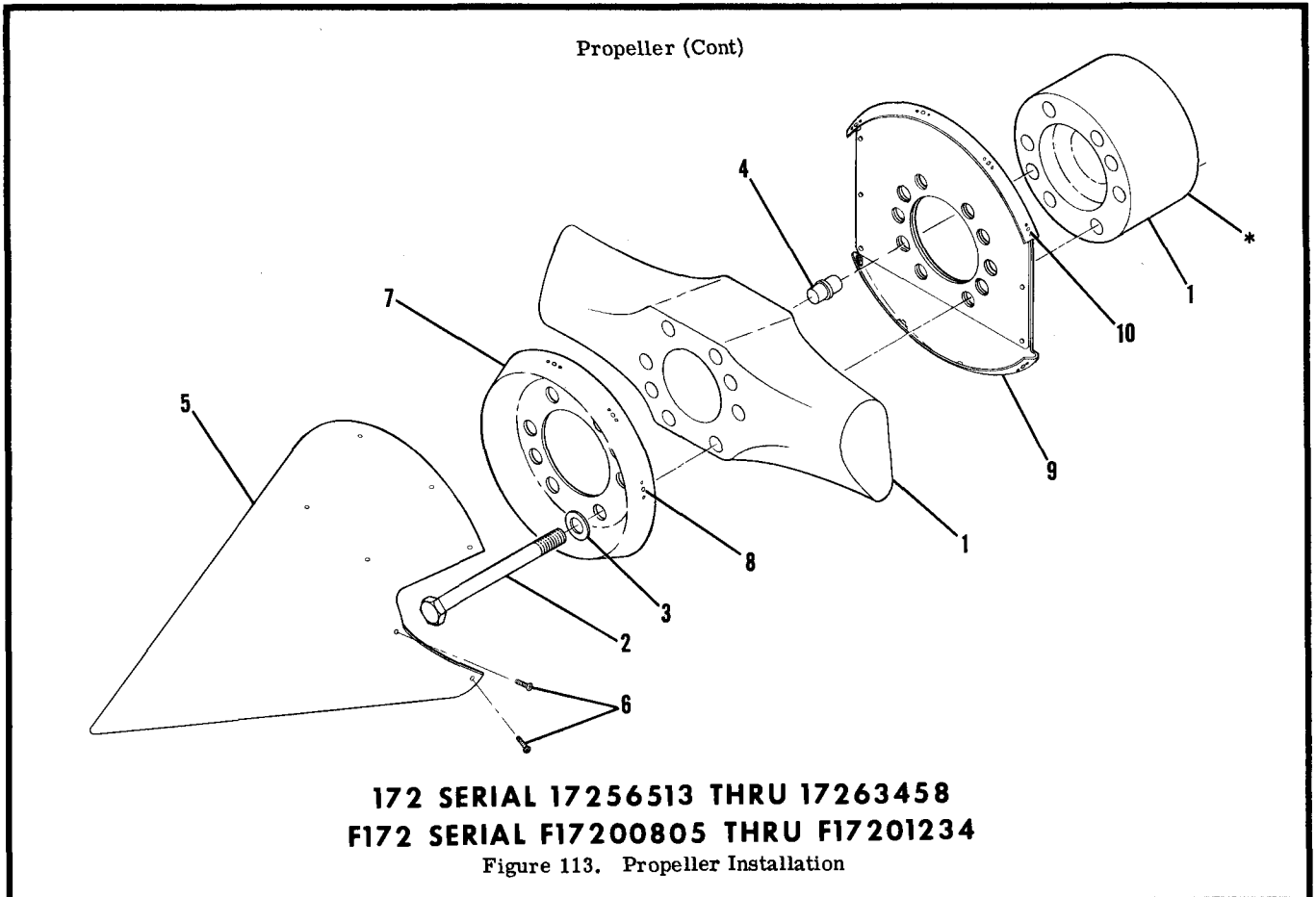
Propeller (Cont)



**F172 SERIAL F172-0180 THRU 17259903**  
**172 SERIAL 17253393 THRU 17256512**

Figure 112. Propeller Installation

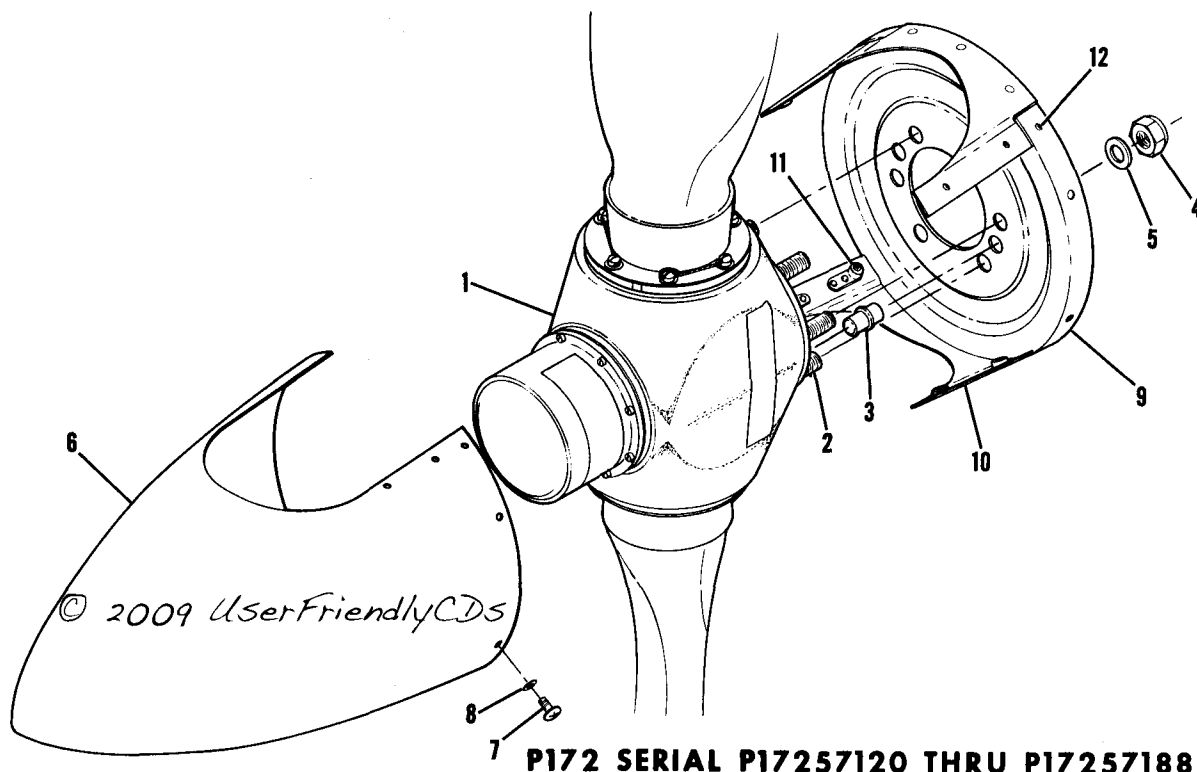
| FIGURE AND INDEX NO. | PART NUMBER                         | DESCRIPTION   | UNITS PER ASSY    | USABLE ON CODE |
|----------------------|-------------------------------------|---|-------------------|----------------|
| 112 -                |                                     | <b>1 2 3 4 5 6 7</b>  |                   |                |
| - 1                  | 0550211-2<br>0550211-3<br>0550292-1 | PROPELLER INSTALLATION<br>PROPELLER-CRUISE MCL 1C172/EM7653<br>PROPELLER-CLIMB MCL 1C172/EM7651<br>PROPELLER FLOATPLANE ONLY MCL 1A175SFC8040 | NP<br>1<br>1<br>1 | A              |
|                      |                                     | ATTACHING PARTS   |                   |                |
| - 2                  | A2513-16                            | BOLT MCL  | 6                 |                |
| - 3                  | AN960-816L                          | WASHER  | 12                |                |
| - 4                  | MS20365-820C                        | NUT   | 6                 |                |
| - 5                  | A2371                               | DOWEL   | 2                 |                |
|                      |                                     | -----*  |                   |                |
| - 6                  | 0550236-8                           | SPINNER ASSEMBLY<br>SPINNER DOME  | NP<br>1           |                |
|                      |                                     | ATTACHING PARTS   |                   |                |
| - 7                  | AN525-832R7                         | SCREW   | 14                |                |
|                      |                                     | -----*  |                   |                |
| - 8                  | 0550236-6<br>0550236-10             | BULKHEAD ASSEMBLY-FORWARD   | 1<br>1            |                |
| - 9                  | NAS680A08                           | BULKHEAD ASSEMBLY-FORWARD FLOATPLANE ONLY<br>NUTPLATE   | 6                 |                |
| - 10                 | 0550236-3                           | BULKHEAD ASSEMBLY-AFT   | 1                 |                |
| - 11                 | NAS697A08                           | NUTPLATE  | 8                 |                |
|                      |                                     | A---172 SERIAL 17253393 THRU 17256512<br>F172 SERIAL F172-0180 THRU F17200804   |                   |                |



| FIGURE AND INDEX NO. | PART NUMBER  | DESCRIPTION   | UNITS PER ASSY | USABLE ON CODE |
|----------------------|--------------|---|----------------|----------------|
|                      |              | <b>1 2 3 4 5 6 7</b>  |                |                |
| 113 -                |              | PROPELLER INSTALLATION -----  | NP             | A              |
| - 1                  | C161001-0305 | PROPELLER ASSEMBLY -----  | 1              | B              |
|                      | C161001-0306 | PROPELLER ASSEMBLY -----  | 1              | C              |
|                      | C161001-0309 | PROPELLER ASSEMBLY ALT -----  | 1              | C              |
|                      | C161001-0304 | PROPELLER ASSEMBLY FLOATPLANE ONLY -----                                      | 1              | B              |
|                      | C161001-0307 | PROPELLER ASSEMBLY FLOATPLANE ONLY -----                                      | 1              | C              |
|                      | C161001-0308 | PROPELLER ASSEMBLY FLOATPLANE ONLY ALT -----                                  | 1              | C              |
|                      |              | ATTACHING PARTS -----   |                |                |
| - 2                  | A2513-38     | BOLT MCL -----  | 6              |                |
| - 3                  | A1638-11     | WASHER MCL -----  | 6              |                |
| - 4                  | A2973-6      | DOWEL -----   | 2              |                |
|                      |              | -----   |                |                |
| - 5                  | 0550236-8    | SPINNER -----   | 1              |                |
|                      |              | ATTACHING PARTS -----   |                |                |
| - 6                  | AN525-832R7  | SCREW -----   | 14             |                |
|                      |              | -----   |                |                |
| - 7                  | 0550321-4    | BULKHEAD ASSEMBLY-FWD -----   | 1              |                |
| - 8                  | NAS680A3     | NUTPLATE -----  | 6              |                |
| - 9                  | 0550321-10   | BULKHEAD ASSEMBLY-AFT -----   | 1              |                |
| -10                  | NAS697A08    | NUTPLATE -----  | 8              |                |
|                      |              | NOTE. *USE ONLY THE SPACER PROVIDED WITH PROPELLER ASSY.                      |                |                |
|                      |              | A---172 SERIAL 17256513 THRU 17263458<br>F172 SERIAL F17200805 THRU F17201234 |                |                |
|                      |              | B---172 SERIAL 17256513 THRU 17261898<br>F172 SERIAL F17200805 THRU F17201034 |                |                |
|                      |              | C---172 SERIAL 17261899 THRU 17263458<br>F172 SERIAL F17201035 THRU F17201234 |                |                |

This page intentionally left blank.

Propeller (Cont)

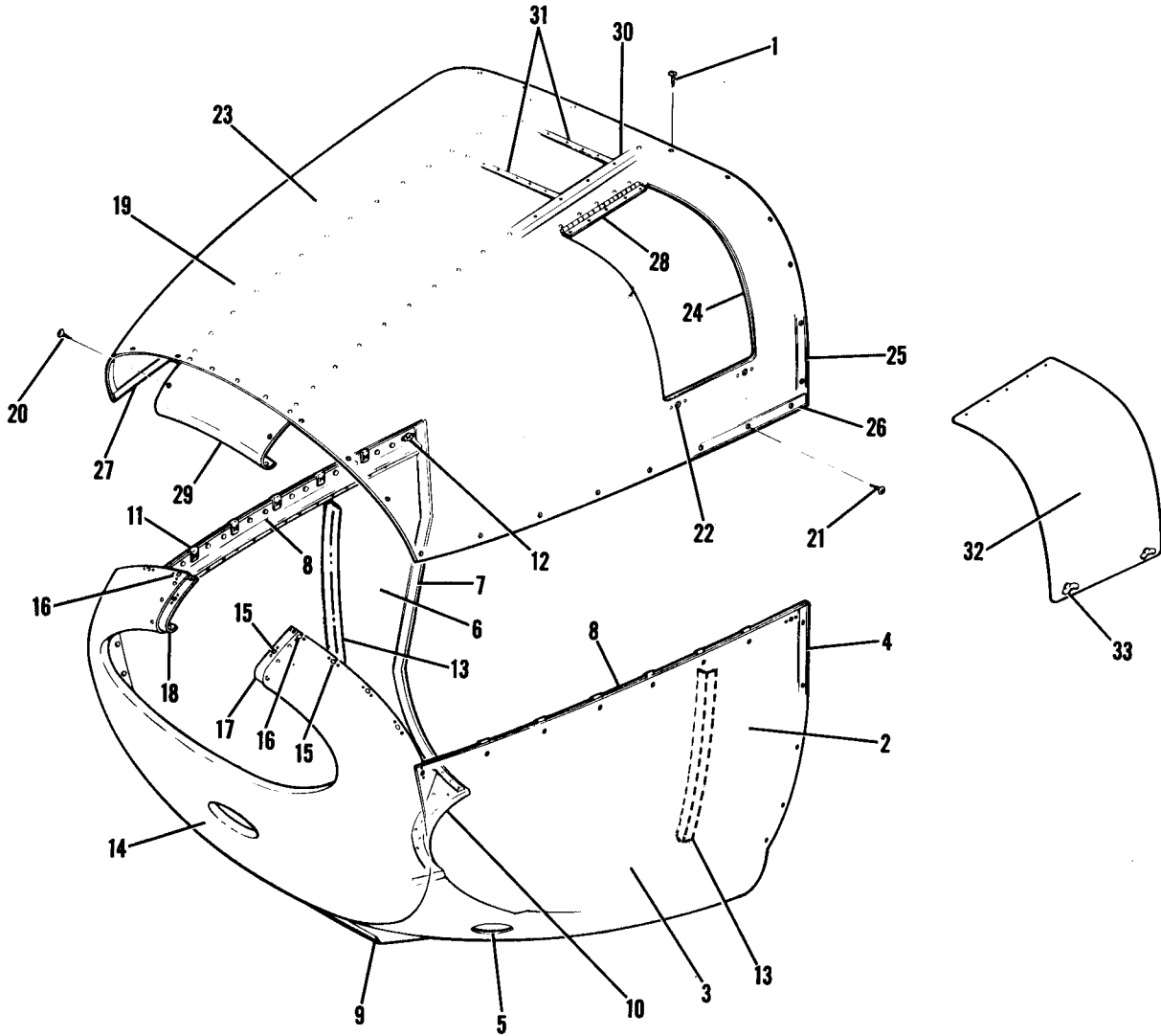


**P172 SERIAL P17257120 THRU P17257188**

Figure 114. Constant Speed Propeller Installation

| FIGURE AND INDEX NO. | PART NUMBER | DESCRIPTION   | UNITS PER ASSY | USABLE ON CODE |
|----------------------|-------------|---|----------------|----------------|
| 114 -                |             | <b>1 2 3 4 5 6 7</b><br>PROPELLER INSTALLATION-CONSTANT SPEED MCCAULEY -----        | NP             | A              |
| - 1                  | 0552012-5 * | PROPELLER ASSEMBLY MCCAULEY 2A31C21/84S -----                                       | 1              |                |
| - 2                  | A2947-2     | ATTACHING PARTS -----   | 6              |                |
| - 3                  | A1562       | BOLT-HUB MOUNTING MCL -----   | 2              |                |
| - 4                  | A1639-2     | DOWEL-HUB ALIGNMENT MCL -----   | 6              |                |
| - 5                  | A1638-2     | NUT MCL -----   | 6              |                |
| - 6                  | 0552016-1   | WASHER MCL -----  | 1              |                |
| - 7                  | AN515-8R8   | -----*-----<br>SPINNER ASSEMBLY -----   | 16             |                |
| - 8                  | AN960-8L    | ATTACHING PARTS -----   | 16             |                |
| - 9                  | 0552016-3   | SCREW -----   | 1              |                |
| -10                  | 0552016-4   | WASHER -----  | 2              |                |
| -11                  | NAS680A08   | -----*-----<br>BULKHEAD ASSEMBLY -----  | 12             |                |
| -12                  | NAS682A08   | FILLET -----  | 4              |                |
|                      |             | NUTPLATE -----  |                |                |
|                      |             | NUTPLATE -----  |                |                |
|                      |             | NOTE. *REFER TO APPLICABLE MCCAULEY MANUAL<br>FOR BREAKDOWN.                        |                |                |
|                      |             | A---P172 SERIAL P17257120 THRU P17257188<br>FP172 SERIAL FP172-0001 THRU FP172-0003 |                |                |

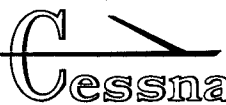
Cowling



172 SERIAL 17249545 THRU 17253392

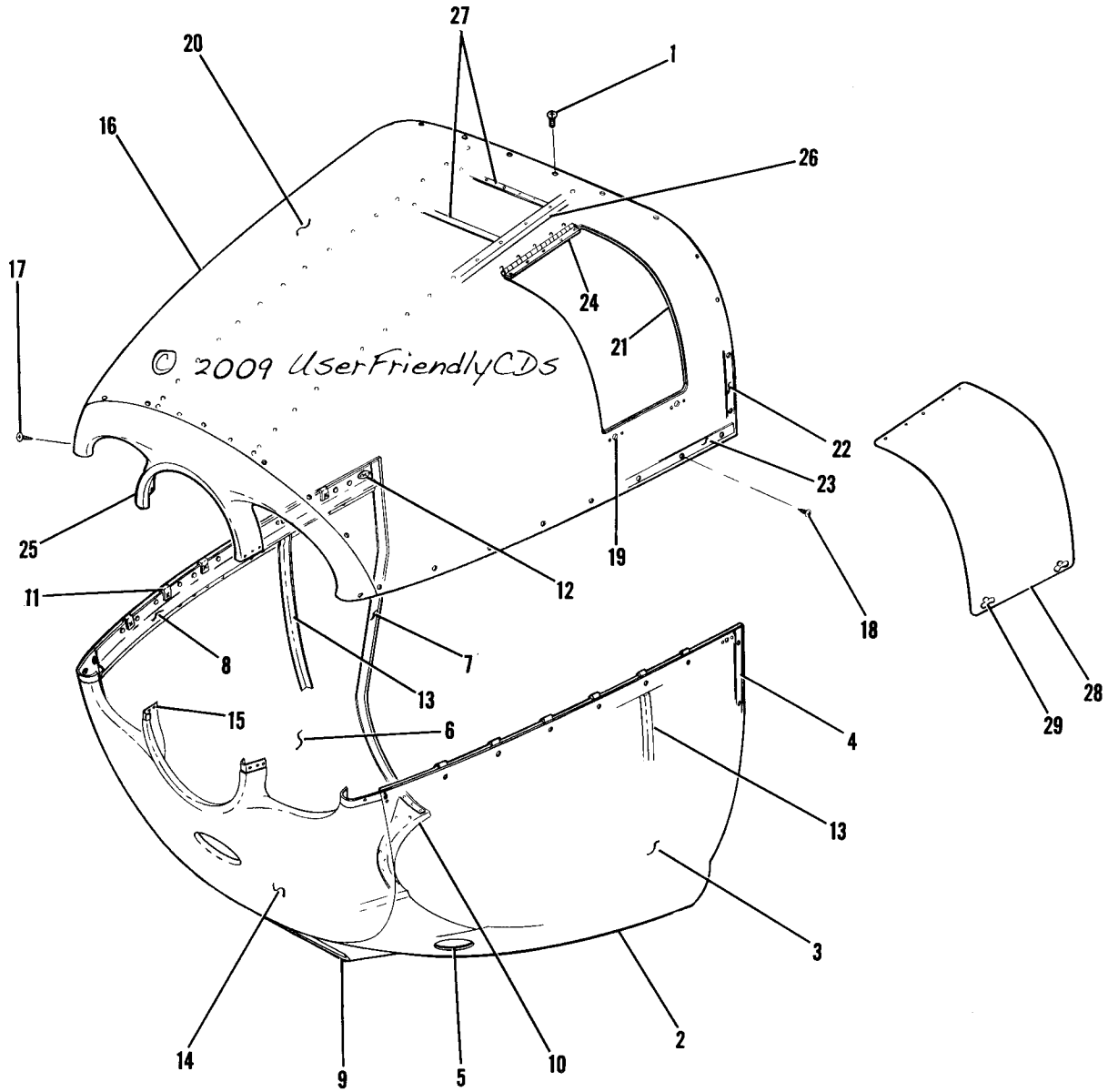
Figure 115. Engine Cowl Assembly





| FIGURE AND INDEX NO. | PART NUMBER  | DESCRIPTION  | UNITS PER ASSY | USABLE ON CODE |
|----------------------|--------------|--|----------------|----------------|
| 115 -                |              | <b>1 2 3 4 5 6 7</b><br>COWL ASSEMBLY-ENGINE -----<br>ATTACHING PARTS -----<br>SCREW -----<br>-----* | NP<br>27       | A              |
| - 1                  | S1021Z8-8    | -----  | 27             |                |
| - 2                  | 0552010-2    | COWL ASSEMBLY-LOWER -----  | 1              |                |
| - 3                  | 0552010-7    | SPOTWELD ASSEMBLY-LH -----   | 1              |                |
| - 4                  | 0552010-21   | DOUBLER -----  | 1              |                |
| - 5                  | 0552003-39   | DOUBLER -----  | 1              |                |
| - 6                  | 0552010-8    | SPOTWELD ASSEMBLY-RH -----   | 1              |                |
| - 7                  | 0552010-22   | DOUBLER -----  | 1              |                |
|                      | 0552003-39   | DOUBLER -----  | 1              |                |
| - 8                  | 0552010-26   | STIFFENER-RH -----   | 1              |                |
|                      | 0552010-25   | STIFFENER-LH -----   | 1              |                |
| - 9                  | 0552010-43   | AIR SCOOP WEU 0552010-82 -----   | 1              |                |
|                      | 0552010-82   | AIR SCOOP -----  | 1              |                |
| -10                  | 0552010-44   | LIP-COWL -----   | 1              |                |
| -11                  | A1788-8Z-1   | NUT TIN -----  | 12             |                |
| -12                  | A6191-8Z-1   | NUT TIN -----  | 2              |                |
| -13                  | 0552010-54   | STIFFENER -----  | 2              |                |
| -14                  | 0552010-4    | NOSE CAP ASSEMBLY-LOWER -----  | 1              |                |
| -15                  | NAS697A08    | NUTPLATE -----   | 12             |                |
| -16                  | NAS698A08    | NUT-ANCHOR -----   | 2              |                |
| -17                  | 0552010-45   | DOUBLER-LH -----   | 1              |                |
| -18                  | 0552010-46   | DOUBLER-RH -----   | 1              |                |
| -19                  | 0552010-53   | COWL ASSEMBLY-UPPER LESS DOOR -----<br>ATTACHING PARTS -----<br>SCREW -----<br>SCREW -----<br>-----* | 16<br>14       |                |
| -20                  | AN515-8R8    | -----  | 16             |                |
| -21                  | S1021Z8-8    | -----  | 14             |                |
| -22                  | 99833-P-098  | RECEPTACLE-STUD MKL -----  | 2              |                |
| -23                  | 0552010-6    | SPOTWELD ASSEMBLY -----  | 1              |                |
| -24                  | 0552010-18   | DOUBLER-DOOR OPENING -----   | 1              |                |
| -25                  | 0552010-20   | DOUBLER -----  | 1              |                |
| -26                  | 0552010-27   | DOUBLER-LH -----   | 1              |                |
| -27                  | 0552010-28   | DOUBLER-RH -----   | 1              |                |
| -28                  | 0552010-14   | HINGE ASSEMBLY -----   | 1              |                |
|                      | 0552010-42   | PIN-HINGE -----  | 1              |                |
| -29                  | 0552010-17   | SKIN-NOSE CAP -----  | 1              |                |
| -30                  | 0552010-38   | STIFFENER-LH -----   | 1              |                |
|                      | 0552010-39   | STIFFENER-RH -----   | 1              |                |
| -31                  | 0552010-47   | STIFFENER -----  | 2              |                |
| -32                  | 0552010-49   | DOOR ASSEMBLY -----  | 1              |                |
| -33                  | W98292-2-180 | STUD MKL -----   | 2              |                |
|                      | 99836        | PIN MKL -----  | 2              |                |
|                      | 99874-1      | GROMMET MKL -----  | 2              |                |
|                      | 121615       | FILTER-CARBURETOR AIR INTAKE AMA -----   | 1              | A              |
|                      |              | A---172 SERIAL 17249545 THRU 17253392<br>F172 SERIAL F172-0001 THRU F172-0179                        |                |                |

Cowling (Cont)

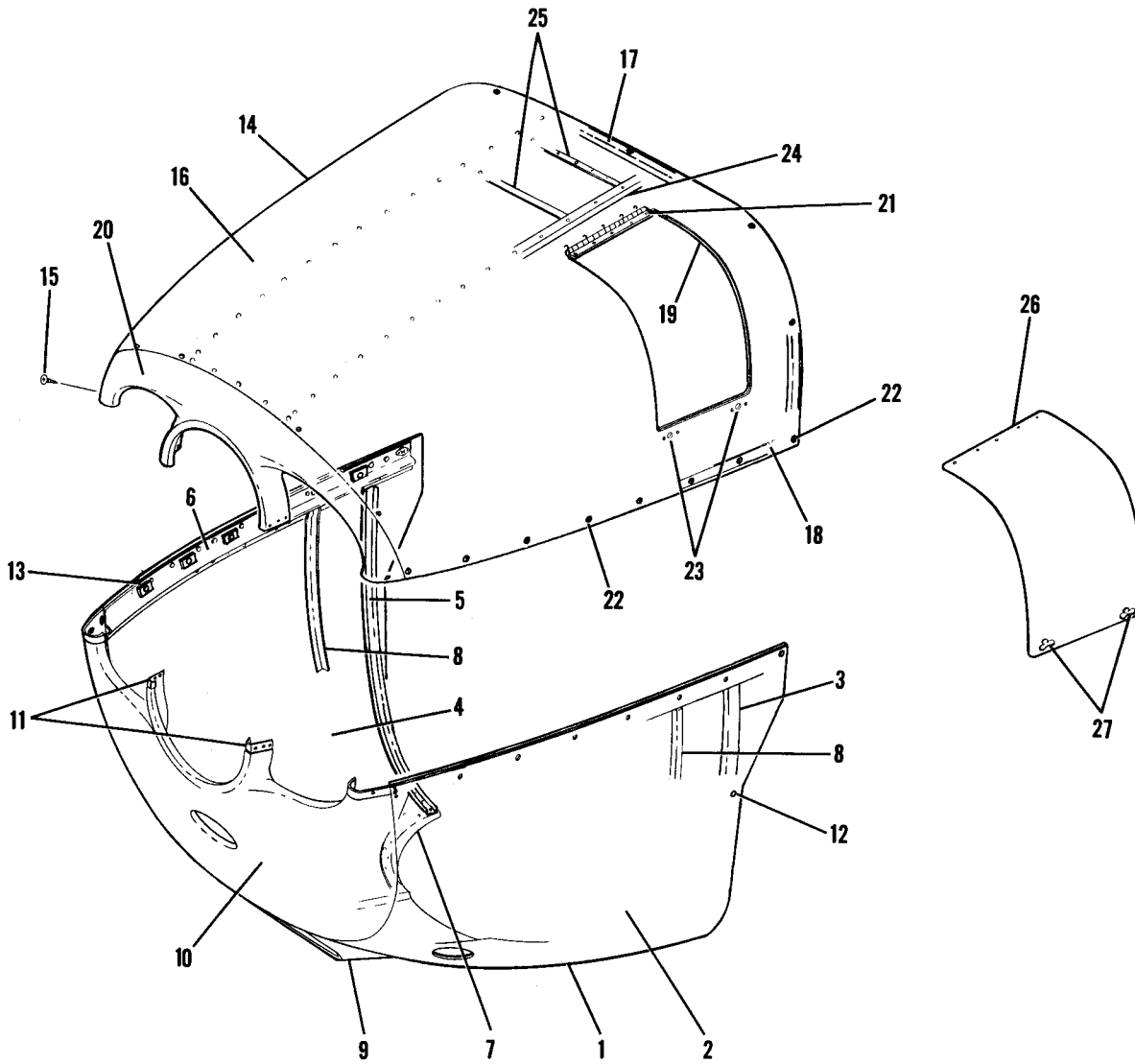


**172 SERIAL 17253393 THRU 17254892**

Figure 116. Engine Cowl Assembly

| FIGURE AND INDEX NO. | PART NUMBER  | DESCRIPTION  | UNITS PER ASSY | USABLE ON CODE |
|----------------------|--------------|--|----------------|----------------|
| 116 -                |              | <b>1 2 3 4 5 6 7</b><br>COWL ASSEMBLY-ENGINE -----<br>ATTACHING PARTS -----<br>SCREW -----<br>-----* | NP<br>27       | A              |
| - 1                  | S1021Z8-8    | -----  |                |                |
| - 2                  | 0552010-56   | COWL ASSEMBLY-LOWER -----  | 1              |                |
| - 3                  | 0552010-7    | SPOTWELD ASSEMBLY-LH -----   | 1              |                |
| - 4                  | 0552010-21   | DOUBLER -----  | 1              |                |
| - 5                  | 0552003-39   | DOUBLER -----  | 1              |                |
| - 6                  | 0552010-8    | SPOTWELD ASSEMBLY-RH -----   | 1              |                |
| - 7                  | 0552010-22   | DOUBLER -----  | 1              |                |
|                      | 0552003-39   | DOUBLER -----  | 1              |                |
| - 8                  | 0552010-86   | STIFFENER-RH -----   | 1              |                |
|                      | 0552010-60   | STIFFENER-LH -----   | 1              |                |
| - 9                  | 0552010-43   | AIR SCOOP WEU 0552010-82 -----   | 1              |                |
|                      | 0552010-82   | AIR SCOOP -----  | 1              |                |
| -10                  | 0552010-44   | LIP-COWL -----   | 1              |                |
| -11                  | A1788-8Z-1   | NUT TIN -----  | 12             |                |
| -12                  | A6191-8Z-1   | NUT TIN -----  | 2              |                |
| -13                  | 0552010-54   | STIFFENER -----  | 2              |                |
| -14                  | 0552019-1    | NOSE CAP ASSEMBLY-LOWER -----  | 1              |                |
| -15                  | NAS697A08    | NUTPLATE -----   | 12             |                |
| -16                  | 0552010-200  | COWL ASSEMBLY-UPPER LESS DOOR -----  | 1              |                |
|                      |              | ATTACHING PARTS -----  |                |                |
| -17                  | AN515-8R8    | SCREW -----  | 12             |                |
| -18                  | S1021Z8-8    | SCREW -----  | 14             |                |
|                      |              | -----*   |                |                |
| -19                  | 99833-P.098  | RECEPTACLE MKL -----   | 2              |                |
| -20                  | 0552010-59   | SPOTWELD ASSEMBLY -----  | 1              |                |
| -21                  | 0552010-18   | DOUBLER-DOOR OPENING -----   | 1              |                |
| -22                  | 0552010-20   | DOUBLER -----  | 1              |                |
| -23                  | 0552010-27   | DOUBLER-LH -----   | 1              |                |
|                      | 0552010-28   | DOUBLER-RH -----   | 1              |                |
| -24                  | 0552010-14   | HINGE ASSEMBLY -----   | 1              |                |
|                      | 0552010-42   | PIN-HINGE -----  | 1              |                |
| -25                  | 0552019-6    | NOSE CAP-UPPER -----   | 1              |                |
| -26                  | 0552010-38   | STIFFENER-LH -----   | 1              |                |
|                      | 0552010-39   | STIFFENER-RH -----   | 1              |                |
| -27                  | 0552010-47   | STIFFENER -----  | 2              |                |
| -28                  | 0552010-49   | DOOR ASSEMBLY -----  | 1              |                |
| -29                  | W98292-2-180 | STUD MKL -----   | 2              |                |
|                      | 99836        | PIN MKL -----  | 2              |                |
|                      | 99874-1      | GROMMET MKL -----  | 2              |                |
|                      | C294510-0301 | FILTER-CARBURETOR AIR INTAKE AMA -----   | 1              |                |
|                      |              | A---172 SERIAL 17253393 THRU 17254892<br>F172 SERIAL F172-0180 THRU F172-0319                        |                |                |

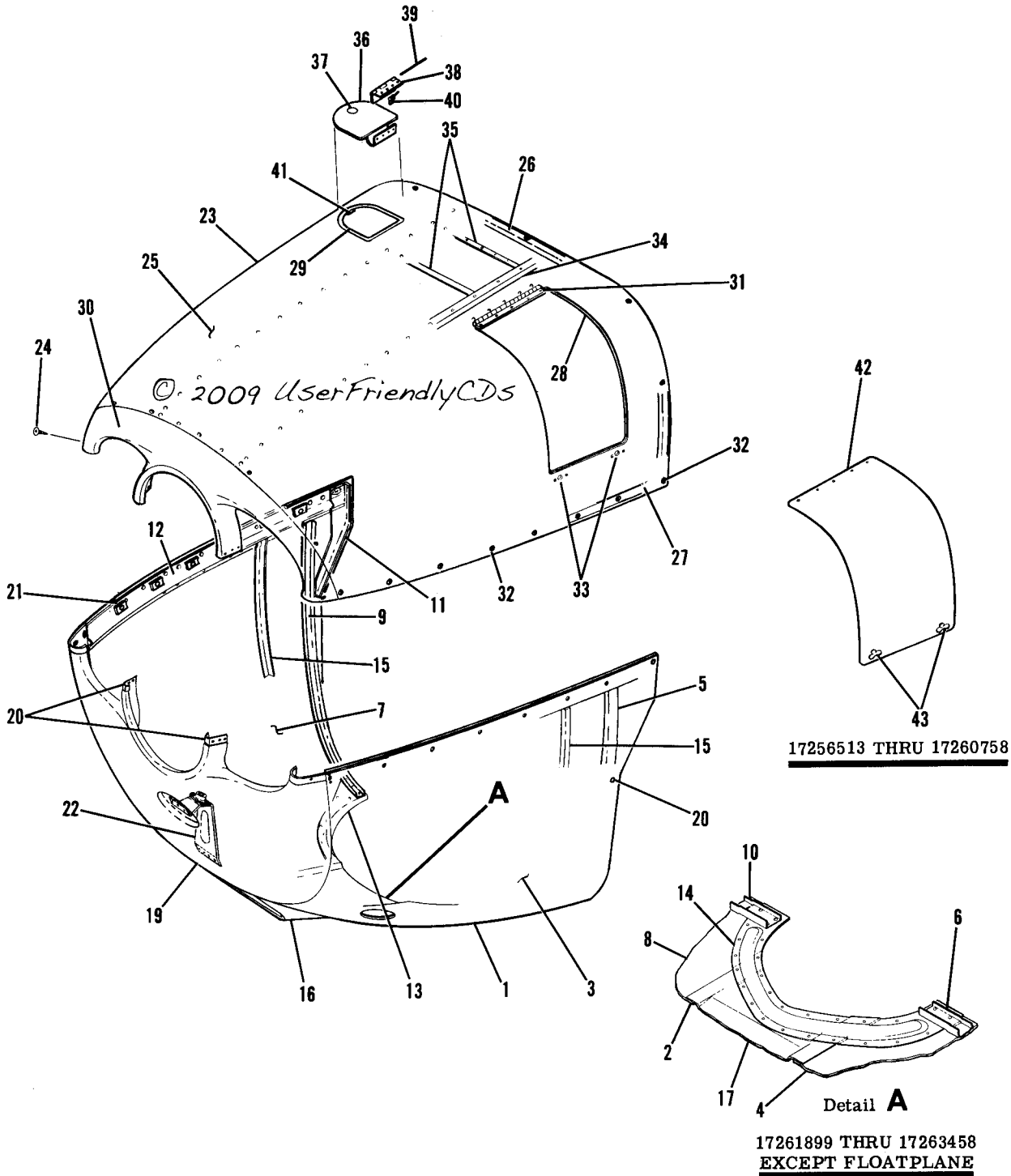
Cowling (Cont)



172 SERIAL 17254893 THRU 17256512  
F172 SERIAL F172-0320 THRU F17200804  
Figure 117. Engine Cowl Assembly

| FIGURE AND INDEX NO. | PART NUMBER  | DESCRIPTION   | UNITS PER ASSY | USABLE ON CODE |
|----------------------|--------------|---|----------------|----------------|
|                      |              | <b>1 2 3 4 5 6 7</b>  |                |                |
| 117 -                |              | COWL ASSEMBLY-ENGINE -----  | NP             | A              |
| - 1                  | 0552010-62   | COWL ASSEMBLY-LOWER -----   | 1              |                |
| - 2                  | 0552010-77   | SPOTWELD ASSEMBLY-LOWER LH -----  | 1              |                |
| - 3                  | 0552010-69   | CHANNEL-LH LOWER -----  | 1              |                |
| - 4                  | 0552010-72   | SPOTWELD ASSEMBLY-LOWER RH -----  | 1              |                |
| - 5                  | 0552010-70   | CHANNEL-RH LOWER -----  | 1              |                |
| - 6                  | 0552010-86   | STIFFENER-RH -----  | 1              |                |
|                      | 0552010-60   | STIFFENER-LH -----  | 1              |                |
| - 7                  | 0552010-68   | LIP-COWL -----  | 1              |                |
| - 8                  | 0552010-54   | STIFFENER -----   | 2              |                |
| - 9                  | 0552010-43   | AIR SCOOP WEU 0552010-82 -----  | 1              | B              |
|                      | 0552010-82   | AIR SCOOP -----   | 1              | C              |
| -10                  | 0552019-1    | NOSEGAP ASSEMBLY-LOWER -----  | 1              |                |
| -11                  | NAS697A08    | NUTPLATE -----  | 12             |                |
| -12                  | S1115-32     | STUD -----  | 4              |                |
|                      | S1115-35     | STUD -----  | 2              |                |
|                      | S1115-9      | RING -----  | 6              |                |
| -13                  | S1115-19     | NUTPLATE -----  | 14             |                |
| -14                  | 0552010-78   | COWL ASSEMBLY-UPPER -----   | 1              |                |
|                      |              | ATTACHING PARTS   |                |                |
| -15                  | AN515-8R8    | SCREW -----   | 12             |                |
|                      |              | -----*  |                |                |
| -16                  | 0552010-65   | SKIN ASSEMBLY-UPPER COWL -----  | 1              |                |
| -17                  | 0552010-89   | CHANNEL-UPPER -----   | 1              |                |
| -18                  | 0552010-87   | DOUBLER-LH -----  | 1              |                |
|                      | 0552010-88   | DOUBLER-RH -----  | 1              |                |
| -19                  | 0552010-18   | DOUBLER-DOOR OPENING -----  | 1              |                |
| -20                  | 0552019-6    | NOSE CAP-UPPER -----  | 1              |                |
| -21                  | 0552010-14   | HINGE ASSEMBLY -----  | 1              |                |
|                      | 0552010-42   | PIN-HINGE -----   | 1              |                |
| -22                  | 0552019-6    | STUD -----  | 19             |                |
|                      | S1115-32     | RING -----  | 19             |                |
| -23                  | 99833P.098   | RECEPTACLE MKL -----  | 2              |                |
| -24                  | 0552010-74   | STIFFENER-LH -----  | 1              |                |
|                      | 0552010-73   | STIFFENER-RH -----  | 1              |                |
| -25                  | 0552010-47   | STIFFENER -----   | 2              |                |
| -26                  | 0552010-49   | DOOR ASSEMBLY-COWL -----  | 1              |                |
| -27                  | W98292-180   | STUD MKL -----  | 2              |                |
|                      | 99836        | PIN MKL -----   | 2              |                |
|                      | 99874-1      | GROMMET MKL -----   | 2              |                |
|                      | C294510-0301 | FILTER-CARBURETOR AIR INTAKE -----  | 1              |                |
|                      |              | A---172 SERIAL 17254893 THRU 17256512<br>F172 SERIAL F172-0320 THRU F17200804 |                |                |
|                      |              | B---172 SERIAL 17254893 THRU 17256512<br>F172 SERIAL F172-0320 THRU F17200784 |                |                |
|                      |              | C---F172 SERIAL F17200785 THRU F17200804                                      |                |                |

Cowling (Cont)



172 SERIAL 17256513 THRU 17263458  
F172 SERIAL F17200805 THRU F17201234

Figure 118. Engine Cowl Assembly

| FIGURE AND INDEX NO. | PART NUMBER |    | DESCRIPTION                     | UNITS PER ASSY | USABLE ON CODE |
|----------------------|-------------|----|---------------------------------|----------------|----------------|
| 118 -                |             | ** | COWL ASSEMBLY-ENGINE -----      | NA             | A              |
| - 1                  | 0552112-32  | *  | COWL ASSY-LWR -----             | 1              | B              |
|                      | 0552112-17  |    | COWL ASSY-LWR -----             | 1              | C              |
| - 2                  | 0552112-22  |    | COWL ASSY-LWR -----             | 1              | J              |
|                      | 0552112-30  |    | COWL ASSY-LWR -----             | 1              | K              |
| - 3                  | 0552112-9   | *  | SPOTWELD ASSY-LWR LH -----      | 1              | B              |
|                      | 0552112-15  |    | SPOTWELD ASSY-LWR LH -----      | 1              | C              |
| - 4                  | 0552112-25  |    | SPOTWELD ASSY-LWR LH -----      | 1              | F              |
| - 5                  | 0552112-69  | *  | CHANNEL-LWR LH -----            | 1              | G              |
| - 6                  | 0552112-93  |    | CHANNEL-LWR LH -----            | 1              | F              |
| - 7                  | 0552112-31  | *  | SPOTWELD ASSY-LWR RH -----      | 1              | B              |
|                      | 0552112-16  |    | SPOTWELD ASSY-LWR RH -----      | 1              | C              |
| - 8                  | 0552112-26  |    | SPOTWELD ASSY-LWR RH -----      | 1              | J              |
|                      | 0552112-29  |    | SPOTWELD ASSY-LWR RH -----      | 1              | K              |
| - 9                  | 0552010-70  | *  | CHANNEL-LWR RH -----            | 1              | G              |
| -10                  | 0552112-92  |    | CHANNEL-LWR RH -----            | 1              | F              |
| -11                  | 0552151-1   | *  | DOUBLER-LWR RH -----            | 1              | K              |
| -12                  | 0552010-86  |    | STIFFENER-RH -----              | 1              | H              |
|                      | 0552010-94  | *  | STIFFENER-RH -----              | 1              | K              |
|                      | 0552010-60  |    | STIFFENER-LH -----              | 1              |                |
| -13                  | 0552010-68  | *  | LIP-COWL -----                  | 1              | B              |
|                      | 0552131-1   |    | STIFFENER-LWR COWL -----        | 1              | C              |
| -14                  | 0552143-1   |    | STIFFENER-LWR COWL -----        | 1              | F              |
| -15                  | 0552010-54  |    | STIFFENER -----                 | 2              |                |
| -16                  | 0552010-95  | *  | AIR SCOOP -----                 | 1              | C              |
| -17                  | 0552010-91  |    | AIR SCOOP -----                 | 1              | F              |
| -18                  | 0552019-4   |    | NOSE CAP ASSY-LWR -----         | 1              |                |
| -19                  | NAS697A08   |    | NUTPLATE -----                  | 12             |                |
| -20                  | S1115-32    |    | STUD -----                      | 4              |                |
|                      | S1115-35    |    | STUD -----                      | 2              |                |
|                      | S1115-9     |    | RING -----                      | 6              |                |
| -21                  | S1115-19    |    | NUTPLATE -----                  | 14             |                |
| -22                  | 0552115-1   |    | SUPPORT ASSY-COWL SNUBBER ----- | 1              |                |
|                      | S1115-29    |    | SNUBBER -----                   | 1              |                |
| -23                  | 0552112-200 |    | COWL ASSY-UPR -----             | 1              | D              |
|                      | 0552112-18  |    | COWL ASSY-UPR -----             | 1              | E              |
| -24                  | AN515-8R8   |    | ATTACHING PARTS<br>SCREW -----  | 12             |                |
| -25                  | 0552112-8   |    | SPOTWELD ASSY-UPR COWL -----    | 1              | D              |
|                      | 0552112-20  |    | SPOTWELD ASSY-UPR COWL -----    | 1              | E              |
| -26                  | 0552010-89  |    | CHANNEL UPR -----               | 1              |                |
| -27                  | 0552010-87  |    | DOUBLER-LH -----                | 1              |                |
|                      | 0552010-88  |    | DOUBLER-RH -----                | 1              |                |
| -28                  | 0552010-18  |    | DOUBLER-DOOR OPENING -----      | 1              | D              |
| -29                  | 1552004-32  |    | DOUBLER-DOOR OPENING -----      | 1              |                |
| -30                  | 0552019-6   |    | NOSECAP-UPR -----               | 1              |                |
| -31                  | 0552010-14  |    | HINGE ASSY -----                | 1              | D              |
|                      | 0552010-42  |    | PIN-HINGE -----                 | 1              |                |
| -32                  | S1115-32    |    | STUD -----                      | 19             |                |
|                      | S1115-9     |    | RING -----                      | 19             |                |
| -33                  | 99833P-.098 |    | RECEPTACLE MKL -----            | 2              | D              |
| -34                  | 0552010-74  |    | STIFFENER-LH -----              | 1              |                |
|                      | 0552010-73  |    | STIFFENER-RH -----              | 1              |                |
| -35                  | 0552010-47  |    | STIFFENER -----                 | 2              |                |
| -36                  | 1552004-28  |    | DOOR ASSY-UPR COWL -----        | 1              |                |
| -37                  | KM610-.051  |    | LATCH-DOOR CLC -----            | 1              |                |
| -38                  | 1552004-22  |    | HINGE HALF -----                | 1              |                |
|                      | 1552004-23  |    | HINGE HALF -----                | 1              |                |
| -39                  | 1552004-17  |    | PIN -----                       | 1              |                |
| -40                  | 0552010-1   |    | SPRING -----                    | 1              |                |
| -41                  | 1552004-25  |    | STRIKER -----                   | 1              |                |

CONTINUED ON NEXT PAGE

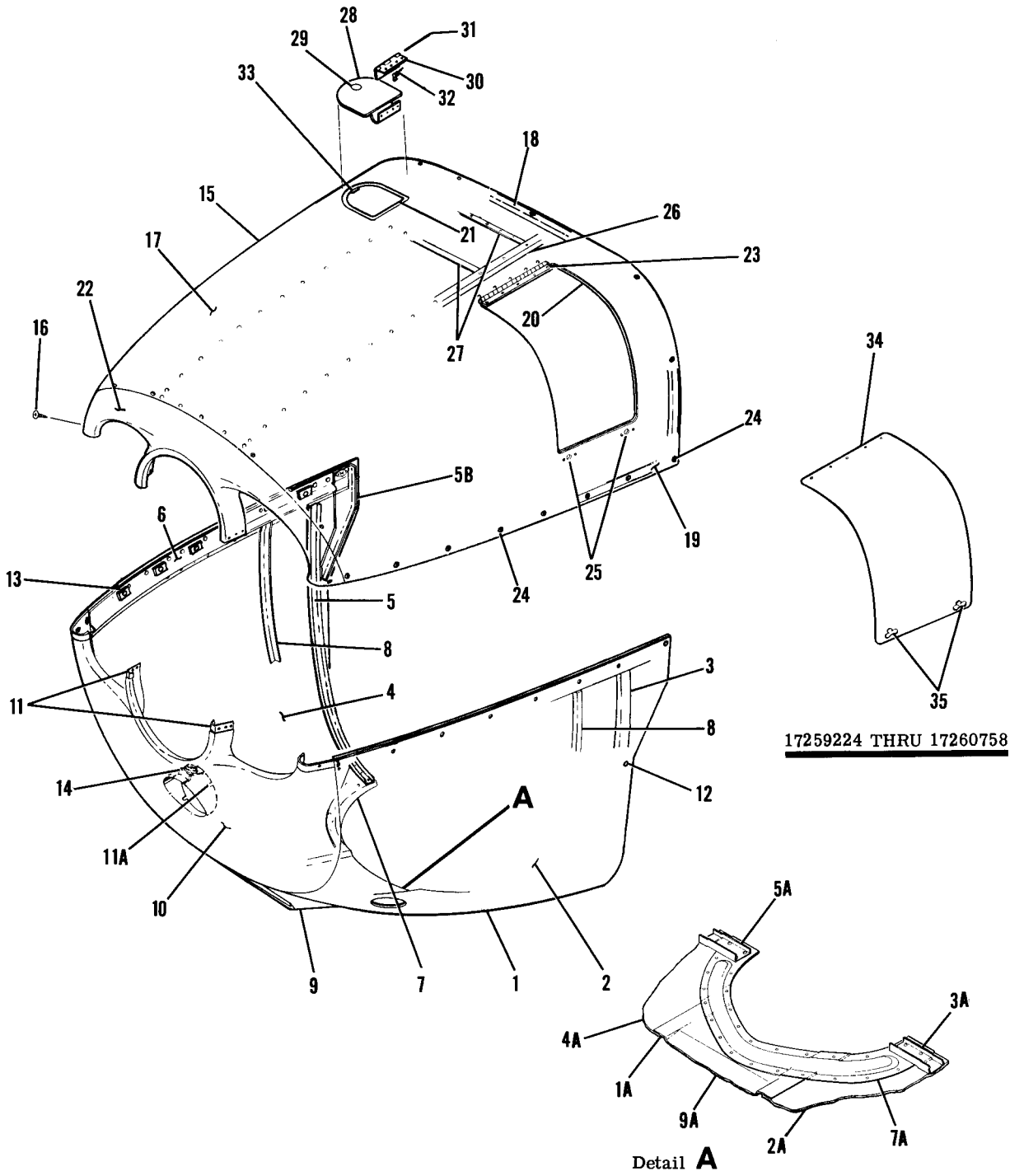
| FIGURE AND INDEX NO. | PART NUMBER  | DESCRIPTION   | UNITS PER ASSY        | USABLE ON CODE |
|----------------------|--|---|-----------------------|----------------|
| 118 -42<br>-43       | 0552010-49<br>W98292-180<br>99836<br>99874-1<br>C294510-0301 | <p style="text-align: center;"><b>1 2 3 4 5 6 7</b></p> DOOR ASSY-COWL -----<br>STUD MKL -----<br>PIN MKL -----<br>GROMMET MKL -----<br>FILTER-CARBURETOR AIR INTAKE -----<br><br>NOTE. *THESE PARTS ARE ALSO USED SERIAL 17259224 THRU 17263458 FOR FLOATPLANE ONLY, WITHOUT COWL MOUNTED LANDING LIGHT.<br><br>NOTE. **THIS FIGURE DOES NOT APPLY TO AIRPLANES WITH COWL MOUNTED LANDING LIGHT-SEE FIG 119.<br><br>A---172 SERIAL 17256513 THRU 17263458<br>F172 SERIAL F17200805 THRU F17201234<br>B---172 SERIAL 17256513 THRU 17259223<br>C---172 SERIAL 17259224 THRU 17261898<br>F172 SERIAL F17200805 THRU F17201034<br>D---172 SERIAL 17256513 THRU 17260758<br>F172 SERIAL F17200805 THRU F17200904<br>E---172 SERIAL 17260759 THRU 17203458<br>F172 SERIAL F17200905 THRU F17201234<br>F---172 SERIAL 17261899 THRU 17263458<br>F172 SERIAL F17201035 THRU F17201234<br>G---172 SERIAL 17256513 THRU 17261898<br>F172 SERIAL F17200805 THRU F17201034<br>H---172 SERIAL 17256513 THRU 17262708<br>F172 SERIAL F17200805 THRU F17201224<br>J---172 SERIAL 17261899 THRU 17262708<br>F172 SERIAL F17201035 THRU F17201224<br>K---172 SERIAL 17262709 THRU 17263458<br>F172 SERIAL F17201225 THRU F17201234 | 1<br>2<br>2<br>2<br>1 | 0              |



| FIGURE AND INDEX NO. | PART NUMBER | DESCRIPTION  | UNITS PER ASSY | USABLE ON CODE |
|----------------------|-------------|--|----------------|----------------|
|                      |             | <b>1 2 3 4 5 6 7</b>                                     |                |                |
| 119 -                | *           | COWL ASSEMBLY-ENGINE WITH LANDING LIGHT PROVISIONS ----- | NP             | A              |
| - 1                  | 0552112-202 | COWL ASSEMBLY-LOWER -----                                | 1              | F              |
|                      | 0552112-205 | COWL ASSEMBLY-LOWER WEU 0552112-206 -----                | 1              | J              |
|                      | 0552112-206 | COWL ASSEMBLY-LOWER -----                                | 1              | K              |
|                      | 0552112-207 | COWL ASSEMBLY-LOWER FLOATPLANE ONLY -----                | 1              |                |
| - 2                  | 0552112-15  | SPOTWELD ASSEMBLY-LOWER LH -----                         | 1              | F              |
|                      | 0552112-25  | SPOTWELD ASSEMBLY-LOWER LH -----                         | 1              | G              |
|                      | 0552112-9   | SPOTWELD ASSEMBLY-LOWER LH FLOATPLANE ONLY -----         | 1              |                |
| - 3                  | 0552010-69  | CHANNEL-LOWER LH -----                                   | 1              | F              |
| - 3A                 | 0552010-93  | CHANNEL-LOWER LH -----                                   | 1              | G              |
|                      | 0552010-69  | CHANNEL-LOWER LH FLOATPLANE ONLY -----                   | 1              |                |
| - 4                  | 0552112-16  | SPOTWELD ASSEMBLY-LOWER RH -----                         | 1              | F              |
| - 4A                 | 0552112-26  | SPOTWELD ASSEMBLY-LOWER RH -----                         | 1              | J              |
|                      | 0552112-29  | SPOTWELD ASSEMBLY-LOWER RH -----                         | 1              | K              |
|                      | 0552112-31  | SPOTWELD ASSEMBLY-LOWER RH FLOATPLANE ONLY -----         | 1              |                |
| - 5                  | 0552010-70  | CHANNEL-LOWER RH -----                                   | 1              | F              |
| - 5A                 | 0552010-92  | CHANNEL-LOWER RH -----                                   | 1              | G              |
|                      | 0552010-70  | CHANNEL-LOWER RH FLOATPLANE ONLY -----                   | 1              |                |
| - 5B                 | 0552151-1   | DOUBLER-LOWER COWL RH -----                              | 1              | K              |
| - 6                  | 0552010-86  | STIFFENER-RH -----                                       | 1              | H              |
|                      | 0552010-94  | STIFFENER-RH -----                                       | 1              | K              |
|                      | 0552010-94  | STIFFENER-RH FLOATPLANE ONLY -----                       | 1              |                |
|                      | 0552010-60  | STIFFENER-LH -----                                       | 1              |                |
| - 7                  | 0552131-1   | STIFFENER-LOWER COWL -----                               | 1              | F              |
|                      | 0552010-68  | LIP-COWL FLOATPLANE ONLY -----                           | 1              |                |
| - 7A                 | 0552143-1   | DOUBLER-LOWER COWL -----                                 | 1              | G              |
| - 8                  | 0552010-54  | STIFFENER -----  | 2              |                |

CONTINUED ON NEXT PAGE

Cowling (Cont)



17259224 THRU 17260758

17261899 THRU 17263458  
EXCEPT FLOATPLANE

**172 SERIAL 17259224 THRU 17263458**  
**F172 SERIAL F17200805 THRU F17201234**

Figure 119. Engine Cowling Assembly



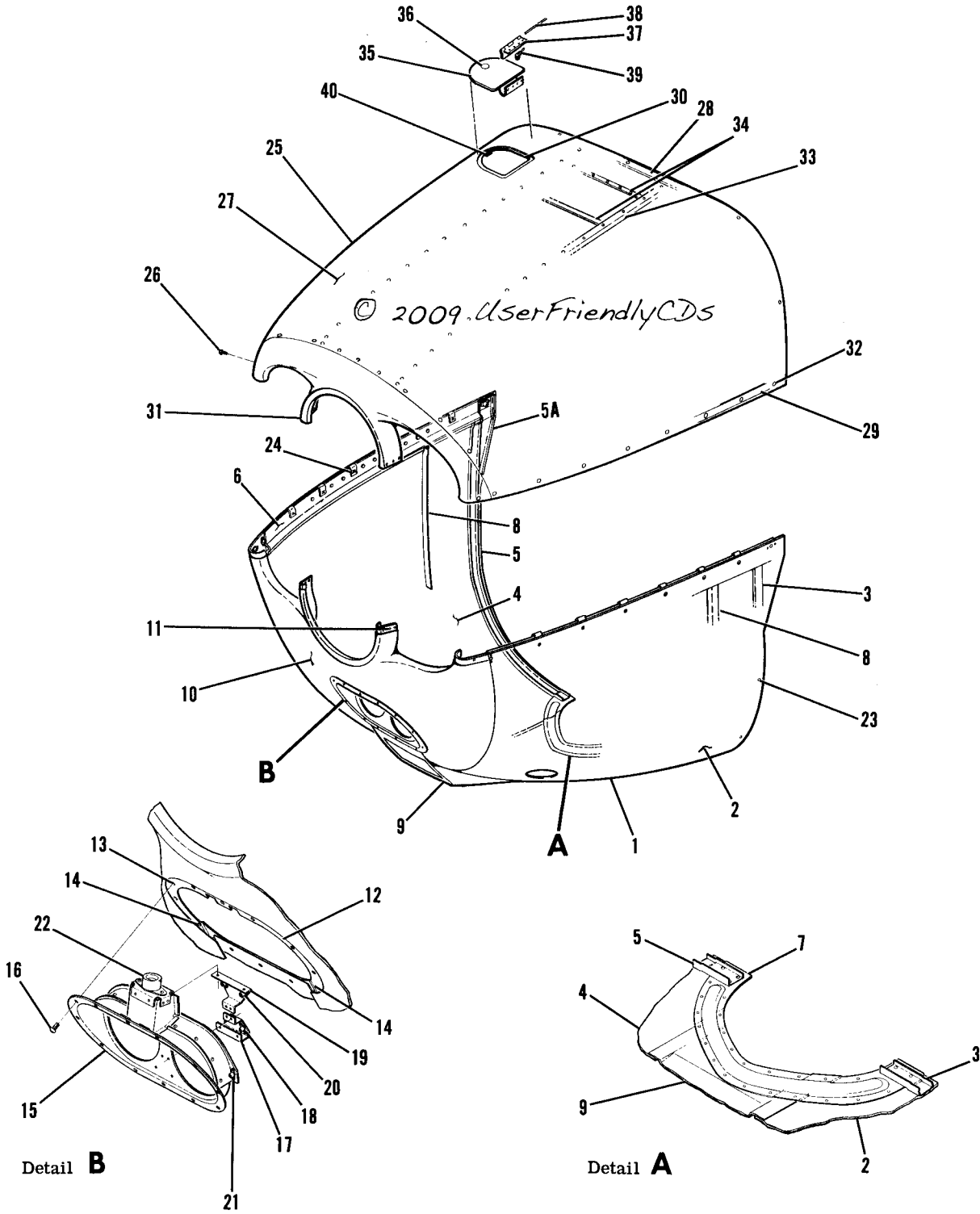
| FIGURE AND INDEX NO. | PART NUMBER  | DESCRIPTION                  |                      |            |       |   |   |   | UNITS PER ASSY | USABLE ON CODE |
|----------------------|--------------|------------------------------|----------------------|------------|-------|---|---|---|----------------|----------------|
|                      |              | 1                            | 2                    | 3          | 4     | 5 | 6 | 7 |                |                |
| 119 - 9              | 0552010-83   | AIR SCOOP                    | WEU                  | 0552010-84 | ----- |   |   |   | 1              | D              |
|                      | 0552010-84   | AIR SCOOP                    | -----                |            |       |   |   |   | 1              | F              |
|                      | 0552010-84   | AIR SCOOP                    | FLOATPLANE ONLY      | -----      |       |   |   |   | 1              |                |
| - 9A                 | 0552010-91   | AIR SCOOP                    | -----                |            |       |   |   |   | 1              | G              |
| -10                  | 0552019-8    | NOSE CAP ASSEMBLY-LOWER      | WEU                  | 0552019-12 | ----- |   |   |   | 1              | D              |
|                      | 0552019-12   | NOSE CAP ASSEMBLY-LOWER      | -----                |            |       |   |   |   | 1              | E              |
| -11                  | NA5697A08    | NUTPLATE                     | -----                |            |       |   |   |   | 12             | D              |
| -11A                 | AN256F8      | ANGLE NUT                    | LANDING LIGHT ATTACH | -----      |       |   |   |   | 3              | D              |
| -12                  | S1115-32     | STUD                         | -----                |            |       |   |   |   | 4              |                |
|                      | S1115-35     | STUD                         | -----                |            |       |   |   |   | 2              |                |
|                      | S1115-9      | RING                         | -----                |            |       |   |   |   | 6              |                |
| -13                  | S1115-19     | NUTPLATE                     | -----                |            |       |   |   |   | 14             |                |
| -14                  | 0552123-1    | SUPPORT ASSEMBLY-COWL        | SNUBBER              | -----      |       |   |   |   | 1              | D              |
|                      | S1115-29     | SHOCKMOUNT                   | -----                |            |       |   |   |   | 1              |                |
| -15                  | 0552112-203  | COWL ASSEMBLY-UPPER          | -----                |            |       |   |   |   | 1              | B              |
|                      | 0552112-204  | COWL ASSEMBLY-UPPER          | -----                |            |       |   |   |   | 1              | C              |
|                      |              | ATTACHING PARTS              | -----                |            |       |   |   |   |                |                |
| -16                  | AN515-8R8    | SCREW                        | -----                |            |       |   |   |   | 12             |                |
|                      |              | ---*---                      | -----                |            |       |   |   |   |                |                |
| -17                  | 0552112-8    | SPOTWELD ASSEMBLY-UPPER COWL | -----                |            |       |   |   |   | 1              | B              |
|                      | 0552112-20   | SPOTWELD ASSEMBLY-UPPER COWL | -----                |            |       |   |   |   | 1              | C              |
| -18                  | 0552010-89   | CHANNEL-UPPER                | -----                |            |       |   |   |   | 1              |                |
| -19                  | 0552010-87   | DOUBLER-LH                   | -----                |            |       |   |   |   | 1              |                |
|                      | 0552010-88   | DOUBLER-RH                   | -----                |            |       |   |   |   | 1              |                |
| -20                  | 0552010-18   | DOUBLER-DOOR OPENING         | -----                |            |       |   |   |   | 1              | B              |
| -21                  | 1552004-32   | DOUBLER-DOOR OPENING         | -----                |            |       |   |   |   | 1              |                |
| -22                  | 0552019-10   | NOSE CAP-UPPER               | -----                |            |       |   |   |   | 1              |                |
| -23                  | 0552010-14   | HINGE ASSEMBLY               | -----                |            |       |   |   |   | 1              |                |
|                      | 0552010-42   | PIN-HINGE                    | -----                |            |       |   |   |   | 1              |                |
| -24                  | S1115-32     | STUD                         | -----                |            |       |   |   |   | 19             |                |
|                      | S1115-9      | RING                         | -----                |            |       |   |   |   | 19             |                |
| -25                  | 99833P.098   | RECEPTACLE                   | MKL                  | -----      |       |   |   |   | 2              | B              |
| -26                  | 0552010-74   | STIFFENER-LH                 | -----                |            |       |   |   |   | 1              |                |
|                      | 0552010-73   | STIFFENER-RH                 | -----                |            |       |   |   |   | 1              |                |
| -27                  | 0552010-47   | STIFFENER                    | -----                |            |       |   |   |   | 2              |                |
| -28                  | 1552004-28   | DOOR ASSEMBLY-UPPER COWL     | -----                |            |       |   |   |   | 1              |                |
| -29                  | KM610-.051   | LATCH-DOOR                   | CLC                  | -----      |       |   |   |   | 1              |                |
| -30                  | 1552004-22   | HINGE HALF                   | -----                |            |       |   |   |   | 1              |                |
|                      | 1552004-23   | HINGE HALF                   | -----                |            |       |   |   |   | 1              |                |
| -31                  | 1552004-17   | PIN                          | -----                |            |       |   |   |   | 1              |                |
| -32                  | 1552010-1    | SPRING                       | -----                |            |       |   |   |   | 1              |                |
| -33                  | 1552004-25   | STRIKER                      | -----                |            |       |   |   |   | 1              |                |
| -34                  | 0552010-49   | DOOR ASSEMBLY-COWL           | -----                |            |       |   |   |   | 1              | B              |
| -35                  | W98292-180   | STUD                         | MKL                  | -----      |       |   |   |   | 2              |                |
|                      | 99836        | PIN                          | MKL                  | -----      |       |   |   |   | 2              |                |
|                      | 99874-1      | GROMMET                      | MKL                  | -----      |       |   |   |   | 2              |                |
|                      | C294510-0301 | FILTER-CARBURETOR AIR INTAKE | -----                |            |       |   |   |   | 1              |                |

NOTE. \*THIS FIGURE APPLIES TO AIRPLANES WITH COWL MOUNTED LANDING LIGHT ONLY. FOR AIRPLANES WITH STANDARD COWL SEE FIG 118.

- A---172 SERIAL 17259224 THRU 17263458  
F172 SERIAL F17200805 THRU F17201234
- B---172 SERIAL 17259224 THRU 17260758  
F172 SERIAL F17200805 THRU F17200904
- C---172 SERIAL 17260759 THRU 17263458  
F172 SERIAL F17200905 THRU F17201234
- D---172 SERIAL 17259224 THRU 17260758  
F172 SERIAL F17200805 THRU F17200881
- E---172 SERIAL 17260759 THRU 17263458  
F172 SERIAL F17200882 THRU F17201234
- F---172 SERIAL 17259224 THRU 17261898  
F172 SERIAL F17200805 THRU F17201034
- G---172 SERIAL 17261899 THRU 17263458  
F172 SERIAL F17201035 THRU F17201234
- H---172 SERIAL 17259224 THRU 17262708  
F172 SERIAL F17200805 THRU F17201224
- J---172 SERIAL 17261899 THRU 17262708  
F172 SERIAL F17201035 THRU F17201224
- K---172 SERIAL 17262709 THRU 17263458  
F172 SERIAL F17201225 THRU F17201234

Cowling (Cont)

© 2009 UserFriendlyCDS



172 SERIAL 17261899 THRU 17263458  
F172 SERIAL F17201035 THRU F17201234

Figure 120. Engine Cowling Assembly - Dual Landing Light

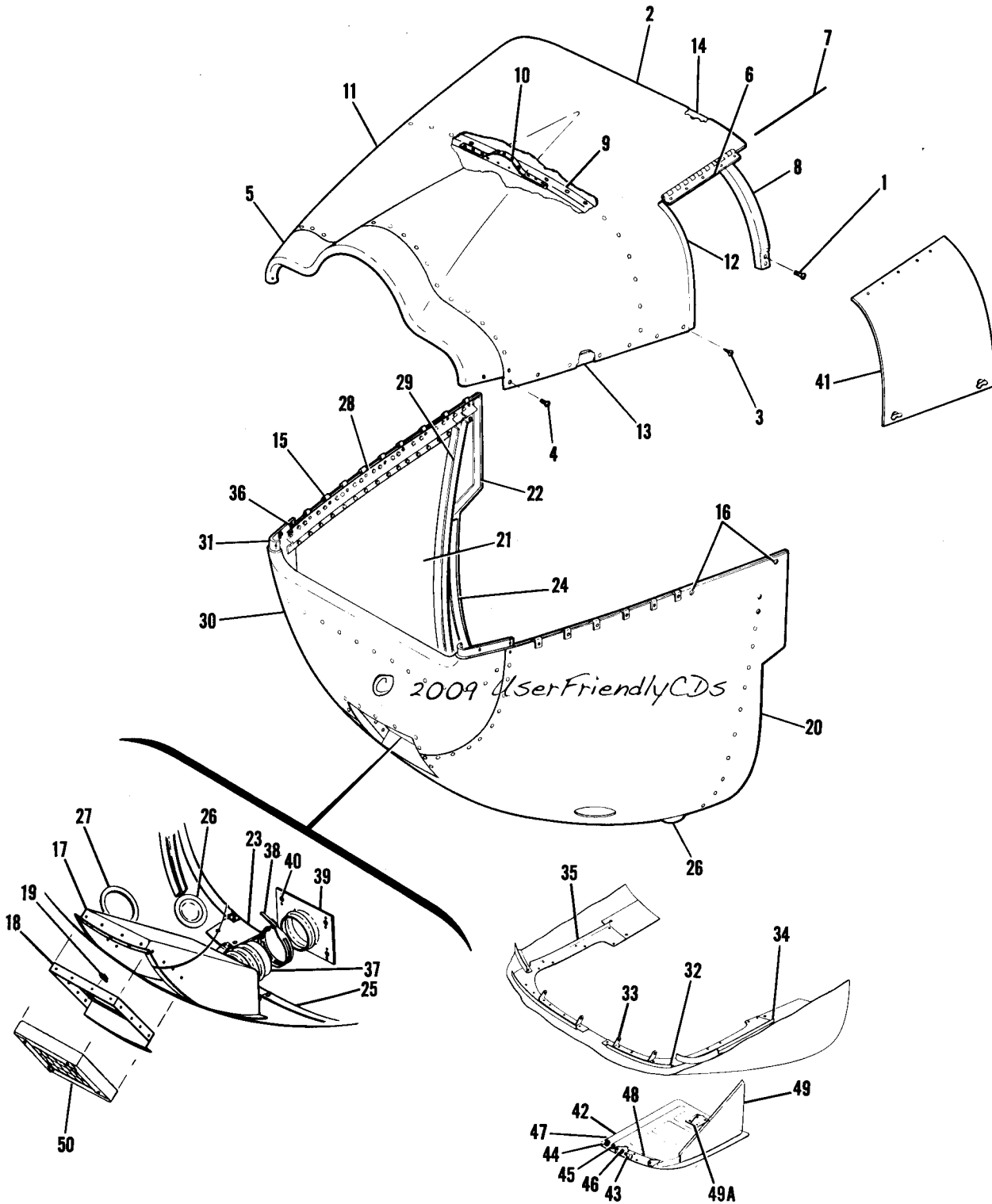


| FIGURE AND INDEX NO. | PART NUMBER    | DESCRIPTION   | UNITS PER ASSY | USABLE ON CODE |
|----------------------|----------------|---|----------------|----------------|
|                      |                |   |                |                |
| 120 -                | *              | COWL ASSEMBLY-ENGINE WITH DUAL LANDING LIGHT PROVISIONS | NP             | A              |
| - 1                  | 0552112-27     | COWL ASSEMBLY-LOWER WEU 0552112-28                      | 1              | B              |
|                      | 0552112-28     | COWL ASSEMBLY-LOWER                                     | 1              | C              |
| - 2                  | 0552112-25     | SPOTWELD ASSEMBLY-LOWER LH                              | 1              |                |
| - 3                  | 0552010-93     | CHANNEL-LOWER LH  | 1              |                |
| - 4                  | 0552112-26     | SPOTWELD ASSEMBLY-LOWER RH                              | 1              | B              |
|                      | 0552112-29     | SPOTWELD ASSEMBLY-LOWER RH                              | 1              | C              |
| - 5                  | 0552010-92     | CHANNEL-LOWER RH  | 1              |                |
| - 5A                 | 0552151-1      | DOUBLER-LOWER RH  | 1              | C              |
| - 6                  | 0552010-60     | STIFFENER-LH  | 1              |                |
|                      | 0552010-86     | STIFFENER-RH  | 1              | B              |
|                      | 0552010-94     | STIFFENER-RH  | 1              | C              |
| - 7                  | 0552143-1      | DOUBLER-LOWER COWL                                      | 1              |                |
| - 8                  | 0552010-54     | STIFFENER   | 2              |                |
| - 9                  | 0552010-91     | AIR SCOOP   | 1              |                |
| -10                  | 0552019-15     | NOSE CAP ASSEMBLY-LOWER                                 | 1              |                |
| -11                  | NAS697A08      | NUTPLATE  | 10             |                |
| -12                  | 0552019-13     | MOUNTING PLATE  | 1              |                |
| -13                  | NAS681A08      | NUTPLATE  | 10             |                |
| -14                  | NAS693A08      | NUTPLATE  | 2              |                |
| -15                  | 0552139-1      | SUPPORT ASSEMBLY-DUAL LANDING LIGHT                     | 1              |                |
|                      |                | ATTACHING PARTS   |                |                |
| -16                  | NAS 514P 832-8 | SCREW   | 12             |                |
|                      |                | ---*---   |                |                |
| -17                  | 1752119-7      | BRACKET ASSEMBLY-MOUNT                                  | 1              |                |
| -18                  | NAS697A08      | NUTPLATE  | 2              |                |
| -19                  | 1752119-4      | BRACKET ASSEMBLY-MOUNT                                  | 1              |                |
| -20                  | NAS697A08      | NUTPLATE  | 2              |                |
| -21                  | NAS697A08      | NUTPLATE  | 2              |                |
| -22                  | S1115-29       | SHOCKMOUNT  | 1              |                |
|                      |                | ATTACHING PARTS   |                |                |
|                      | AN515-8R8      | SCREW   | 2              |                |
|                      |                | ---*---   |                |                |
| -23                  | S1115-32       | STUD  | 4              |                |
|                      | S1115-35       | STUD  | 2              |                |
|                      | S1115-9        | RING  | 6              |                |
| -24                  | S1115-19       | NUTPLATE  | 14             |                |
| -25                  | 0552112-204    | COWL ASSEMBLY-UPPER                                     | 1              |                |
|                      |                | ATTACHING PARTS   |                |                |
| -26                  | AN515-8R8      | SCREW   | 12             |                |
|                      |                | ---*---   |                |                |
| -27                  | 0552112-20     | SPOTWELD ASSEMBLY-UPPER COWL                            | 1              |                |
| -28                  | 0552010-89     | CHANNEL-UPPER   | 1              |                |
| -29                  | 0552010-87     | DOUBLER-LH  | 1              |                |
|                      | 0552010-88     | DOUBLER-RH  | 1              |                |
| -30                  | 1552004-32     | DOUBLER-DOOR OPENING                                    | 1              |                |
| -31                  | 0552019-10     | NOSE CAP-UPPER  | 1              |                |
| -32                  | S1115-32       | STUD  | 19             |                |
|                      | S1115-9        | RING  | 19             |                |
| -33                  | 0552010-74     | STIFFENER-LH  | 1              |                |
|                      | 0552010-73     | STIFFENER-RH  | 1              |                |
| -34                  | 0552010-47     | STIFFENER   | 2              |                |
| -35                  | 1552004-28     | DOOR ASSEMBLY-UPPER COWL                                | 1              |                |
| -36                  | KM610-064      | LATCH-DOOR CLC  | 1              |                |
| -37                  | 1552004-22     | HINGE HALF  | 1              |                |
|                      | 1552004-23     | HINGE HALF  | 1              |                |
| -38                  | 1552004-17     | PIN-HINGE   | 1              |                |
| -39                  | 1552010-1      | SPRING  | 1              |                |
| -40                  | 1552004-25     | STRIKER-DOOR  | 1              |                |
|                      | C294510-0301   | FILTER-CARBURETOR AIR INTAKE                            | 1              |                |

NOTE. \*THIS FIGURE APPLIES TO AIRPLANES WITH COWL MOUNTED DUAL LANDING LIGHTS ONLY. FOR AIRPLANES WITH STANDARD COWL SEE FIG 118. FOR AIRPLANES WITH COWL MOUNTED SINGLE LANDING LIGHT SEE FIG 119.

A---172 SERIAL 17261899 THRU 17263458  
 F172 SERIAL F17201035 THRU F17201234  
 B---172 SERIAL 17261899 THRU 17262708  
 F172 SERIAL F17201035 THRU F17201224  
 C---172 SERIAL 17262709 THRU 17263458  
 F172 SERIAL F17201225 THRU F17201234

Cowling (Cont)



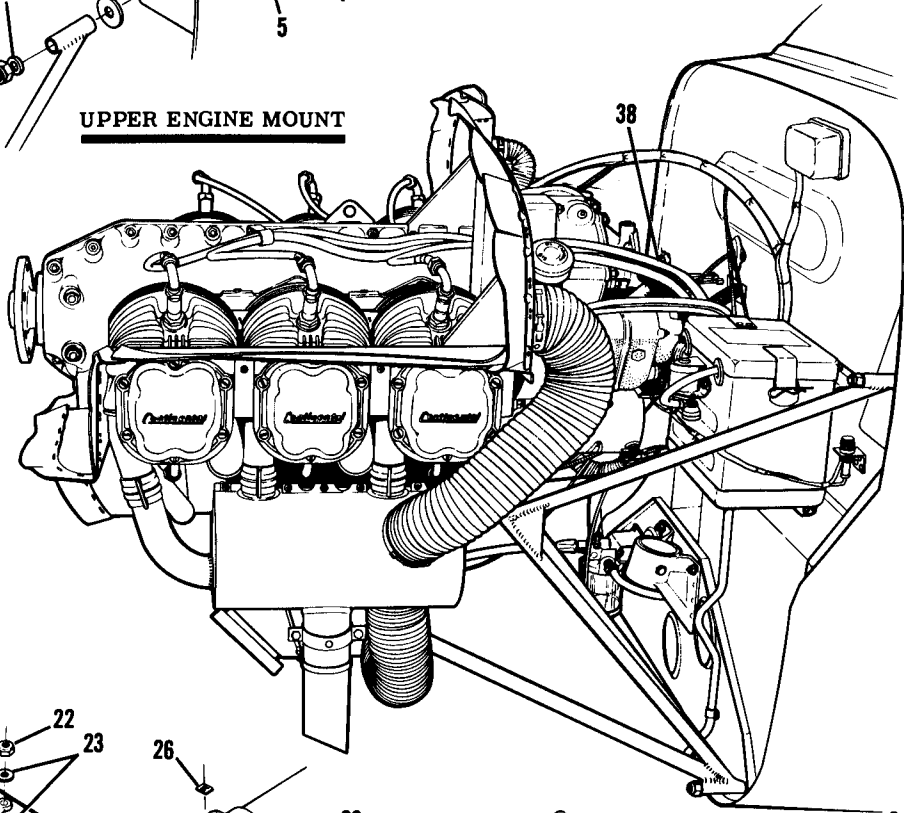
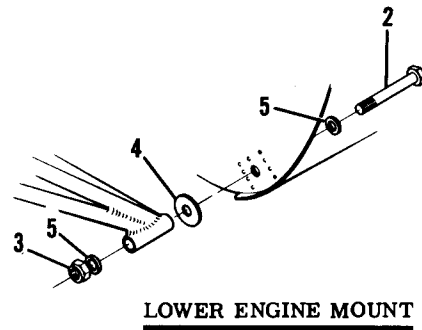
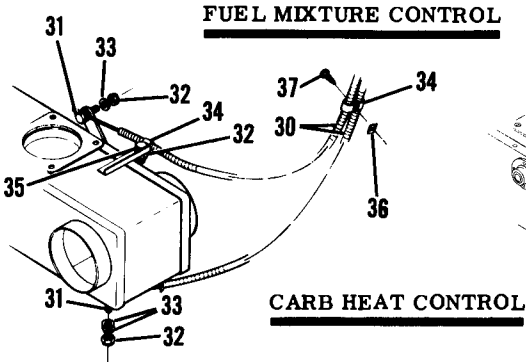
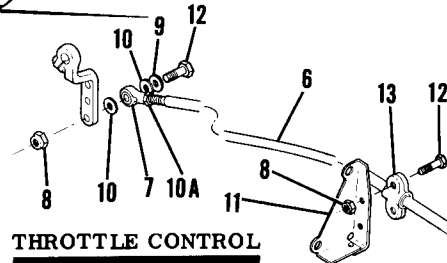
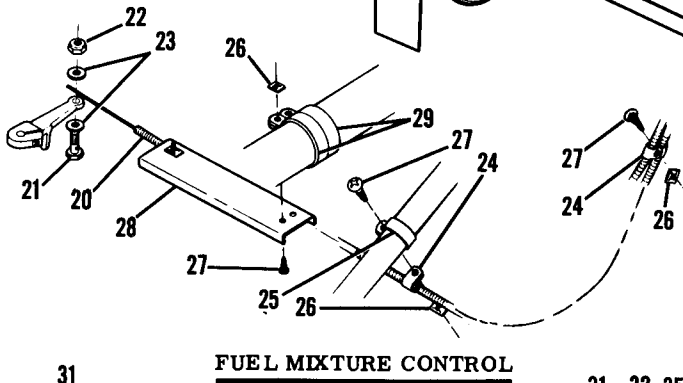
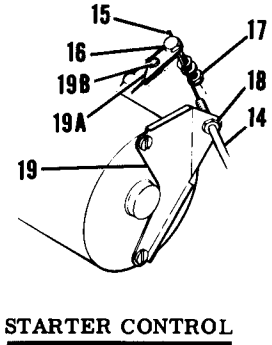
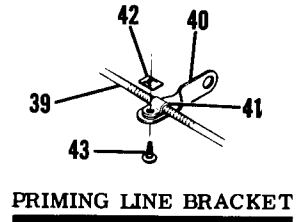
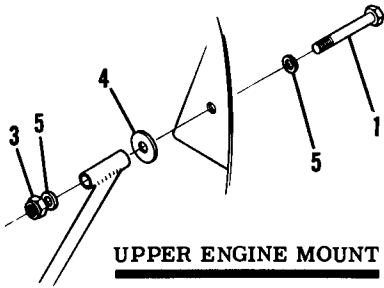
**P172 SERIAL P17257120 THRU P17257188**

Figure 121. Engine Cowl Assembly

| FIGURE AND INDEX NO. | PART NUMBER  | DESCRIPTION   | UNITS PER ASSY | USABLE ON CODE |
|----------------------|--------------|---|----------------|----------------|
| 121 -                |              | <b>1 2 3 4 5 6 7</b><br>COWL ASSEMBLY-ENGINE -----<br>ATTACHING PARTS ----- | 1              | A              |
| - 1                  | AN520-416R10 | SCREW -----<br>-----*   | 14             |                |
| - 2                  | 0552007-55   | COWL ASSEMBLY-UPPER -----<br>ATTACHING PARTS -----                          | 1              |                |
| - 3                  | S1021Z8-8    | SCREW -----   | 15             |                |
| - 4                  | AN520-10R6   | SCREW -----<br>-----*   | 8              |                |
| - 5                  | 0552007-13   | SKIN-NOSE CAP UPPER -----   | 1              |                |
| - 6                  | 0552003-26   | HINGE ASSEMBLY -----  | 1              |                |
| - 7                  | 0552003-28   | PIN-HINGE -----   | 1              |                |
| - 8                  | 0552007-43   | CHANNEL-UPPER -----   | 1              |                |
| - 9                  | 0552007-48   | ANGLE -----   | 1              |                |
| -10                  | 0552007-35   | STIFFENER -----   | 1              |                |
| -11                  | 0552007-53   | SPOTWELD ASSEMBLY -----   | 1              |                |
| -12                  | 0552007-32   | DOUBLER-HINGE -----   | 1              |                |
| -13                  | 0552007-37   | DOUBLER-SIDE LH -----   | 1              |                |
|                      | 0552007-38   | DOUBLER-SIDE RH -----   | 1              |                |
| -14                  | 0552007-54   | DOUBLER-UPPER AFT -----   | 1              |                |
|                      | 0552007-200  | COWL ASSEMBLY-LOWER LESS COWL FLAPS -----                                   | 1              |                |
| -15                  | A1788-8Z-3   | NUT TIN -----   | 15             |                |
| -16                  | 99833-C.098  | RECEPTACLE-STUD MKL -----   | 2              |                |
| -17                  | 0552007-17   | SCOOP ASSEMBLY-AIR -----  | 1              |                |
| -18                  | 0552007-18   | PAN ASSEMBLY-AIR FILTER -----   | 1              |                |
| -19                  | S1853-2      | RECEPTACLE-STUD MKL -----   | 4              |                |
| -20                  | 0552007-77   | SPOTWELD ASSEMBLY RH -----  | 1              |                |
| -21                  | 0552007-78   | SPOTWELD ASSEMBLY RH -----  | 1              |                |
| -22                  | 0552007-24   | DOUBLER -----   | 1              |                |
| -23                  | 0552007-26   | DOUBLER AFT RH -----  | 1              |                |
|                      | 0552007-25   | DOUBLER AFT LH -----  | 1              |                |
| -24                  | 0552007-28   | DOUBLER RH -----  | 1              |                |
| -25                  | 0552007-27   | DOUBLER LH -----  | 1              |                |
| -26                  | 0552003-72   | CUP -----   | 1              |                |
| -27                  | 0552003-39   | DOUBLER-EXHAUST OPENING -----   | 1              |                |
| -28                  | 0552007-30   | STIFFENER RH -----  | 1              |                |
|                      | 0552007-29   | STIFFENER LH -----  | 1              |                |
| -29                  | 0552007-42   | CHANNEL RH -----  | 1              |                |
|                      | 0552007-41   | CHANNEL LH -----  | 1              |                |
| -30                  | 0552007-4    | NOSE CAP ASSEMBLY-LOWER -----   | 1              |                |
| -31                  | 0552007-15   | DOUBLER-NOSE CAP -----  | 1              |                |
| -32                  | 0552007-73   | STIFFENER LH -----  | 1              |                |
|                      | 0552007-74   | STIFFENER RH -----  | 1              |                |
| -33                  | 0552007-69   | HINGE HALF LH -----   | 1              |                |
|                      | 0552007-70   | HINGE HALF RH -----   | 1              |                |
| -34                  | 0552007-67   | DOUBLER LH -----  | 1              |                |
| -35                  | 0552007-68   | DOUBLER RH -----  | 1              |                |
| -36                  | NAS697A3     | NUT -----   | 8              |                |
| -37                  | S1053K28W    | HOSE 4.3 IN. LG BULK ITEM REF S-1053K28W4.3 -----<br>ATTACHING PARTS -----  | 1              |                |
| -38                  | NAS398-54    | CLAMP -----<br>-----*   | 2              |                |
| -39                  | 0552007-6    | COUPLING PLATE -----  | 1              |                |
| -40                  | 312-12       | RECEPTACLE-STUD CLC -----   | 4              |                |
| -41                  | 0552007-5    | DOOR ASSEMBLY -----   | 1              |                |
|                      | W98292-2180  | STUD MKL -----  | 2              |                |
|                      | 99836        | CROSS PIN MKL -----   | 2              |                |
|                      | 99874-1      | GROMMET MKL -----   | 2              |                |
| -42                  | 0552007-83   | COWL FLAP ASSEMBLY LH -----   | 1              |                |
|                      | 0552007-84   | COWL FLAP ASSEMBLY RH -----<br>ATTACHING PARTS -----                        | 1              |                |
| -43                  | AN24-8       | BOLT -----  | 2              |                |
| -44                  | AN320-4      | NUT -----   | 2              |                |
| -45                  | AN960-416L   | WASHER -----  | 2              |                |
| -46                  | 0552007-66   | WASHER -----  | 2              |                |
| -47                  | MS24665-134  | COTTER PIN -----<br>-----*  | 2              |                |
| -48                  | 0552007-71   | HINGE HALF LH -----   | 1              |                |
|                      | 0552007-72   | HINGE HALF RH -----   | 1              |                |
| -49                  | 0552007-81   | BAFFLE-LH -----   | 1              |                |
|                      | 0552007-82   | BAFFLE-RH -----   | 1              |                |
| -49A                 | 0552007-85   | BRACKET-COWL FLAP CONTROL -----   | 1              |                |
| -50                  | 120009       | AIR FILTER AMA -----  | 1              |                |
|                      | 120009-06    | GASKET-AIR FILTER AMA -----   | 1              |                |

A---P172 SERIAL P17257120 THRU P17257188  
FP172 SERIAL FP172-0001 THRU FP172-0003

Engine



172 SERIAL 17249545 THRU 17256512  
 F172 SERIAL F172-0001 THRU F17200804

Figure 122. Engine Installation



| FIGURE AND INDEX NO. | PART NUMBER  | DESCRIPTION   | UNITS PER ASSY | USABLE ON CODE |
|----------------------|--------------|---|----------------|----------------|
|                      |              |   |                |                |
| 122 -                | SEE FIG 125  | ENGINE INSTALLATION-CONTINENTAL -----                       | NP             | A              |
|                      |              | ENGINE ASSEMBLY-CONTINENTAL -----                           | NP             |                |
|                      |              | ATTACHING PARTS   |                |                |
| - 1                  | AN6-25A      | BOLT -----  | 2              |                |
| - 2                  | AN6-32A      | BOLT -----  | 2              |                |
| - 3                  | MS20365-624C | NUT -----   | 4              |                |
| - 4                  | 0550153-1    | WASHER -----  | 4              |                |
| - 5                  | AN960-616    | WASHER -----  | 8              |                |
|                      |              | -----*  |                |                |
| - 6                  | S1222-2      | CONTROL-THROTTLE -----                                      | 1              | B              |
|                      | S1222-7      | CONTROL-THROTTLE -----                                      | 1              | C              |
|                      |              | ATTACHING PARTS   |                |                |
| - 7                  | S1104-3      | ROD END -----   | 1              |                |
| - 8                  | MS21044N3    | NUT -----   | 3              |                |
| - 9                  | AN970-3      | WASHER -----  | 1              |                |
| -10                  | AN960D10     | WASHER -----  | 2              |                |
| -10A                 | MS21044N3    | NUT -----   | 1              |                |
| -11                  | 0550185-1    | BRACKET -----   | 1              |                |
| -12                  | AN3-7A       | BOLT -----  | 3              |                |
| -13                  | S351         | CLAMP -----   | 2              |                |
|                      |              | -----*  |                |                |
| -14                  | 0513188-1    | TUBE-STARTER CONTROL -----                                  | 1              | B              |
|                      | 0513188-3    | TUBE-SRARTER CONTROL -----                                  | 1              | C              |
| -15                  | 0513187-3    | CONTROL ASSEMBLY-STARTER REF 0513187-1 -----                | 1              |                |
|                      |              | ATTACHING PARTS   |                |                |
| -16                  | 0450311-5    | CLAMP -----   | 1              |                |
| -17                  | MS21044N3    | NUT -----   | 1              |                |
|                      | AN960-10     | WASHER -----  | 2              |                |
| -18                  | AN315-3R     | NUT -----   | 4              |                |
| -19                  | 0550184-1    | BRACKET ASSEMBLY-STARTER WHEN EXHAUSTED USE 0550184-2 ----- | 1              | D              |
|                      | 0550184-2    | BRACKET ASSEMBLY-STARTER -----                              | 1              | E              |
|                      |              | -----*  |                |                |
| -19A                 | 0450283      | EXTENSION-STARTER -----                                     | 1              | E              |
|                      |              | ATTACHING PARTS   |                |                |
| -19B                 | AN3-4A       | BOLT -----  | 1              |                |
|                      | MS21044N3    | NUT -----   | 1              |                |
|                      |              | -----*  |                |                |
| -20                  | S1231-2      | CONTROL ASSEMBLY-FUEL MIXTURE -----                         | 1              |                |
|                      |              | ATTACHING PARTS   |                |                |
| -21                  | 0450311-2    | CLAMP -----   | 1              |                |
| -22                  | MS21042L4    | NUT -----   | 1              |                |
| -23                  | AN960-416    | WASHER -----  | 2              |                |
| -24                  | AN742D3      | CLAMP -----   | 4              |                |
| -25                  | AN742D10     | CLAMP -----   | 1              |                |
| -26                  | NAS446-4-3   | NUT -----   | 5              |                |
| -27                  | S1021Z8-6    | SCREW -----   | 5              |                |
| -28                  | 0550100-4    | BRACKET -----   | 1              |                |
| -29                  | AN735D20     | CLAMP -----   | 2              |                |
|                      |              | -----*  |                |                |
| -30                  |              | CONTROL-CARBURETOR HEAT REFER TO INST PNL -----             | 1              | B              |
| -30A                 |              | CONTROL-CARBURETOR HEAT REFER TO INST PNL -----             | 1              | C              |
|                      |              | ATTACHING PARTS   |                |                |
| -31                  | 0450311-5    | CLAMP -----   | 2              |                |
| -32                  | MS21044N3    | NUT -----   | 3              |                |
| -33                  | AN960-10     | WASHER -----  | 3              |                |
| -34                  | AN742D3      | CLAMP -----   | 3              |                |
| -35                  | AN3-3A       | BOLT -----  | 1              |                |
| -36                  | NAS446-4-3   | NUT -----   | 1              |                |
| -37                  | S1021Z8-6    | SCREW -----   | 1              |                |
|                      |              | -----*  |                |                |

CONTINUED ON NEXT PAGE

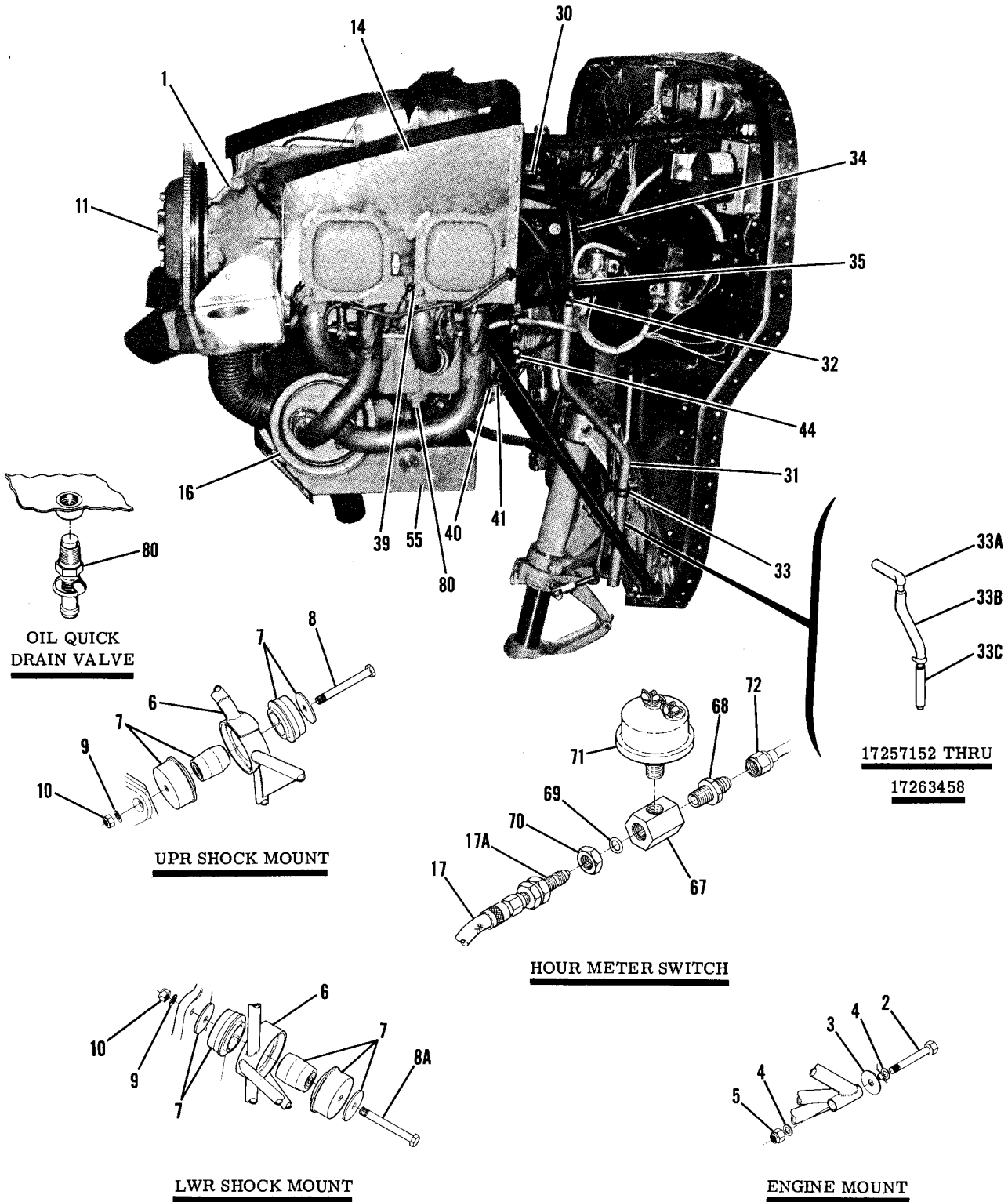
| FIGURE AND INDEX NO. | PART NUMBER | DESCRIPTION   | UNITS PER ASSY                       | USABLE ON CODE |               |
|----------------------|-------------|---|--------------------------------------|----------------|---------------|
|                      |             |   |                                      |                | 1 2 3 4 5 6 7 |
| 122 -38              | S1239-7     | CONTROL-CABIN HEAT -----  | 1                                    | B              |               |
|                      | S1239-15    | CONTROL-CABIN HEAT -----  | 1                                    | H              |               |
|                      | S1239-28    | CONTROL-CABIN HEAT -----<br>ATTACHING PARTS                                   | 1                                    | J              |               |
|                      | 0450311-5   | CLAMP -----   | 1                                    |                |               |
|                      | MS21044N3   | NUT -----   | 1                                    |                |               |
|                      | AN960-10    | WASHER -----<br>*-----  | 2                                    |                |               |
|                      | -39         | 0500118-105   | LINE-PRIMER -----<br>ATTACHING PARTS | 1              |               |
|                      |             | AN4022-1  | NIPPLE-PRIMING JET -----             | 1              |               |
|                      | -40         | 0550100-9   | BRACKET -----                        | 1              |               |
|                      | -41         | AN742D3   | CLAMP -----                          | 1              |               |
| -42                  | NAS446-4-3  | NUT -----   | 1                                    |                |               |
| -43                  | S1021Z8-6   | SCREW -----<br>*-----   | 1                                    |                |               |
|                      |             | A---172 SERIAL 17249545 THRU 17256512<br>F172 SERIAL F172-0001 THRU F17200804 |                                      |                |               |
|                      |             | B---172 SERIAL 17249545 THRU 17250572<br>F172 SERIAL F172-0001 THRU F172-0018 |                                      |                |               |
|                      |             | C---172 SERIAL 17250573 THRU 17256512<br>F172 SERIAL F172-0019 THRU F17200804 |                                      |                |               |
|                      |             | D---172 SERIAL 17249545 THRU 17251005<br>F172 SERIAL F172-0001 THRU F172-0047 |                                      |                |               |
|                      |             | E---172 SERIAL 17251006 THRU 17256512<br>F172 SERIAL F172-0048 THRU F17200804 |                                      |                |               |
|                      |             | F---DELETED   |                                      |                |               |
|                      |             | G---DELETED   |                                      |                |               |
|                      |             | H---172 SERIAL 17250573 THRU 17254892<br>F172 SERIAL F172-0019 THRU F172-0319 |                                      |                |               |
|                      |             | J---172 SERIAL 17254893 THRU 17256512<br>F172 SERIAL F172-0320 THRU F17200804 |                                      |                |               |



| FIGURE AND INDEX NO. | PART NUMBER                                    | DESCRIPTION  | UNITS PER ASSY |   |   |   |   |   |   | USABLE ON CODE   |             |
|----------------------|--|--|----------------|---|---|---|---|---|---|------------------|-------------|
|                      |  |  | 1              | 2 | 3 | 4 | 5 | 6 | 7 |                  |             |
| 123 -                |  | ENGINE INSTALLATION -----  |                |   |   |   |   |   |   | NP               | A           |
| - 1                  | 0320E2D-ENPL3107<br>0320E2D-ENPL4090           | ENGINE LY -----<br>ENGINE LY -----   |                |   |   |   |   |   |   | 1<br>1           | T<br>U      |
|                      |  | ATTACHING PARTS  |                |   |   |   |   |   |   |                  |             |
| - 2                  | AN6-23A<br>AN6-27A                             | BOLT LOWER -----<br>BOLT UPPER -----   |                |   |   |   |   |   |   | 2<br>2           |             |
| - 3                  | 0550153-1                                      | WASHER -----   |                |   |   |   |   |   |   | 4                |             |
| - 4                  | AN960-616                                      | WASHER -----   |                |   |   |   |   |   |   | 8                |             |
| - 5                  | MS20365-624C                                   | NUT -----  |                |   |   |   |   |   |   | 4                |             |
| - 6                  | 0551017-1                                      | MOUNT ASSEMBLY-ENGINE -----  |                |   |   |   |   |   |   | 1                |             |
| - 7                  | C299501-0101                                   | KIT-SHOCK MOUNT -----  |                |   |   |   |   |   |   | 4                |             |
| - 8                  | AN7-43A  | BOLT UPPER -----   |                |   |   |   |   |   |   | 4                |             |
| - 8A                 | AN7-44A  | BOLT LOWER -----   |                |   |   |   |   |   |   | 4                |             |
| - 9                  | AN960-716L                                     | WASHER -----   |                |   |   |   |   |   |   | 4                |             |
| -10                  | MS20365-720C                                   | NUT -----  |                |   |   |   |   |   |   | 4                |             |
|                      |  | -----*-----  |                |   |   |   |   |   |   |                  |             |
| -10A                 | 0412007-8                                      | STRAP-ENGINE GROUND -----  |                |   |   |   |   |   |   | 1                |             |
| -10B                 | AN742-12<br>AN3-4A                             | CLAMP -----<br>BOLT -----  |                |   |   |   |   |   |   | 1<br>1           |             |
|                      | AN960-10                                       | WASHER -----   |                |   |   |   |   |   |   | 2                |             |
|                      | MS20365-1032C                                  | NUT -----  |                |   |   |   |   |   |   | 1                |             |
| -10C                 | AN4-11A  | BOLT -----   |                |   |   |   |   |   |   | 1                |             |
|                      | AN960-416                                      | WASHER -----   |                |   |   |   |   |   |   | 1                |             |
|                      | MS21042L4                                      | NUT -----  |                |   |   |   |   |   |   | 1                |             |
| -11                  | SEE FIG 113                                    | PROPELLER & SPINNER INSTALLATION -----   |                |   |   |   |   |   |   | 1                |             |
| -12                  | SEE FIG 141                                    | HEATING & DEFROSTING SYSTEM -----  |                |   |   |   |   |   |   | 1                |             |
| -13                  | SEE FIG 167                                    | FUEL SYSTEM -----  |                |   |   |   |   |   |   | 1                |             |
| -14                  | SEE FIG 134                                    | BAFFLES INSTALLATION-ENGINE -----  |                |   |   |   |   |   |   | 1                | X           |
|                      | SEE FIG 135                                    | BAFFLES INSTALLATION-ENGINE -----  |                |   |   |   |   |   |   | 1                | W           |
| -15                  | SEE FIG 184                                    | VACUUM SYSTEM -----  |                |   |   |   |   |   |   | 1                |             |
| -16                  | SEE FIG 132                                    | EXHAUST STACK ASSEMBLY -----   |                |   |   |   |   |   |   | 1                |             |
| -17                  | 0500118-101<br>S1236-3-0184                    | LINE ASSEMBLY-OIL PRESSURE -----<br>HOSE ASSEMBLY-OIL PRESSURE -----             |                |   |   |   |   |   |   | 1<br>1           | P<br>Q      |
|                      |  | ATTACHING PARTS  |                |   |   |   |   |   |   |                  |             |
|                      | MS21919DG6                                     | CLAMP ATTACH TO S1236-3-0184 -----   |                |   |   |   |   |   |   | 1                | Q           |
|                      | AN742012                                       | CLAMP ATTACH TO ENGINE MOUNT -----   |                |   |   |   |   |   |   | 1                | Q           |
|                      | S1021210-8                                     | SCREW -----  |                |   |   |   |   |   |   | 1                | Q           |
|                      | NAS446-5-1                                     | NUT -----  |                |   |   |   |   |   |   | 1                | Q           |
|                      |  | -----*-----  |                |   |   |   |   |   |   |                  |             |
|                      | MS20823-2B                                     | ELBOW -----  |                |   |   |   |   |   |   | 1                | P           |
|                      | 0752037-3                                      | ELBOW ASSEMBLY -----   |                |   |   |   |   |   |   | 1                | Q           |
| -17A                 | 1450024-3                                      | UNION -----  |                |   |   |   |   |   |   | 1                | Q           |
| -18                  | 8406E<br>8526250                               | OIL COOLER SW -----<br>OIL COOLER ALTERNATE HR -----                             |                |   |   |   |   |   |   | 1<br>1           |             |
|                      |  | ATTACHING PARTS  |                |   |   |   |   |   |   |                  |             |
| -19                  | AN3-5A<br>AN960-10<br>MS20365-1032C            | BOLT -----<br>WASHER -----<br>NUT -----  |                |   |   |   |   |   |   | 6<br>6<br>2      |             |
|                      |  | -----*-----  |                |   |   |   |   |   |   |                  |             |
| -20                  | S1167-6-0260                                   | HOSE ASSEMBLY ENGINE TO COOLER -----   |                |   |   |   |   |   |   | 1                |             |
| -21                  | MS20822-6-6<br>AN816-6-6                       | ELBOW -----<br>UNION UPR END -----   |                |   |   |   |   |   |   | 1<br>1           |             |
| -22                  | S1167-6-0290<br>S1167-6-0210                   | HOSE ASSEMBLY COOLER TO ENGINE -----<br>HOSE ASSEMBLY COOLER TO ENGINE -----     |                |   |   |   |   |   |   | 1<br>1           | T<br>U      |
| -23                  | MS20825-6<br>AN815-6D<br>MS20823-6B<br>AN912-2 | TEE -----<br>UNION UPR END -----<br>ELBOW UPR END -----<br>REDUCER UPR END ----- |                |   |   |   |   |   |   | 1<br>1<br>1<br>1 | T<br>U<br>U |
| -24                  | 0556018-1                                      | CAP -----  |                |   |   |   |   |   |   | 1                |             |
| -25                  | AN912-2D                                       | BUSHING-REDUCER -----  |                |   |   |   |   |   |   | 1                |             |
| -26                  | 1700121-16                                     | LINE-OIL COOLER -----  |                |   |   |   |   |   |   | 1                | T           |
| -27                  | 1756001-1<br>0505011-1                         | DUCT ASSEMBLY-OIL COOLER -----<br>PLACARD -----                                  |                |   |   |   |   |   |   | 1<br>1           |             |
| -28                  | S1053E24T                                      | HOSE * IN LG BULK ITEM REF S1053K24T* -----                                      |                |   |   |   |   |   |   | 1                |             |
|                      |  | ATTACHING PARTS  |                |   |   |   |   |   |   |                  |             |
| -29                  | NAS398-50                                      | CLAMP -----  |                |   |   |   |   |   |   | 2                |             |
|                      |  | -----*-----  |                |   |   |   |   |   |   |                  |             |
| -30                  | S1605-6<br>S1605-8                             | TACHOMETER SHAFT WHEN EXHAUSTED USE S1605-8 -----<br>TACHOMETER SHAFT -----      |                |   |   |   |   |   |   | 1<br>1           | G<br>H      |
| -31                  | 0500118-70                                     | BREATHING TUBE -----   |                |   |   |   |   |   |   | 1                |             |
|                      |  | ATTACHING PARTS  |                |   |   |   |   |   |   |                  |             |
| -32                  | MS21919DG12<br>AN3-5A<br>AN960-10<br>MS21044N3 | CLAMP -----<br>BOLT -----<br>WASHER -----<br>NUT -----                           |                |   |   |   |   |   |   | 2<br>1<br>1<br>1 |             |

CONTINUED ON NEXT PAGE

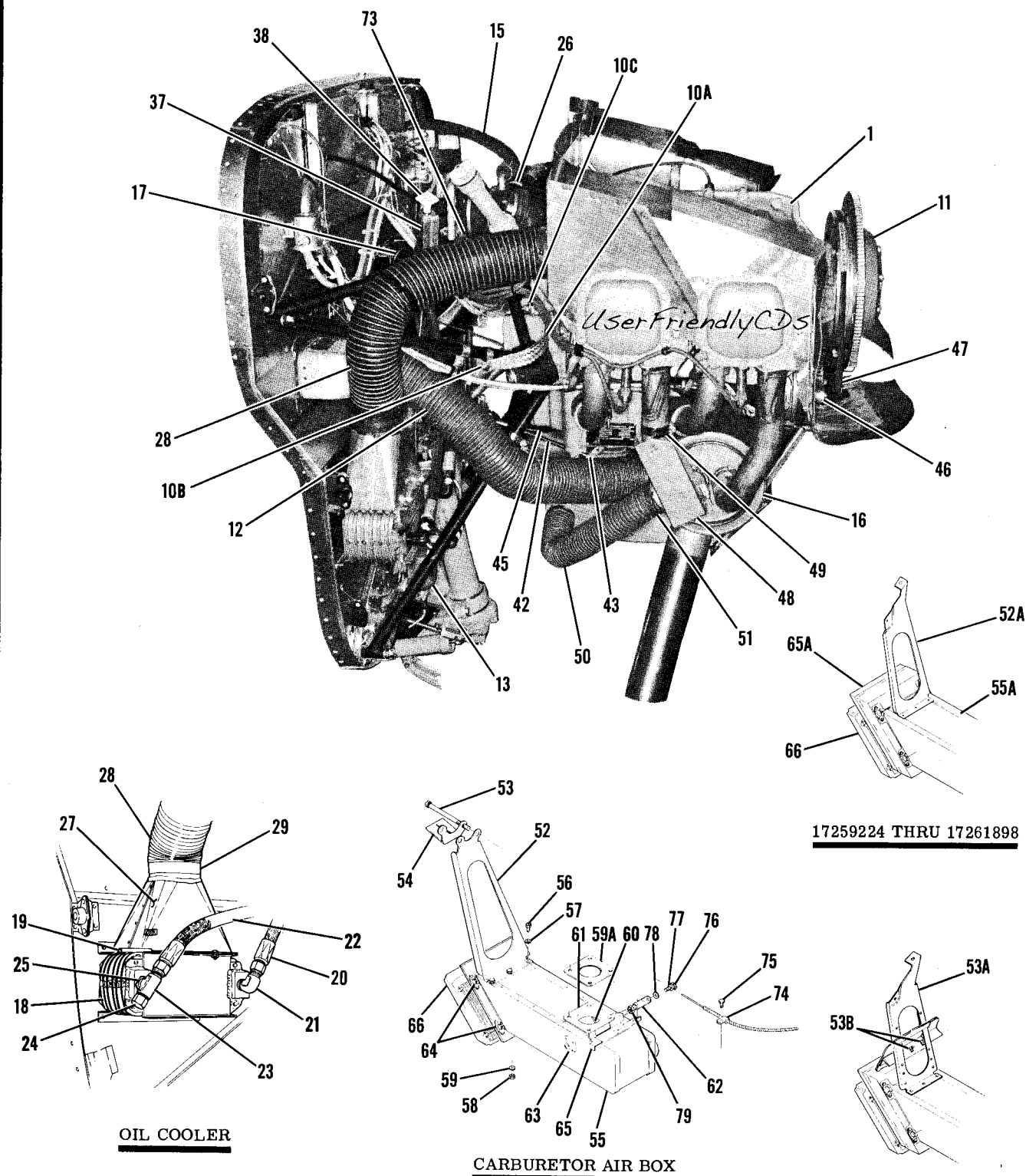
Engine (Cont)



172 SERIAL 17256513 THRU 17263458  
 F172 SERIAL F17200805 THRU F17201234

Figure 123. Engine Installation (Sheet 1 of 2)

Engine (Cont)



17259224 THRU 17261898

OIL COOLER

CARBURETOR AIR BOX

17261899 THRU 17263458

**172 SERIAL 17256513 THRU 17263458**  
**F172 SERIAL F17200805 THRU F17201234**

Figure 123. Engine Installation (Sheet 2 of 2)

| FIGURE AND INDEX NO. | PART NUMBER   | DESCRIPTION   | UNITS PER ASSY                  | USABLE ON CODE |
|----------------------|---|---|---------------------------------|----------------|
|                      |   |   |                                 |                |
| 123 -33              | MS21919DG12<br>S1021Z10-20<br>NAS43HT3-32<br>AN960-10                                 | CLAMP -----<br>SCREW -----<br>SPACER -----<br>WASHER -----<br>-----*  | 1<br>1<br>1<br>1                |                |
| -33A                 | 0552011-11  | INSULATION-BREATHER TUBE -----  | 1                               | B              |
| -33B                 | 0552011-12  | INSULATION-BREATHER TUBE -----  | 1                               | B              |
| -33C                 | 0552011-13  | INSULATION-BREATHER TUBE -----  | 1                               | B              |
| -34                  | S1495-12  | HOSE 16.0 IN LG BULK ITEM REF S1495-12-16.0 -----<br>ATTACHING PARTS  | 1                               |                |
| -35                  | NAS397-18   | CLAMP -----<br>-----*   | 2                               |                |
| -36                  |   | DELETED-NOT USED -----  |                                 |                |
| -37                  | 1716013-1   | BRACKET -----<br>ATTACHING PARTS  | 1                               |                |
|                      | AN741TD6  | CLAMP -----   | 1                               |                |
|                      | AN4-6A  | BOLT -----  | 2                               |                |
|                      | AN960-416   | WASHER -----  | 2                               |                |
|                      | MS21042L4   | NUT -----<br>-----*   | 2                               |                |
| -38                  | S1517-8   | CONTROL ASSEMBLY-FUEL STRAINER -----  | 1                               |                |
| -39                  | SEE FIG 173   | PRIMING SYSTEM-3 CYLINDER -----   | 1                               |                |
| -40                  | SEE FIG 104   | CONTROL ASSEMBLY-MIXTURE -----<br>ATTACHING PARTS   | 1                               |                |
| -41                  | AN742D3<br>S1485D13U<br>S1485D3U<br>S1021Z10-8<br>0450311-2<br>AN960-416<br>MS21042L4 | CLAMP -----<br>CLAMP -----<br>CLAMP -----<br>SCREW -----<br>CLAMP -----<br>WASHER -----<br>NUT -----<br>-----*                | 1<br>1<br>1<br>1<br>1<br>2<br>1 | R<br>R<br>S    |
| -42                  | SEE FIG 104   | CONTROL ASSEMBLY-THROTTLE -----<br>ATTACHING PARTS  | 1                               |                |
| -43                  | AN3-7A<br>AN970-3<br>AN960-10<br>MS21044N3<br>S1104-3<br>AN315-3R                     | BOLT -----<br>WASHER -----<br>WASHER -----<br>NUT -----<br>ROD END -----<br>NUT -----   | 1<br>1<br>2<br>2<br>1<br>1      |                |
| -44                  | S351<br>AN3-7A<br>MS21044N3<br>AN960-10   | CLAMP -----<br>BOLT -----<br>NUT -----<br>WASHER -----<br>-----*  | 1<br>2<br>2<br>2                |                |
| -45                  | 0551019-1<br>0551019-5<br><br>MS20074-04-21<br>AN960-416L                             | SUPPORT ASSEMBLY-THROTTLE -----<br>SUPPORT ASSEMBLY-THROTTLE -----<br>ATTACHING PARTS<br>BOLT -----<br>WASHER -----<br>-----* | 1<br>1<br>1<br>1                | R<br>S         |
| -46                  | SEE FIG 191   | ALTERNATOR INSTALLATION -----   | 1                               |                |
| -47                  | S1597-1-37.5  | BELT-ALTERNATOR -----   | 1                               |                |
| -48                  | 1750011-1<br>1750011-4  | SHROUD ASSEMBLY WEU 1750011-4 -----<br>SHROUD ASSEMBLY -----<br>ATTACHING PARTS   | 1<br>1                          | K<br>L         |
| -49                  | AN737TW56   | CLAMP -----<br>-----*   | 2                               |                |
| -50                  | S1053K16 *  | DUCT-FLEXIBLE * IN LG BULK ITEM S-1053K16-* -----<br>ATTACHING PARTS  | 1                               |                |
| -51                  | NAS397-32   | CLAMP -----<br>-----*   | 2                               |                |

CONTINUED ON NEXT PAGE



| FIGURE AND INDEX NO. | PART NUMBER  | DESCRIPTION                           |                               |      |   |   |   |   | UNITS PER ASSY | USABLE ON CODE |
|----------------------|--------------|---------------------------------------|-------------------------------|------|---|---|---|---|----------------|----------------|
|                      |              | 1                                     | 2                             | 3    | 4 | 5 | 6 | 7 |                |                |
| 123 -52              | 0552114-1    | BRACKET-AIRBOX SUPPORT                | WHEN EXHAUSTED USE 0552114-2  | ---- |   |   |   |   | 1              | E              |
|                      | 0552114-2    | BRACKET-AIRBOX SUPPORT                | ----                          |      |   |   |   |   | 1              | F              |
| -52A                 | 0552120-1    | BRACKET-AIRBOX SUPPORT                | ----                          |      |   |   |   |   | 1              | V              |
|                      |              | ATTACHING PARTS                       |                               |      |   |   |   |   |                |                |
| -53                  | AN7-42A      | BOLT                                  | ----                          |      |   |   |   |   | 2              |                |
|                      |              | *----                                 |                               |      |   |   |   |   |                |                |
| -53A                 | 055216-10    | BRACKET-AIRBOX SUPPORT                | ----                          |      |   |   |   |   | 1              | Y              |
|                      | 055216-16    | BRACKET-AIRBOX SUPPORT                | ----                          |      |   |   |   |   | 1              | Z              |
|                      |              | ATTACHING PARTS                       |                               |      |   |   |   |   |                |                |
|                      | AN525-10R6   | SCREW                                 | ----                          |      |   |   |   |   | 3              |                |
|                      |              | *----                                 |                               |      |   |   |   |   |                |                |
| -53B                 | NAS1067A3    | NUTPLATE                              | ----                          |      |   |   |   |   | 3              |                |
| -54                  | 0552116-10   | BRACKET ASSEMBLY-COWL SNUBBER         | ----                          |      |   |   |   |   | 1              |                |
| -55                  | 0552113-1    | AIRBOX ASSEMBLY                       | WHEN EXHAUSTED USE 0552113-11 | ---- |   |   |   |   | 1              | C              |
|                      | 0552113-11   | AIRBOX ASSEMBLY                       | ----                          |      |   |   |   |   | 1              | D              |
| -55A                 | 0552113-13   | AIRBOX ASSEMBLY                       | ----                          |      |   |   |   |   | 1              | N              |
|                      |              | ATTACHING PARTS                       |                               |      |   |   |   |   |                |                |
| -56                  | AN3-3A       | BOLT                                  | ----                          |      |   |   |   |   | 3              |                |
| -57                  | AN960-10     | WASHER                                | ----                          |      |   |   |   |   | 3              |                |
| -58                  | AN315-4R     | NUT                                   | ----                          |      |   |   |   |   | 4              |                |
| -59                  | AN960-416    | WASHER                                | ----                          |      |   |   |   |   | 4              |                |
|                      | 0550198-1    | STUD                                  | ----                          |      |   |   |   |   | 4              |                |
| -59A                 | 21323        | GASKET-AIRBOX LY                      | ----                          |      |   |   |   |   | 1              |                |
|                      |              | *----                                 |                               |      |   |   |   |   |                |                |
|                      | NAS697A3     | NUTPLATE                              | ----                          |      |   |   |   |   | 3              | M              |
|                      | NAS697A3     | NUTPLATE                              | ----                          |      |   |   |   |   | 1              | N              |
|                      | NAS1067A3    | NUTPLATE                              | ----                          |      |   |   |   |   | 2              | N              |
| -60                  | 0550180-10   | VALVE ASSEMBLY                        | ----                          |      |   |   |   |   | 1              |                |
| -61                  | 0550180-13   | COLLAR                                | ----                          |      |   |   |   |   | 1              |                |
| -62                  | 0550180-16   | ARM ASSEMBLY                          | ----                          |      |   |   |   |   | 1              |                |
| -63                  | 0750113-1    | BEARING HOUSING ASSEMBLY              | ----                          |      |   |   |   |   | 1              |                |
| -64                  | S1853-1      | RECEPTACLE                            | ----                          |      |   |   |   |   | 4              |                |
| -65                  | 0552113-5    | SUPPORT                               | ----                          |      |   |   |   |   | 1              |                |
| -65A                 | 0552130-11   | SEAL ASSEMBLY-CARBURETOR AIR FILTER   | ----                          |      |   |   |   |   | 1              | N              |
|                      |              | ATTACHING PARTS                       |                               |      |   |   |   |   |                |                |
|                      | AN960-D2L    | WASHER                                | ----                          |      |   |   |   |   | 10             | N              |
|                      |              | *----                                 |                               |      |   |   |   |   |                |                |
| -66                  | C294510-0301 | FILTER-AIR                            | ----                          |      |   |   |   |   | 1              |                |
| -67                  | 1213158-2    | ADAPTER-OIL PRESSURE SWITCH           | ----                          |      |   |   |   |   | 1              | P              |
|                      | 1213158-3    | ADAPTER-OIL PRESSURE SWITCH           | ----                          |      |   |   |   |   | 1              | Q              |
| -68                  | AN816-2D     | NIPPLE                                | ----                          |      |   |   |   |   | 1              |                |
| -69                  | MS28778-2    | O-RING                                | ----                          |      |   |   |   |   | 1              |                |
| -70                  | AN924-2D     | NUT                                   | ----                          |      |   |   |   |   | 1              | P              |
|                      | AN924-3D     | NUT                                   | ----                          |      |   |   |   |   | 1              | Q              |
| -71                  | S1711-1      | SWITCH-OIL PRESSURE                   | ----                          |      |   |   |   |   | 1              |                |
| -72                  | 0500118-96   | LINE-OIL PRESSURE TO INSTRUMENT PANEL | ----                          |      |   |   |   |   | 1              |                |
| -73                  | 0750139      | ADAPTOR-OIL TEMPERATURE GAGE          | ----                          |      |   |   |   |   | 1              |                |
|                      | AN900-10     | GASKET                                | ----                          |      |   |   |   |   | 1              |                |
| -74                  | AN742D3      | CLAMP                                 | ----                          |      |   |   |   |   | 1              |                |
| -75                  | AN3-3A       | BOLT                                  | ----                          |      |   |   |   |   | 1              |                |
|                      | MS21044N3    | NUT                                   | ----                          |      |   |   |   |   | 1              |                |
| -76                  | 0450311-5    | CLAMP                                 | ----                          |      |   |   |   |   | 1              |                |
| -77                  | AN960-10     | WASHER                                | ----                          |      |   |   |   |   | 2              |                |
| -78                  | AN960-10L    | WASHER                                | ----                          |      |   |   |   |   | 1              |                |
| -79                  | MS21044N3    | NUT                                   | ----                          |      |   |   |   |   | 1              |                |
| -80                  | S1951-4T     | VALVE ASSEMBLY-OIL QUICK DRAIN        | ----                          |      |   |   |   |   | 1              | J              |

NOTE. \*LENGTH TO BE ADDED LATER

- A---172 SERIAL 17256513 THRU 17263458  
F172 SERIAL F17200805 THRU F17201234
- B---172 SERIAL 17257195 THRU 17263458  
F172 SERIAL F17200805 F17201234
- C---172 SERIAL 17256513 THRU 17257132
- D---172 SERIAL 17257133 THRU 17259223
- E---172 SERIAL 17256513 THRU 17258020
- F---172 SERIAL 17258021 THRU 17259223
- G---172 SERIAL 17256513 THRU 17258384
- H---172 SERIAL 17258385 THRU 17263458  
F172 SERIAL F17200805 THRU F17201234
- J---172 SERIAL 17258487 THRU 17263458  
F172 SERIAL F17200805 THRU F17201234

CONTINUED ON NEXT PAGE

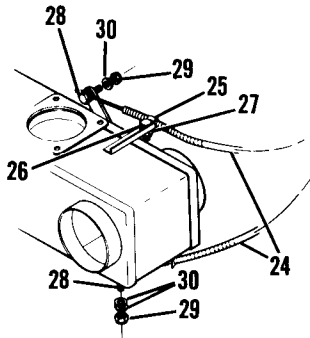


| FIGURE AND INDEX NO. | PART NUMBER | DESCRIPTION  | UNITS PER ASSY | USABLE ON CODE |
|----------------------|-------------|--|----------------|----------------|
| 123 -                |             | <p style="text-align: center;"><b>1 2 3 4 5 6 7</b></p> <p>K---172 SERIAL 17256513 THRU 17258708<br/> L---172 SERIAL 17258709 THRU 17263458<br/> F172 SERIAL F17200805 THRU F17201234<br/> M---172 SERIAL 17256513 THRU 17259224<br/> N---172 SERIAL 17259224 THRU 17263458<br/> F172 SERIAL F17200805 THRU F17201234<br/> P---172 SERIAL 17256513 THRU 17259043<br/> Q---172 SERIAL 17259044 THRU 17263458<br/> F172 SERIAL F17200805 THRU F17201234<br/> R---172 SERIAL 17256513 THRU 17259627<br/> S---172 SERIAL 17259628 THRU 17263458<br/> F172 SERIAL F17200805 THRU F17201234<br/> T---172 SERIAL 17256513 THRU 17260223, 17260225 &amp;<br/> 17260241<br/> F172 SERIAL F17200805 THRU F17200844<br/> U---172 SERIAL 17260224, 17260226 THRU 17260240<br/> 17260242 THRU 17263458<br/> F172 SERIAL F17200845 THRU F17201234<br/> V---172 SERIAL 17259224 THRU 17261898<br/> F172 SERIAL F17200805 THRU F17201034<br/> W---172 SERIAL 17261899 THRU 17263458<br/> F172 SERIAL F17201035 THRU F17201234<br/> X---172 SERIAL 17256513 THRU 17261898<br/> F172 SERIAL F17200805 THRU F17201034<br/> Y---172 SERIAL 17261898 THRU 17262571<br/> 17262573 THRU 17262604<br/> 17262606 THRU 17262612<br/> F172 SERIAL F17201035 THRU F17201224<br/> Z---172 SERIAL 17262572, 17262605<br/> 17262613 THRU 17263458<br/> F172 SERIAL F17201225 THRU F17201234</p> |                |                |

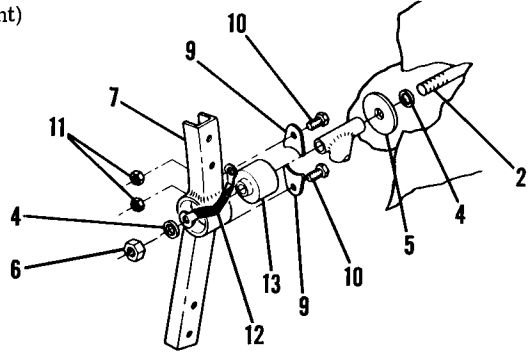


This page intentionally left blank.

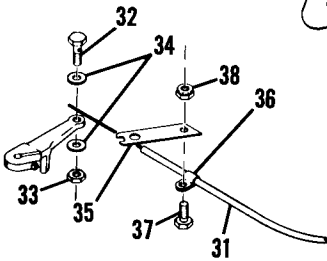
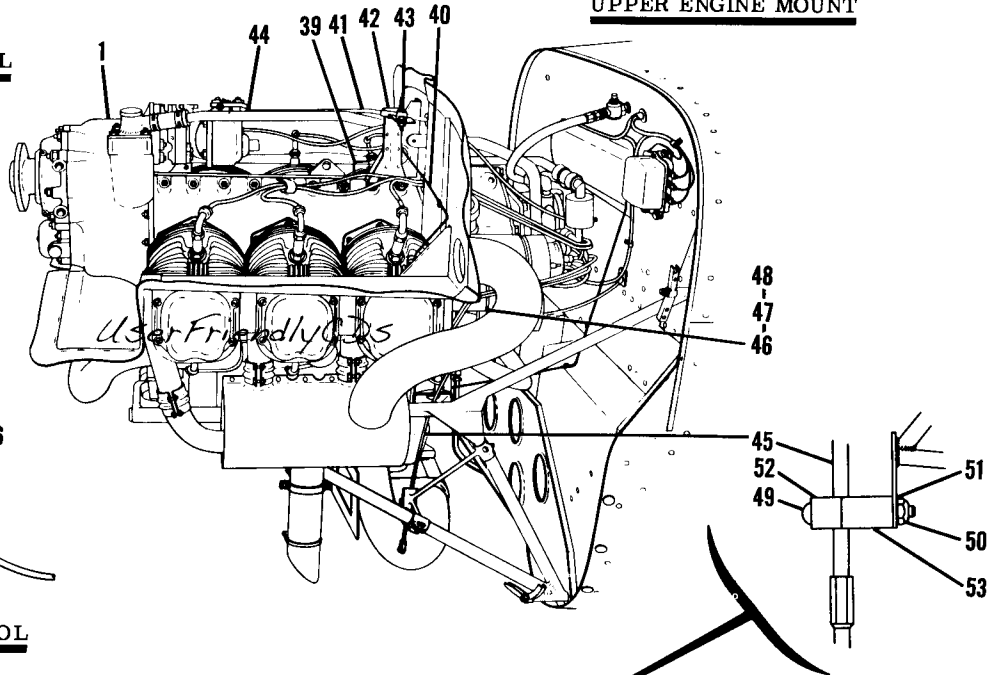
Engine (Cont)



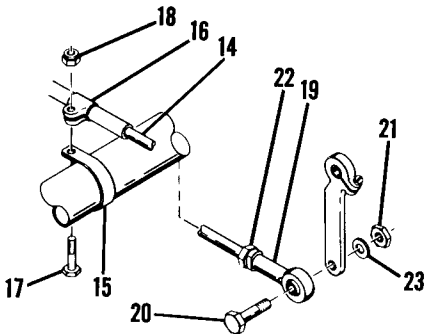
CARB HEAT CONTROL



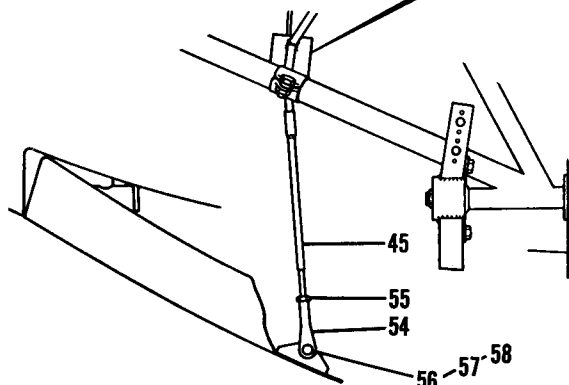
UPPER ENGINE MOUNT



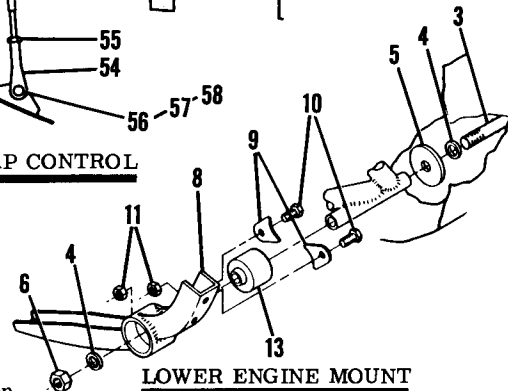
FUEL MIXTURE CONTROL



THROTTLE CONTROL



COWL FLAP CONTROL



LOWER ENGINE MOUNT

**P172 SERIAL P17257120 THRU P17257188**

Figure 124. Engine Installation

| FIGURE AND INDEX NO. | PART NUMBER | DESCRIPTION   | UNITS    | USABLE  |
|----------------------|-------------|---|----------|---------|
|                      |             |   | PER ASSY | ON CODE |
| 124 -                |             | ENGINE INSTALLATION -----                           | NP       | A       |
| - 1                  | SEE FIG 126 | ENGINE ASSEMBLY -----                               | NP       |         |
|                      |             | ATTACHING PARTS -----                               |          |         |
| - 2                  | AN6-35A     | BOLT -----  | 2        |         |
| - 3                  | AN6-50A     | BOLT -----  | 2        |         |
| - 4                  | AN960-616   | WASHER -----  | 8        |         |
| - 5                  | 0550156     | WASHER-ENGINE MOUNT -----                           | 4        |         |
| - 6                  | MS21042L6   | NUT -----   | 4        |         |
|                      |             | -----*  |          |         |
| - 7                  | 0551013-1   | MOUNT ASSEMBLY-UPPER LH -----                       | 1        |         |
|                      | 0551013-2   | MOUNT ASSEMBLY-UPPER RH -----                       | 1        |         |
| - 8                  | 0551013-3   | MOUNT ASSEMBLY-LOWER LH -----                       | 1        |         |
|                      | 0551013-4   | MOUNT ASSEMBLY-LOWER RH -----                       | 1        |         |
| - 9                  | 0551009-1   | LATCH PLATE-MOUNTING -----                          | 2        |         |
| -10                  | AN3-3A      | BOLT -----  | 2        |         |
| -11                  | MS21044N3   | NUT -----   | 2        |         |
| -12                  | 0551012-1   | STRAP-GROUND -----                                  | 1        |         |
|                      | NAS1068A4   | NUTPLATE KNM -----                                  | 4        |         |
| -13                  | 0551011-1   | RUBBER SHOCK MOUNT -----                            | 1        |         |
| -14                  | S1222-4     | CONTROL ASSEMBLY-THROTTLE -----                     | 1        |         |
|                      |             | ATTACHING PARTS -----                               |          |         |
| -15                  | S1601-26    | CLAMP AP -----                                      | 1        |         |
| -16                  | 0450191-1   | CLAMP-3/8 TUBE -----                                | 1        |         |
| -17                  | AN3-20A     | BOLT -----  | 1        |         |
| -18                  | MS21044N3   | NUT -----   | 1        |         |
| -19                  | S1106-4     | ROD END -----                                       | 1        |         |
| -20                  | AN4-10A     | BOLT -----  | 1        |         |
| -21                  | MS21042L4   | NUT -----   | 1        |         |
| -22                  | AN315-4R    | NUT -----   | 1        |         |
| -23                  | AN960C416L  | WASHER -----  | 1        |         |
| -24                  | S1224-2     | CONTROL-CARBURETOR HEAT -----                       | 1        |         |
|                      |             | ATTACHING PARTS -----                               |          |         |
| -25                  | AN74203     | CLAMP -----   | 1        |         |
| -26                  | AN3-4A      | BOLT -----  | 1        |         |
| -27                  | MS21044N3   | NUT -----   | 1        |         |
| -28                  | 0450311-5   | CLAMP-CONTROL WIRE -----                            | 2        |         |
| -29                  | MS21044N3   | NUT -----   | 2        |         |
| -30                  | AN960-10    | WASHER -----  | 3        |         |
|                      |             | -----*  |          |         |
| -31                  | S1231-3     | CONTROL-CARBURETOR MIXTURE -----                    | 1        |         |
|                      |             | ATTACHING PARTS -----                               |          |         |
| -32                  | 0450311-4   | CLAMP-CONTROL WIRE -----                            | 2        |         |
| -33                  | MS21042L4   | NUT -----   | 1        |         |
| -34                  | AN960-416L  | WASHER -----  | 2        |         |
| -35                  | 0750159-1   | CLIP -----  | 1        |         |
| -36                  | AN74203     | CLAMP -----   | 1        |         |
| -37                  | AN3-4A      | BOLT -----  | 1        |         |
| -38                  | MS21044N3   | NUT -----   | 1        |         |
|                      |             | -----*  |          |         |
| -39                  | AN4022-1    | NIPPLE-PRIMING JET -----                            | 1        |         |
| -40                  | 0500106-309 | LINE ASSEMBLY-PRIMER BAFFLE TO NO. 1 CYLINDER ----- | 1        |         |
| -41                  | S1223-1     | LINE ASSEMBLY-PRIMER BAFFLE TO NO. 2 CYLINDER ----- | 1        |         |
|                      |             | CONTROL-PROPELLER PITCH -----                       | 1        |         |
|                      |             | ATTACHING PARTS -----                               |          |         |
| -42                  | 0550189-1   | BRACKET -----                                       | 1        |         |
| -43                  | S351        | CLAMP -----   | 1        |         |
|                      | AN3-6A      | BOLT -----  | 2        |         |
|                      | MS21044N3   | NUT -----   | 2        |         |
|                      | NAS43HT3-9  | SPACER -----  | 2        |         |
|                      |             | -----*  |          |         |

CONTINUED ON NEXT PAGE

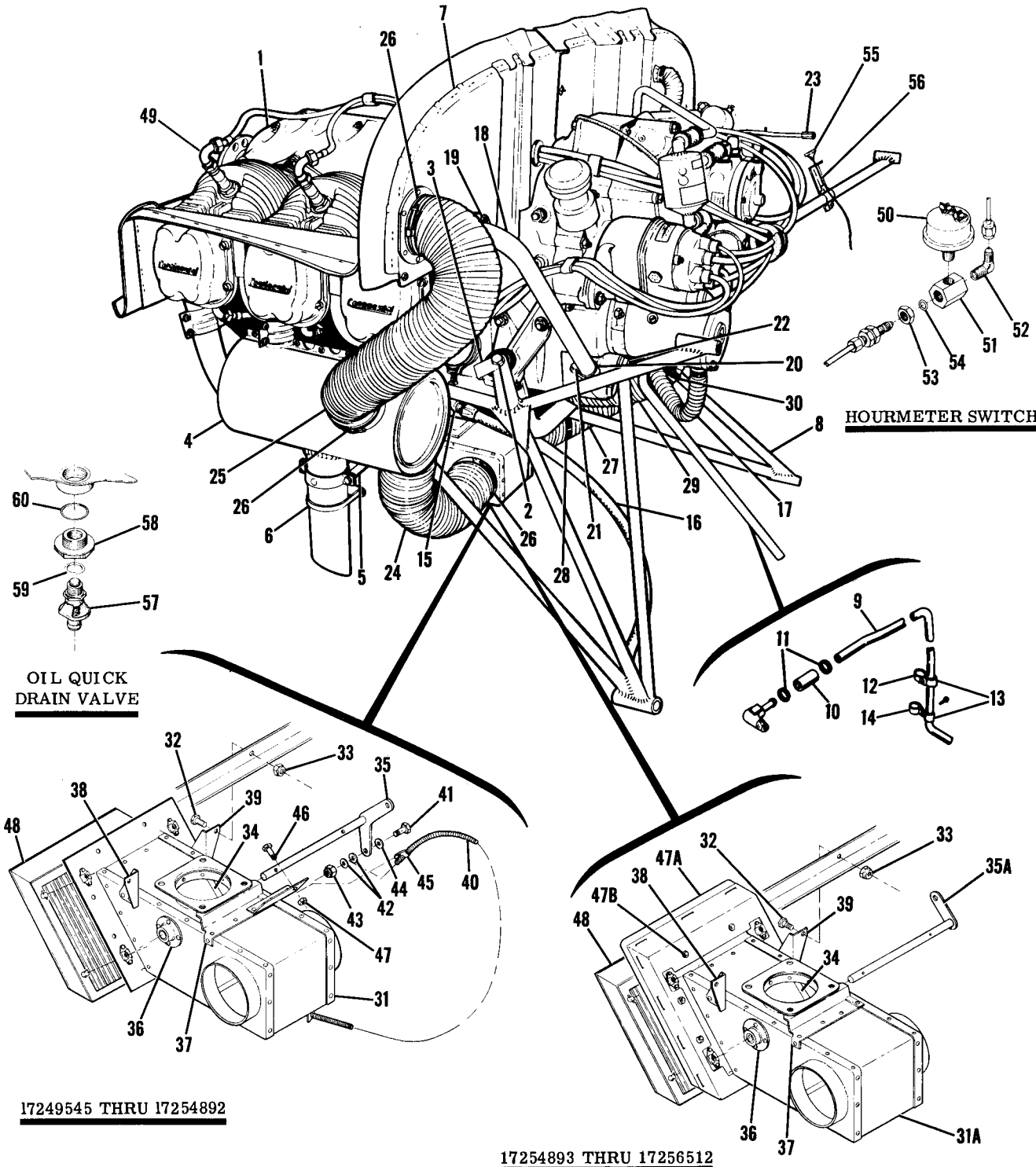
| FIGURE AND INDEX NO. | PART NUMBER  | DESCRIPTION   | UNITS PER ASSY | USABLE ON CODE |
|----------------------|--------------|---|----------------|----------------|
|                      |              | <b>1 2 3 4 5 6 7</b>  |                |                |
| 124 -44              | S1104-3      | ROD END -----<br>ATTACHING PARTS -----  | 1              |                |
|                      | AN3-7A       | BOLT -----  | 1              |                |
|                      | AN970-3      | WASHER UNDER NUT -----  | 1              |                |
|                      | AN960D10     | WASHER EACH SIDE OF ROD END -----   | 2              |                |
|                      | MS21044N3    | NUT -----   | 1              |                |
|                      | AN315-3R     | NUT -----   | 1              |                |
|                      |              | ---*---   |                |                |
| -45                  | S1298-1      | CONTROL-COWL FLAPS -----<br>ATTACHING PARTS -----                                   | 1              |                |
|                      |              | BRACKET -----   | 2              |                |
| -46                  | 0550100-9    | CLAMP -----   | 2              |                |
| -47                  | S1485D3L     | SCREW -----   | 2              |                |
| -48                  | S1021Z8-8    | SCREW -----   | 2              |                |
| -49                  | AN520-10R26  | SCREW -----   | 4              |                |
| -50                  | MS21044N3    | NUT -----   | 4              |                |
| -51                  | AN960-10L    | WASHER -----  | 4              |                |
| -52                  | 0713307-2    | CLAMP -----   | 2              |                |
| -53                  | 0713307-1    | MOUNT -----   | 2              |                |
|                      |              | ---*---   |                |                |
| -54                  | AN665-21R    | TERMINAL-CLEVIS -----   | 2              |                |
| -55                  | AN315-3R     | NUT TERMINAL LOCKING -----  | 2              |                |
| -56                  | MS24665-132  | PIN-COTTER -----  | 2              |                |
| -57                  | AN960-10L    | WASHER -----  | 2              |                |
| -58                  | MS20392-2C13 | PIN-FLATHEAD -----  | 2              |                |
|                      | NAS43DD3-24  | SPACER -----  | 2              |                |
|                      |              | A---P172 SERIAL P17257120 THRU P17257188<br>FP172 SERIAL FP172-0001 THRU FP172-0003 |                |                |



| FIGURE AND INDEX NO. | PART NUMBER  | DESCRIPTION  | UNITS PER ASSY | USABLE ON CODE |
|----------------------|--------------|--|----------------|----------------|
| 125 -                |              | ENGINE ASSEMBLY-CONTINENTAL -----                      | NP             | F              |
| - 1                  | 0300C        | ENGINE CM -----  | 1              | A              |
|                      | 0300D        | ENGINE CM -----  | 1              | B              |
|                      | 0300D        | ENGINE RORY -----                                      | 1              | E              |
|                      |              | ATTACHING PARTS  |                |                |
| - 2                  | AN7-27A      | BOLT -----   | 4              |                |
|                      | MS20365-720C | NUT -----  | 4              |                |
|                      | AN960-716    | WASHER -----   | 4              |                |
| - 3                  | 0550100-7    | BONDING STRAP-ENGINE MOUNT -----                       | 4              |                |
|                      |              | -----*   |                |                |
| - 4                  | SEE FIG 131  | STACK ASSEMBLY-EXHAUST LH -----                        | 1              |                |
|                      | SEE FIG 131  | STACK ASSEMBLY-EXHAUST RH -----                        | 1              |                |
| - 5                  | 0550186-1    | BRACE-EXHAUST STACK -----                              | 1              |                |
|                      |              | ATTACHING PARTS  |                |                |
| - 6                  | S1601-36     | CLAMP ADEL -----                                       | 2              |                |
|                      | MS21042L4    | NUT -----  | 2              |                |
|                      | S1021Z10-8   | SCREW -----  | 1              |                |
|                      | AN4-26A      | BOLT -----   | 2              |                |
|                      |              | -----*   |                |                |
| - 7                  | SEE FIG 133  | BAFFLE INSTALLATION-ENGINE -----                       | 1              |                |
| - 8                  | 0551014-1    | MOUNT ASSEMBLY-ENGINE -----                            | 1              |                |
| - 9                  | 0500106-307  | LINE ASSEMBLY-BREATHER -----                           | 1              |                |
|                      |              | ATTACHING PARTS  |                |                |
| -10                  | S1495-10-    | HOSE 3 IN LG BULK ITEM REF S1495-10-3.00 -----         | 1              |                |
| -11                  | NAS397-16-1  | CLAMP -----  | 2              |                |
| -12                  | AN742D16     | CLAMP -----  | 1              |                |
| -13                  | S1485D10U    | CLAMP -----  | 2              |                |
|                      | S1021Z8-12   | SCREW -----  | 1              |                |
| -14                  | AN742D10     | CLAMP -----  | 1              |                |
|                      | S1021Z8-8    | SCREW -----  | 1              |                |
|                      |              | -----*   |                |                |
| -15                  | AN914-2D     | ELBOW -----  | 1              |                |
|                      | AN816-7D     | NIPPLE -----   | 1              |                |
| -16                  | S1167-8-0240 | HOSE ASSEMBLY-CARBURETOR TO STRAINER -----             | 1              |                |
| -17                  | S1053E8T     | HOSE 31.5 IN LG BULK ITEM REF S-1053E8T31.5 -----      | 1              | G              |
|                      |              | ATTACHING PARTS  |                |                |
|                      | NAS397-16-1  | CLAMP -----  | 2              | G              |
|                      |              | -----*   |                |                |
| -18                  | 0550123      | TUBE ASSEMBLY-BLAST LH -----                           | 1              |                |
|                      | 0550224-1    | TUBE ASSEMBLY-BLAST RH -----                           | 1              |                |
|                      |              | ATTACHING PARTS  |                |                |
|                      | 0550224-4    | TUBE ASSEMBLY-BLAST RH USED WITH OIL FILTER ONLY ----- | 1              |                |
| -19                  | AN515-8R6    | SCREW -----  | 3              |                |
|                      | MS21044N0B   | NUT -----  | 3              |                |
| -20                  | S1485D16U    | CLAMP LH ONLY -----                                    | 1              |                |
| -21                  | 0550100-6    | BRACKET LH ONLY -----                                  | 1              |                |
|                      | S1021Z10-8   | SCREW-LH ONLY -----                                    | 1              |                |
|                      |              | -----*   |                |                |
| -22                  | 0750139      | ADAPTER-OIL TEMPERATURE GAGE -----                     | 1              |                |
| -23                  | 0500106-306  | LINE-OIL PRESSURE -----                                | 1              |                |
|                      |              | ATTACHING PARTS  |                |                |
|                      | AN742D2      | CLAMP -----  | 1              |                |
|                      | S1485D10L    | CLAMP -----  | 1              |                |
|                      | S1021Z8-8    | SCREW -----  | 1              |                |
|                      | MS20823-2B   | ELBOW -----  | 1              |                |
|                      |              | -----*   |                |                |
| -24                  | S1053K24T    | HOSE 17.5 IN LG BULK ITEM REF S-1053K24T17.5 -----     | 1              |                |
| -25                  | S1053E24T    | HOSE-LH 22.25 IN LG BULK ITEM -----                    | 1              |                |
|                      |              | REF S-1053E24T22.25                                    |                |                |
|                      | S1053E24T    | HOSE-RH 12.00 IN LG BULK ITEM -----                    | 1              |                |
|                      |              | REF S-1053E24T 12.00                                   |                |                |
|                      |              | ATTACHING PARTS  |                |                |
| -26                  | NAS398-50    | CLAMP -----  | 2              |                |
|                      |              | -----*   |                |                |

CONTINUED ON NEXT PAGE

Engine (Cont)



17249545 THRU 17254892

17254893 THRU 17256512

**172 SERIAL 17249545 THRU 17256512  
F172 SERIAL F172-0001 THRU F17200804**

Figure 125. Engine Assembly



| FIGURE AND INDEX NO. | PART NUMBER  | DESCRIPTION                         |  |                   |    |           |                      |     | UNITS PER ASSY | USABLE ON CODE |   |
|----------------------|--------------|-------------------------------------|--|-------------------|----|-----------|----------------------|-----|----------------|----------------|---|
|                      |              | 1                                   | 2  | 3                 | 4  | 5         | 6                    | 7   |                |                |   |
| 125 -27              | S1053K24T    | HOSE                                | 31.00                                      | IN                | LG | BULK ITEM | REF S-1053K24T31.00  | --- | 1              |                |   |
|                      |              | ATTACHING PARTS                     |  |                   |    |           |                      |     |                |                |   |
|                      | NAS398-50    | CLAMP                               | -----                                      |                   |    |           |                      |     |                | 2              |   |
| -28                  | AN742D50     | CLAMP                               | -----                                      |                   |    |           |                      |     |                | 2              |   |
|                      | AN742D10     | CLAMP                               | -----                                      |                   |    |           |                      |     |                | 1              |   |
|                      | NAS446-4-3   | NUT                                 | -----                                      |                   |    |           |                      |     |                | 2              |   |
|                      | S1021Z8-8    | SCREW                               | -----                                      |                   |    |           |                      |     |                | 2              |   |
|                      | AN742D2      | SCREW                               | -----                                      |                   |    |           |                      |     |                | 1              |   |
|                      |              | *-----                              |  |                   |    |           |                      |     |                |                |   |
| -29                  | S1053K24T    | HOSE                                | 26.00                                      | IN                | LG | BULK ITEM | REF S-1053K24T 26.00 | --- | 1              |                |   |
|                      |              | ATTACHING PARTS                     |  |                   |    |           |                      |     |                |                |   |
|                      | NAS398-50    | CLAMP                               | -----                                      |                   |    |           |                      |     |                | 2              |   |
| -30                  | AN742D50     | CLAMP                               | -----                                      |                   |    |           |                      |     |                | 1              |   |
|                      | AN742D10     | CLAMP                               | -----                                      |                   |    |           |                      |     |                | 1              |   |
|                      | NAS446-4-3   | NUT                                 | -----                                      |                   |    |           |                      |     |                | 1              |   |
|                      | S1021Z8-8    | SCREW                               | -----                                      |                   |    |           |                      |     |                | 1              |   |
|                      |              | *-----                              |  |                   |    |           |                      |     |                |                |   |
| -31                  | 0550180-1    | AIRBOX ASSEMBLY                     | WHEN EXHAUSTED USE 0550180-27              |                   |    |           |                      |     | ----           | 1              | C |
|                      | 0550180-27   | AIRBOX ASSEMBLY                     | -----                                      |                   |    |           |                      |     |                | 1              | D |
| -31A                 | 0550197-1    | AIRBOX ASSEMBLY                     | -----                                      |                   |    |           |                      |     |                | 1              | M |
|                      | 0550197-5    | AIRBOX ASSEMBLY                     | -----                                      |                   |    |           |                      |     |                | 1              | N |
|                      |              | ATTACHING PARTS                     |  |                   |    |           |                      |     |                |                |   |
| -32                  | AN3-3A       | BOLT                                | -----                                      |                   |    |           |                      |     |                | 2              |   |
| -33                  | MS21044N3    | NUT                                 | -----                                      |                   |    |           |                      |     |                | 2              |   |
|                      |              | *-----                              |  |                   |    |           |                      |     |                |                |   |
| -34                  | 0550180-10   | VALVE ASSEMBLY                      | -----                                      |                   |    |           |                      |     |                | 1              |   |
| -35                  | 0550180-28   | ARM ASSEMBLY                        | -----                                      |                   |    |           |                      |     |                | 1              | G |
| -35A                 | 0550180-16   | ARM ASSEMBLY                        | -----                                      |                   |    |           |                      |     |                | 1              | H |
| -36                  | 0750113-1    | HOUSING                             | -----                                      |                   |    |           |                      |     |                | 2              |   |
| -37                  | 0550180-20   | SUPPORT                             | -----                                      |                   |    |           |                      |     |                | 1              |   |
| -38                  | 0550180-21   | EAR-SUPPORT LH                      | -----                                      |                   |    |           |                      |     |                | 1              |   |
| -39                  | 0550180-22   | EAR-SUPPORT RH                      | -----                                      |                   |    |           |                      |     |                | 1              |   |
| -40                  | S1398-2      | CASING-WIRE 17.5 IN LG              | BULK ITEM                                  | REF S1398-2-17.50 |    |           |                      |     |                | 1              | D |
|                      | S1398-1      | WIRE-23.5 IN LG                     | BULK ITEM                                  | REF S1398-1-23.50 |    |           |                      |     |                | 1              | D |
|                      |              | ATTACHING PARTS                     |  |                   |    |           |                      |     |                |                |   |
| -41                  | 0450311-5    | CLAMP                               | -----                                      |                   |    |           |                      |     |                | 2              | D |
| -42                  | AN960-10     | WASHER                              | -----                                      |                   |    |           |                      |     |                | 2              | D |
| -43                  | MS21044N3    | NUT                                 | -----                                      |                   |    |           |                      |     |                | 2              | D |
| -44                  | AN960-10L    | WASHER                              | -----                                      |                   |    |           |                      |     |                | 1              | D |
| -45                  | AN742D3      | CLAMP                               | -----                                      |                   |    |           |                      |     |                | 1              | D |
| -46                  | AN3-3A       | BOLT                                | -----                                      |                   |    |           |                      |     |                | 1              | D |
| -47                  | MS21044N3    | NUT                                 | -----                                      |                   |    |           |                      |     |                | 1              | D |
|                      |              | *-----                              |  |                   |    |           |                      |     |                |                |   |
| -47A                 | 0552130-5    | SEAL ASSEMBLY-CARBURETOR AIR FILTER | -----                                      |                   |    |           |                      |     |                | 1              | N |
|                      |              | ATTACHING PARTS                     |  |                   |    |           |                      |     |                |                |   |
| -47B                 | AN960-D2L    | WASHER                              | -----                                      |                   |    |           |                      |     |                | 10             | N |
|                      |              | *-----                              |  |                   |    |           |                      |     |                |                |   |
| -48                  | C294510-0301 | FILTER-AIRBOX                       | -----                                      |                   |    |           |                      |     |                | 1              | F |
| -49                  | SH15         | SPARK PLUG                          | FOR USE IN SHIELDED SYSTEMS WITH 5-8 24-3A |                   |    |           |                      |     | ----           | 12             |   |
|                      |              | THREADS                             |  |                   |    |           |                      |     |                |                |   |
|                      | SH20A        | SPARK PLUG                          | FOR USE IN SHIELDED SYSTEMS WITH 5-8 24-3A |                   |    |           |                      |     | ----           | 12             |   |
|                      |              | THREADS                             |  |                   |    |           |                      |     |                |                |   |
|                      | SH200A       | SPARK PLUG                          | FOR USE IN SHIELDED SYSTEMS WITH 3-4 20-3A |                   |    |           |                      |     | ----           | 12             |   |
|                      |              | THREADS                             |  |                   |    |           |                      |     |                |                |   |
| -50                  | S1711-1      | OIL PRESSURE SWITCH                 | -----                                      |                   |    |           |                      |     |                | 1              | J |
| -51                  | 1213158-2    | ADAPTER                             | -----                                      |                   |    |           |                      |     |                | 1              | J |
| -52                  | MS20822-2D   | ELBOW                               | -----                                      |                   |    |           |                      |     |                | 1              | J |
| -53                  | AN924-2D     | NUT                                 | -----                                      |                   |    |           |                      |     |                | 1              | J |
| -54                  | MS28778-2    | O RING                              | -----                                      |                   |    |           |                      |     |                | 1              | J |
| -55                  | S1517-6      | CONTROL-STRAINER                    | -----                                      |                   |    |           |                      |     |                | 1              | K |

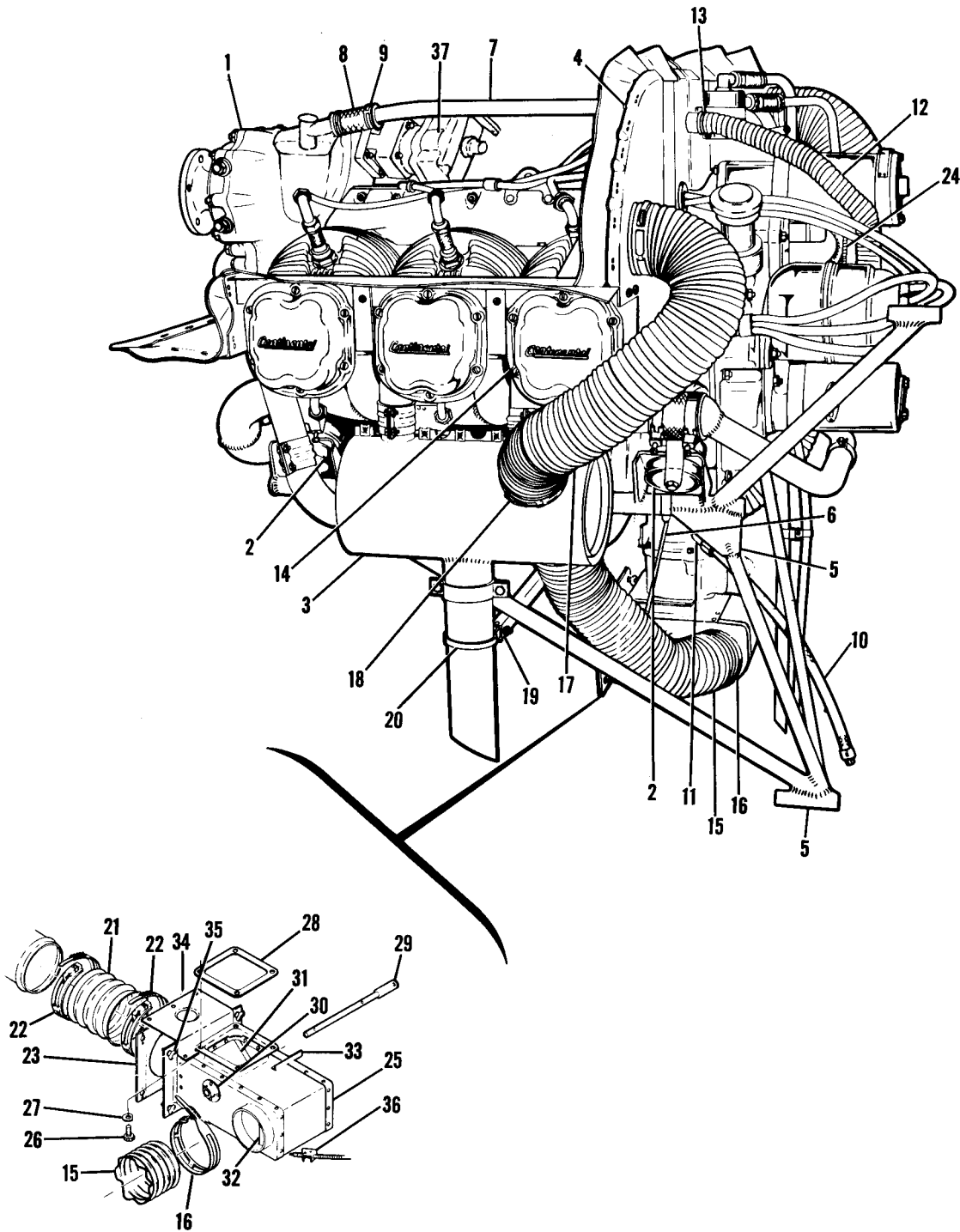
CONTINUED ON NEXT PAGE

| FIGURE AND INDEX NO.   | PART NUMBER | DESCRIPTION                                    | UNITS PER ASSY | USABLE ON CODE |
|--|-------------|--|----------------|----------------|
| 125 -56  | 1716013-1   | BRACKET-CONTROL -----<br>ATTACHING PARTS ----- | 1              | K              |
|  | AN741T05    | CLAMP -----                                    | 1              | K              |
|  | AN4-46      | BOLT -----                                     | 1              | K              |
|  | AN960-416   | WASHER -----                                   | 1              | K              |
|  | MS21042L2   | NUT -----                                      | 1              | K              |
|  | AN742D3     | CLAMP -----                                    | 2              | K              |
|  | S102128-8   | SCREW -----                                    | 2              | K              |
|  | NAS446-4-3  | NUT -----                                      | 2              | K              |
|  |             | *-----   |                |                |
| -57  | S1964-3     | VALVE ASSEMBLY-OIL QUICK DRAIN -----           | 1              | L              |
| -58  | 0550323-1   | FITTING-QUICK DRAIN VALVE -----                | 1              | L              |
| -59  | AN900-10    | GASKET-VALVE -----                             | 1              | L              |
| -60  | AN900-16    | GASKET-FITTING -----                           | 1              | L              |
| <p>NOTE. *SPARK PLUGS ARE LISTED IN ORDER OF HEAT RANGE, PROGRESSIVELY COLDER FROM TOP LISTING TO BOTTOM.</p> <p>A---172 SERIAL 17249545 THRU 17256512<br/>                     B---172 SKYHAWK SERIAL 17249545 THRU 17256512<br/>                     C---172 SERIAL 17249545 THRU 17253392<br/>                         F172 SERIAL F172-0001 THRU F172-0179<br/>                     D---172 SERIAL 17253393 THRU 17254892<br/>                         F172 SERIAL F172-0180 THRU F172-0319<br/>                     E---F172 SERIAL F172-0001 THRU F17200804<br/>                     F---172 SERIAL 17249545 THRU 17256512<br/>                         F172 SERIAL F172-0001 THRU F17200804<br/>                     G---172 SERIAL 17249545 THRU 17254892<br/>                         F172 SERIAL F172-0001 THRU F172-0319<br/>                     H---172 SERIAL 17254893 THRU 17256512<br/>                         F172 SERIAL F172-0320 THRU F17200804<br/>                     J---172 SERIAL 17256355 THRU 17256512<br/>                     K---F172 SERIAL F172-0560 THRU F17200804<br/>                     L---F172 SERIAL F17200655 THRU F17200804<br/>                     M---172 SERIAL 17254893 THRU 17256512<br/>                         F172 SERIAL F172-0320 THRU F17200754<br/>                     N---F172 SERIAL F17200755 THRU F17200804</p> |             |  |                |                |



| FIGURE AND INDEX NO.   | PART NUMBER  | DESCRIPTION   | UNITS PER ASSY | USABLE ON CODE |
|------------------------|--------------|---|----------------|----------------|
| 126 -                  |              | <b>1 2 3 4 5 6 7</b><br>ENGINE ASSEMBLY-CONTINENTAL ----- | NP             | A              |
| - 1                    | G0300E       | ENGINE CM -----   | 1              |                |
|                        |              | ATTACHING PARTS -----                                     |                |                |
| - 2                    | 0750132-1    | SHOCK MOUNT -----   | 4              |                |
|                        | 0750137      | STRAP-GROUND -----  | 4              |                |
|                        | MS20253-5    | PIN 1.00 IN LG BULK ITEM REF MS20253-5-100 -----          | 4              |                |
|                        | AN7-32A      | BOLT -----  | 4              |                |
|                        |              | ---*---   |                |                |
| - 3                    | SEE FIG 131  | STACK ASSEMBLY-EXHAUST LH -----                           | 1              |                |
|                        | SEE FIG 131  | STACK ASSEMBLY-EXHAUST RH -----                           | 1              |                |
| - 4                    | SEE FIG 136  | BAFFLE INSTALLATION-ENGINE -----                          | NP             |                |
| - 5                    | 0550215-8    | MOUNT ASSEMBLY-ENGINE -----                               | 1              |                |
| - 6                    | 0550229-1    | BRACE ASSEMBLY COWL FLAP CONTROL LH -----                 | 1              |                |
|                        | 0550229-2    | BRACE ASSEMBLY COWL FLAP CONTROL RH -----                 | 1              |                |
|                        |              | ATTACHING PARTS -----                                     |                |                |
|                        | AN4-7A       | BOLT -----  | 2              |                |
|                        | MS21042L4    | NUT -----   | 2              |                |
|                        | AN960C-416L  | WASHER -----  | AR             |                |
|                        |              | ---*---   |                |                |
| - 7                    | 0500106-352  | LINE-BREATHER -----                                       | 1              |                |
|                        |              | ATTACHING PARTS -----                                     |                |                |
| - 8                    | S1495-12-    | HOSE 2.5 IN LG BULK ITEM S1495-12-2.50 -----              | 1              |                |
| - 9                    | NAS397-16    | CLAMP -----   | 2              |                |
|                        | AN742D20     | CLAMP -----   | 1              |                |
|                        | S1485D12L    | CLAMP -----   | 1              |                |
|                        | S1021Z8-12   | SCREW -----   | 1              |                |
|                        |              | ---*---   |                |                |
| -10                    | S1167-6-0220 | HOSE ASSEMBLY-CARBURETOR TO STRAINER -----                | 1              |                |
|                        |              | ATTACHING PARTS -----                                     |                |                |
| -11                    | AN914-2D     | ELBOW -----   | 1              |                |
|                        | AN816-7D     | NIPPLE -----  | 1              |                |
|                        | AN742D20     | CLAMP -----   | 1              |                |
|                        | S1486DG12U   | CLAMP -----   | 1              |                |
|                        |              | ---*---   |                |                |
| CONTINUED ON NEXT PAGE |              |   |                |                |

Engine (Cont)



**P172 SERIAL P17257120 THRU P17257188**

Figure 126. Engine Assembly



| FIGURE AND INDEX NO. | PART NUMBER  | DESCRIPTION                 |  |                    |                    |       |    | UNITS PER ASSY | USABLE ON CODE |
|----------------------|--------------|-----------------------------|--|--------------------|--------------------|-------|----|----------------|----------------|
|                      |              | 1                           | 2  | 3                  | 4                  | 5     | 6  |                |                |
| 126 -12              | S1053E8T     | HOSE                        | 21.0 IN LG                                 | BULK ITEM          | REF S-1053E8T21.0  | ----  | 1  |                |                |
| -13                  | NAS397-16    | ATTACHING PARTS             | CLAMP                                      | -----              | -----              | ----- | 2  |                |                |
| -14                  | 0513144-3    | ADAPTER-OIL TEMPERATURE     | -----                                      | -----              | -----              | ----- | 1  |                |                |
|                      | 0500106-294  | LINE-OIL PRESSURE           | -----                                      | -----              | -----              | ----- | 1  |                |                |
|                      | AN816-2B     | ATTACHING PARTS             | NIPPLE                                     | -----              | -----              | ----- | 1  |                |                |
|                      | S1155-2      | CLAMP                       | -----                                      | -----              | -----              | ----- | 1  |                |                |
| -15                  | S1053K24T    | HOSE                        | 24.0 IN LG                                 | BULK ITEM          | REF S-1053K24T24.0 | ----  | 1  |                |                |
| -16                  | NAS398-50    | ATTACHING PARTS             | CLAMP                                      | -----              | -----              | ----- | 2  |                |                |
| -17                  | S1053E24T    | HOSE                        | 26.0 IN LG                                 | BULK ITEM          | REF S-1053E24T26.0 | ----  | 2  |                |                |
| -18                  | NAS398-50    | ATTACHING PARTS             | CLAMP                                      | -----              | -----              | ----- | 4  |                |                |
| -19                  | 0550311-1    | BRACE                       | -----                                      | -----              | -----              | ----- | 1  |                |                |
| -20                  | 684-3-11-36P | ATTACHING PARTS             | CLAMP                                      | ADEL               | -----              | ----- | 2  |                |                |
|                      | Q901-36      | CLAMP                       | ADEL ALTERNATE FOR 684-3-11-36P            | -----              | -----              | ----- | 2  |                |                |
|                      | AN3-25A      | BOLT                        | -----                                      | -----              | -----              | ----- | 2  |                |                |
|                      | MS21044N3    | NUT                         | -----                                      | -----              | -----              | ----- | 2  |                |                |
| -21                  | S1053K28W    | HOSE                        | 4.3 IN LG                                  | BULK ITEM          | REF S-1053K28W4.3  | ----  | 1  |                |                |
| -22                  | AN735056     | ATTACHING PARTS             | CLAMP                                      | -----              | -----              | ----- | 2  |                |                |
| -23                  | 0552007-6    | PLATE ASSEMBLY-COUPLING     | -----                                      | -----              | -----              | ----- | 1  |                |                |
|                      | S1853-2      | RECEPTACLE-STUD             | ALIC                                       | -----              | -----              | ----- | 4  |                |                |
| -24                  | 0550218-1    | DRIVE-90 DEGREES            | -----                                      | -----              | 1-2810990          | ----- | 1  |                |                |
|                      | 0550219-2    | PIN                         | -----                                      | -----              | -----              | ----- | 1  |                |                |
|                      | 120009       | FILTER-CARBURETOR AIR       | AMA  | -----              | -----              | ----- | 1  |                |                |
|                      | 120009-06    | GASKET-AIR FILTER           | AMA  | -----              | -----              | ----- | 1  |                |                |
| -25                  | 0550181-1    | AIR BOX ASSEMBLY-CARBURETOR | -----                                      | -----              | -----              | ----- | 1  |                |                |
|                      |              | ATTACHING PARTS             | BOLT                                       | -----              | -----              | ----- | 4  |                |                |
| -26                  | AN74A3       | WASHER                      | -----                                      | -----              | -----              | ----- | 4  |                |                |
| -27                  | 0750131-1    | GASKET-CARBURETOR AIR BOX   | -----                                      | -----              | -----              | ----- | 1  |                |                |
| -28                  | 0750142-1    | ARM ASSEMBLY                | -----                                      | -----              | -----              | ----- | 1  |                |                |
| -29                  | 0550188-1    | ATTACHING PARTS             | BEARING HOUSING                            | -----              | -----              | ----- | 2  |                |                |
| -30                  | 0750113-1    | VALVE ASSEMBLY              | -----                                      | -----              | -----              | ----- | 1  |                |                |
| -31                  | 0550181-7    | VALVE ASSEMBLY              | -----                                      | -----              | -----              | ----- | 1  |                |                |
| -32                  | 0550197-4    | ANGLE                       | -----                                      | -----              | -----              | ----- | 1  |                |                |
| -33                  | 0550214-9    | SUPPORT                     | -----                                      | -----              | -----              | ----- | 1  |                |                |
| -34                  | 28S7-4       | STUD                        | CLG  | -----              | -----              | ----- | 4  |                |                |
| -35                  | 0450286-1    | CLIP                        | -----                                      | -----              | -----              | ----- | 1  |                |                |
| -36                  | 0550227-1    | PROPELLER GOVERNOR          | -----                                      | -----              | -----              | ----- | 1  |                |                |
| -37                  | S1053K24T    | HOSE                        | AIR BOX TO VALVE ON FIREWALL               | 24.5 IN LG         | -----              | ----- | 1  |                |                |
|                      |              | BULK ITEM                   | REF S-1053K24T24.5                         | -----              | -----              | ----- | 1  |                |                |
|                      | S1053K24T    | HOSE                        | FRONT BAFFLE TO RH HEATER MUFF             | 31.0 IN LG         | -----              | ----- | 1  |                |                |
|                      |              | BULK ITEM                   | REF S-1053K24T31.0                         | -----              | -----              | ----- | 1  |                |                |
|                      | S1053K24T    | HOSE                        | RH HEATER MUFF TO VALVE ON FIREWALL        | -----              | -----              | ----- | 1  |                |                |
|                      |              | 23.0 IN LG                  | BULK ITEM                                  | REF S-1053K24T23.0 | -----              | ----- | 1  |                |                |
|                      | SH20A        | SPARK PLUG                  | FOR USE IN SHIELDED SYSTEMS WITH 5-8 24-3A | -----              | -----              | ----- | 8  |                |                |
|                      |              | THREADS                     | -----                                      | -----              | -----              | ----- | 12 |                |                |
|                      | SH200A       | SPARK PLUG                  | FOR USE IN SHIELDED SYSTEMS WITH 3-4 20-3A | -----              | -----              | ----- | 12 |                |                |
|                      |              | THREADS                     | -----                                      | -----              | -----              | ----- | 12 |                |                |
|                      | SH26         | SPARK PLUG                  | FOR USE IN SHIELDED SYSTEMS WITH 5-8 24-3A | -----              | -----              | ----- | 12 |                |                |
|                      |              | THREADS                     | -----                                      | -----              | -----              | ----- | 12 |                |                |
|                      | SH260        | SPARK PLUG                  | FOR USE IN SHIELDED SYSTEMS WITH 3-4 20-3A | -----              | -----              | ----- | 12 |                |                |
|                      |              | THREADS                     | -----                                      | -----              | -----              | ----- | 12 |                |                |

NOTE. \*FOR INSTALLATION AND ATTACHING PARTS OF THESE ITEMS SEE FIGURE 124.

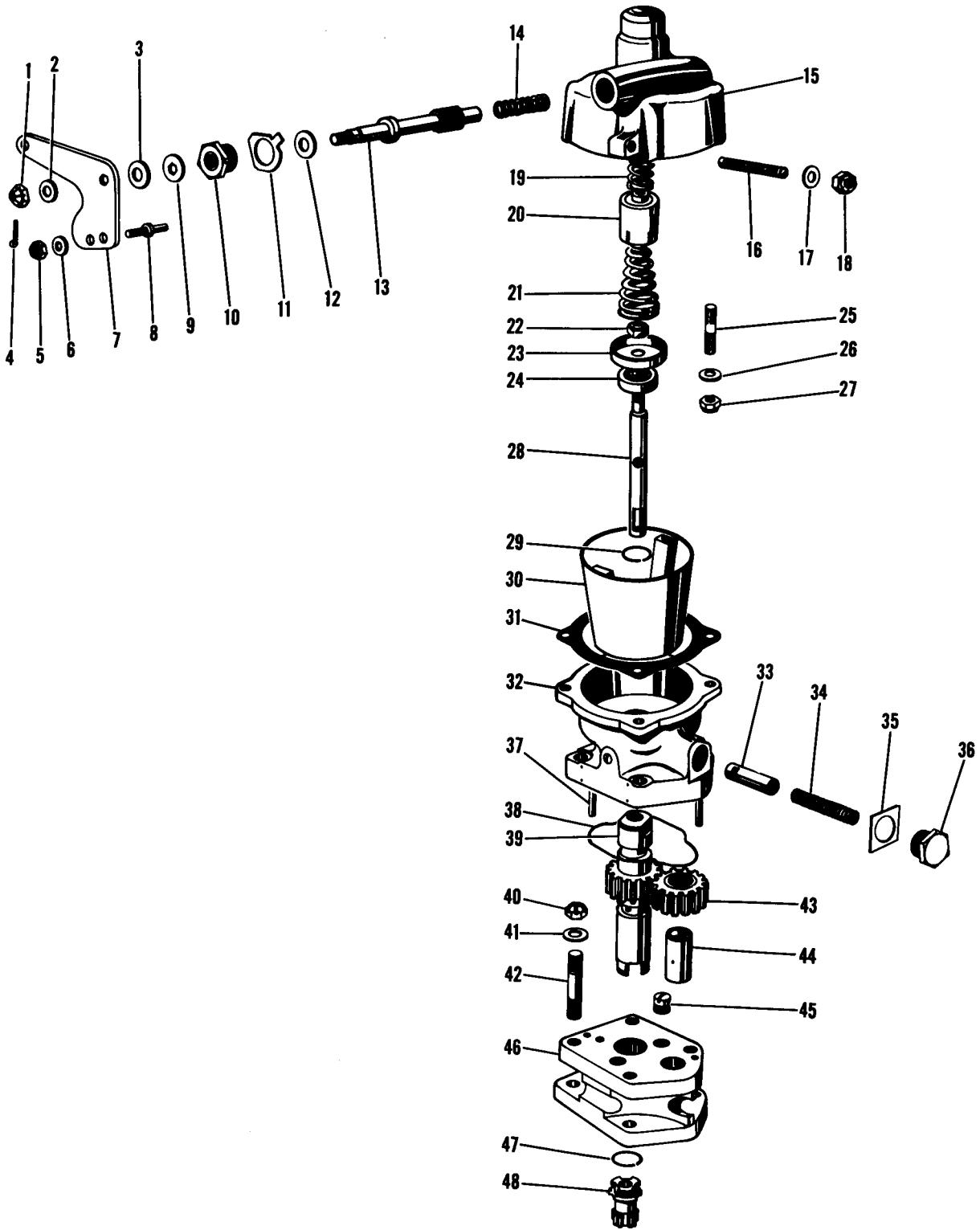
NOTE. \*\*SPARK PLUGS ARE LISTED IN ORDER OF HEAT RANGE, PROGRESSIVELY COLDER FROM TOP LISTING TO BOTTOM.

A---P172 SERIAL P17257120 THRU P17257188  
 FP172 SERIAL FP172-0001 THRU FP172-0003

| FIGURE AND INDEX NO.  | PART NUMBER  | DESCRIPTION                                       | UNITS PER ASSY | USABLE ON CODE |
|---|--------------|---|----------------|----------------|
|   |              |   |                |                |
| 127 -   |              | ENGINE COMPONENTS & ASSOCIATED ACCESSORIES -----  | NP             | K              |
| - 1   | 626356       | MAGNETO SLICK 664 CM                              | 2              | A              |
|   | 626416       | MAGNETO SLICK 667 CM                              | 2              | B              |
| - 2   | 535324       | GASKET-MAGNETO TO ENGINE CM                       | 2              |                |
| - 3   | 530603       | GEAR-MAGNETO DRIVE CM                             | 2              |                |
| - 4   | 633029       | CARBURETOR CM                                     | 1              | A              |
|   | 626789       | CARBURETOR CM                                     | 1              | B              |
| - 5   | 21323        | GASKET-CARBURETOR TO ENGINE CM                    | 1              | A              |
|   | AN123990     | GASKET-CARBURETOR TO ENGINE                       | 1              | B              |
| - 6   | C294510-0301 | FILTER-CARBURETOR AIR                             | 1              | A              |
| - 7   | 120009       | FILTER-CARBURETOR AIR AMA                         | 1              | B              |
| - 8   | 50309        | STARTER MANUALLY ENGAGED CM                       | 1              | C              |
|   | 631261       | STARTER CM  | 1              | D              |
|   | MS9021-038   | SEAL-STARTER                                      | 1              |                |
| - 9   | 628313       | GENERATOR-20 AMP                                  | 1              | E              |
|   | 0500037-4    | GENERATOR-35 AMP                                  | 1              | F              |
|   | C611501-0202 | ALTERNATOR-60 AMP                                 | 1              | G              |
|   | 36100        | GASKET-GENERATOR-ALTERNATOR & TACHOMETER DRIVE CM | 1              |                |
| -10   | EQ5820       | DRIVE ASSEMBLY-ALTERNATOR CM                      | 1              | G              |
| -11   | 0413205-12   | VOLTAGE REGULATOR-20 AMP                          | 1              | E              |
|   | 0413205-10   | VOLTAGE REGULATOR-35 AMP                          | 1              | F              |
|   | C611001-0101 | VOLTAGE REGULATOR-60 AMP                          | 1              | G              |
| -12   | 629150       | IGNITION HARNESS-RIGHT MAGNETO 5/8-24 THDS CM     | 1              | A              |
|   | 629151       | IGNITION HARNESS-LEFT MAGNETO 5/8-24 THDS CM      | 1              | A              |
|   | 630574       | IGNITION HARNESS-RIGHT MAGNETO 5/8-24 THDS CM     | 1              | B              |
|   | 630575       | IGNITION HARNESS-LEFT MAGNETO 5/8-24 THDS CM      | 1              | B              |
| -13   | 35342        | TACHOMETER DRIVE ASSEMBLY CM                      | 1              |                |
| -14   | 0500315-200  | GOVERNOR  | 1              | B              |
|   | MS1C0009     | GASKET-GOVERNOR MOUNTING                          | 1              |                |
| -15   | SH15         | SPARK PLUG SHIELDED SYSTEM WITH 5/8-24 THREADS    | 12             | A              |
|   | SH20A        | SPARK PLUG SHIELDED SYSTEM WITH 5/8-24 THREADS    | 12             |                |
|   | SH200A       | SPARK PLUG SHIELDED SYSTEM WITH 3/4-20 THREADS    | 12             |                |
|   | SH26         | SPARK PLUG SHIELDED SYSTEM WITH 5/8-24 THREADS    | 12             | B              |
|   | SH260        | SPARK PLUG SHIELDED SYSTEM WITH 3/4-20 THREADS    | 12             | B              |
| -16   | 1118823      | CONTACTOR-STARTER CN STARTER CM                   | 1              | H              |
|   | SAW4206-1    | CONTACTOR-STARTER CN FIREWALL ELAG                | 1              | J              |
|   | SAW4204-1    | CONTACTOR-STARTER CN FIREWALL ALT ELAG            | 1              | J              |
| <p>NOTE. *THIS LISTING IS COMPILED TO PROVIDE PART NUMBERS OF COMMONLY USED ENGINE COMPONENTS AND ASSOCIATED ACCESSORIES. RELATIONSHIP OF THESE PART TO ENGINE OR AIRCRAFT ASSEMBLIES IS NOT INDICATE BY INDENTION. THIS FIGURE IS NOT ILLUSTRATED. INDEX NUMBERS ARE PROVIDED FOR LOCATION OF LINE ON WHICH THE PART NUMBER APPEARS.</p> <p>NOTE. **SPARK PLUGS ARE LISTED IN ORDER OF HEAT RANGE, PROGRESSIVELY COLDER FROM TOP LISTING TO BOTTOM.</p> <p>A---172 SERIAL 17249545 THRU 17256512<br/>172 SKYHAWK SERIAL 17249545 THRU 17256512</p> <p>B---P172 SERIAL P17257120 THRU P17257188</p> <p>C---172 SERIAL 17249545 THRU 17256512</p> <p>D---172 SKYHAWK SERIAL 17249545 THRU 17256512<br/>172 SERIAL P17257120 THRU P17257188</p> <p>E---172 SERIAL 17249545 THRU 17254892</p> <p>F---172 SKYHAWK SERIAL 17249545 THRU 17254892<br/>172 SERIAL P17257120 THRU P17257188</p> <p>G---172 SERIAL 17254893 THRU 17256512</p> <p>H---172 SERIAL 17249545 THRU 17255146<br/>F172 SERIAL F172-0001 THRU F172-0479</p> <p>J---172 SERIAL 17255147 THRU 17256512<br/>F172 SERIAL F172-0480 THRU F17200804</p> <p>K---172 SERIAL 17249545 THRU 17256512<br/>F172 SERIAL F172-0001 THRU F17200804<br/>P172 SERIAL P17257120 THRU P17257188<br/>FP172 SERIAL FP172-0001 THRU FP172-0003</p> |              |   |                |                |

| FIGURE AND INDEX NO.  | PART NUMBER  | DESCRIPTION  | UNITS PER ASSY | USABLE ON CODE |
|---|--------------|--|----------------|----------------|
|   |              | <b>1 2 3 4 5 6 7</b>                                   |                |                |
| 128 -   |              | ENGINE COMPONENTS & ASSOCIATED ACCESS 0-320-E2D ENGINE | NP             | A              |
| - 1   | 4050         | MAGNETO RH SLICK                                       | 1              |                |
| - 2   | 4051         | MAGNETO LH IMPULSE COUPLING SLICK                      | 1              |                |
| - 3   | 73820        | GASKET-MAGNETO LY                                      | 2              |                |
| - 3   | 77743        | HARNES ASSEMBLY-RH LY <b>172 SERIAL 17256513</b>       | 1              |                |
| - 4   | 77745        | HARNES ASSEMBLY-LH LY <b>THRU 17263458</b>             | 1              |                |
| - 4   | 76211        | STARTER 12V LY   | 1              |                |
| - 5   | C611501-0101 | ALTERNATOR   | 1              |                |
| - 6   | 75380        | LINK-ALTERNATOR ADJUSTING LY                           | 1              |                |
| - 7   | C611001-0101 | VOLTAGE REGULATOR                                      | 1              |                |
| - 8   | 78728-M/S    | CARBURETOR MARVEL-SCHEBLER MODEL MA4SPA                | 1              |                |
| - 9   | 66224        | GASKET-CARBURETOR LY <b>F172 SERIAL F17200805</b>      | 1              |                |
| -10   | 75148        | FUEL PUMP LY   | 1              |                |
| -11   | 60096        | GASKET-FUEL PUMP LY <b>THRU F17201234</b>              | 1              |                |
| -12   | C431002-0101 | VACUUM PUMP  | 1              |                |
| -13   | 8313         | GASKET-VACUUM PUMP LY                                  | 1              |                |
| -14   | 61098        | ADAPTER ASSEMBLY-VACUUM PUMP LY                        | 1              |                |
| -15   | 75906        | GASKET-ROCKER BOX COVER LY                             | 4              |                |
| -16   | 68972        | GASKET-OIL SUMP LY                                     | 1              |                |
| -17   | 69116        | GAGE ASSEMBLY-OIL LEVEL LY                             | 1              |                |
| -17   | 74068        | SEAL RING-OIL GAGE LY                                  | 1              |                |
| -18   | SH15         | SPARK PLUG   | 8              |                |
| <p>NOTE. *THIS LISTING IS COMPILED TO PROVIDE PART NUMBERS OF COMMONLY USED ENGINE COMPONENTS &amp; ASSOCIATED ACCESSORIES. RELATIONSHIP OF THESE PARTS TO ENGINE OR AIRCRAFT ASSEMBLIES IS NOT INDICATED BY INTENTION THIS FIGURE IS NOT ILLUSTRATED. INDEX NUMBERS ARE PROVIDED FOR LOCATION OF LINE ON WHICH THE PART NUMBER APPEARS.</p> <p>A---172 SERIAL 17256513 THRU 17263458<br/>           F172 SERIAL F17200805 THRU F17201234</p> |              |  |                |                |

Propeller Governor



**P172 SERIAL P17257120 THRU P17257188**

Figure 129. Propeller Governor Assembly

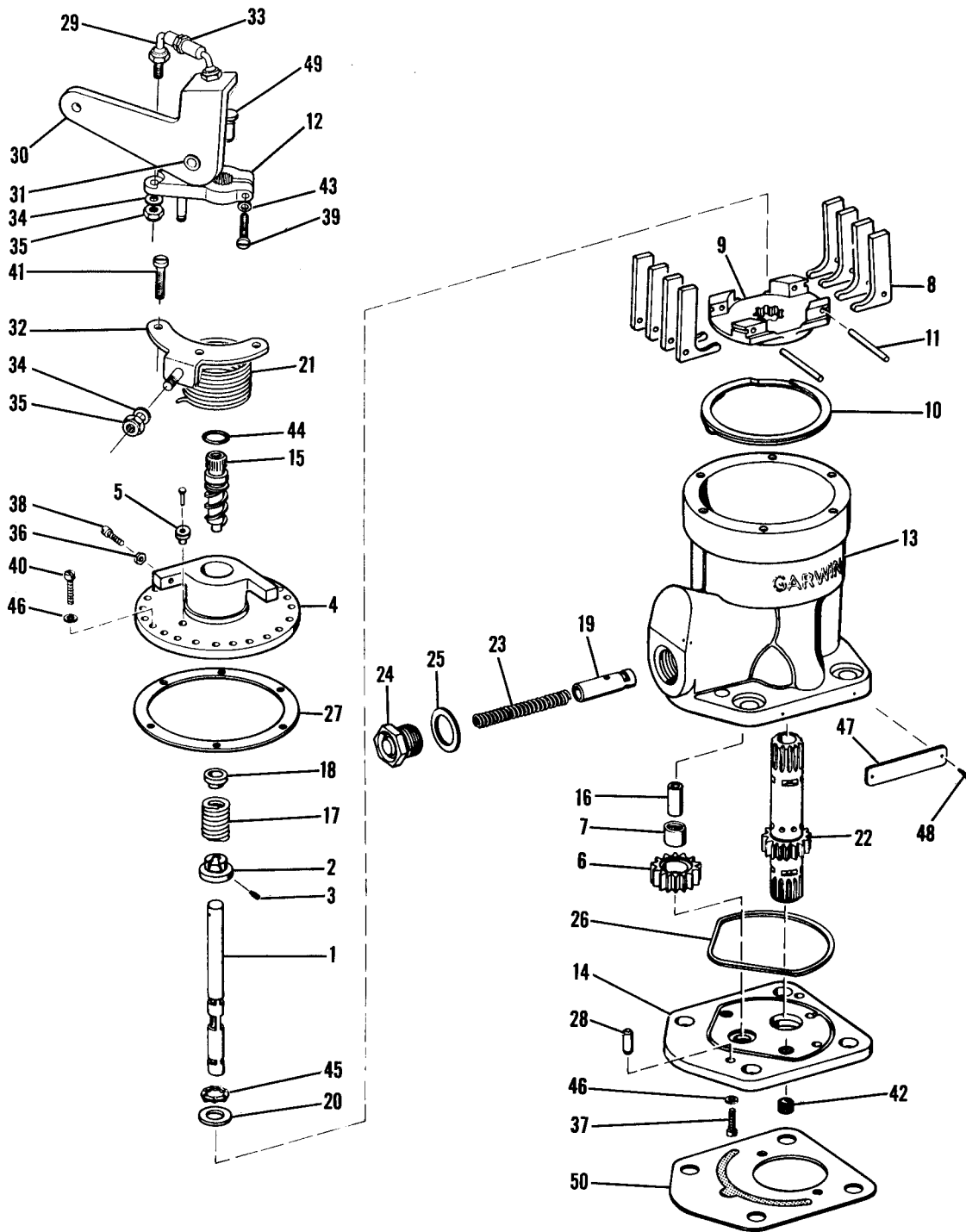


| FIGURE AND INDEX NO. | PART NUMBER  | DESCRIPTION                                      |   |   |   |   |   |   | UNITS PER ASSY | USABLE ON CODE |
|----------------------|--------------|--|---|---|---|---|---|---|----------------|----------------|
|                      |              | 1  | 2 | 3 | 4 | 5 | 6 | 7 |                |                |
| 129 -                | 0550227-1 *  | GOVERNOR ASSEMBLY-PROPELLER WHEN EXHAUSTED ----- |   |   |   |   |   |   | 1              | A              |
|                      |              | USE 0550315-200                                  |   |   |   |   |   |   |                |                |
| - 1                  | AN310-4      | CONTROL ARM NUT -----                            |   |   |   |   |   |   | 1              |                |
| - 2                  | AN960-10L    | WASHER -----                                     |   |   |   |   |   |   | 1              |                |
| - 3                  | AN960-516    | WASHER -----                                     |   |   |   |   |   |   | 1              |                |
| - 4                  | MS24665-132  | COTTER PIN -----                                 |   |   |   |   |   |   | 1              |                |
| - 5                  | MS21044N3    | NUT -----  |   |   |   |   |   |   | 1              |                |
| - 6                  | AN960-10L    | WASHER -----                                     |   |   |   |   |   |   | 1              |                |
| - 7                  | 34-827-1     | OPERATING ARM GARW -----                         |   |   |   |   |   |   | 1              |                |
| - 8                  | 34-825-7     | STOP PIN GARW -----                              |   |   |   |   |   |   | 1              |                |
| - 9                  | 50674        | WASHER, HEXAGON HOLE GARW -----                  |   |   |   |   |   |   | 1              |                |
| -10                  | 55172        | PACKING NUT GARW -----                           |   |   |   |   |   |   | 1              |                |
| -11                  | 55149        | PACKING NUT LOCK GASKET GARW -----               |   |   |   |   |   |   | 1              |                |
| -12                  | 53265        | PACKING RING GARW -----                          |   |   |   |   |   |   | 1              |                |
| -13                  | 53345        | CONTROL SHAFT GARW -----                         |   |   |   |   |   |   | 1              |                |
| -14                  | 50661        | CONTROL SHAFT SPRING GARW -----                  |   |   |   |   |   |   | 1              |                |
| -15                  | 55774        | HEAD GARW -----                                  |   |   |   |   |   |   | 1              |                |
| -16                  | 53294        | SCREW-RPM ADV. GARW -----                        |   |   |   |   |   |   | 1              |                |
| -17                  | AN960-10L    | WASHER -----                                     |   |   |   |   |   |   | 1              |                |
| -18                  | MS21044N3    | NUT -----  |   |   |   |   |   |   | 1              |                |
| -19                  | 34-827-2     | BALANCING SPRING GARW -----                      |   |   |   |   |   |   | 1              |                |
| -20                  | 34-827-901   | RACK ASSEMBLY GARW -----                         |   |   |   |   |   |   | 1              |                |
| -21                  | 34-827-7     | SPEEDER SPRING GARW -----                        |   |   |   |   |   |   | 1              |                |
| -22                  | MS20365D420C | PILOT VALVE NUT -----                            |   |   |   |   |   |   | 1              |                |
| -23                  | 34-827-6     | SPEEDER SPRING SEAT GARW -----                   |   |   |   |   |   |   | 1              |                |
| -24                  | 50668        | BALL BEARING GARW -----                          |   |   |   |   |   |   | 1              |                |
| -25                  | 51692        | HEAD STUD GARW -----                             |   |   |   |   |   |   | 4              |                |
| -26                  | AN960-416L   | WASHER -----                                     |   |   |   |   |   |   | 4              |                |
| -27                  | MS21042L4    | NUT -----  |   |   |   |   |   |   | 4              |                |
| -28                  | 34-827-3     | PILOT VALVE GARW -----                           |   |   |   |   |   |   | 1              |                |
| -29                  | 52121        | LOCK RING GARW -----                             |   |   |   |   |   |   | 1              |                |
| -30                  | 52155        | FLY WEIGHT ASSEMBLY GARW -----                   |   |   |   |   |   |   | 1              |                |
| -31                  | 50672        | HEAD GASKET GARW -----                           |   |   |   |   |   |   | 1              |                |
| -32                  | 52203        | BODY GARW -----                                  |   |   |   |   |   |   | 1              |                |
| -33                  | 52204        | RELIEF VALVE PLUNGER GARW -----                  |   |   |   |   |   |   | 1              |                |
| -34                  | 34-825-8     | RELIEF VALVE SPRING GARW -----                   |   |   |   |   |   |   | 1              |                |
| -35                  | 52205        | RELIEF PLUG GASKET GARW -----                    |   |   |   |   |   |   | 1              |                |
| -36                  | 52204        | RELIEF VALVE PLUG GARW -----                     |   |   |   |   |   |   | 1              |                |
| -37                  | 53166        | DOWEL PIN GARW -----                             |   |   |   |   |   |   | 1              |                |
| -38                  | 51471        | BODY & BASE GASKET GARW -----                    |   |   |   |   |   |   | 1              |                |
| -39                  | 53940        | DRIVE GEAR SHAFT GARW -----                      |   |   |   |   |   |   | 1              |                |
| -40                  | AN310-5      | NUT -----  |   |   |   |   |   |   | 4              |                |
| -41                  | AN960-516    | WASHER -----                                     |   |   |   |   |   |   | 4              |                |
| -42                  | 53914        | BASE STUD GARW -----                             |   |   |   |   |   |   | 4              |                |
| -43                  | 50659        | IDLER GEAR GARW -----                            |   |   |   |   |   |   | 1              |                |
| -44                  | 50692        | IDLER GEAR SHAFT GARW -----                      |   |   |   |   |   |   | 1              |                |
| -45                  | 50658        | PLUG GARW -----                                  |   |   |   |   |   |   | 2              |                |
| -46                  | 34-825-6     | BASE GARW -----                                  |   |   |   |   |   |   | 1              |                |
| -47                  | 53942        | LOCK RING GARW -----                             |   |   |   |   |   |   | 1              |                |
| -48                  | 53939        | DRIVE COUPLING GARW -----                        |   |   |   |   |   |   | 1              |                |

NOTE. \*REFER TO FIGURE 130 FOR BREAKDOWN OF 0550315-200 PROPELLER GOVERNOR ASSEMBLY.

A---P172 SERIAL P17257120 THRU P17257188

Propeller Governor (Cont)



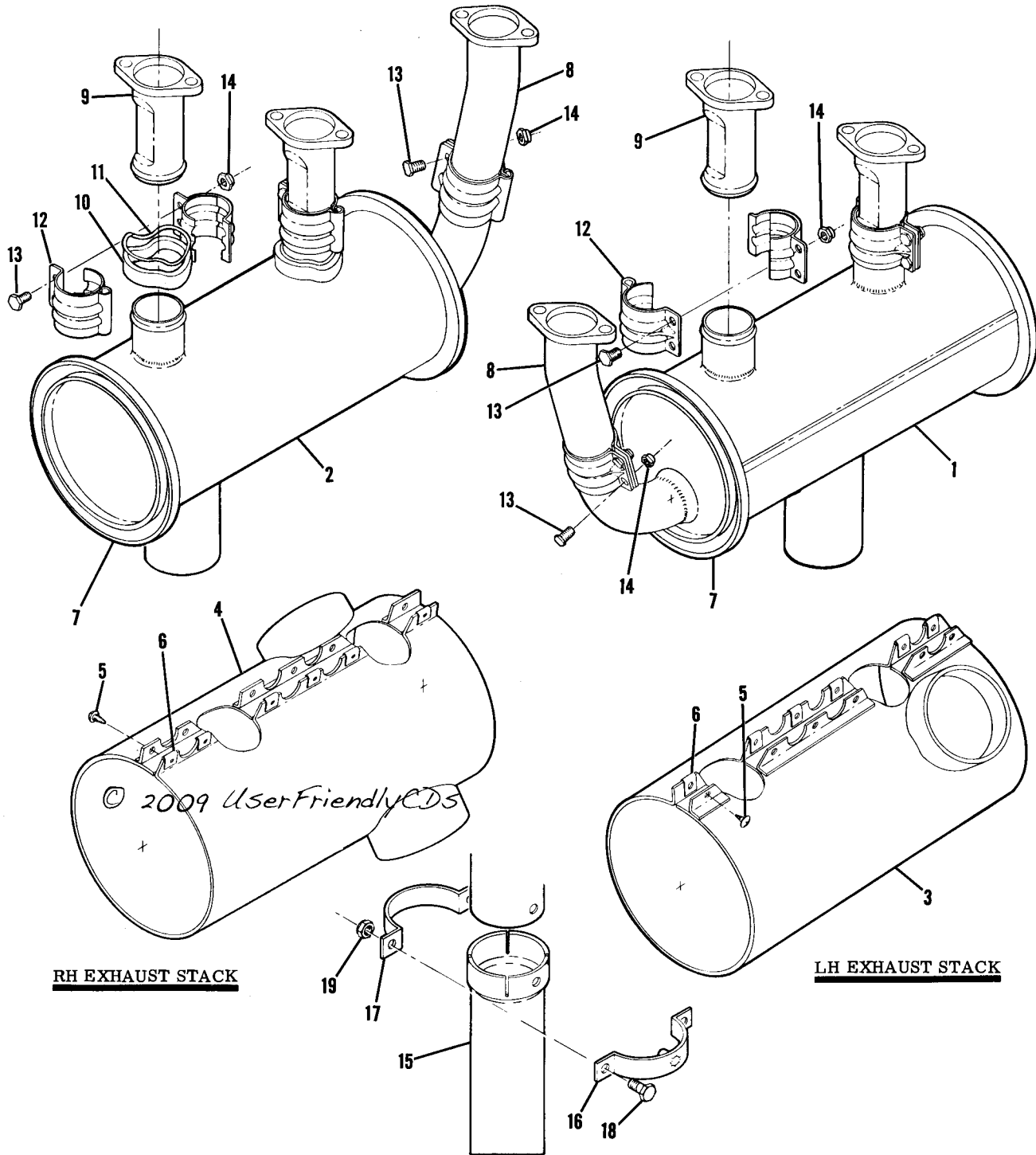
**P172 SERIAL P17257120 THRU P17257188**

Figure 130. Propeller Governor Assembly



| FIGURE AND INDEX NO. | PART NUMBER | DESCRIPTION  | UNITS PER ASSY | USABLE ON CODE |
|----------------------|-------------|--|----------------|----------------|
|                      |             | <b>1 2 3 4 5 6 7</b>   |                |                |
| 130 -                | 0550315-200 | GOVERNOR ASSEMBLY-PROPELLER -----  | 1              | A              |
| - 1                  | 34828-901   | PILOT VALVE ASSEMBLY -----   | 1              |                |
|                      | 34-828-17   | PILOT VALVE -----  | 1              |                |
| - 2                  | 34-828-18   | RACE-PILOT VALVE UPPER -----   | 1              |                |
| - 3                  | 34-828-22   | SCREW-ALLEN -----  | 1              |                |
| - 4                  | 34-828-903  | COVER ASSEMBLY -----   | 1              |                |
| - 5                  | 34-828-21   | STOP -----   | 1              |                |
| - 6                  | 828-905     | IDLER GEAR ASSEMBLY -----  | 1              |                |
| - 7                  | GB59        | BEARING TOR -----  | 1              |                |
|                      | 34-828-906  | FLYWEIGHT ASSEMBLY -----   | 1              |                |
| - 8                  | 34-828-9    | FLYWEIGHT -----  | 8              |                |
| - 9                  | 34-828-14   | BASE-FLYWEIGHT HEAD -----  | 1              |                |
| -10                  | 34828-26    | RING-SNAP -----  | 1              |                |
| -11                  | B1316       | PIN-DOWEL TOR -----  | 2              |                |
| -12                  | 34-831-902  | LEVER ASSEMBLY -----   | 1              |                |
| -13                  | 34-828-1    | BODY -----   | 1              |                |
| -14                  | 34828-2     | BASE -----   | 1              |                |
| -15                  | 34-828-908  | SPEED AJUSTMENT ASSEMBLY -----   | 1              |                |
| -16                  | 34-828-7    | STUD-IDLER GEAR -----  | 1              |                |
| -17                  | 34-831-8    | SPRING-SPEEDER -----   | 1              |                |
| -18                  | 34-828-10   | UPPER SEAT-SPEEDER SPRING -----  | 1              |                |
| -19                  | 34-828-11   | PLUNGER-RELIEF VALVE -----   | 1              |                |
| -20                  | 34-828-12   | RACE-BEARING -----   | 1              |                |
| -21                  | 34-828-13   | SPRING-CONTROL LEVER -----   | 1              |                |
| -22                  | 34-828-15   | GEAR-DRIVE -----   | 1              |                |
| -23                  | 34-828-20   | SPRING-RELIEF VALVE -----  | 1              |                |
| -24                  | 34-828-24   | PLUG -----   | 1              |                |
| -25                  | 34-828-25   | WASHER-FLAT -----  | 1              |                |
| -26                  | 34-828-27   | GASKET-BASE -----  | 1              |                |
| -27                  | 34-828-28   | SEAL-COVER -----   | 1              |                |
| -28                  | 34-828-29   | PIN -----  | 1              |                |
| -29                  | 34-831-1    | BALL LINKAGE -----   | 2              |                |
| -30                  | 34-831-6    | ARM -----  | 1              |                |
| -31                  | 34-831-4    | BUSHING-FLANGED -----  | 2              |                |
| -32                  | 34-831-901  | BRACKET ASSEMBLY -----   | 1              |                |
| -33                  | AN340-10    | NUT -----  | 2              |                |
| -34                  | AN960-10L   | WASHER -----   | 3              |                |
| -35                  | MS21044N3   | NUT -----  | 3              |                |
| -36                  | AN340-8     | NUT -----  | 1              |                |
| -37                  | AN500-8-8   | SCREW -----  | 2              |                |
| -38                  | AN503-8-16  | SCREW -----  | 1              |                |
| -39                  | AN502-10-14 | SCREW -----  | 1              |                |
| -40                  | AN502-8-10  | SCREW -----  | 3              |                |
| -41                  | AN503-8-12  | SCREW -----  | 3              |                |
| -42                  | AN932-1     | PIPE PLUG -----  | 2              |                |
| -43                  | AN935-10L   | WASHER -----   | 1              |                |
| -44                  | AN6227-9    | O RING -----   | 1              |                |
| -45                  | R5673       | BEARING -----  | 1              |                |
| -46                  | AN935-8L    | WASHER -----   | 9              |                |
| -47                  | 21-831-1    | NAMEPLATE -----  | 1              |                |
| -48                  | AN535-00-2  | SCREW -----  | 1              |                |
| -49                  | 34-828-31   | PLUG -----   | 1              |                |
|                      | 401814      | STUD CMC -----   | 4              |                |
| -50                  | MS100009    | GASKET-MOUNTING -----  | 1              |                |
|                      |             | A---P172 SERIAL P17257120 THRU P17257188 WHEN<br>0550227-1 IS EXHAUSTED<br>FP172 SERIAL FP172-0001 THRU FP172-0003 |                |                |

Engine (Cont)



**RH EXHAUST STACK**

**LH EXHAUST STACK**

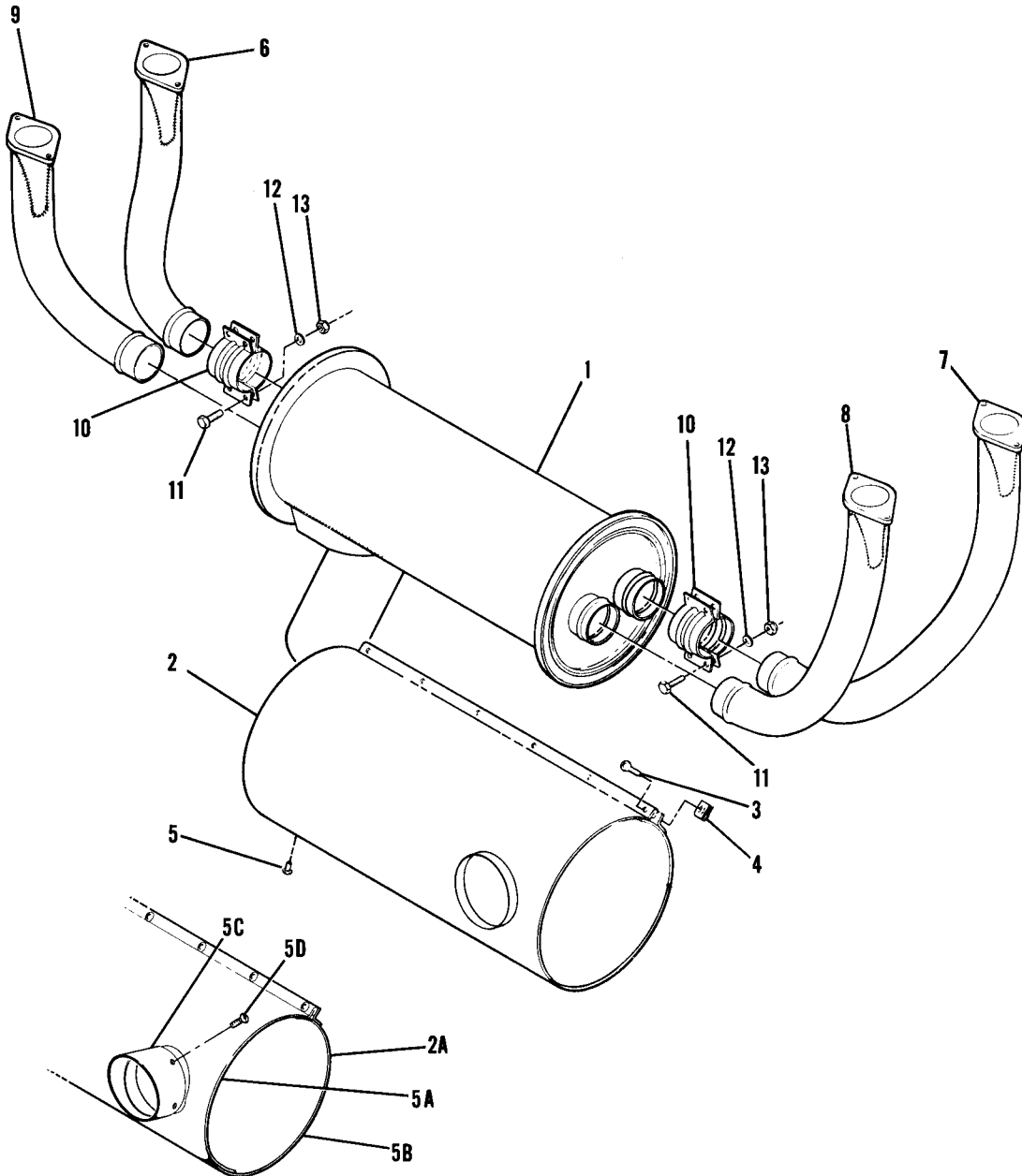
**F172 SERIAL F172-0001 THRU F17200804  
172 SERIAL 17249545 THRU 17256512  
P172 SERIAL P17257120 THRU P17257188**

Figure 131. Exhaust Stack Assembly



| FIGURE AND INDEX NO. | PART NUMBER | DESCRIPTION   | UNITS PER ASSY | USABLE ON CODE |
|----------------------|-------------|---|----------------|----------------|
|                      |             | <b>1 2 3 4 5 6 7</b>  |                |                |
| 131 - 1              | 0550176-65  | EXHAUST STACK ASSEMBLY-LH -----   | 1              | B              |
|                      | 0550176-55  | EXHAUST STACK ASSEMBLY-LH -----   | 1              | A              |
| - 2                  | 0550176-66  | EXHAUST STACK ASSEMBLY-RH -----   | 1              | B              |
|                      | 0550176-56  | EXHAUST STACK ASSEMBLY-RH -----   | 1              | A              |
| - 3                  | 0550176-37  | SHROUD ASSEMBLY-LH -----  | 1              |                |
| - 4                  | 0550176-38  | SHROUD ASSEMBLY-RH -----  | 1              |                |
|                      |             | ATTACHING PARTS   |                |                |
| - 5                  | S102128-6   | SCREW -----   | 6              |                |
| - 6                  | NAS395-14-3 | NUT -----   | 6              |                |
|                      |             | ---*---   |                |                |
| - 7                  | 0550176-59  | MUFFLER WELD ASSEMBLY -----   | 1              |                |
| - 8                  | 0550176-57  | RISER ASSEMBLY -----  | 1              |                |
| - 9                  | 0450338-14  | STACK-INLET -----   | 2              |                |
| -10                  | 0550176-22  | SEAL -----  | 2              |                |
| -11                  | 0550176-45  | PACKING -----   | 2              |                |
| -12                  | 0550176-50  | CLAMP ASSEMBLY -----  | 3              |                |
|                      |             | ATTACHING PARTS   |                |                |
| -13                  | AN3-4A      | BOLT -----  | 2              |                |
| -14                  | MS21044N3   | NUT -----   | 2              |                |
|                      |             | ---*---   |                |                |
| -15                  | 0550176-53  | TAILPIPE -----  | 1              | B              |
|                      | 0550176-54  | TAILPIPE -----  | 1              | A              |
|                      |             | ATTACHING PARTS   |                |                |
| -16                  | 0550176-31  | CLAMP HALF ASSEMBLY -----   | 1              |                |
| -17                  | 0550176-26  | CLAMP HALF -----  | 1              |                |
| -18                  | AN4-4A      | BOLT -----  | 2              |                |
| -19                  | MS21042L4   | NUT -----   | 2              |                |
|                      |             | ---*---   |                |                |
|                      | 10172-013-2 | EXTENSION-TAILPIPE -----  | 1              | C              |
|                      |             | A---172 SERIAL 17249545 THRU 17256512<br>F172 SERIAL F172-0001 THRU F17200804       |                |                |
|                      |             | B---P172 SERIAL P17257120 THRU P17257188<br>FP172 SERIAL FP172-0001 THRU FP172-0003 |                |                |
|                      |             | C---172 SERIAL 17247747 THRU 17256512   |                |                |

Engine (Cont)



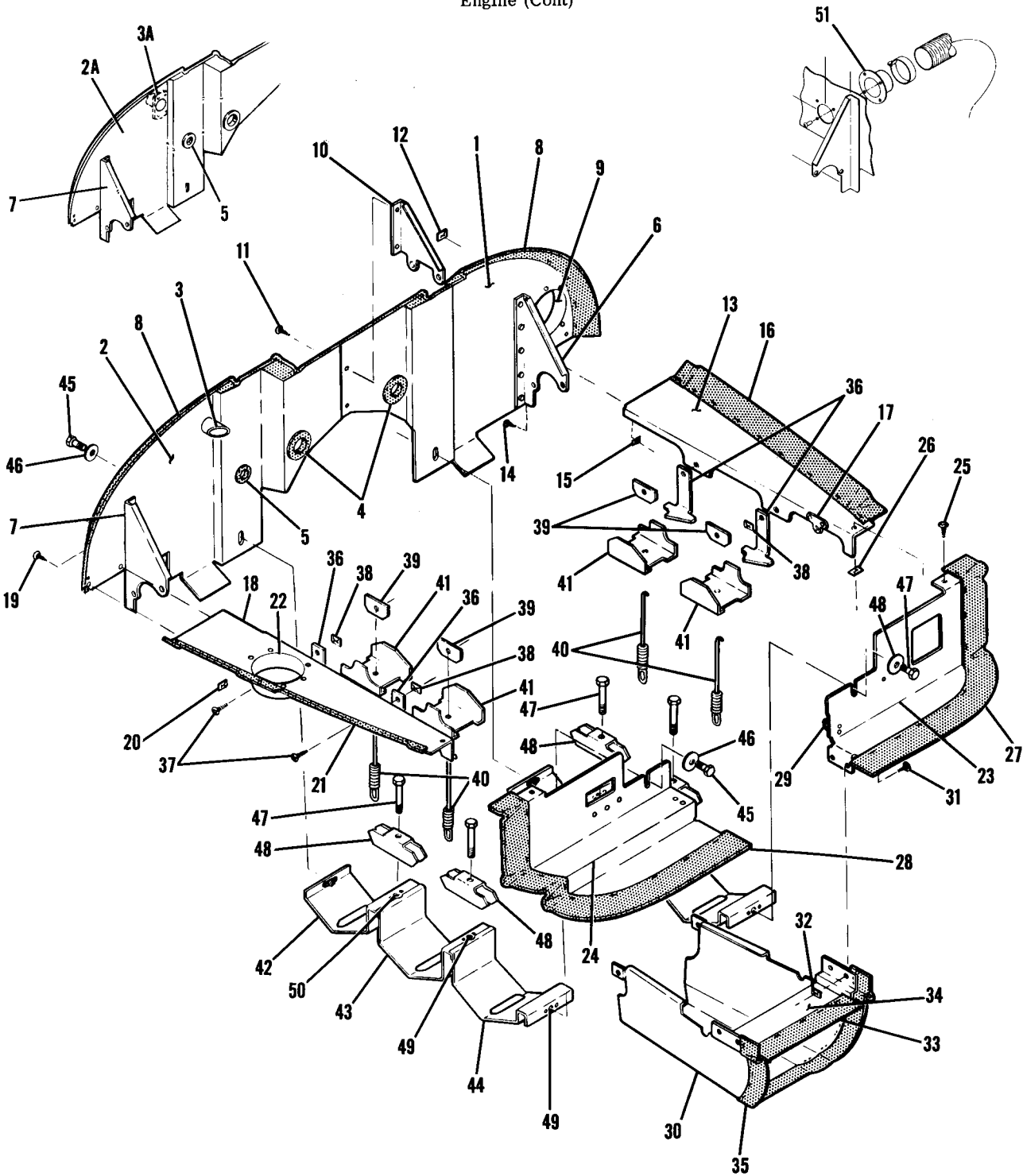
17261899 THRU 17263458

**172 SERIAL 17256513 THRU 17263458**  
**F172 SERIAL F17200805 THRU F17201234**

Figure 132. Exhaust System Assembly

| FIGURE AND INDEX NO. | PART NUMBER | DESCRIPTION                           | UNITS PER ASSY | USABLE ON CODE |
|----------------------|-------------|---------------------------------------|----------------|----------------|
|                      |             | <b>1 2 3 4 5 6 7</b>                  |                |                |
| 132 -                | 1754001-4   | EXHAUST SYSTEM ASSEMBLY -----         | 1              | A              |
|                      | 1754001-12  | EXHAUST SYSTEM ASSEMBLY -----         | 1              | C              |
|                      | 1754001-16  | EXHAUST SYSTEM ASSEMBLY -----         | 1              | E              |
| - 1                  | 1754001-8   | MUFFLER ASSEMBLY WEU 1754001-9 -----  | 1              | A              |
|                      | 1754001-14  | MUFFLER ASSEMBLY -----                | 1              | A              |
|                      | 1754001-15  | MUFFLER ASSEMBLY -----                | 1              | B              |
| - 2                  | 0554001-1   | SHROUD ASSEMBLY -----                 | 1              | D              |
| - 2A                 | 0554001-3   | SHROUD ASSEMBLY WEU 0554001-5 -----   | 1              | F              |
|                      | 0554001-5   | SHROUD ASSEMBLY -----                 | 1              | G              |
|                      |             | ATTACHING PARTS                       |                |                |
| - 3                  | S1021Z8-8   | SCREW -----                           | 6              |                |
| - 4                  | NAS395-14-3 | NUT -----                             | 6              |                |
| - 5                  | S1021Z8-6   | SCREW -----                           | 2              |                |
|                      | NAS446-4-3  | NUT -----                             | 2              |                |
|                      |             | *-----                                |                |                |
| - 5A                 | 0554001-6   | SHROUD-UPR FWD -----                  | 1              | G              |
| - 5B                 | 0554001-7   | SHROUD-LWR AFT -----                  | 1              | G              |
| - 5C                 | 0554003-1   | COVER-SHROUD INLET -----              | 1              | G              |
|                      |             | ATTACHING PARTS                       |                |                |
| - 5D                 | S1021Z8-8   | SCREW -----                           | 4              |                |
|                      |             | *-----                                |                |                |
| - 6                  | 1754007-1   | RISER ASSEMBLY-RH AFT -----           | 1              |                |
| - 7                  | 1754008-1   | RISER ASSEMBLY-LH AFT -----           | 1              |                |
| - 8                  | 1754009-1   | RISER ASSEMBLY-LH FWD -----           | 1              |                |
| - 9                  | 1754010-1   | RISER ASSEMBLY-RH FWD -----           | 1              |                |
| - 10                 | 0750161-25  | CLAMP -----                           | 8              |                |
|                      |             | ATTACHING PARTS                       |                |                |
| - 11                 | AN3-4A      | BOLT -----                            | 4              |                |
| - 12                 | AN960-10    | WASHER -----                          | 4              |                |
| - 13                 | MS21044N3   | NUT -----                             | 4              |                |
|                      |             | *-----                                |                |                |
|                      |             | A---172 SERIAL 17256513 THRU 17259223 |                |                |
|                      |             | B---172 SERIAL 17259224 THRU 17263458 |                |                |
|                      |             | F172 SERIAL F17200805 THRU F17201234  |                |                |
|                      |             | C---172 SERIAL 17259224 THRU 17261898 |                |                |
|                      |             | F172 SERIAL F17200805 THRU F17201034  |                |                |
|                      |             | D---172 SERIAL 17256513 THRU 17261898 |                |                |
|                      |             | F172 SERIAL F17200805 THRU F17201034  |                |                |
|                      |             | E---172 SERIAL 17261899 THRU 17263458 |                |                |
|                      |             | F172 SERIAL F17201035 THRU F17201234  |                |                |
|                      |             | F---172 SERIAL 17261899 THRU 17263425 |                |                |
|                      |             | 17263427 THRU 17263429, 17263431      |                |                |
|                      |             | F172 SERIAL F17201035 THRU F17201234  |                |                |
|                      |             | G---172 SERIAL 17263426, 17263430     |                |                |
|                      |             | 17263432 THRU 17263458                |                |                |

Engine (Cont)



172 SERIAL 17249545 THRU 17256512  
F172 SERIAL F172-0001 THRU F17200804

Figure 133. Engine Baffles Installation

| FIGURE AND INDEX NO. | PART NUMBER | DESCRIPTION                            | UNITS PER ASSY | USABLE ON CODE |
|----------------------|-------------|--|----------------|----------------|
|                      |             | <b>1 2 3 4 5 6 7</b>                   |                |                |
| 133 -                |             | BAFFLE INSTALLATION-ENGINE -----       | NP             | A              |
| - 1                  | 0555181-1   | BAFFLE ASSEMBLY-REAR VERTICAL LH ----- | 1              |                |
| - 2                  | 0555181-13  | BAFFLE ASSEMBLY-REAR VERTICAL RH ----- | 1              | D              |
| - 2A                 | 0555181-14  | BAFFLE ASSEMBLY-REAR VERTICAL RH ----- | 1              | E              |
| - 3                  | 0555162-1   | BLAST TUBE-RH -----                    | 1              | D              |
| - 3A                 | 0450262     | UNION -----                            | 1              | E              |
| - 4                  | MS35489-22  | GROMMET -----                          | 1              |                |
| - 5                  | MS35489-17  | GROMMET RH ONLY -----                  | 1              |                |
| - 6                  | 0555181-5   | SUPPORT-LH -----                       | 1              |                |
| - 7                  | 0555181-6   | SUPPORT-RH -----                       | 1              |                |
| - 8                  | 0555181-7   | SEAL -----                             | 1              |                |
| - 9                  | 0713019-33  | UNION-LH -----                         | 1              |                |
| -10                  | 0555182-1   | SUPPORT-REAR VERTICAL BAFFLE -----     | 1              |                |
|                      |             | ATTACHING PARTS -----                  |                |                |
| -11                  | S1021Z8-8   | SCREW -----                            | 2              |                |
| -12                  | NAS446-4-3  | NUT -----                              | 2              |                |
|                      |             | ---*---                                |                |                |
| -13                  | 0555180-1   | BAFFLE ASSEMBLY-SIDE LH -----          | 1              |                |
|                      |             | ATTACHING PARTS -----                  |                |                |
| -14                  | S1021Z8-12  | SCREW -----                            | 2              |                |
| -15                  | NAS446-4-3  | NUT -----                              | 2              |                |
|                      |             | ---*---                                |                |                |
| -16                  | 0555180-5   | SEAL -----                             | 1              |                |
| -17                  | 0851700-14  | LUG -----                              | 1              |                |
| -18                  | 0555180-2   | BAFFLE ASSEMBLY-SIDE RH -----          | 1              |                |
|                      |             | ATTACHING PARTS -----                  |                |                |
| -19                  | S1021Z8-8   | SCREW -----                            | 2              |                |
| -20                  | NAS446-4-3  | NUT -----                              |                |                |
|                      |             | ---*---                                |                |                |
| -21                  | 0555180-5   | SEAL -----                             | 1              |                |
| -22                  | 0713019-33  | UNION -----                            | 1              |                |
|                      | 0851700-14  | LUG -----                              | 1              |                |
| -23                  | 0555179-1   | BAFFLE ASSEMBLY-FORWARD LH -----       | 1              | B              |
|                      | 0555179-9   | BAFFLE ASSEMBLY-FORWARD LH -----       | 1              | C              |
| -24                  | 0555179-2   | BAFFLE ASSEMBLY-FORWARD RH -----       | 1              | B              |
|                      | 0555179-12  | BAFFLE ASSEMBLY-FORWARD RH -----       | 1              | C              |
|                      |             | ATTACHING PARTS -----                  |                |                |
| -25                  | S1021Z8-8   | SCREW -----                            | 1              |                |
| -26                  | NAS446-4-3  | NUT -----                              | 1              |                |
|                      |             | ---*---                                |                |                |
| -27                  | 0555179-5   | SEAL-LH -----                          | 1              | B              |
|                      | 0555179-11  | SEAL-LH HORIZONTAL -----               | 1              | C              |
| -28                  | 0555179-6   | SEAL-RH -----                          | 1              | B              |
|                      | 0555179-14  | SEAL-RH -----                          | 1              | C              |
| -29                  | 0555179-8   | BRACKET -----                          | 1              |                |
| -30                  | 0555189-1   | BAFFLE ASSEMBLY-OIL SUMP -----         | 1              | B              |
|                      | 0555189-6   | BAFFLE ASSEMBLY-OIL SUMP -----         | 1              | C              |
|                      |             | ATTACHING PARTS -----                  |                |                |
| -31                  | S1021Z8-8   | SCREW -----                            | 4              |                |
| -32                  | NAS446-4-3  | NUT -----                              | 4              |                |
|                      |             | ---*---                                |                |                |
| -33                  | 0555189-5   | SEAL -----                             | 1              | B              |
|                      | 0555189-10  | SEAL -----                             | 1              | C              |
| -34                  | 0555189-3   | BRACE -----                            | 1              | B              |
|                      | 0555189-9   | BRACE -----                            | 1              | C              |
| -35                  | 0555189-4   | SEAL -----                             | 1              | B              |
|                      | 0555189-8   | SEAL -----                             | 1              | C              |
| -36                  | 0555175-3   | BAFFLE-INTER CYLINDER HEADS -----      | 4              |                |
|                      |             | ATTACHING PARTS -----                  |                |                |
| -37                  | S1021Z8-8   | SCREW -----                            | 1              |                |
| -38                  | NAS446-4-3  | NUT -----                              | 1              |                |
|                      |             | ---*---                                |                |                |
| -39                  | 0450209     | SUPPORT-INTER HEAD BAFFLE -----        | 4              |                |
| -40                  | 0450277-3   | FASTENER -----                         | 4              |                |

CONTINUED ON NEXT PAGE

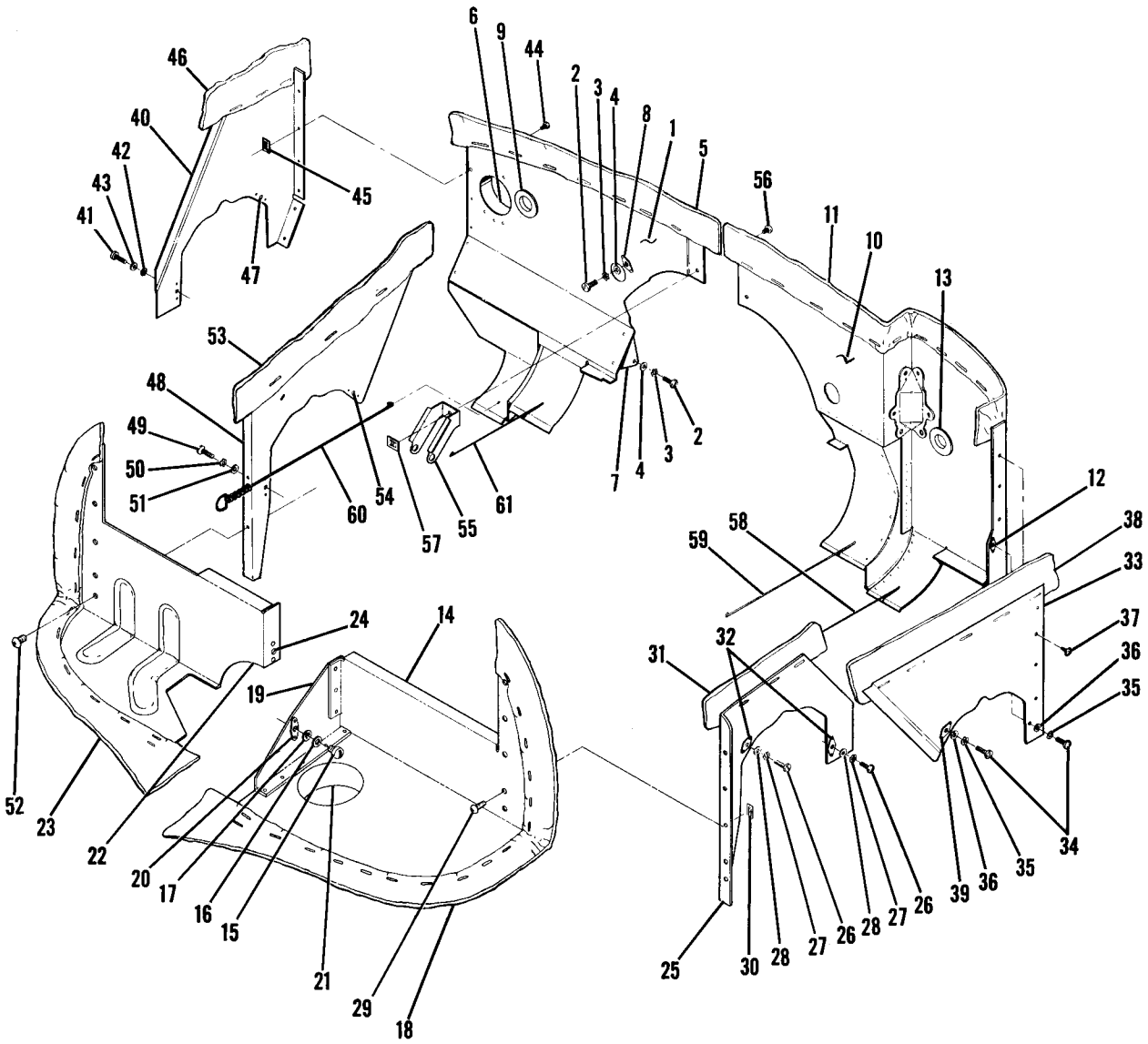
| FIGURE AND INDEX NO.  | PART NUMBER | DESCRIPTION  | UNITS PER ASSY | USABLE ON CODE |
|---|-------------|--|----------------|----------------|
|   |             |  |                |                |
| 133 -41   | 0555175-1   | BAFFLE-INTER CYLINDER HEADS -----                                | 4              |                |
| -42   | 0555174-7   | BAFFLE ASSEMBLY-INTER CYLINDER BARRELS -----                     | 2              |                |
| -43   | 0555174-8   | BAFFLE ASSEMBLY-INTER CYLINDER BARRELS -----                     | 2              |                |
| -44   | 0555174-9   | BAFFLE ASSEMBLY-INTER CYLINDER BARRELS -----<br>ATTACHING PARTS- | 2              |                |
| -45   | AN3-3A      | BOLT -----   | 2              |                |
| -46   | AN970-3     | WASHER -----   | 2              |                |
| -47   | AN3-24A     | BOLT -----   | 2              |                |
| -48   | 0750117-31  | SUPPORT -----<br>---*---   | 2              |                |
| -49   | NAS680A3    | NUTPLATE FORWARD & MIDDLE BAFFLES -----                          | 1              |                |
| -50   | NAS680A3    | NUTPLATE AFT BAFFLES -----                                       | 2              |                |
| -51   | 0509003-1   | UNION ASSEMBLY USED WITH FUEL STRAINER BLAST TUBE -----          | 1              | F              |
| <p>A---172 SERIAL 17249545 THRU 17256512<br/>                     F172 SERIAL F172-0001 THRU F17200804<br/>                     B---172 SERIAL 17249545 THRU 17253392<br/>                     F172 SERIAL F172-0001 THRU F172-0179<br/>                     C---172 SERIAL 17253393 THRU 17256512<br/>                     F172 SERIAL F172-0180 THRU F17200804<br/>                     D---172 SERIAL 17249545 THRU 17254892<br/>                     F172 SERIAL F172-0001 THRU F172-0319<br/>                     E---172 SERIAL 17254893 THRU 17256512<br/>                     F172 SERIAL F172-0320 THRU F17200804<br/>                     F---172 SERIAL 17252534 THRU 17256512</p> |             |  |                |                |





| FIGURE AND INDEX NO.   | PART NUMBER  | DESCRIPTION                               |   |   |   |   |   |   | UNITS PER ASSY | USABLE ON CODE |
|------------------------|--------------|---|---|---|---|---|---|---|----------------|----------------|
|                        |              | 1   | 2 | 3 | 4 | 5 | 6 | 7 |                |                |
| 134 -                  |              | BAFFLES INSTALLATION-ENGINE -----         |   |   |   |   |   |   | NP             | A              |
| - 1                    | 0555206-1    | BAFFLE ASSEMBLY-REAR RH -----             |   |   |   |   |   |   | 1              |                |
|                        |              | ATTACHING PARTS -----                     |   |   |   |   |   |   |                |                |
| - 2                    | AN500-416-10 | SCREW -----                               |   |   |   |   |   |   | 2              |                |
| - 3                    | AN936A416    | WASHER-LOCK -----                         |   |   |   |   |   |   | 2              |                |
| - 4                    | AN960-416    | WASHER -----                              |   |   |   |   |   |   | 2              |                |
|                        | S1021Z8-12   | SCREW -----                               |   |   |   |   |   |   | 1              |                |
|                        | NAS446-4-3   | NUT -----                                 |   |   |   |   |   |   | 1              |                |
|                        |              | -----*                                    |   |   |   |   |   |   |                |                |
| - 5                    | 0555206-4    | SEAL-BAFFLE -----                         |   |   |   |   |   |   | 1              |                |
| - 6                    | 0713019-33   | UNION -----                               |   |   |   |   |   |   | 1              |                |
| - 7                    | 1755016-1    | BRACKET -----                             |   |   |   |   |   |   | 1              |                |
| - 8                    | NAS463W416   | SHIM-ANCHOR NUT -----                     |   |   |   |   |   |   | 1              |                |
| - 9                    | MS35489-15   | GROMMET -----                             |   |   |   |   |   |   | 1              |                |
| -10                    | 0555207-1    | BAFFLE ASSEMBLY-REAR LH -----             |   |   |   |   |   |   | 1              |                |
| -11                    | 0555207-3    | SEAL-BAFFLE -----                         |   |   |   |   |   |   | 1              |                |
| -12                    | NAS463W416   | SHIM-ANCHOR NUT -----                     |   |   |   |   |   |   | 1              |                |
| -13                    | MS35489-15   | GROMMET -----                             |   |   |   |   |   |   | 1              |                |
| -14                    | 0555199-1    | BAFFLE ASSEMBLY-FORWARD VERTICAL LH ----- |   |   |   |   |   |   | 1              |                |
|                        |              | ATTACHING PARTS -----                     |   |   |   |   |   |   |                |                |
| -15                    | AN500-416-10 | SCREW -----                               |   |   |   |   |   |   | 2              |                |
| -16                    | AN936A416    | WASHER-LOCK -----                         |   |   |   |   |   |   | 2              |                |
| -17                    | AN960-416    | WASHER -----                              |   |   |   |   |   |   | 2              |                |
|                        |              | -----*                                    |   |   |   |   |   |   |                |                |
| -18                    | 0555199-5    | SEAL-BAFFLE -----                         |   |   |   |   |   |   | 1              |                |
| -19                    | 0555198-1    | SUPPORT ASSEMBLY -----                    |   |   |   |   |   |   | 1              |                |
| -20                    | NAS463416    | SHIM-ANCHOR NUT -----                     |   |   |   |   |   |   | 2              |                |
| -21                    | 0713019-33   | UNION -----                               |   |   |   |   |   |   | 1              |                |
| CONTINUED ON NEXT PAGE |              |   |   |   |   |   |   |   |                |                |

Engine (Cont)

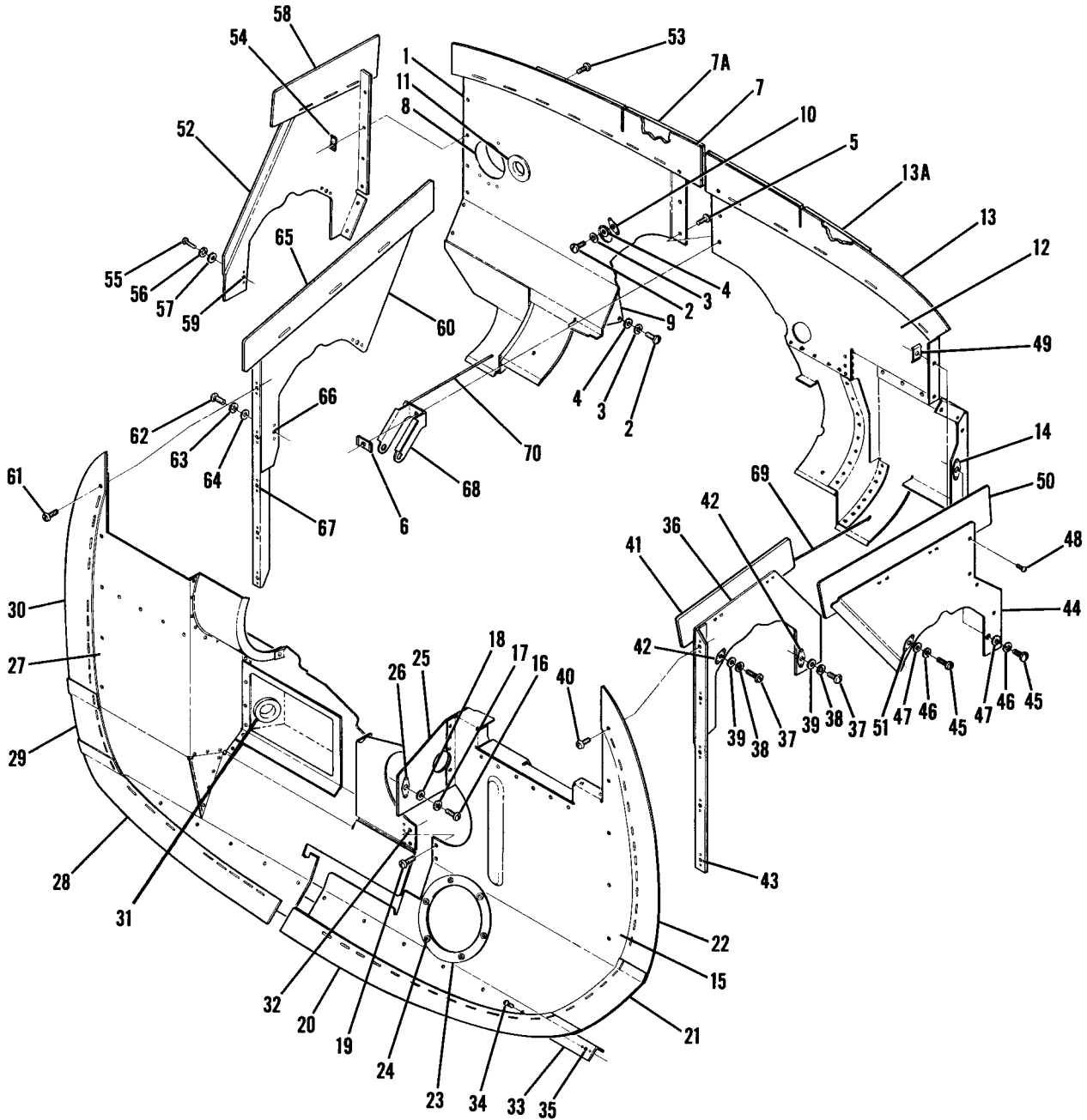


F172 SERIAL F17200805 THRU F17201034  
172 SERIAL 17256513 THRU 17261898

Figure 134. Engine Baffles Installation

| FIGURE AND INDEX NO. | PART NUMBER  | DESCRIPTION                                     | UNITS PER ASSY | USABLE ON CODE |
|----------------------|--------------|---|----------------|----------------|
|                      |              | <b>1 2 3 4 5 6 7</b>                            |                |                |
| 134 -22              | 0555199-2    | BAFFLE ASSEMBLY-FORWARD VERTICAL RH -----       | 1              |                |
|                      |              | ATTACHING PARTS -----                           |                |                |
|                      | AN500-416-10 | SCREW -----                                     | 1              |                |
|                      | AN936A416    | WASHER-LOCK -----                               | 1              |                |
|                      | AN960-416    | WASHER -----                                    | 1              |                |
|                      |              | -----*  |                |                |
| -23                  | 0555199-6    | SEAL-BAFFLE -----                               | 1              |                |
| -24                  | NAS463W416   | SHIM-ANCHOR NUT -----                           | 1              |                |
| -25                  | 0555205-1    | BAFFLE ASSEMBLY #2 CYLINDER -----               | 1              |                |
|                      |              | ATTACHING PARTS -----                           |                |                |
| -26                  | AN500-416-10 | SCREW -----                                     | 2              |                |
| -27                  | AN936A416    | WASHER-LOCK -----                               | 2              |                |
| -28                  | AN960-416    | WASHER -----                                    | 2              |                |
| -29                  | S1021Z8-12   | SCREW -----                                     | 9              |                |
| -30                  | NAS446-4-3   | NUT -----                                       | 9              |                |
|                      |              | -----*  |                |                |
| -31                  | 0555205-3    | SEAL-BAFFLE -----                               | 1              |                |
| -32                  | NAS463W416   | SHIM-ANCHOR NUT -----                           | 2              |                |
| -33                  | 0555202-1    | BAFFLE ASSEMBLY #4 CYLINDER -----               | 1              |                |
|                      |              | ATTACHING PARTS -----                           |                |                |
| -34                  | AN500-416-10 | SCREW -----                                     | 2              |                |
| -35                  | AN936A416    | WASHER-LOCK -----                               | 2              |                |
| -36                  | AN960-416    | WASHER -----                                    | 2              |                |
| -37                  | S1021Z8-12   | SCREW -----                                     | 4              |                |
|                      | NAS446-4-3   | NUT -----                                       | 4              |                |
|                      |              | -----*  |                |                |
| -38                  | 0555202-3    | SEAL-BAFFLE -----                               | 1              |                |
| -39                  | NAS463W416   | SHIM-ANCHOR NUT -----                           | 1              |                |
| -40                  | 0555204-1    | BAFFLE ASSEMBLY #3 CYLINDER WEU 0555204-5 ----- | 1              |                |
|                      | 0555204-5    | BAFFLE ASSEMBLY #3 CYLINDER -----               | 1              |                |
|                      |              | ATTACHING PARTS -----                           |                |                |
| -41                  | AN500-416-10 | SCREW -----                                     | 2              |                |
| -42                  | AN936A416    | WASHER-LOCK -----                               | 2              |                |
| -43                  | AN960-416    | WASHER -----                                    | 2              |                |
| -44                  | S1021Z8-12   | SCREW -----                                     | 6              |                |
| -45                  | NAS446-4-3   | NUT -----                                       | 6              |                |
|                      |              | -----*  |                |                |
| -46                  | 0555204-3    | SEAL-BAFFLE USED WITH 0555204-1 -----           | 1              |                |
|                      | 0555204-4    | SEAL-BAFFLE USED WITH 0555204-5 -----           | 1              |                |
| -47                  | NAS463W416   | SHIM-ANCHOR NUT -----                           | 2              |                |
| -48                  | 0555203-1    | BAFFLE ASSEMBLY #1 CYLINDER -----               | 1              |                |
|                      |              | ATTACHING PARTS -----                           |                |                |
| -49                  | AN500-416-10 | SCREW -----                                     | 2              |                |
| -50                  | AN936A416    | WASHER-LOCK -----                               | 2              |                |
| -51                  | AN960-416    | WASHER -----                                    | 2              |                |
| -52                  | S1021Z8-12   | SCREW -----                                     | 4              |                |
|                      | NAS446-4-3   | NUT -----                                       | 4              |                |
|                      |              | -----*  |                |                |
| -53                  | 0555203-3    | SEAL-BAFFLE -----                               | 1              |                |
| -54                  | NAS463W416   | SHIM-ANCHOR NUT -----                           | 2              |                |
| -55                  | 1755014-1    | BAFFLE SUPPORT-REAR VERTICAL -----              | 1              |                |
|                      |              | ATTACHING PARTS -----                           |                |                |
| -56                  | S1021Z8-12   | SCREW -----                                     | 1              |                |
| -57                  | NAS446-416   | NUT -----                                       | 1              |                |
|                      |              | -----*  |                |                |
| -58                  | 0450277-12   | FASTENER -----                                  | 1              |                |
| -59                  | 0450277-13   | FASTENER -----                                  | 1              |                |
| -60                  | 0450277-14   | FASTENER -----                                  | 1              |                |
| -61                  | 0450277-15   | FASTENER -----                                  | 1              |                |
|                      |              |   |                |                |
|                      |              | A---172 SERIAL 17256513 THRU 17261898           |                |                |
|                      |              | F172 SERIAL F17200805 THRU F17201034            |                |                |

Engine (Cont)



172 SERIAL 17261899 THRU 17263458  
F172 SERIAL F17201035 THRU F17201234

Figure 135. Engine Baffles Installation



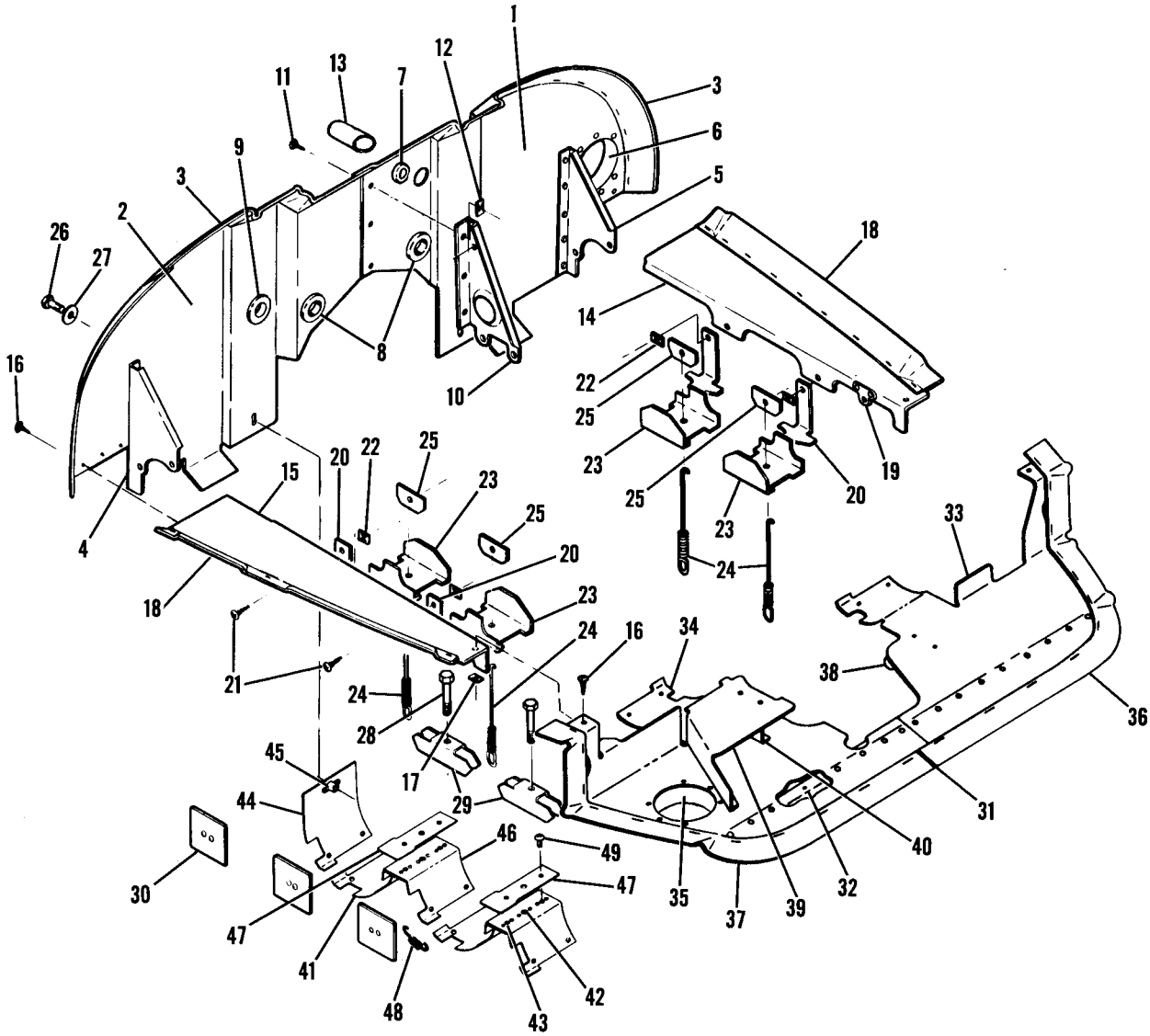
| FIGURE AND INDEX NO. | PART NUMBER             | DESCRIPTION   | UNITS PER ASSY | USABLE ON CODE |
|----------------------|-------------------------|---|----------------|----------------|
| 135 -                |                         | <b>1 2 3 4 5 6 7</b>  |                |                |
| - 1                  | 0555206-8<br>0555206-12 | BAFFLES INSTALLATION-ENGINE -----<br>BAFFLE ASSEMBLY-REAR RH WEU 0555206-12 -----<br>BAFFLE ASSEMBLY-REAR RH -----<br>ATTACHING PARTS | NP<br>1<br>1   | A<br>B<br>C    |
| - 2                  | AN500-416-10            | SCREW -----   | 2              |                |
| - 3                  | AN936A416               | WASHER-LOCK -----   | 2              |                |
| - 4                  | AN960-416               | WASHER -----  | 2              |                |
| - 5                  | S1021Z8-12              | SCREW -----   | 3              |                |
| - 6                  | NAS446-4-3              | NUT -----   | 3              |                |
| - 7                  | 0555211-5               | SEAL-BAFFLE -----   | 1              |                |
| - 7A                 | 0555206-11              | SEAL-BAFFLE -----   | 1              | C              |
| - 8                  | 0713019-33              | UNION -----   | 1              |                |
| - 9                  | 1755016-1               | BRACKET -----   | 1              |                |
| -10                  | NAS463W416              | SHIM-ANCHOR NUT -----   | 1              |                |
| -11                  | MS35489-15              | GROMMET -----   | 1              |                |
| -12                  | 0555211-1               | BAFFLE ASSEMBLY-REAR LH WEU 0555211-7 -----   | 1              | B              |
|                      | 0555211-7               | BAFFLE ASSEMBLY-REAR LH -----   | 1              | C              |
|                      | 0555211-5               | SEAL-BAFFLE -----   | 1              |                |
| -13A                 | 0555206-11              | SEAL-BAFFLE -----   | 1              | C              |
| -14                  | NAS463W416              | SHIM-ANCHOR NUT -----   | 1              |                |
|                      | MS35489-15              | GROMMET -----   | 1              |                |
| -15                  | 0555217-1               | BAFFLE ASSEMBLY-FORWARD VERTICAL LH -----<br>ATTACHING PARTS  | 1              |                |
| -16                  | AN500-416-10            | SCREW -----   | 2              |                |
| -17                  | AN936A416               | WASHER-LOCK -----   | 2              |                |
| -18                  | AN960-416               | WASHER -----  | 2              |                |
| -19                  | AN525-10R6              | SCREW -----   | 2              |                |
| -20                  | 0555217-3               | SEAL-BAFFLE LWR -----   | 1              |                |
| -21                  | 0555217-4               | SEAL-BAFFLE LH -----  | 1              |                |
| -22                  | 0555217-5               | SEAL-BAFFLE UPR -----   | 1              |                |
| -23                  | 0555217-6               | SEAL-BAFFLE -----   | 1              |                |
| -24                  | AN960-2                 | WASHER -----  | 6              |                |
| -25                  | 0555212-1               | SUPPORT ASSEMBLY -----  | 1              |                |
| -26                  | NAS463W416              | SHIM-ANCHOR NUT -----   | 2              |                |
| -27                  | 0555216-1               | BAFFLE ASSEMBLY-FORWARD VERTICAL RH -----   | 1              | D              |
|                      | 0555216-13              | BAFFLE ASSEMBLY-FORWARD VERTICAL RH -----   | 1              | E              |
|                      | 0555216-7               | SEAL-BAFFLE LWR -----   | 1              |                |
| -28                  | 0555216-6               | SEAL-BAFFLE RH -----  | 1              |                |
| -29                  | 0555216-5               | SEAL-BAFFLE UPR -----   | 1              |                |
| -30                  | 0555216-5               | SEAL-BAFFLE UPR -----   | 1              |                |
| -31                  | MS35489-15              | GROMMET -----   | 1              |                |
| -32                  | NAS1067A3               | NUTPLATE -----  | 2              |                |
| -33                  | 0555216-8               | SUPPORT ASSEMBLY-FORWARD VERTICAL BAFFLES -----<br>ATTACHING PARTS  | 1              |                |
| -34                  | AN525-832R6             | SCREW -----   | 10             |                |
| -35                  | NAS697A08               | NUTPLATE -----  | 10             |                |
| -36                  | 0555214-1               | BAFFLE ASSEMBLY-LH #2 CYLINDER -----<br>ATTACHING PARTS   | 1              |                |
| -37                  | AN500-416-10            | SCREW -----   | 2              |                |
| -38                  | AN936A416               | WASHER-LOCK -----   | 2              |                |
| -39                  | AN960-416               | WASHER -----  | 2              |                |
| -40                  | AN525-832R6             | SCREW -----   | 5              |                |
| -41                  | 0555214-4               | SEAL-BAFFLE -----   | 1              |                |
| -42                  | NAS463W416              | SHIM-ANCHOR NUT -----   | 2              |                |
| -43                  | NAS697A08               | NUTPLATE -----  | 5              |                |

CONTINUED ON NEXT PAGE

| FIGURE AND INDEX NO. | PART NUMBER  | DESCRIPTION   |   |   |   |   |   |   | UNITS PER ASSY | USABLE ON CODE |
|----------------------|--------------|---|---|---|---|---|---|---|----------------|----------------|
|                      |              | 1   | 2 | 3 | 4 | 5 | 6 | 7 |                |                |
| 135 -44              | 0555215-1    | BAFFLE ASSEMBLY-LH #4 CYLINDER -----  |   |   |   |   |   |   | 1              |                |
|                      |              | ATTACHING PARTS -----   |   |   |   |   |   |   |                |                |
| -45                  | AN500-416-10 | SCREW -----   |   |   |   |   |   |   | 2              |                |
| -46                  | AN936A416    | WASHER-LOCK -----   |   |   |   |   |   |   | 2              |                |
| -47                  | AN960-416    | WASHER -----  |   |   |   |   |   |   | 2              |                |
| -48                  | S1021Z8-12   | SCREW -----   |   |   |   |   |   |   | 4              |                |
| -49                  | NAS446-4-3   | NUT -----   |   |   |   |   |   |   | 4              |                |
|                      |              | ---*---   |   |   |   |   |   |   |                |                |
| -50                  | 0555215-3    | SEAL-BAFFLE -----   |   |   |   |   |   |   | 1              |                |
| -51                  | NAS463W416   | SHIM-ANCHOR NUT -----   |   |   |   |   |   |   | 1              |                |
| -52                  | 0555204-5    | BAFFLE ASSEMBLY-RH #3 CYLINDER -----  |   |   |   |   |   |   | 1              |                |
|                      |              | ATTACHING PARTS -----   |   |   |   |   |   |   |                |                |
| -53                  | S1021Z8-12   | SCREW -----   |   |   |   |   |   |   | 6              |                |
| -54                  | NAS446-4-3   | NUT -----   |   |   |   |   |   |   | 6              |                |
| -55                  | AN500-416-10 | SCREW -----   |   |   |   |   |   |   | 2              |                |
| -56                  | AN936A416    | WASHER-LOCK -----   |   |   |   |   |   |   | 2              |                |
| -57                  | AN960-416    | WASHER -----  |   |   |   |   |   |   | 2              |                |
|                      |              | ---*---   |   |   |   |   |   |   |                |                |
| -58                  | 0555204-4    | SEAL-BAFFLE -----   |   |   |   |   |   |   | 1              |                |
| -59                  | NAS463W416   | SHIM-ANCHOR NUT -----   |   |   |   |   |   |   | 2              |                |
| -60                  | 0555213-1    | BAFFLE ASSEMBLY-RH #1 CYLINDER -----  |   |   |   |   |   |   | 1              |                |
|                      |              | ATTACHING PARTS -----   |   |   |   |   |   |   |                |                |
| -61                  | AN525-832R6  | SCREW -----   |   |   |   |   |   |   | 5              |                |
| -62                  | AN500-416-10 | SCREW -----   |   |   |   |   |   |   | 2              |                |
| -63                  | AN936A416    | WASHER-LOCK -----   |   |   |   |   |   |   | 2              |                |
| -64                  | AN960-416    | WASHER -----  |   |   |   |   |   |   | 2              |                |
|                      |              | ---*---   |   |   |   |   |   |   |                |                |
| -65                  | 0555213-4    | SEAL-BAFFLE -----   |   |   |   |   |   |   | 1              |                |
| -66                  | NAS463W416   | SHIM-ANCHOR NUT -----   |   |   |   |   |   |   | 2              |                |
| -67                  | NAS697A08    | NUTPLATE -----  |   |   |   |   |   |   | 5              |                |
| -68                  | 2055008-1    | BAFFLE SUPPORT-REAR VERTICAL -----  |   |   |   |   |   |   | 1              |                |
| -69                  | 0450227-12   | FASTENER-LH -----   |   |   |   |   |   |   | 1              |                |
| -70                  | 0450227-15   | FASTENER-RH -----   |   |   |   |   |   |   | 1              |                |
|                      |              | A---172 SERIAL 17261899 THRU 17263458<br>F172 SERIAL F17201035 THRU F17201234   |   |   |   |   |   |   |                |                |
|                      |              | B---172 SERIAL 17261899 THRU 17261960   |   |   |   |   |   |   |                |                |
|                      |              | C---172 SERIAL 17261961 THRU 17263458<br>F172 SERIAL F17201035 THRU F17201234   |   |   |   |   |   |   |                |                |
|                      |              | D---172 SERIAL 17261899 THRU 17262571<br>17262573 THRU 17262604<br>17262606 THRU 17262612<br>F172 SERIAL F17201035 THRU F17201224 |   |   |   |   |   |   |                |                |
|                      |              | E---172 SERIAL 17262572, 17262605,<br>17262613 THRU 17263458<br>F172 SERIAL F17201224 THRU F17201234                              |   |   |   |   |   |   |                |                |

This page intentionally left blank.

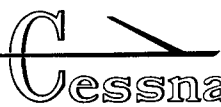
Engine (Cont)



**P172 SERIAL P17257120 THRU P17257188**

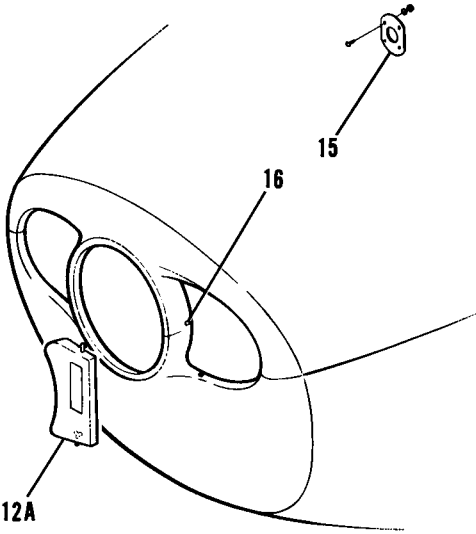
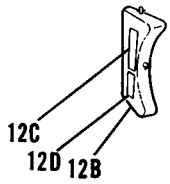
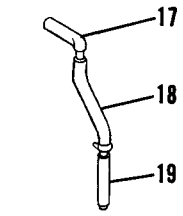
Figure 136. Engine Baffles Installation



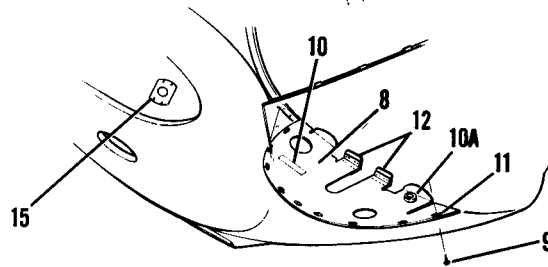


| FIGURE AND INDEX NO. | PART NUMBER | DESCRIPTION   | UNITS PER ASSY | USABLE ON CODE |
|----------------------|-------------|---|----------------|----------------|
| 136 -                |             | <b>1 2 3 4 5 6 7</b>  |                |                |
| - 1                  | 0555169-15  | BAFFLE INSTALLATION-ENGINE -----  | NP             | A              |
| - 2                  | 0555169-16  | BAFFLE ASSEMBLY-REAR VERTICAL LH -----  | 1              |                |
| - 3                  | 0555169-5   | BAFFLE ASSEMBLY-REAR VERTICAL RH -----  | 1              |                |
| - 4                  | 0555181-6   | SEAL-OUTBOARD -----   | 2              |                |
| - 5                  | 0555181-5   | SUPPORT-RH -----  | 1              |                |
| - 6                  | 0713019-33  | SUPPORT-LH -----  | 1              |                |
| - 7                  | MS35489-11  | UNION-LH -----  | 1              |                |
| - 8                  | MS35489-22  | GROMMET -----   | 1              |                |
| - 9                  | MS35489-20  | GROMMET -----   | 1              |                |
| -10                  | 0555171-1   | GROMMET-RH -----  | 1              |                |
|                      |             | BRACKET-REAR VERTICAL BAFFLE -----  | 1              |                |
|                      |             | ATTACHING PARTS   |                |                |
| -11                  | S1021A8-6   | SCREW -----   | 3              |                |
| -12                  | NAS446-4-3  | NUT -----   | 3              |                |
|                      |             | ---*---   |                |                |
| -13                  | 0555162-1   | BLAST TUBE-GENERATOR -----  | 1              |                |
| -14                  | 0555180-1   | BAFFLE ASSEMBLY-SIDE LH -----   | 1              |                |
| -15                  | 0555180-6   | BAFFLE ASSEMBLY-SIDE RH -----   | 1              |                |
|                      |             | ATTACHING PARTS   |                |                |
| -16                  | S1021Z8-6   | SCREW -----   | 3              |                |
| -17                  | NAS446-4-3  | NUT -----   | 3              |                |
|                      |             | ---*---   |                |                |
| -18                  | 0555180-5   | SEAL -----  | 1              |                |
| -19                  | 0851700-14  | LUG -----   | 1              |                |
| -20                  | 0555175-3   | BAFFLE-INTER CYLINDER HEADS -----   | 4              |                |
|                      |             | ATTACHING PARTS   |                |                |
| -21                  | S1021A8-6   | SCREW -----   | 1              |                |
| -22                  | NAS446-4-3  | NUT -----   | 1              |                |
|                      |             | ---*---   |                |                |
| -23                  | 0555175-1   | BAFFLE-INTER CYLINDER HEADS -----   | 4              |                |
| -24                  | 0450277-3   | FASTENER -----  | 4              |                |
| -25                  | 0450209     | SUPPORT-INTER HEAD BAFFLE -----   | 4              |                |
| -26                  | AN3-3A      | BOLT -----  | 2              |                |
| -27                  | AN970-3     | WASHER -----  | 2              |                |
| -28                  | AN3-26A     | BOLT -----  | 4              |                |
| -29                  | 0750117-31  | SUPPORT -----   | 4              |                |
| -30                  | 0750121     | DEFLECTOR ASSEMBLY -----  | 6              |                |
| -31                  | 0555167-10  | BAFFLE ASSEMBLY-FORWARD -----   | 1              |                |
| -32                  | 0555167-2   | ANGLE -----   | 1              |                |
| -33                  | 0555167-11  | BAFFLE-LH -----   | 1              |                |
| -34                  | 0555167-12  | BAFFLE-RH -----   | 1              |                |
| -35                  | 0713019-33  | UNION -----   | 1              |                |
| -36                  | 0555167-5   | SEAL-LH -----   | 1              |                |
| -37                  | 0555167-6   | SEAL-RH -----   | 1              |                |
| -38                  | 0555167-7   | BRACKET -----   | 2              |                |
| -39                  | 0555167-13  | GUIDE -----   | 1              |                |
| -40                  | 0555167-14  | BRACKET -----   | 1              |                |
|                      | 0555190-1   | BAFFLE ASSEMBLY-INTER CYLINDER BARRELS LH -----                                     | 1              |                |
|                      | 0555190-2   | BAFFLE ASSEMBLY-INTER CYLINDER BARRELS RH -----                                     | 1              |                |
| -41                  | 0555190-5   | BAFFLE ASSEMBLY-LH -----  | 2              |                |
|                      | 0555190-6   | BAFFLE ASSEMBLY-RH -----  | 2              |                |
| -42                  | NAS680A3    | NUTPLATE -----  | 1              |                |
| -43                  | NAS680A08   | NUTPLATE -----  | 2              |                |
| -44                  | 0555190-3   | BAFFLE ASSEMBLY-LH -----  | 1              |                |
|                      | 0555190-4   | BAFFLE ASSEMBLY-RH -----  | 1              |                |
| -45                  | NAS697A3    | NUTPLATE -----  | 1              |                |
| -46                  | 0555190-11  | BAFFLE-LH -----   | 2              |                |
|                      | 0555190-12  | BAFFLE-RH -----   | 2              |                |
| -47                  | 0555190-13  | BAFFLE -----  | 2              |                |
| -48                  | 0555191-1   | SPRING -----  | 6              |                |
| -49                  | AN515-8-8   | SCREW -----   | 4              |                |
|                      |             | A---P172 SERIAL P17257120 THRU P17257188<br>FP172 SERIAL FP172-0001 THRU FP172-0003 |                |                |

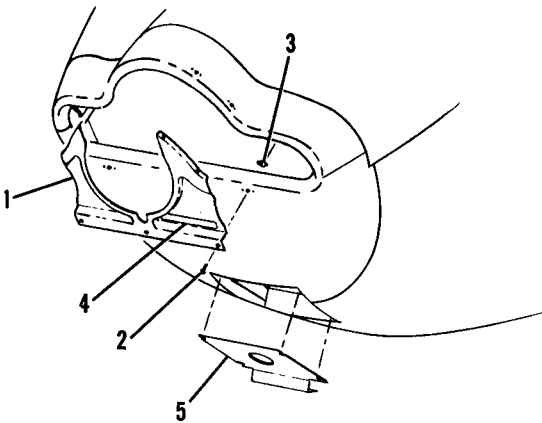
Winterization



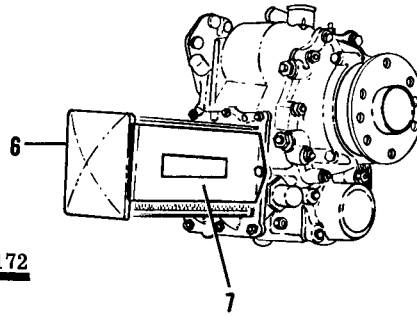
17259224 THRU 17263458  
F17200755 THRU F17201234



17249545 THRU 17259223  
F172-0001 THRU F17200754



MODEL 172

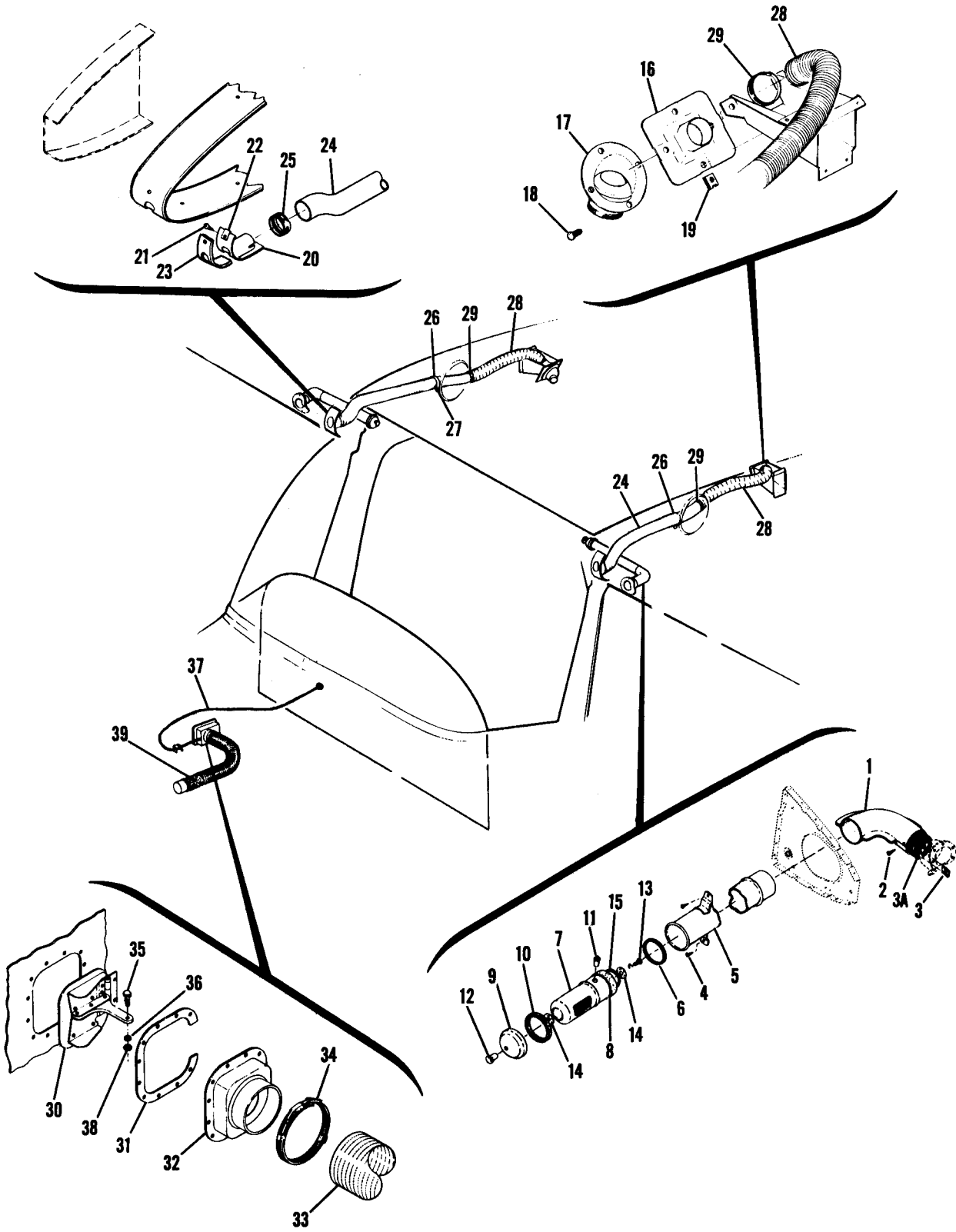


MODEL P172

Figure 137. Winterization Equipment

| FIGURE AND INDEX NO. | PART NUMBER | DESCRIPTION  | UNITS PER ASSY | USABLE ON CODE |
|----------------------|-------------|--|----------------|----------------|
|                      |             | <b>1 2 3 4 5 6 7</b>   |                |                |
| 137 -                |             | WINTERIZATION EQUIPMENT -----  | NP             | A              |
|                      |             | EQUIPMENT INSTALLATION-WINTERIZATION -----   | NP             | B              |
| - 1                  | 0552009-6   | COVER ASSEMBLY -----   | 1              |                |
|                      |             | ATTACHING PARTS -----  |                |                |
| - 2                  | S102128-6   | SCREW -----  | 7              |                |
| - 3                  | S1863-3     | NUTPLATE TIN -----   | 7              |                |
|                      |             | -----*   |                |                |
| - 4                  | 0552110-3   | PLACARD -----  | 1              |                |
| - 5                  | 0552009-2   | PLATE ASSEMBLY-AIR FILTER COVER -----  | 1              |                |
|                      | 0552110-3   | PLACARD -----  | 1              |                |
| - 6                  | 0552009-8   | PLATE ASSEMBLY-OIL COOLER COVER -----  | 1              |                |
| - 7                  | 0552110-3   | PLACARD -----  | 1              |                |
|                      | 0700319-13  | PLACARD WHEN EXHAUSTED USE 0505009-2 -----   | 1              | H              |
|                      | 0505009-2   | PLACARD-WINTERIZATION -----  | 1              | J              |
|                      |             | EQUIPMENT INSTALLATION-WINTERIZATION -----   | 1              | C              |
| - 8                  | 0552011-2   | PLATE ASSEMBLY-WINTERIZATION -----   | 1              | D              |
|                      | 0552011-6   | PLATE ASSEMBLY-WINTERIZATION -----   | 1              | E              |
|                      | 0552117-1   | PLATE ASSEMBLY-WINTERIZATION -----   | 1              | G              |
|                      |             | ATTACHING PARTS -----  |                |                |
| - 9                  | S102128-6   | SCREW -----  | 9              |                |
|                      |             | -----*   |                |                |
| -10                  | 0552110-3   | PLACARD-WINTERIZATION -----  | 1              |                |
| -10A                 | S1050-1     | GROMMET 3.15 IN LG 8KI REF S1050-1-3.15 -----  | 1              | G              |
| -11                  | S1863-3     | NUTPLATE -----   | 9              |                |
| -12                  | 0552011-4   | RUB STRIP -----  | 2              |                |
| -12A                 | 0552132-1   | COVER ASSEMBLY-LH -----  | 1              | L              |
| -12B                 | 0552132-2   | COVER ASSEMBLY-RH -----  | 1              | L              |
| -12C                 | 0552110-3   | PLACARD-WINTERIZATION -----  | 1              | N              |
|                      | 0552110-3   | PLACARD-WINTERIZATION -----  | 1              | P              |
| -12D                 | 0552154-1   | PLACARD-WINTERIZATION -----  | 1              | Q              |
| -13                  | 0556014-2   | TUBE ASSEMBLY-INSULATION -----   | 1              | F              |
| -14                  | 0556014-6   | TUBE-INSULATION -----  | 1              | F              |
| -15                  | 0552118-1   | COVER PLATE -----  | 1              | M              |
|                      |             | ATTACHING PARTS -----  |                |                |
|                      | AN525-10R6  | SCREW -----  | 1              |                |
|                      | AN960-10L   | WASHER -----   | 1              |                |
|                      | MS21045L3   | NUT -----  | 1              |                |
|                      |             | -----*   |                |                |
| -16                  | 212-12      | RECEPTACLE CLC -----   | 6              | L              |
|                      | 0505009-3   | PLACARD-WINTERIZATION LOCATED ON INSTRUMENT PANEL -----  | 1              | L              |
| -17                  | 0552011-11  | INSULATION-BREATHER HOSE -----   | 1              | K              |
| -18                  | 0552011-12  | INSULATION-BREATHER TUBE -----   | 1              | K              |
| -19                  | 0552011-13  | INSULATION-BREATHER TUBE -----   | 1              | K              |
|                      |             | <br>A---172 SERIAL 17249545 THRU 17263458<br>F172 SERIAL F172-0001 THRU F17201234<br>P172 SERIAL P17257120 THRU P17257188<br>FP172 SERIAL FP172-0001 THRU FP172-0003<br>B---P172 SERIAL P17257120 THRU P17257188<br>FP172 SERIAL FP172-0001 THRU FP172-0003<br>C---172 SERIAL 17249545 THRU 17263458<br>F172 SERIAL F172-0001 THRU F17201234<br>D---172 SERIAL 17249545 THRU 17254892<br>F172 SERIAL F172-0001 THRU F172-0319<br>E---172 SERIAL 17254893 THRU 17256512<br>F172 SERIAL F172-0320 THRU F17200804<br>F---172 SERIAL 17249545 THRU 17256512<br>F172 SERIAL F172-0001 THRU F17200804<br>G---172 SERIAL 17256513 THRU 17259904<br>F172 SERIAL F172-0001 THRU F17201234<br>H---172 SERIAL 17249545 THRU 17258037<br>F172 SERIAL F172-0001 THRU F172-0619<br>J---172 SERIAL 17258038 THRU 17259903<br>F172 SERIAL F172-0620 THRU F17200804<br>K---172 SERIAL 17257195 THRU 17263458<br>F172 SERIAL F17200805 THRU F17201234<br>L---172 SERIAL 17259904 THRU 17263458<br>F172 SERIAL F17200805 THRU F17201234<br>M---172 SERIAL 17256513 THRU 17263458<br>F172 SERIAL F172-0001 THRU F17201234<br>N---172 SERIAL 17259904 THRU 17261898<br>F172 SERIAL F17200805 THRU F17201034<br>P---172 SERIAL 17261899 THRU 17263458<br>F172 SERIAL F17201035 THRU F17201234<br>Q---172 SERIAL 17262870 THRU 17263458 |                |                |

Ventilation System



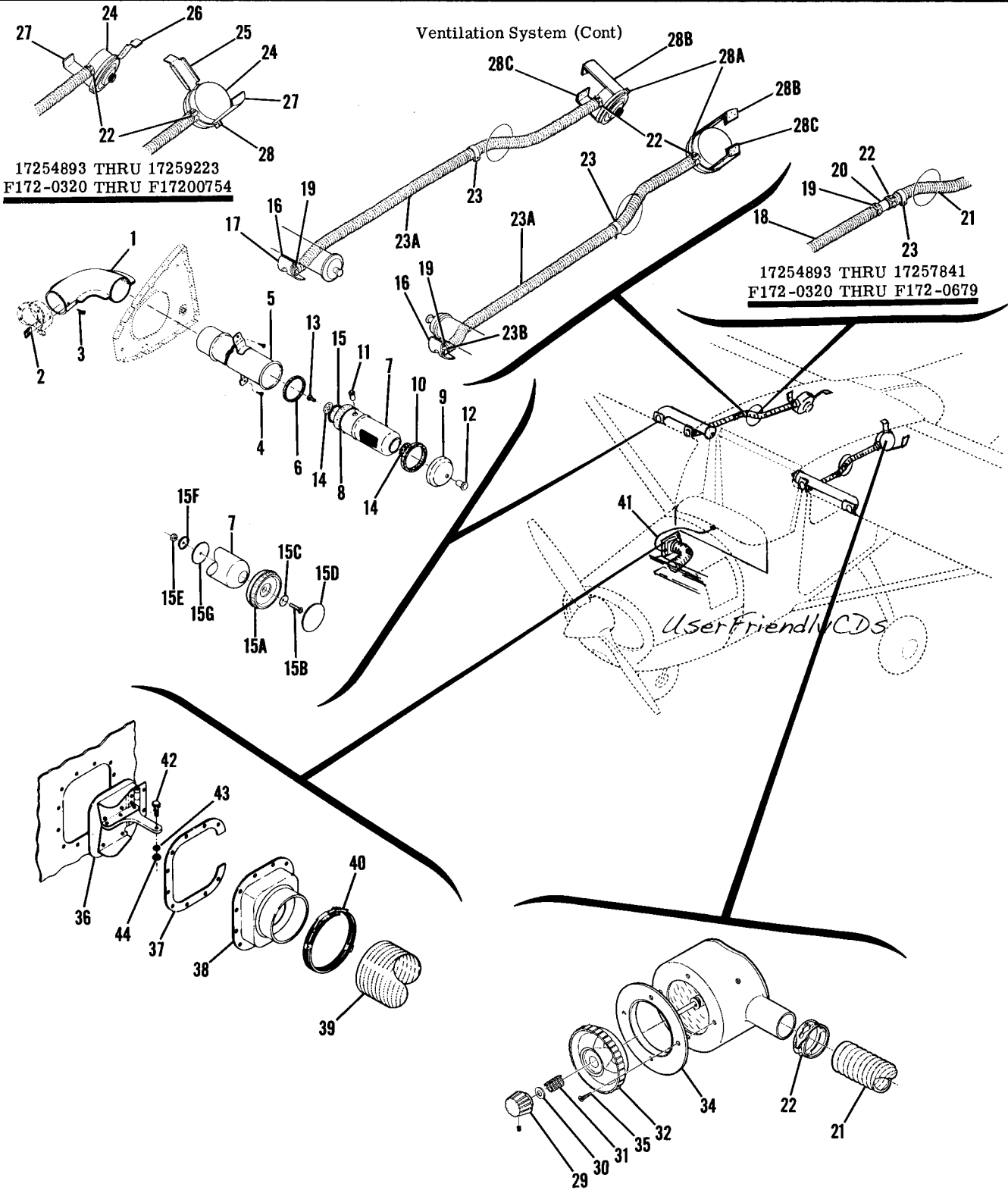
172 SERIAL 17249545 THRU 17254892

Figure 138. Cabin Ventilation System Installation



| FIGURE AND INDEX NO. | PART NUMBER | DESCRIPTION  | UNITS PER ASSY | USABLE ON CODE |
|----------------------|-------------|--|----------------|----------------|
|                      |             | <b>1 2 3 4 5 6 7</b>                                 |                |                |
| 138 -                |             | CABIN VENTILATION SYSTEM INSTALLATION -----          | NP             | B              |
| - 1                  | 0413233     | ELBOW ASSEMBLY-CABIN AIR VENT -----                  | 2              |                |
|                      |             | ATTACHING PARTS -----                                |                |                |
| - 2                  | S102128-6   | SCREW -----  | 1              |                |
| - 3                  | NAS446-4-3  | NUTPLATE -----                                       | 1              |                |
|                      |             | -----*   |                |                |
| - 3A                 | 1200018-1   | ELEMENT -----  | 2              |                |
|                      | 0413163-23  | OUTLET ASSEMBLY LH -----                             | 1              |                |
|                      | 0413163-24  | OUTLET ASSEMBLY RH -----                             | 1              |                |
|                      |             | ATTACHING PARTS -----                                |                |                |
| - 4                  | S102128-6   | SCREW -----  | 2              |                |
|                      |             | -----*   |                |                |
| - 5                  | 0413163-8   | TUBE ASSEMBLY LH -----                               | 1              |                |
|                      | 0413163-9   | TUBE ASSEMBLY RH -----                               | 1              |                |
| - 6                  | 0413163-7   | SEAL -----   | 1              |                |
| - 7                  | 0413163-18  | OUTLET ASSEMBLY -----                                | 1              |                |
| - 8                  | 0413163-43  | SEAL -----   | 1              |                |
|                      | 0413163-11  | CAP ASSEMBLY-AIR OUTLET -----                        | 1              |                |
| - 9                  | 0413257     | CAP -----  | 1              |                |
| -10                  | S1441-2     | SEAL-CAP 6.56 IN LG BULK ITEM REF S1441-2-6.56 ----- | 1              |                |
| -11                  | 0413203     | CATCH-BULLET -----                                   | 2              |                |
| -12                  | 0713303-2   | KNOB-CAP -----                                       | 1              |                |
|                      |             | ATTACHING PARTS -----                                |                |                |
| -13                  | AN515-8R8   | SCREW -----  | 1              |                |
| -14                  | 0413228     | WASHER -----   | 2              |                |
|                      | AN936A8     | WASHER -----   | 1              |                |
|                      | NAS43DU3-5  | SPACER -----   | 1              |                |
| -15                  | 0413347-1   | WASHER -----   | 1              |                |
|                      |             | -----*   |                |                |
|                      |             | REAR SEAT VENTS INSTALLATION -----                   | NP             |                |
| -16                  | 0700327-1   | ADAPTER-AIR VENT -----                               | 2              |                |
| -17                  | S1646-1     | VALVE-VENT -----                                     | 2              |                |
|                      |             | ATTACHING PARTS -----                                |                |                |
| -18                  | S102126-10C | SCREW -----  | 8              |                |
| -19                  | A1793-6Z-3  | NUT TIN -----  | 8              |                |
|                      |             | -----*   |                |                |
| -20                  | 0700325-1   | ADAPTER -----  | 2              |                |
|                      |             | ATTACHING PARTS -----                                |                |                |
| -21                  | S102228-8   | SCREW -----  | 2              |                |
| -22                  | NAS396-6-3  | NUT -----  | 2              |                |
|                      |             | -----*   |                |                |
| -23                  | 0700322-4   | SEAL-AIR VENT -----                                  | 2              |                |
| -24                  | 0700324-1   | TUBE-REAR AIR VENT -----                             | 2              |                |
|                      |             | ATTACHING PARTS -----                                |                |                |
| -25                  | NAS397-18   | CLAMP -----  | 2              |                |
| -26                  | AN742D16    | CLAMP -----  | 2              |                |
| -27                  | NAS395-19-3 | NUT -----  | 2              |                |
|                      | S102128-10  | SCREW -----  | 2              |                |
|                      |             | -----*   |                |                |
| -28                  | S1053E8T    | HOSE 18.0 IN LG BULK ITEM REF S-1053E8T-18.0 -----   | 2              |                |
|                      |             | ATTACHING PARTS -----                                |                |                |
| -29                  | NAS397-16   | CLAMP -----  | 4              |                |
|                      |             | -----*   |                |                |
|                      |             | OUTSIDE AIR VENT INSTALLATION -----                  | NP             |                |
| -30                  | 0713135-2   | DOOR ASSEMBLY-SIDE AIR VENT -----                    | 1              |                |
| -31                  | 0713140-1   | SEAL -----   | 1              |                |
| -32                  | 0713139-1   | INLET -----  | 1              |                |
| -33                  | S1053E24T   | HOSE 15 IN LG BULK ITEM REF S-1053E24T15.0 -----     | 1              |                |
| -34                  | NAS398-50   | CLAMP -----  | 2              |                |
| -35                  | 0450311-5   | CLAMP -----  | 1              |                |
| -36                  | AN960-10L   | WASHER -----   | 1              |                |
| -37                  | S1239-7     | CONTROL-CABIN AIR -----                              | 1              |                |
| -38                  | MS21044N3   | NUT -----  | 1              |                |
| -39                  | AN742D48    | CLAMP -----  | 1              | A              |
|                      |             | ATTACHING PARTS -----                                |                |                |
|                      | S1021210-8  | SCREW -----  | 1              | A              |
|                      | NAS446-5-3  | NUT -----  | 1              | A              |
|                      |             | -----*   |                |                |
|                      |             | A---172 SERIAL 17249545 THRU 17250572                |                |                |
|                      |             | F172 SERIAL F172-0001 THRU F172-0018                 |                |                |
|                      |             | P172 SERIAL P17257120 THRU P17257188                 |                |                |
|                      |             | FP172 SERIAL FP172-0001 THRU FP172-0003              |                |                |
|                      |             | B---172 SERIAL 17249545 THRU 17254892                |                |                |
|                      |             | F172 SERIAL F172-0001 THRU F172-0319                 |                |                |
|                      |             | P172 SERIAL P17257120 THRU P17257188                 |                |                |
|                      |             | FP172 SERIAL FP172-0001 THRU FP172-0003              |                |                |

Ventilation System (Cont)



| FIGURE AND INDEX NO. | PART NUMBER    | DESCRIPTION  | UNITS PER ASSY | USABLE ON CODE |
|----------------------|----------------|--|----------------|----------------|
| 139 -                |                | CABIN VENTILATION SYSTEM INSTALLATION -----        | NP             | A              |
| - 1                  | 0413233        | ELBOW ASSEMBLY-CABIN AIR VENT -----                | 2              |                |
|                      |                | ATTACHING PARTS -----                              |                |                |
| - 2                  | S1021Z8-6      | SCREW -----  | 1              |                |
| - 3                  | NAS446-4-3     | NUTPLATE -----                                     | 1              |                |
|                      |                | -----*   |                |                |
|                      | 0413163-24     | OUTLET ASSEMBLY-RH -----                           | 1              | D              |
|                      | 0413163-202    | OUTLET ASSEMBLY-RH -----                           | 1              | N              |
|                      | 0413163-208    | OUTLET ASSEMBLY-RH -----                           | 1              | P              |
|                      | 0413163-23     | OUTLET ASSEMBLY-LH -----                           | 1              | D              |
|                      | 0413163-201    | OUTLET ASSEMBLY-LH -----                           | 1              | N              |
|                      | 0413163-207    | OUTLET ASSEMBLY-LH -----                           | 1              | P              |
|                      |                | ATTACHING PARTS -----                              |                |                |
| - 4                  | S1021Z8-6      | SCREW -----  | 2              |                |
|                      |                | -----*   |                |                |
| - 5                  | 0413163-9      | TUBE ASSEMBLY-RH -----                             | 1              | Q              |
|                      | 0513263-4      | TUBE ASSEMBLY-RH -----                             | 1              | P              |
|                      | 0413163-8      | TUBE ASSEMBLY-LH -----                             | 1              | Q              |
|                      | 0513263-1      | TUBE ASSEMBLY-LH -----                             | 1              | P              |
| - 6                  | 0413163-7      | SEAL -----   | 1              |                |
| - 7                  | 0413163-18     | OUTLET ASSEMBLY -----                              | 1              |                |
| - 8                  | 0413163-43     | SEAL -----   | 1              |                |
|                      | 0413163-11     | CAP ASSEMBLY-AIR OUTLET -----                      | 1              | D              |
| - 9                  | 0413257        | CAP -----  | 1              | D              |
| -10                  | S1441-2        | SEAL 6.56 IN LG BULK ITEM REF S1441-2-6.56 -----   | 1              | D              |
| -11                  | 0413203        | CATCH-BULLET WEU S2024-1 -----                     | 2              | H              |
|                      | S2024-1        | CATCH-BULLET -----                                 | 2              | J              |
| -12                  | 0713303-2      | KNOB-CAP -----                                     | 1              | D              |
|                      |                | ATTACHING PARTS -----                              |                |                |
| -13                  | AN515-8R8      | SCREW -----  | 1              | D              |
| -14                  | 0413228        | WASHER -----                                       | 2              | D              |
|                      | AN936A8        | WASHER -----                                       | 1              | D              |
|                      | NAS43DD3-5     | SPACER -----                                       | 1              | D              |
| -15                  | 0413347-1      | WASHER -----                                       | 1              | D              |
|                      |                | -----*   |                |                |
| -15A                 | S1834-1        | KNOB -----   | 1              | E              |
| -15B                 | AN507-1032R12  | SCREW -----  | 1              | E              |
| -15C                 | S290D1032      | WASHER -----                                       | 1              | E              |
| -15D                 | S1834-2        | INSERT -----                                       | 1              | E              |
| -15E                 | MS21045L3      | NUT -----  | 1              | E              |
| -15F                 | 0413228        | WASHER -----                                       | 1              | E              |
| -15G                 | S1450-5A24-040 | WASHER -----                                       | 1              | E              |
|                      |                | AIR VENT INSTALLATION-REAR SEAT -----              | NP             |                |
| -16                  | 0700325-2      | ADAPTER ASSEMBLY -----                             | 2              | Q              |
|                      | 0501030-1      | ADAPTER ASSEMBLY -----                             | 2              | P              |
|                      |                | ATTACHING PARTS -----                              |                |                |
|                      | S1022Z8-8      | SCREW -----  | 2              |                |
|                      | NAS696-6-3     | NUT -----  | 2              |                |
|                      |                | -----*   |                |                |
| -17                  | 0700322-4      | SEAL-AIR VENT ADAPTER -----                        | 2              |                |
| -18                  | S1053E8T       | HOSE 18.50 IN LG BULK ITEM REF S1053E8T18.50 ----- | 2              | F              |
|                      |                | ATTACHING PARTS -----                              |                |                |
| -19                  | NAS397-18      | CLAMP -----  | 2              | F              |
|                      |                | -----*   |                |                |
| -20                  | 0700626-1      | TUBE -----   | 2              | F              |
| -21                  | S1053E8T       | HOSE 13.00 IN LG BULK ITEM REF S1053E8T13.00 ----- | 2              | F              |
|                      |                | ATTACHING PARTS -----                              |                |                |
| -22                  | NAS397-18      | CLAMP -----  | 2              |                |
| -23                  | AN742D16       | CLAMP -----  | 2              |                |
|                      | NAS395-19-3    | NUT -----  | 2              |                |
|                      | S1021Z8-10     | SCREW -----  | 2              |                |
|                      |                | -----*   |                |                |
| -23A                 | S1053E8T       | HOSE 40.50 IN LG BULK ITEM REF S1053E8T40.50 ----- | 2              | G              |
|                      |                | ATTACHING PARTS -----                              |                |                |
| -23B                 | NAS397-18      | CLAMP -----  | 2              | G              |
| -23C                 | AN742D16       | CLAMP -----  | 1              | G              |
|                      | NAS395-19-3    | NUT -----  | 1              | G              |
|                      | S1021Z8-10     | SCREW -----  | 1              | G              |
|                      |                | -----*   |                |                |

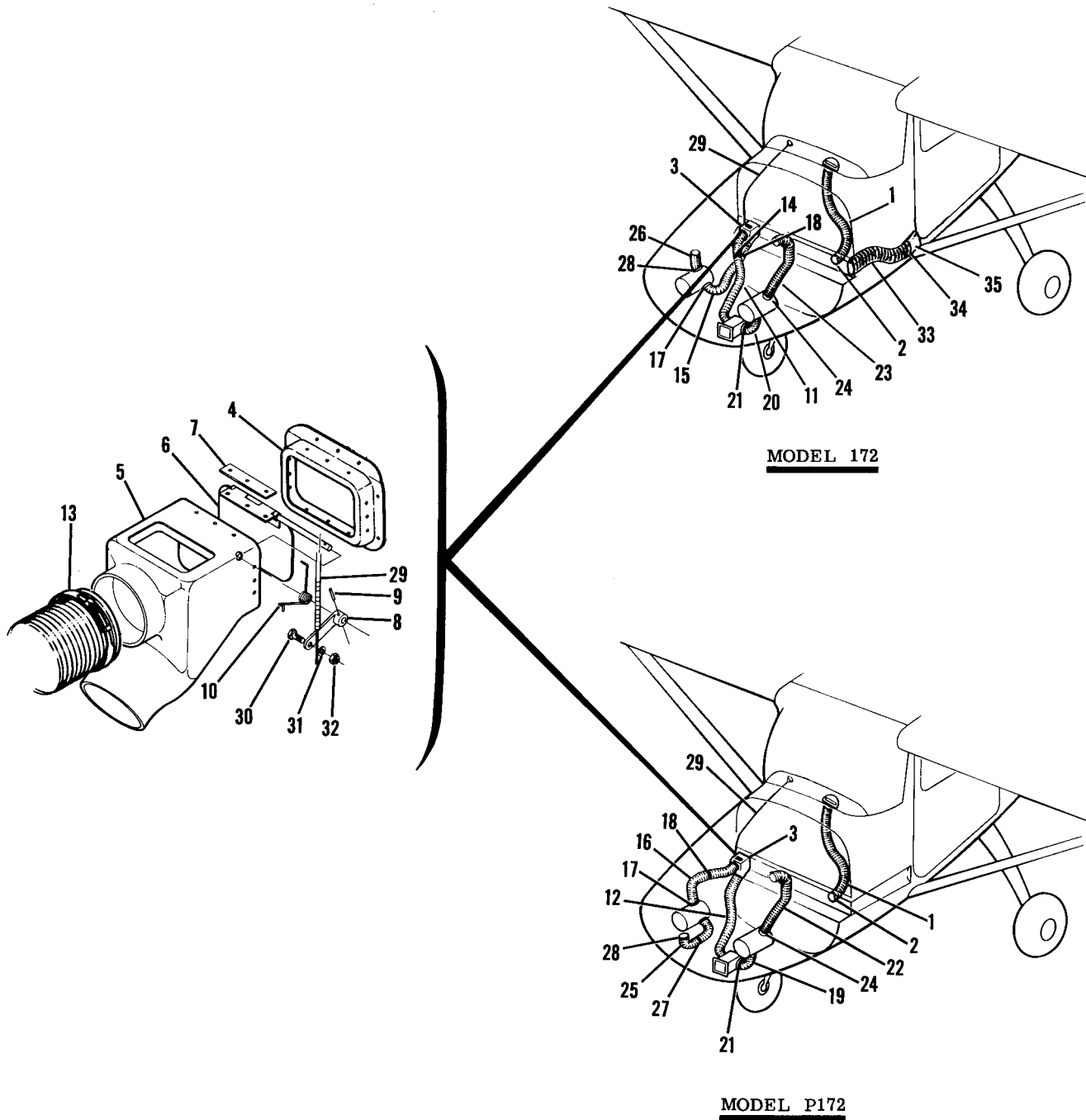
CONTINUED ON NEXT PAGE

| FIGURE AND INDEX NO. | PART NUMBER | DESCRIPTION   | UNITS PER ASSY | USABLE ON CODE |
|----------------------|-------------|---|----------------|----------------|
| 139 -24              | 0710013-4   | SILENCER ASSEMBLY-FRESH AIR VENT -----<br>ATTACHING PARTS                     | 2              |                |
| -25                  | 0710014-3   | BRACKET ASSEMBLY-LH WEU 0710014-13 -----                                      | 1              | K              |
|                      | 0710014-13  | BRACKET ASSEMBLY-LH -----   | 1              | L              |
| -26                  | 0710014-4   | BRACKET ASSEMBLY-RH WEU 0710014-14 -----                                      | 1              | K              |
|                      | 0710014-14  | BRACKET ASSEMBLY-RH -----   | 1              | L              |
| -27                  | 0700322-8   | BRACKET -----   | 2              |                |
| -28                  | AN515-8R10  | SCREW -----   | 1              |                |
|                      | AN960-8     | WASHER -----  | 2              |                |
|                      | MS21044NOB  | NUT -----   | 1              |                |
| -28A                 | 0710014-2   | CLAMP -----   | 1              | M              |
| -28B                 | 0513420-1   | BRACKET -----   | 1              | M              |
| -28C                 | 0513420-2   | BRACKET -----   | 1              | M              |
|                      |             | -----*  |                |                |
| -29                  | S1390-8     | KNOB-SILENCER -----   | 2              | B              |
|                      | S1728-1     | KNOB-SILENCER -----   | 2              | C              |
| -30                  | AN960-10L   | WASHER -----  | 1              |                |
| -31                  | 0710015-10  | SPRING-SILENCER -----   | 1              | B              |
|                      | 0710015-13  | SPRING-SILENCER -----   | 1              | C              |
| -32                  | 0713250-1   | KNOB-SILENCER -----   | 1              |                |
| -33                  |             | DELETED-NEVER USED -----  |                |                |
| -34                  | 0710014-8   | ESCUTCHEON-SILENCER -----   | 1              |                |
|                      |             | ATTACHING PARTS   |                |                |
| -35                  | S1023A6-6C  | SCREW -----   | 4              |                |
|                      |             | -----*  |                |                |
|                      |             | OUTSIDE AIR VENT INSTALLATION-FORWARD -----                                   | NP             |                |
| -36                  | 0713135-2   | DOOR ASSY-SIDE AIR VENT -----   | 1              |                |
| -37                  | 0713140-1   | SEAL -----  | 1              |                |
| -38                  | 0713139-1   | INLET -----   | 1              |                |
| -39                  | S1053E24T   | HOSE 15.0 IN LG BK1 REF S1053E24T15.0 -----                                   | 1              |                |
| -40                  | NAS398-50   | CLAMP -----   | 1              |                |
| -41                  |             | CONTROL SEE INSTRUMENT PANEL -----  | 1              |                |
| -42                  | 0450311-5   | CLAMP -----   | 1              |                |
| -43                  | AN960-10L   | WASHER -----  | 1              |                |
| -44                  | MS21045L3   | NUT -----   | 1              |                |
|                      |             | A---172 SERIAL 17254893 THRU 17263458<br>F172 SERIAL F172-0320 THRU F17201234 |                |                |
|                      |             | B---172 SERIAL 17254893 THRU 17255786<br>F172 SERIAL F172-0320 THRU F172-0479 |                |                |
|                      |             | C---172 SERIAL 17255787 THRU 17263458<br>F172 SERIAL F172-0480 THRU F17201234 |                |                |
|                      |             | D---172 SERIAL 17254893 THRU 17257161<br>F172 SERIAL F172-0320 THRU F172-0559 |                |                |
|                      |             | E---172 SERIAL 17257162 THRU 17263458<br>F172 SERIAL F172-0560 THRU F17201234 |                |                |
|                      |             | F---172 SERIAL 17254893 THRU 17257841<br>F172 SERIAL F172-0320 THRU F172-0654 |                |                |
|                      |             | G---172 SERIAL 17257842 THRU 17263458<br>F172 SERIAL F17200655 THRU F17201234 |                |                |
|                      |             | H---172 SERIAL 17254893 THRU 17259292<br>F172 SERIAL F172-0320 THRU F17200754 |                |                |
|                      |             | J---172 SERIAL 17259293 THRU 17263458<br>F172 SERIAL F17200755 THRU F17201234 |                |                |
|                      |             | K---172 SERIAL 17254893 THRU 17258855<br>F172 SERIAL F172-0320 THRU F17200779 |                |                |
|                      |             | L---172 SERIAL 17258856 THRU 17259223<br>F172 SERIAL F17200780 THRU F17200754 |                |                |
|                      |             | M---172 SERIAL 17259224 THRU 17263458<br>F172 SERIAL F17200755 THRU F17201234 |                |                |
|                      |             | N---172 SERIAL 17257162 THRU 17260758<br>F172 SERIAL F172-0560 THRU F17200904 |                |                |
|                      |             | P---172 SERIAL 17260759 THRU 17263458<br>F172 SERIAL F17200905 THRU F17201234 |                |                |
|                      |             | Q---172 SERIAL 17254893 THRU 17260758<br>F172 SERIAL F172-0320 THRU F17200904 |                |                |



This page intentionally left blank.

Heating System



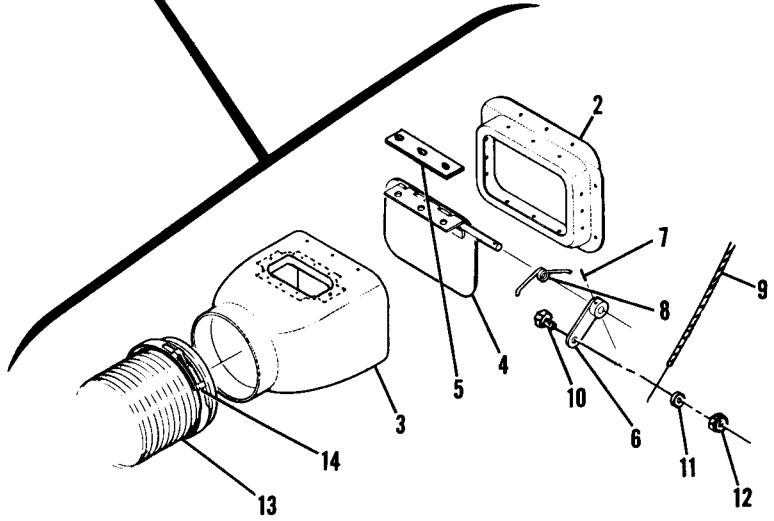
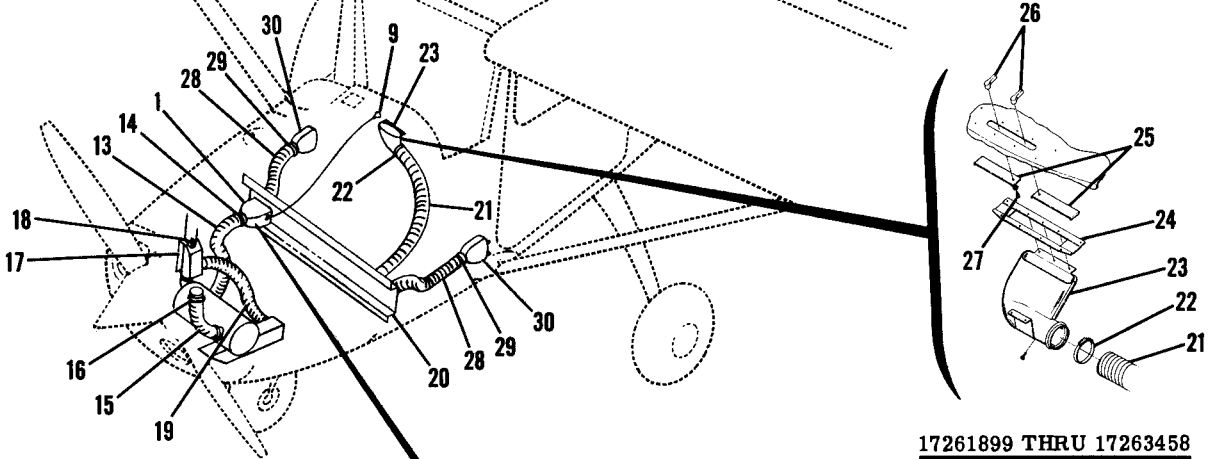
**172 SERIAL 17249545 THRU 17256512**  
**F172 SERIAL F172-0001 THRU F17200804**  
**P172 SERIAL P17257120 THRU P17257188**

Figure 140. Cabin Heating & Defrosting System Installation

| FIGURE AND INDEX NO.   | PART NUMBER | DESCRIPTION                                      | UNITS PER ASSY | USABLE ON CODE |
|--|-------------|--|----------------|----------------|
|  |             | <b>1 2 3 4 5 6 7</b>                             |                |                |
| 140 -  |             | CABIN HEATING & DEFRUSTING SYSTEM INSTALLATION   | NP             | A              |
| - 1  | S1053E16T   | HOSE 24.0 IN LG BULK ITEM REF S-1053E16T24.0     | 1              |                |
|  |             | ATTACHING PARTS                                  |                |                |
| - 2  | NAS397-32   | CLAMP  | 1              |                |
|  |             | -----*   |                |                |
| - 3  | 0753011-2   | VALVE ASSEMBLY-WARM AIR                          | 1              |                |
| - 4  | 0753010-1   | SEAT-WARM AIR VALVE                              | 1              |                |
| - 5  | 0553001-1   | BODY ASSEMBLY VALVE                              | 1              |                |
| - 6  | 1253034-1   | PLATE ASSEMBLY-VALVE                             | 1              |                |
| - 7  | 1253040-1   | SHIM   | 1              |                |
|  | 1253033-2   | REINFORCEMENT                                    | 1              |                |
| - 8  | 1253037-1   | ARM-CONTROL                                      | 1              |                |
|  |             | ATTACHING PARTS                                  |                |                |
| - 9  | NAS561C2-8  | ROLL PIN   | 1              |                |
| -10  | 1253041-1   | SPRING-WARM AIR VALVE                            | 1              |                |
|  |             | -----*   |                |                |
| -11  | S1053K24T   | HOSE 31.0 IN LG BULK ITEM REF S-1053K24T31.0     | 1              | B              |
| -12  | S1053K24T   | HOSE 24.0 IN LG BULK ITEM REF S-1053K24T24.0     | 1              | C              |
|  |             | ATTACHING PARTS                                  |                |                |
| -13  | NAS398-50   | CLAMP  | 2              |                |
| -14  | AN742D50    | CLAMP  | 2              | B              |
|  | AN742D10    | CLAMP  | 2              | B              |
|  | S1021Z8-8   | SCREW  | 1              | B              |
|  |             | -----*   |                |                |
| -15  | S1053K24T   | HOSE 26.0 IN LG BULK ITEM REF S-1053K24T26.0     | 1              | B              |
| -16  | S1053K24T   | HOSE 19.3 IN LG BULK ITEM REF S-1053K24T19.3     | 1              | C              |
|  |             | ATTACHING PARTS                                  |                |                |
| -17  | NAS398-50   | CLAMP  | 2              |                |
| -18  | AN742D50    | CLAMP  | 1              |                |
|  |             | -----*   |                |                |
| -19  | S53K24T     | HOSE 24.0 IN LG BULK ITEM REF S-1053K24T24.0     | 1              | C              |
| -20  | S1053K24T   | HOSE 17.5 IN LG BULK ITEM REF S-1053E24T17.5     | 1              | B              |
|  |             | ATTACHING PARTS                                  |                |                |
| -21  | NAS398-50   | CLAMP  | 2              |                |
|  |             | -----*   |                |                |
| -22  | S1053E24T   | HOSE 24.0 IN LG BULK ITEM REF S-1053E24T24.0     | 1              | C              |
| -23  | S1053E24T   | HOSE 22.25 IN LG BULK ITEM REF S-1053E24T22.25   | 1              | B              |
|  |             | ATTACHING PARTS                                  |                |                |
| -24  | NAS398-50   | CLAMP  | 2              |                |
|  |             | -----*   |                |                |
| -25  | S1053E24T   | HOSE 32.0 IN LG BULK ITEM REF S-1053E24T32.0     | 1              | C              |
| -26  | S1053E24T   | HOSE 12.0 IN LG BULK ITEM REF S-1053E24T12.0     | 1              | B              |
|  |             | ATTACHING PARTS                                  |                |                |
| -27  | AN742D50    | CLAMP  | 1              | C              |
|  | S1485D12U   | CLAMP  | 1              | C              |
|  | S1021Z8-8   | SCREW  | 1              | C              |
| -28  | NAS398-50   | CLAMP  | 2              |                |
|  |             | -----*   |                |                |
| -29  |             | CONTROL ASSEMBLY-CABIN HEAT SEE INSTRUMENT PANEL | 1              |                |
|  |             | ATTACHING PARTS                                  |                |                |
| -30  | 0450311-5   | CLAMP  | 1              |                |
| -31  | AN960-10L   | WASHER   | 1              |                |
| -32  | MS21044N3   | NUT  | 1              |                |
|  |             | -----*   |                |                |
| -33  | S1110ET     | DUCT 23 IN LG BULK ITEM REF S1110ET23.00         | 2              | D              |
|  |             | ATTACHING PARTS                                  |                |                |
| -34  | S1026BG     | CLAMP 10.90 IN LG BULK ITEM REF S1026BG10.90X    | 2              | D              |
|  |             | -----*   |                |                |
| -35  | 0513309-1   | OUTLET ASSEMBLY-HEATER WEU 0513456-1             | 2              | D              |
|  | 0513456-1   | OUTLET ASSEMBLY-HEATER                           | 2              | D              |
|  |             | ATTACHING PARTS                                  |                |                |
|  | S1021Z6-6   | SCREW  | 2              | D              |
|  |             | -----*   |                |                |
| <p>A---172 SERIAL 17249545 THRU 17256512<br/>           F172 SERIAL F172-0001 THRU F17200804<br/>           P172 SERIAL P17257120 THRU P17257188<br/>           FP172 SERIAL FP172-0001 THRU FP172-0003</p> <p>B---172 SERIAL 17249545 THRU 17256512<br/>           F172 SERIAL F172-0001 THRU F17200804</p> <p>C---P172 SERIAL P17257120 THRU P17257188<br/>           FP172 SERIAL FP172-0001 THRU FP172-0003</p> <p>D---172 SERIAL 17253393 THRU 17256512<br/>           F172 SERIAL F172-0180 THRU F17200804</p> |             |  |                |                |

Heating System (Cont)

© 2009 UserFriendlyCDS

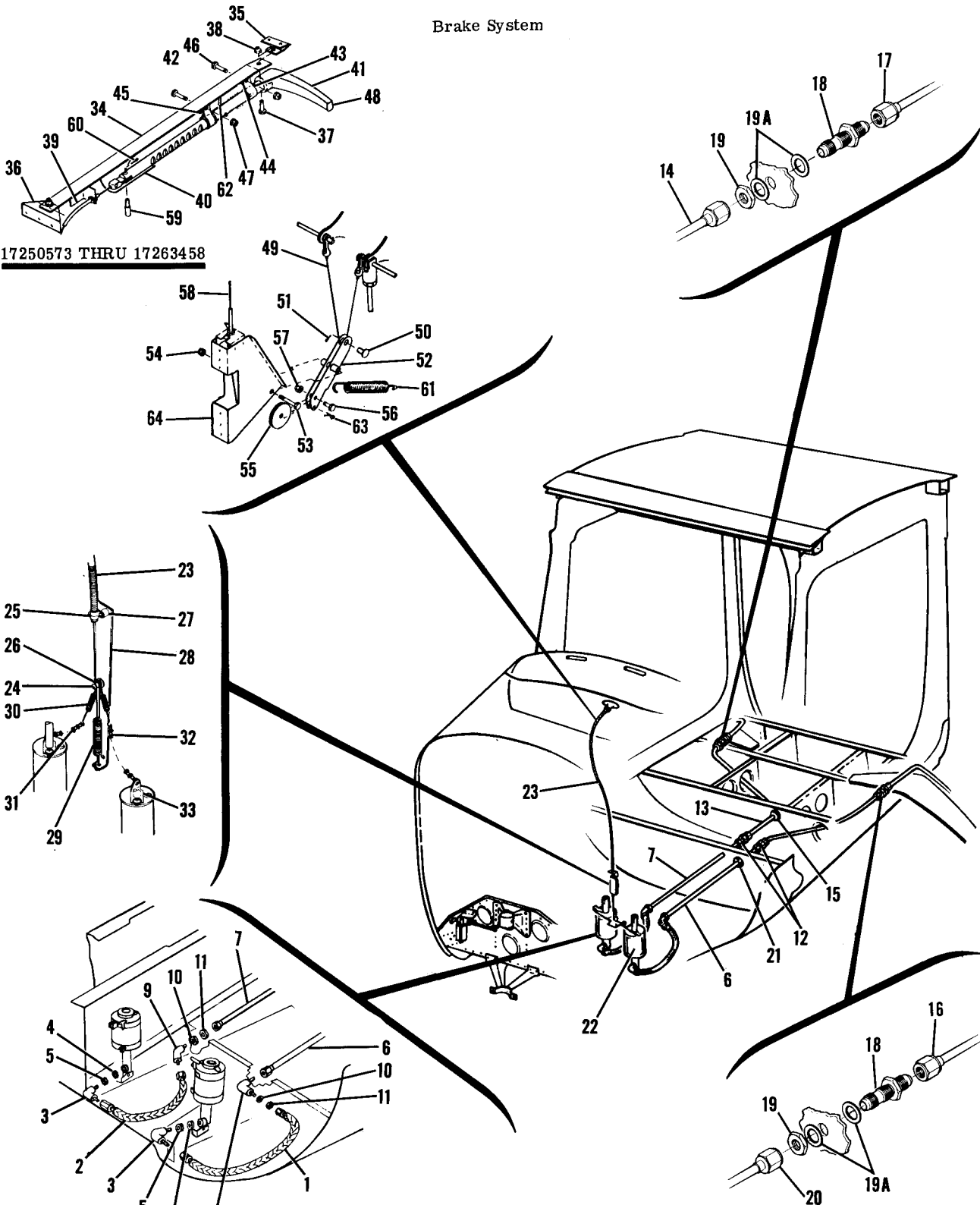


172 SERIAL 17256513 THRU 17263458  
F172 SERIAL F17200805 THRU F17201234  
Figure 141. Cabin Heating & Defrosting System Installation



| FIGURE AND INDEX NO.  | PART NUMBER   | DESCRIPTION  | UNITS PER ASSY | USABLE ON CODE |
|---|---------------|--|----------------|----------------|
| <b>1 2 3 4 5 6 7</b>  |               |  |                |                |
| 141 -   |               | CABIN HEATING & DEFROSTING SYSTEM INSTALLATION ----- | NP             | A              |
| - 1   | 0753011-1     | VALVE ASSEMBLY-WARM AIR -----                        | 1              |                |
| - 2   | 0753010-1     | SEAT-WARM AIR VALVE -----                            | 1              |                |
| - 3   | 1253032-1     | BODY ASSEMBLY-VALVE -----                            | 1              |                |
| - 4   | 1253034-1     | PLATE ASSEMBLY-VALVE -----                           | 1              |                |
| - 5   | 1253040-1     | SHIM -----   | 1              |                |
| - 6   | 1253033-1     | REINFORCEMENT -----                                  | 1              |                |
| - 6   | 1253037-1     | ARM-CONTROL -----                                    | 1              |                |
|   |               | ATTACHING PARTS                                      |                |                |
| - 7   | NAS561C2-8    | ROLL PIN -----                                       | 1              |                |
| - 8   | 1253041-1     | SPRING-WARM AIR VALVE -----                          | 1              |                |
|   |               | -----*   |                |                |
| - 9   | S1239-37      | CONTROL ASSEMBLY-CABIN HEAT -----                    | 1              | F              |
|   | S1239-48      | CONTROL ASSEMBLY-CABIN HEAT -----                    | 1              | G              |
|   |               | ATTACHING PARTS                                      |                |                |
| -10   | 0450311-5     | CLAMP -----  | 1              |                |
| -11   | AN960-10L     | WASHER -----   | 1              |                |
| -12   | MS21044N3     | NUT -----  | 1              |                |
|   |               | -----*   |                |                |
| -13   | S1053K24T     | HOSE * IN LG BULK ITEM REF S1053K24T* -----          | 1              |                |
|   |               | ATTACHING PARTS                                      |                |                |
| -14   | NAS398-50     | CLAMP -----  | 2              |                |
|   |               | -----*   |                |                |
| -15   | S1053K24T     | HOSE * IN LG BULK ITEM REF S1053K24T* -----          | 1              | E              |
|   |               | ATTACHING PARTS                                      |                |                |
| -16   | NAS398-50     | CLAMP -----  | 2              | E              |
|   |               | -----*   |                |                |
| -17   | 1750011-1     | SHROUD ASSEMBLY WEU 1750014-4 -----                  | 1              | B              |
|   | 1750011-4     | SHROUD ASSEMBLY -----                                | 1              | C              |
|   |               | ATTACHING PARTS                                      |                |                |
| -18   | AN737TW56     | CLAMP -----  | 2              |                |
|   |               | -----*   |                |                |
| -19   | S1053K16T     | HOSE * IN LG BULK ITEM REF S1053K16* -----           | 1              |                |
|   |               | ATTACHING PARTS                                      |                |                |
|   | NAS397-32     | CLAMP -----  | 2              |                |
|   |               | -----*   |                |                |
| -20   | SEE FIG 41    | DUCT ASSEMBLY-HEATER -----                           | 1              |                |
| -21   | S1053E16T     | HOSE 24.00 INLG BKI REF S1053E16T24.00 -----         | 1              |                |
|   |               | ATTACHING PARTS                                      |                |                |
| -22   | NAS397-32     | CLAMP -----  | 2              |                |
|   |               | -----*   |                |                |
| -23   | 0513386-1     | NOZZLE ASSEMBLY-DEFROSTER -----                      | 1              |                |
|   | 0513386-7     | BRACKET DEFROSTER-NOZZLE -----                       | 1              |                |
|   |               | ATTACHING PARTS                                      |                |                |
|   | S1021Z4-4C    | SCREW -----  | 4              |                |
|   |               | -----*   |                |                |
| -24   | 0513267-1     | VALVE GUIDE -----                                    | 1              | D              |
|   | 0713019-112   | VALVE ASSEMBLY-LH -----                              | 1              | D              |
|   | 0713019-113   | VALVE ASSEMBLY-RH -----                              | 1              | D              |
| -25   | 0713019-111   | VALVE -----  | 1              | D              |
| -26   | S2198-3       | KNOB -----   | 1              | D              |
|   |               | ATTACHING PARTS                                      |                |                |
| -27   | AN5158R4      | SCREW -----  | 2              |                |
|   | AN936A8       | WASHER -----   | 2              |                |
|   |               | -----*   |                |                |
| -28   | S1110ET       | DUCT 23.00 IN LG BKI REF S1110ET23.00 -----          | 2              |                |
|   |               | ATTACHING PARTS                                      |                |                |
| -29   | S10268G10.90X | CLAMP -----  | 2              |                |
|   |               | -----*   |                |                |
| -30   | 0513309-1     | OUTLET ASSY-HEATER WEU 0513456-1 -----               | 2              |                |
|   | 0513456-1     | OUTLET ASSY-HEATER -----                             | 2              |                |
|   |               | ATTACHING PARTS                                      |                |                |
|   | S1021Z6-6     | SCREW -----  | 2              |                |
|   |               | -----*   |                |                |
| <p>A---172 SERIAL 17256513 THRU 17263458<br/>           F172 SERIAL F17200805 THRU F17201234<br/>           B---172 SERIAL 17256513 THRU 17258708<br/>           C---172 SERIAL 17256709 THRU 17263458<br/>           F172 SERIAL F17200805 THRU F17201234<br/>           D---172 SERIAL 17261899 THRU 17263458<br/>           F172 SERIAL F17201035 THRU F17201234<br/>           E---172 SERIAL 17256513 THRU 17261898<br/>           F172 SERIAL F17200805 THRU F17201034<br/>           F---172 SERIAL 17256513 THRU 17258486<br/>           G---172 SERIAL 17258487 THRU 17263458<br/>           F172 SERIAL F17200805 THRU F172001234</p> |               |  |                |                |

Brake System



17250573 THRU 17263458

172 SERIAL 17249545 THRU 17256512  
 F172 SERIAL F172-0001 THRU F172-0559  
 P172 SERIAL P17257120 THRU P17257188

Figure 142. Brake System Installation

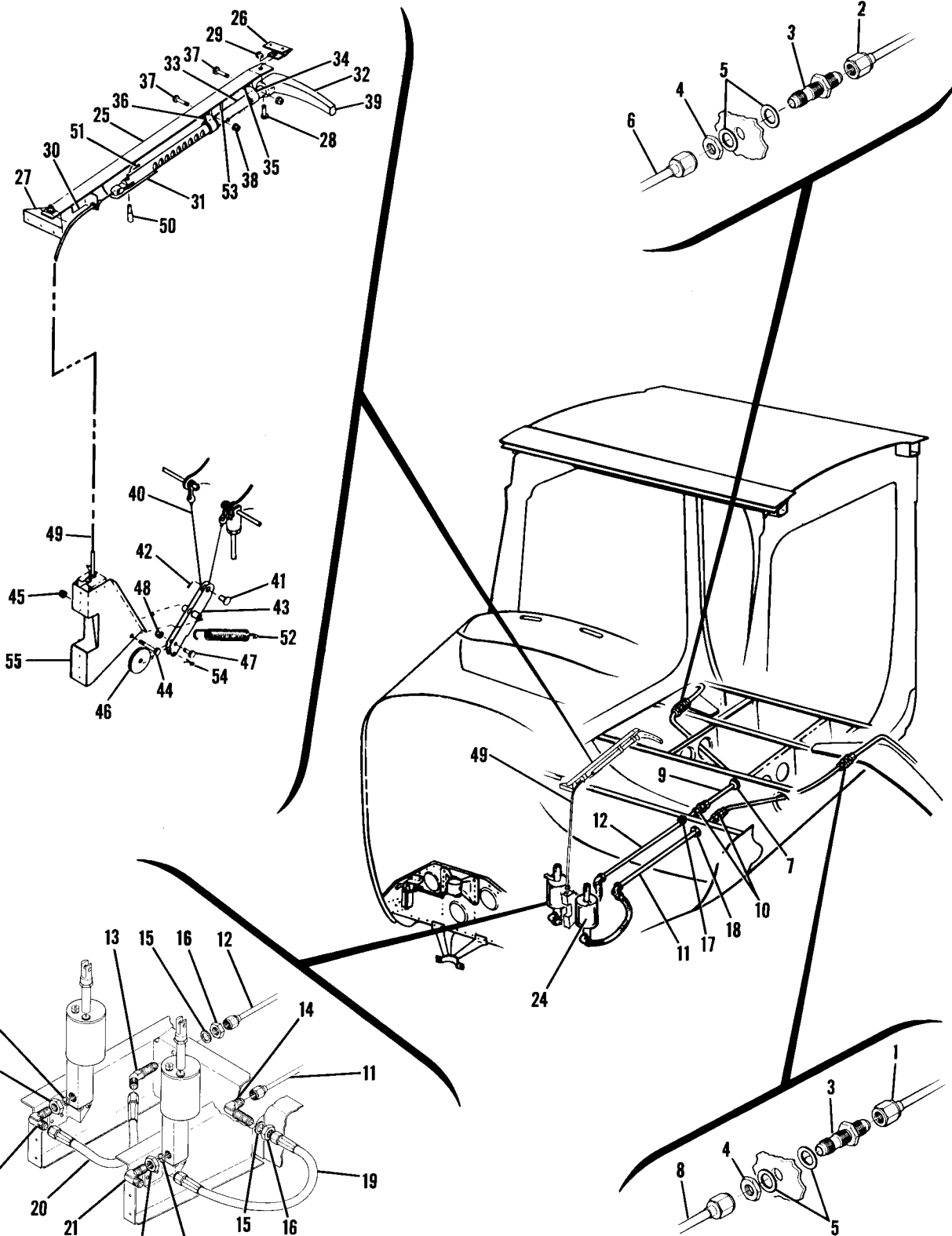
| FIGURE AND INDEX NO.   | PART NUMBER  | DESCRIPTION                                     |   |   |   |   |   | UNITS PER ASSY | USABLE ON CODE |
|------------------------|--------------|---|---|---|---|---|---|----------------|----------------|
|                        |              | 1   | 2 | 3 | 4 | 5 | 6 |                |                |
| 142 -                  |              | BRAKE SYSTEM INSTALLATION -----                 |   |   |   |   |   | NP             |                |
| - 1                    | S1167-4-0100 | HOSE ASSEMBLY-MASTER CYLINDER TO ELBOW LH ----- |   |   |   |   |   | 1              |                |
| - 2                    | S1167-4-0080 | HOSE ASSEMBLY-MASTER CYLINDER TO ELBOW RH ----- |   |   |   |   |   | 1              |                |
|                        |              | ATTACHING PARTS -----                           |   |   |   |   |   |                |                |
| - 3                    | AN921-4D     | ELBOW -----                                     |   |   |   |   |   | 1              |                |
| - 4                    | AN924-4D     | NUT -----                                       |   |   |   |   |   | 1              |                |
| - 5                    | MS28778-4    | GASKET -----                                    |   |   |   |   |   | 1              |                |
|                        |              | -----*  |   |   |   |   |   |                |                |
| - 6                    | 0500106-182  | LINE ASSEMBLY-BRAKE LH -----                    |   |   |   |   |   | 1              |                |
| - 7                    | J500106-183  | LINE ASSEMBLY-BRAKE RH -----                    |   |   |   |   |   | 1              |                |
|                        |              | ATTACHING PARTS -----                           |   |   |   |   |   |                |                |
| - 8                    | AN921-4D     | ELBOW-LH -----                                  |   |   |   |   |   | 1              |                |
| - 9                    | AN837-4D     | ELBOW-RH -----                                  |   |   |   |   |   | 1              |                |
| -10                    | AN960-716    | WASHER -----                                    |   |   |   |   |   | 2              |                |
| -11                    | AN924-4D     | NUT -----                                       |   |   |   |   |   | 1              |                |
| -12                    | AN815-4D     | UNION -----                                     |   |   |   |   |   | 1              |                |
|                        |              | -----*  |   |   |   |   |   |                |                |
| -13                    | 0500106-194  | LINE ASSEMBLY-BRAKE RH -----                    |   |   |   |   |   | 1              |                |
| -14                    | 0500105-278  | LINE ASSEMBLY-BRAKE RH -----                    |   |   |   |   |   | 1              |                |
|                        |              | ATTACHING PARTS -----                           |   |   |   |   |   |                |                |
| -15                    | AN837-4D     | ELBOW -----                                     |   |   |   |   |   | 1              |                |
|                        | AN960-716    | WASHER -----                                    |   |   |   |   |   | 2              |                |
|                        | AN924-4D     | NUT -----                                       |   |   |   |   |   | 1              |                |
|                        |              | -----*  |   |   |   |   |   |                |                |
| -16                    | 0500106-281  | LINE ASSEMBLY-BRAKE LH -----                    |   |   |   |   |   | 1              | C              |
|                        | 0500106-379  | LINE ASSEMBLY-BRAKE-LH -----                    |   |   |   |   |   | 1              | D              |
|                        | 0500118-41   | LINE ASSEMBLY-BRAKE LH -----                    |   |   |   |   |   | 1              | E              |
| -17                    | 0500106-282  | LINE ASSEMBLY-BRAKE RH -----                    |   |   |   |   |   | 1              | C              |
|                        | 0500106-380  | LINE ASSEMBLY-BRAKE RH -----                    |   |   |   |   |   | 1              | D              |
|                        | 0500118-40   | LINE ASSEMBLY-BRAKE RH -----                    |   |   |   |   |   | 1              | E              |
|                        |              | ATTACHING PARTS -----                           |   |   |   |   |   |                |                |
| -18                    | AN832-4D     | UNION -----                                     |   |   |   |   |   | 1              |                |
| -19                    | AN924-4D     | NUT -----                                       |   |   |   |   |   | 1              |                |
|                        |              | -----*  |   |   |   |   |   |                |                |
| -19A                   | AN916-716    | WASHER -----                                    |   |   |   |   |   | 2              |                |
| -20                    | 0500106-285  | LINE ASSEMBLY-BRAKE LH -----                    |   |   |   |   |   | 1              |                |
| -21                    | MS35489-7    | GROMMET -----                                   |   |   |   |   |   | 1              |                |
| -22                    | SEE FIG 146  | MASTER BRAKE CYLINDER -----                     |   |   |   |   |   | 2              |                |
|                        |              | PARKING BRAKE INSTALLATION -----                |   |   |   |   |   | NP             | A              |
| -23                    | S1239-1      | CONTROL-PARKING BRAKE -----                     |   |   |   |   |   | 1              |                |
|                        |              | ATTACHING PARTS -----                           |   |   |   |   |   |                |                |
| -24                    | AN500A8-5    | SCREW -----                                     |   |   |   |   |   | 1              |                |
| -25                    | AN74203      | CLAMP -----                                     |   |   |   |   |   | 2              |                |
|                        | S102128-14   | SCREW -----                                     |   |   |   |   |   | 2              |                |
|                        | NAS446-4-3   | NUT -----                                       |   |   |   |   |   | 2              |                |
| -26                    | 0450258      | CLAMP -----                                     |   |   |   |   |   | 1              |                |
| -27                    | NAS430D3-23  | SPACER -----                                    |   |   |   |   |   | 2              |                |
|                        |              | -----*  |   |   |   |   |   |                |                |
| -28                    | 0541174-1    | PLATE -----                                     |   |   |   |   |   | 1              |                |
|                        |              | ATTACHING PARTS -----                           |   |   |   |   |   |                |                |
|                        | S102128-8    | SCREW -----                                     |   |   |   |   |   | 2              |                |
|                        | NAS446-4-3   | NUT -----                                       |   |   |   |   |   | 2              |                |
|                        |              | -----*  |   |   |   |   |   |                |                |
| -29                    | 0541172-1    | SPRING-RETURN -----                             |   |   |   |   |   | 1              |                |
| -30                    | 0541173-1    | SPRING -----                                    |   |   |   |   |   | 2              |                |
| -31                    | S1099-1-4.00 | CHAIN -----                                     |   |   |   |   |   | 1              |                |
| -32                    | S1099-1-3.30 | CHAIN -----                                     |   |   |   |   |   | 1              |                |
| -33                    | 0541178-1    | LINK-PARKING BRAKE CHAIN -----                  |   |   |   |   |   | 2              |                |
| CONTINUED ON NEXT PAGE |              |   |   |   |   |   |   |                |                |

| FIGURE AND INDEX NO. | PART NUMBER  | DESCRIPTION  | UNITS PER ASSY | USABLE ON CODE |
|----------------------|--------------|--|----------------|----------------|
|                      |              |  |                |                |
| 142 -                |              | PARKING BRAKE INSTALLATION -----   | NP             | B              |
| -34                  | 0713070-37   | ANGLE -----  | 1              |                |
|                      |              | ATTACHING PARTS -----  |                |                |
| -35                  | 0513331-2    | SUPPORT -----  | 1              |                |
| -36                  | 0713070-36   | ANGLE -----  | 1              |                |
| -37                  | AN3-3A       | BOLT -----   | 2              |                |
| -38                  | MS21044N3    | NUT -----  | 2              |                |
|                      |              | ---*---  |                |                |
| -39                  | 0713070-5    | ANGLE -----  | 1              |                |
| -40                  | 0713070-4    | RACK-POSITIONING -----   | 1              |                |
| -41                  | 0813150-55   | HANDLE ASSEMBLY-PARKING BRAKE -----  | 1              |                |
|                      |              | ATTACHING PARTS -----  |                |                |
| -42                  | 0813156-4    | HOUSING ASSEMBLY-BRAKE -----   | 1              |                |
| -43                  | 0713070-25   | CLAMP -----  | 1              |                |
| -44                  | 0713070-32   | SPACER -----   | 1              |                |
| -45                  | 0713070-15   | SPACER -----   | 1              |                |
| -46                  | AN3-6A       | BOLT -----   | 2              |                |
| -47                  | MS21044N3    | NUT -----  | 2              |                |
|                      |              | ---*---  |                |                |
| -48                  | 0811490-6    | HANDLE-PARKING BRAKE -----   | 1              |                |
|                      | 0813150-54   | TUBE-PARKING BRAKE -----   | 1              |                |
|                      | NAS561-5-12  | ROLL PIN EN -----  | 1              |                |
| -49                  | 0510105-70   | CABLE -----  | 1              |                |
| -50                  | MS20392-4C13 | PIN -----  | 1              |                |
| -51                  | MS24665-281  | PIN-COTTER -----   | 1              |                |
| -52                  | 0713070-9    | BELLCRANK ASSEMBLY -----   | 1              |                |
|                      |              | ATTACHING PARTS -----  |                |                |
| -53                  | AN3-13A      | BOLT -----   | 1              |                |
|                      | 0713070-19   | SPACER -----   | 1              |                |
| -54                  | MS21044N3    | NUT -----  | 1              |                |
|                      |              | ---*---  |                |                |
| -55                  | S378-1L      | PULLEY -----   | 1              |                |
|                      |              | ATTACHING PARTS -----  |                |                |
| -56                  | AN3-5A       | BOLT -----   | 1              |                |
| -57                  | MS21044N3    | NUT -----  | 1              |                |
|                      |              | ---*---  |                |                |
| -58                  | 0713070-28   | TUBE & CABLE ASSEMBLY -----  | 1              |                |
|                      |              | ATTACHING PARTS -----  |                |                |
| -59                  | 0713070-6    | POSITIONING ARM -----  | 1              |                |
| -60                  | MS24665-132  | PIN-COTTER -----   | 1              |                |
|                      |              | ---*---  |                |                |
| -61                  | 0713063      | SPRING -----   | 1              |                |
| -62                  | 0713070-24   | CATCH -----  | 1              |                |
| -63                  | MS24665-132  | PIN-COTTER -----   | 1              |                |
| -64                  | 0713070-20   | BRACKET ASSEMBLY -----   | 1              |                |
|                      |              | A---172 SERIAL 17249545 THRU 17250572<br>P172 SERIAL P17257120 THRU P17257188<br>F172 SERIAL F172-0001 THRU F172-0018<br>FP172 SERIAL FP172-0001 THRU FP172-0003 |                |                |
|                      |              | B---172 SERIAL 17250573 THRU 17256512<br>F172 SERIAL F172-0019 THRU F172-0559  |                |                |
|                      |              | C---172 SERIAL 17249545 THRU 17251822<br>F172 SERIAL F172-0001 THRU F172-0099<br>P172 SERIAL P17257120 THRU P17257188<br>FP172 SERIAL FP172-0001 THRU FP172-0003 |                |                |
|                      |              | D---172 SERIAL 17251823 THRU 17253842<br>F172 SERIAL F172-0100 THRU F172-0303  |                |                |
|                      |              | E---172 SERIAL 17253843 THRU 17256512<br>F172 SERIAL F172-0304 THRU F172-0559  |                |                |



This page intentionally left blank.

Brake System



172 SERIAL 17256513 THRU 17259223  
F172 SERIAL F172-0560 THRU F17200754

Figure 143. Brake System Installation



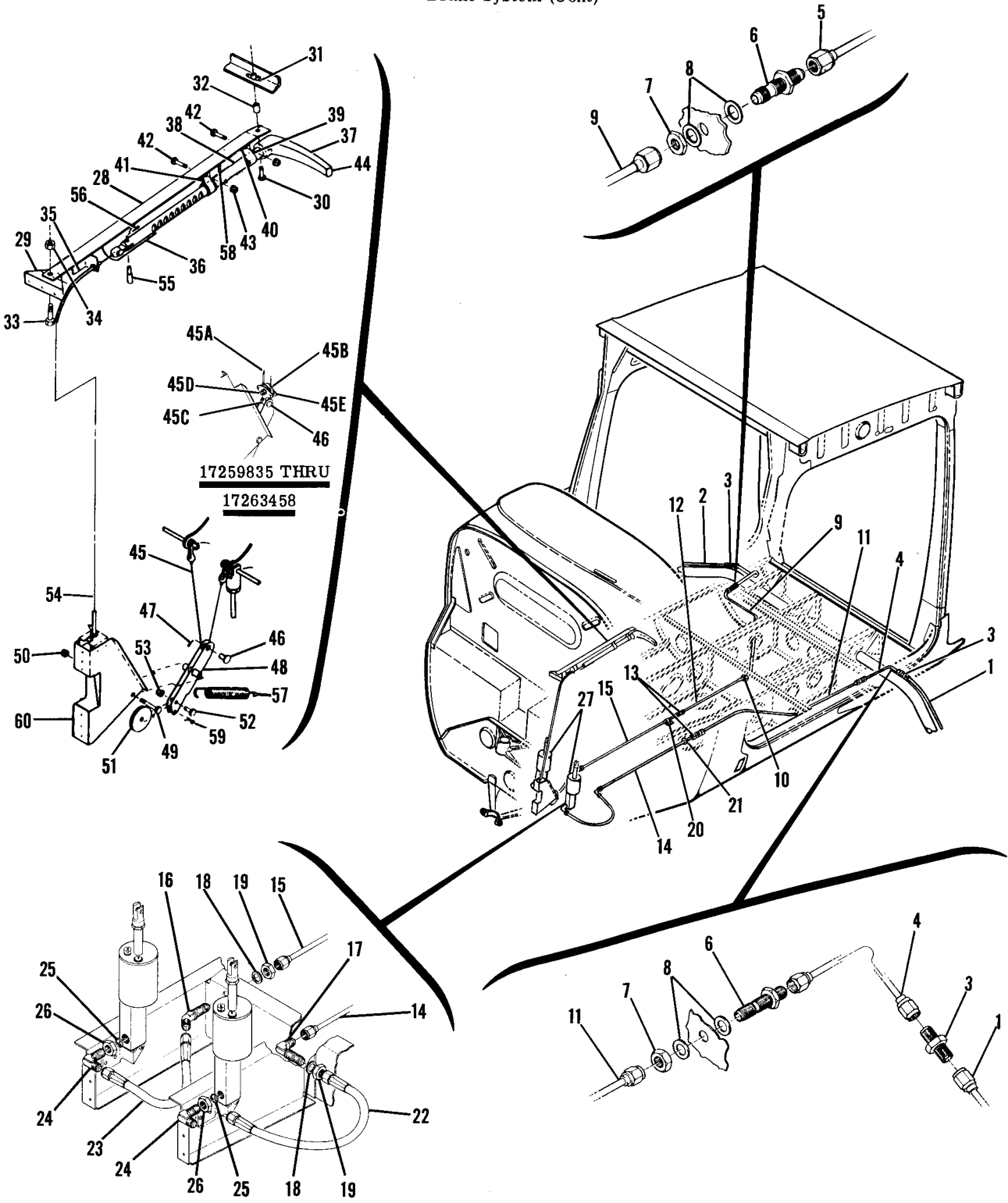
| FIGURE AND INDEX NO. | PART NUMBER  | DESCRIPTION  | UNITS PER ASSY | USABLE ON CODE |
|----------------------|--------------|--|----------------|----------------|
|                      |              | <b>1 2 3 4 5 6 7</b>                                       |                |                |
| 143 -                |              | BRAKE SYSTEM INSTALLATION -----                            | NP             | A              |
| - 1                  | 0500118-61   | LINE ASSEMBLY-BRAKE LH WHEN EXHAUSTED USE 0500118-84 ----- | 1              | B              |
|                      | 0500118-84   | LINE ASSEMBLY-BRAKE LH -----                               | 1              | B              |
|                      | 0500118-77   | LINE ASSEMBLY-BRAKE LH WHEN EXHAUSTED USE 0500118-91 ----- | 1              | C              |
|                      | 0500118-91   | LINE ASSEMBLY-BRAKE LH -----                               | 1              | D              |
| - 2                  | 0500118-62   | LINE ASSEMBLY-BRAKE RH WHEN EXHAUSTED USE 0500118-85 ----- | 1              | B              |
|                      | 0500118-85   | LINE ASSEMBLY-BRAKE RH -----                               | 1              | B              |
|                      | 0500118-76   | LINE ASSEMBLY-BRAKE RH WHEN EXHAUSTED USE 0500118-92 ----- | 1              | C              |
|                      | 0500118-92   | LINE ASSEMBLY-BRAKE RH -----                               | 1              | D              |
|                      |              | ATTACHING PARTS -----                                      |                |                |
| - 3                  | AN832-3D     | UNION -----  | 1              |                |
| - 4                  | AN924-3D     | NUT -----  | 1              |                |
| - 5                  | AN960-716    | WASHER -----   | 2              |                |
|                      |              | -----*   |                |                |
| - 6                  | 0500118-64   | LINE ASSEMBLY-BRAKE RH WHEN EXHAUSTED USE 0500118-87 ----- | 1              | E              |
|                      | 0500118-87   | LINE ASSEMBLY-BRAKE RH -----                               | 1              | D              |
|                      |              | ATTACHING PARTS -----                                      |                |                |
| - 7                  | AN837-3D     | ELBOW -----  | 1              |                |
|                      | AN924-3D     | NUT -----  | 1              |                |
|                      | AN960-716    | WASHER -----   | 2              |                |
|                      |              | -----*   |                |                |
| - 8                  | 0500118-63   | LINE ASSEMBLY-BRAKE LH WHEN EXHAUSTED USE 0500118-86 ----- | 1              | E              |
|                      | 0500118-86   | LINE ASSEMBLY-BRAKE LH -----                               | 1              | D              |
| - 9                  | 0500118-65   | LINE ASSEMBLY-BRAKE RH WHEN EXHAUSTED USE 0500118-88 ----- | 1              | E              |
|                      | 0500118-88   | LINE ASSEMBLY-BRAKE RH -----                               | 1              | D              |
|                      |              | ATTACHING PARTS -----                                      |                |                |
| -10                  | AN815-3D     | UNION -----  | 1              |                |
|                      |              | -----*   |                |                |
| -11                  | 0500118-67   | LINE ASSEMBLY-BRAKE LH WHEN EXHAUSTED USE 0500118-90 ----- | 1              | E              |
|                      | 0500118-90   | LINE ASSEMBLY-BRAKE LH -----                               | 1              | D              |
| -12                  | 0500118-66   | LINE ASSEMBLY-BRAKE RH WHEN EXHAUSTED USE 0500118-89 ----- | 1              | E              |
|                      | 0500118-89   | LINE ASSEMBLY-BRAKE RH -----                               | 1              | D              |
|                      |              | ATTACHING PARTS -----                                      |                |                |
| -13                  | AN837-3D     | ELBOW-RH ONLY -----  | 1              |                |
| -14                  | AN833-3D     | ELBOW-LH ONLY -----  | 1              |                |
| -15                  | AN960-716    | WASHER -----   | 2              |                |
| -16                  | AN924-3D     | NUT -----  | 1              |                |
| -17                  | S1153-1      | BRACKET-RH ONLY -----                                      | 1              |                |
|                      | MS21919DG3   | CLAMP-RH ONLY -----  | 1              |                |
|                      | S102128-8    | SCREW-RH ONLY -----  | 2              |                |
|                      |              | -----*   |                |                |
| -18                  | MS35489-36S  | GROMMET -----  | 1              |                |
| -19                  | S1167-3-0100 | HOSE ASSEMBLY-MASTER CYLINDER TO ELBOW LH -----            | 1              |                |
| -20                  | S1167-3-0085 | HOSE ASSEMBLY-MASTER CYLINDER TO ELBOW RH -----            | 1              |                |
|                      |              | ATTACHING PARTS -----                                      |                |                |
| -21                  | AN921-3D     | ELBOW -----  | 1              |                |
| -22                  | MS28778-3    | GASKET -----   | 1              |                |
| -23                  | AN924-3D     | NUT -----  | 1              |                |
|                      |              | -----*   |                |                |
| -24                  | SEE FIG 146  | MASTER BRAKE CYLINDER -----                                | 2              |                |
|                      |              | PARKING BRAKE INSTALLATION -----                           | NP             |                |
| -25                  | 0713070-37   | ANGLE -----  | 1              |                |
|                      |              | ATTACHING PARTS -----                                      |                |                |
| -26                  | 0513331-2    | SUPPORT -----  | 1              |                |
| -27                  | 0713070-36   | ANGLE -----  | 1              |                |
| -28                  | AN3-3A       | BOLT -----   | 2              |                |
| -29                  | MS21044N3    | NUT -----  | 2              |                |
|                      |              | -----*   |                |                |
| -30                  | 0713070-5    | ANGLE -----  | 1              |                |
| -31                  | 0713070-4    | RACK-POSITIONING -----                                     | 1              |                |
| -32                  | 0813150-55   | HANDLE ASSEMBLY-PARKING BRAKE -----                        | 1              |                |
|                      |              | ATTACHING PARTS -----                                      |                |                |
| -33                  | 0813156-4    | HOUSING ASSEMBLY-BRAKE -----                               | 1              |                |
| -34                  | 0713070-25   | CLAMP -----  | 1              |                |
| -35                  | 0713070-32   | SPACER -----   | 1              |                |
| -36                  | 0713070-15   | SPACER -----   | 1              |                |
| -37                  | AN3-6A       | BOLT -----   | 2              |                |
| -38                  | MS21044N3    | NUT -----  | 2              |                |
|                      |              | -----*   |                |                |
| -39                  | 0811490-6    | HANDLE-PARKING BRAKE -----                                 | 1              |                |
|                      | 0813150-54   | TUBE-PARKING BRAKE -----                                   | 1              |                |
|                      | NAS561-5-12  | ROLL PIN EN -----  | 1              |                |
| -40                  | 0510105-70   | CABLE -----  | 1              |                |
| -41                  | MS20392-4C13 | PIN -----  | 1              |                |
| -42                  | MS24665-281  | COTTER PIN -----   | 1              |                |

CONTINUED ON NEXT PAGE

| FIGURE AND INDEX NO. | PART NUMBER | DESCRIPTION   | UNITS PER ASSY | USABLE ON CODE |
|----------------------|-------------|---|----------------|----------------|
|                      |             |   |                |                |
| 143 -43              | 0713070-9   | BELLCRANK ASSEMBLY -----<br>ATTACHING PARTS -----                             | 1              |                |
| -44                  | AN3-13A     | BOLT -----  | 1              |                |
|                      | 0713070-19  | SPACER -----  | 1              |                |
| -45                  | MS21044N3   | NUT -----   | 1              |                |
|                      |             | -----*  |                |                |
| -46                  | S378-1L     | PULLEY -----<br>ATTACHING PARTS -----   | 1              |                |
| -47                  | AN3-5A      | BOLT -----  | 1              |                |
| -48                  | MS21044N3   | NUT -----   | 1              |                |
|                      |             | -----*  |                |                |
| -49                  | 0713070-28  | TUBE & CABLE ASSEMBLY -----<br>ATTACHING PARTS -----                          | 1              |                |
| -50                  | 0713070-6   | POSITIONING ARM -----   | 1              |                |
| -51                  | MS24665-132 | COTTER PIN -----  | 1              |                |
|                      |             | -----*  |                |                |
| -52                  | 0713063     | SPRING -----  | 1              |                |
| -53                  | 0713070-24  | CATCH -----   | 1              |                |
|                      | AN960-4     | WASHER -----  | 1              |                |
| -54                  | MS24665-132 | COTTER PIN -----  | 1              |                |
| -55                  | 0713070-20  | BRACKET ASSEMBLY -----  | 1              |                |
|                      |             | A---172 SERIAL 17256513 THRU 17259223<br>F172 SERIAL F172-0560 THRU F17200754 |                |                |
|                      |             | B---172 SERIAL 17256513 THRU 17257161   |                |                |
|                      |             | C---172 SERIAL 17257162 THRU 17258719<br>F172 SERIAL F172-0560 THRU F17200739 |                |                |
|                      |             | D---172 SERIAL 17258720 THRU 17259223<br>F172 SERIAL F17200740 THRU F17200754 |                |                |
|                      |             | E---172 SERIAL 17256513 THRU 17258519<br>F172 SERIAL F172-0560 THRU F17200739 |                |                |

This page intentionally left blank.

Brake System (Cont)



17259835 THRU  
17263458

172 SERIAL 17259224 THRU 17263458  
F172 SERIAL F17200755 THRU F17201234

Figure 144. Brake System

| FIGURE<br>AND<br>INDEX<br>NO. | PART NUMBER   | DESCRIPTION                                     | UNITS       | USABLE     |
|-------------------------------|---------------|---|-------------|------------|
|                               |               |   | PER<br>ASSY | ON<br>CODE |
| 144 -                         |               | 1 2 3 4 5 6 7<br>BRAKE SYSTEM -----             | NP          | A          |
| - 1                           | 0500118-126   | LINE ASSEMBLY-BRAKE LH -----                    | 1           |            |
| - 2                           | 0500118-127   | LINE ASSEMBLY-BRAKE RH -----                    | 1           |            |
|                               |               | ATTACHING PARTS -----                           |             |            |
| - 3                           | AN815-30      | UNION -----                                     | 1           |            |
|                               |               | -----*  |             |            |
| - 4                           | 0500118-128   | LINE ASSEMBLY-BRAKE LH -----                    | 1           |            |
| - 5                           | 0500118-129   | LINE ASSEMBLY-BRAKE RH -----                    | 1           |            |
|                               |               | ATTACHING PARTS -----                           |             |            |
| - 6                           | AN832-30      | UNION -----                                     | 1           |            |
| - 7                           | AN924-30      | NUT -----                                       | 1           |            |
| - 8                           | AN960-716     | WASHER -----                                    | 2           |            |
|                               |               | -----*  |             |            |
| - 9                           | 0500118-87    | LINE ASSEMBLY-BRAKE RH -----                    | 1           |            |
|                               |               | ATTACHING PARTS -----                           |             |            |
| -10                           | AN837-30      | ELBOW -----                                     | 1           |            |
|                               | AN924-30      | NUT -----                                       | 1           |            |
|                               | AN960-716     | WASHER -----                                    | 2           |            |
|                               |               | -----*  |             |            |
| -11                           | 0500118-86    | LINE ASSEMBLY-BRAKE LH -----                    | 1           |            |
| -12                           | 0500118-88    | LINE ASSEMBLY-BRAKE RH -----                    | 1           |            |
|                               |               | ATTACHING PARTS -----                           |             |            |
| -13                           | AN815-30      | UNION -----                                     | 1           |            |
|                               |               | -----*  |             |            |
| -14                           | 0500118-90    | LINE ASSEMBLY-BRAKE LH -----                    | 1           |            |
| -15                           | 0500118-89    | LINE ASSEMBLY-BRAKE RH -----                    | 1           |            |
|                               |               | ATTACHING PARTS -----                           |             |            |
| -16                           | AN837-30      | ELBOW-RH ONLY -----                             | 1           |            |
| -17                           | AN833-30      | ELBOW-LH ONLY -----                             | 1           |            |
| -18                           | AN960-716     | WASHER -----                                    | 2           |            |
| -19                           | AN924-30      | NUT -----                                       | 2           |            |
| -20                           | S1153-1       | BRACKET-RH ONLY -----                           | 1           |            |
|                               | MS21919DG3    | CLAMP-RH ONLY -----                             | 1           |            |
|                               | S102128-8     | SCREW-RH ONLY -----                             | 2           |            |
|                               |               | -----*  |             |            |
| -21                           | MS35489-36S   | GROMMET -----                                   | 1           |            |
| -22                           | S1167C3-0100  | HOSE ASSEMBLY-MASTER CYLINDER TO ELBOW LH ----- | 1           |            |
| -23                           | S1167-3-0085  | HOSE ASSEMBLY-MASTER CYLINDER TO ELBOW RH ----- | 1           |            |
|                               |               | ATTACHING PARTS -----                           |             |            |
| -24                           | AN921-30      | ELBOW -----                                     | 1           |            |
| -25                           | MS28778-3     | GASKET -----                                    | 1           |            |
| -26                           | AN924-30      | NUT -----                                       | 1           |            |
|                               |               | -----*  |             |            |
| -27                           | SEE FIG 146   | MASTER BRAKE CYLINDER -----                     | 2           |            |
|                               |               | PARKING BRAKE INSTALLATION -----                | NP          |            |
| -28                           | 0713070-37    | ANGLE -----                                     | 1           |            |
|                               |               | ATTACHING PARTS -----                           |             |            |
| -29                           | 0713070-36    | ANGLE -----                                     | 1           |            |
| -30                           | AN520-10R12   | SCREW -----                                     | 1           |            |
| -31                           | MS20364-1032C | NUT -----                                       | 1           |            |
| -32                           | NAS43003-32   | SPACER -----                                    | 1           |            |
| -33                           | AN3-3A        | BOLT -----                                      | 1           |            |
| -34                           | MS21045L3     | NUT -----                                       | 1           |            |
|                               |               | -----*  |             |            |
| -35                           | 0713070-5     | ANGLE -----                                     | 1           |            |
| -36                           | 0713070-4     | RACK-POSITIONING -----                          | 1           |            |
| -37                           | 0813150-55    | HANDLE ASSEMBLY-PARKING BRAKE -----             | 1           |            |
|                               |               | ATTACHING PARTS -----                           |             |            |
| -38                           | 0813156-4     | HOUSING ASSEMBLY-BRAKE -----                    | 1           |            |
| -39                           | 0713070-25    | CLAMP -----                                     | 1           |            |
| -40                           | 0713070-32    | SPACER -----                                    | 1           |            |
| -41                           | 0713070-15    | SPACER -----                                    | 1           |            |
| -42                           | AN3-6A        | BOLT -----                                      | 2           |            |
| -43                           | MS21045L3     | NUT -----                                       | 2           |            |
|                               |               | -----*  |             |            |

CONTINUED ON NEXT PAGE

| FIGURE AND INDEX NO.  | PART NUMBER  | DESCRIPTION                        |   |   |   |   |   |   | UNITS PER ASSY | USABLE ON CODE |
|---|--------------|------------------------------------|---|---|---|---|---|---|----------------|----------------|
|   |              | 1                                  | 2 | 3 | 4 | 5 | 6 | 7 |                |                |
| 144 -44   | 0811490-75   | HANDLE-PARKING BRAKE -----         |   |   |   |   |   |   | 1              |                |
|   | 0813150-54   | TUBE-PARKING BRAKE -----           |   |   |   |   |   |   | 1              |                |
|   | NAS561-5-12  | ROLL PIN EN -----                  |   |   |   |   |   |   | 1              |                |
| -45   | 0510105-70   | CABLE -----                        |   |   |   |   |   |   | 1              | B              |
| -45A  | 0510105-232  | CABLE ASSEMBLY-PARKING BRAKE ----- |   |   |   |   |   |   | 1              | C              |
| -45B  | S1710-1      | PULLEY -----                       |   |   |   |   |   |   | 1              | C              |
|   |              | ATTACHING PARTS                    |   |   |   |   |   |   |                |                |
| -45C  | 0713959-1    | BRACKET ASSEMBLY -----             |   |   |   |   |   |   | 1              | C              |
| -45D  | AN3-6A       | BOLT -----                         |   |   |   |   |   |   | 1              | C              |
|   | 0411783      | BUSHING -----                      |   |   |   |   |   |   | 1              | C              |
|   | AN960-10L    | WASHER -----                       |   |   |   |   |   |   | 1              | C              |
|   | MS21044N3    | NUT -----                          |   |   |   |   |   |   | 1              | C              |
|   |              | *-----                             |   |   |   |   |   |   |                |                |
| -45E  | MS24665-134  | PIN-COTTER CABLE GUARD -----       |   |   |   |   |   |   | 3              | C              |
| -46   | MS20392-4C13 | PIN -----                          |   |   |   |   |   |   | 1              |                |
| -47   | MS24665-281  | COTTER PIN -----                   |   |   |   |   |   |   | 1              |                |
| -48   | 0713070-9    | BELLCRANK ASSEMBLY -----           |   |   |   |   |   |   | 1              |                |
|   |              | ATTACHING PARTS                    |   |   |   |   |   |   |                |                |
| -49   | AN3-13A      | BOLT -----                         |   |   |   |   |   |   | 1              |                |
|   | 0713070-19   | SPACER -----                       |   |   |   |   |   |   | 1              |                |
| -50   | MS21045L3    | NUT -----                          |   |   |   |   |   |   | 1              |                |
|   |              | *-----                             |   |   |   |   |   |   |                |                |
| -51   | S378-1L      | PULLEY -----                       |   |   |   |   |   |   | 1              |                |
|   |              | ATTACHING PARTS                    |   |   |   |   |   |   |                |                |
| -52   | AN3-5A       | BOLT -----                         |   |   |   |   |   |   | 1              |                |
| -53   | MS21045L3    | NUT -----                          |   |   |   |   |   |   | 1              |                |
|   |              | *-----                             |   |   |   |   |   |   |                |                |
| -54   | 0713070-28   | TUBE ASSEMBLY -----                |   |   |   |   |   |   | 1              |                |
|   |              | ATTACHING PARTS                    |   |   |   |   |   |   |                |                |
| -55   | 0713070-6    | POSITIONING ARM -----              |   |   |   |   |   |   | 1              |                |
| -56   | MS24665-132  | COTTER PIN -----                   |   |   |   |   |   |   | 1              |                |
|   |              | *-----                             |   |   |   |   |   |   |                |                |
| -57   | 0713063      | SPRING -----                       |   |   |   |   |   |   | 1              |                |
| -58   | 0713070-24   | CATCH -----                        |   |   |   |   |   |   | 1              |                |
|   | AN960-4      | WASHER -----                       |   |   |   |   |   |   | 1              |                |
| -59   | MS24665-132  | COTTER PIN -----                   |   |   |   |   |   |   | 1              |                |
| -60   | 0713070-20   | BRACKET ASSEMBLY -----             |   |   |   |   |   |   | 1              |                |
| <p>A---172 SERIAL 17259224 THRU 17263458<br/>                     F172 SERIAL F17200755 THRU F17201234</p> <p>B---172 SERIAL 17259224 THRU 17259834<br/>                     F172 SERIAL F17200755 THRU 17200820</p> <p>C---172 SERIAL 17259835 THRU 17263458<br/>                     F172 SERIAL F17200821 THRU F17201234</p> |              |                                    |   |   |   |   |   |   |                |                |





| FIGURE AND INDEX NO.   | PART NUMBER  | DESCRIPTION                                | UNITS PER ASSY | USABLE ON CODE |
|------------------------|--------------|--|----------------|----------------|
|                        |              | <b>1 2 3 4 5 6 7</b>                       |                |                |
| 145 -                  |              | PEDAL INSTALLATION-RUDDER & BRAKE LH ----- | NP             |                |
| - 1                    | 1460320-1    | PEDAL-BRAKE & RUDDER -----                 | 2              |                |
|                        |              | ATTACHING PARTS                            |                |                |
| - 2                    | 1460501-21   | SHAFT -----                                | 1              |                |
| - 3                    | MS24665-285  | PIN-COTTER -----                           | 2              |                |
| - 4                    | 0411778-3    | SHAFT -----                                | 1              |                |
| - 5                    | MS24665-132  | PIN-COTTER -----                           | 2              |                |
|                        |              | ---*---                                    |                |                |
| - 6                    | 0310196-12   | SPRING-BRAKE & RUDDER RETURN RH -----      | 1              |                |
| - 7                    | 0310196-5    | SPRING-BRAKE & RUDDER RETURN LH -----      | 1              |                |
| - 8                    | 0411307      | ARM-RUDDER BAR -----                       | 2              |                |
|                        |              | ATTACHING PARTS                            |                |                |
| - 9                    | AN3-11A      | BOLT -----                                 | 1              |                |
| -10                    | MS21045L3    | NUT -----                                  | 1              |                |
|                        |              | ---*---                                    |                |                |
| -11                    | 0541138-20   | CYLINDER ASSEMBLY-BRAKE -----              | 2              | A              |
|                        | 0541138-16   | CYLINDER ASSEMBLY-BRAKE -----              | 2              | B              |
|                        | 0541138-22   | CYLINDER ASSEMBLY-BRAKE -----              | 2              | E              |
|                        |              | ATTACHING PARTS                            |                |                |
| -12                    | MS20392-2C15 | PIN -----                                  | 1              |                |
| -13                    | MS24665-132  | PIN-COTTER -----                           | 1              |                |
|                        |              | ---*---                                    |                |                |
| CONTINUED ON NEXT PAGE |              |  |                |                |

Control Pedals

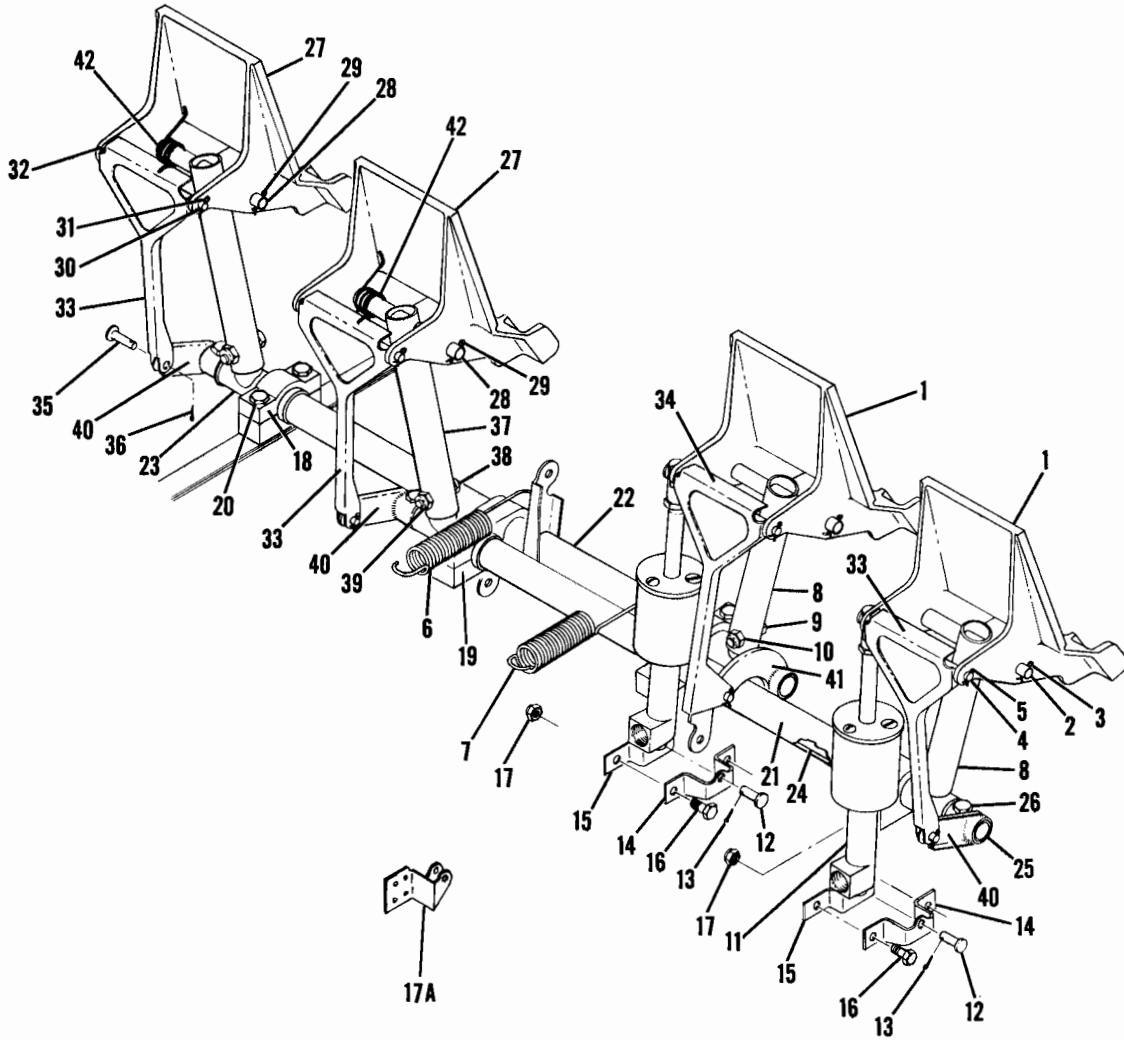


Figure 145. Brake & Rudder Pedals Installation



| FIGURE AND INDEX NO. | PART NUMBER  | DESCRIPTION                                | UNITS PER ASSY | USABLE ON CODE |
|----------------------|--------------|--|----------------|----------------|
|                      |              |  |                |                |
| 145 -14              | 0411550      | BRACKET-BRAKE CYLINDER OUTSIDE -----       | 2              | C              |
| -15                  | 0411549      | BRACKET-BRAKE CYLINDER INSIDE -----        | 2              | C              |
|                      |              | ATTACHING PARTS                            |                |                |
| -16                  | AN3-4A       | BOLT -----                                 | 2              | C              |
| -17                  | MS21045L3    | NUT -----                                  | 2              | C              |
|                      |              | ---*---                                    |                |                |
| -17A                 | Q713624-2    | ANCHOR-MASTER CYLINDER -----               | 2              | D              |
| -18                  | S1674-1      | BEARING-TORQUE TUBE -----                  | 4              |                |
| -19                  | S1675-1      | BEARING-TORQUE TUBE -----                  | 4              |                |
|                      |              | ATTACHING PARTS                            |                |                |
| -20                  | AN3-16A      | BOLT -----                                 | 2              |                |
|                      | AN960-10     | WASHER -----                               | 2              |                |
|                      | MS21045L3    | NUT -----                                  | 2              |                |
|                      |              | ---*---                                    |                |                |
| -21                  | 0411306-14   | WELD ASSEMBLY -----                        | 1              |                |
| -22                  | 0411306-13   | WELD ASSEMBLY -----                        | 1              |                |
| -23                  | S1003-43A    | BEARING -----                              | 4              |                |
| -24                  | 0411565      | TUBE-DUAL BRAKE -----                      | 2              |                |
| -25                  | 0411562      | HUB-DUAL BRAKE -----                       | 4              |                |
|                      |              | ATTACHING PARTS                            |                |                |
| -26                  | AN3-10A      | BOLT -----                                 | 1              |                |
|                      | MS21045L3    | NUT -----                                  | 1              |                |
|                      |              | ---*---                                    |                |                |
|                      |              | PEDAL INSTALLATION-BRAKE & RUDDER RH ----- | NP             |                |
| -27                  | 1460320-1    | PEDAL-BRAKE & RUDDER -----                 | 2              |                |
|                      |              | ATTACHING PARTS                            |                |                |
| -28                  | 1460501-21   | SHAFT -----                                | 1              |                |
| -29                  | MS24665-285  | PIN-COTTER -----                           | 2              |                |
| -30                  | 0411778-2    | SHAFT -----                                | 1              |                |
| -31                  | MS24665-132  | PIN-COTTER -----                           | 2              |                |
| -32                  | NAS42HT6-8   | SPACER -----                               | 1              |                |
|                      | S1438-2      | WASHER -----                               | AR             |                |
|                      |              | ---*---                                    |                |                |
| -33                  | 0411564      | LINK-DUAL BRAKES -----                     | 3              |                |
| -34                  | 0411564-3    | LINK-DUAL BRAKES -----                     | 1              |                |
|                      |              | ATTACHING PARTS                            |                |                |
| -35                  | MS20392-2C15 | PIN -----                                  | 1              |                |
| -36                  | MS24665-132  | PIN-COTTER -----                           | 1              |                |
|                      | NAS43HT3-12  | SPACER -----                               | 1              |                |
|                      |              | ---*---                                    |                |                |
| -37                  | 0411307      | ARM-RUDDER BAR -----                       | 2              |                |
|                      |              | ATTACHING PARTS                            |                |                |
| -38                  | AN3-11A      | BOLT -----                                 | 1              |                |
| -39                  | MS21045L3    | NUT -----                                  | 1              |                |
|                      |              | ---*---                                    |                |                |
| -40                  | 0411563      | BELLCRANK ASSEMBLY -----                   | 3              |                |
| -41                  | 0411573-1    | BELLCRANK ASSEMBLY -----                   | 1              |                |
| -42                  | 1460505-1    | SPRING -----                               | 2              |                |
|                      |              | A---172 SERIAL 17249545 THRU 17250572      |                |                |
|                      |              | P172 SERIAL P17257120 THRU P17257188       |                |                |
|                      |              | F172 SERIAL F172-0001 THRU F172-0018       |                |                |
|                      |              | FP172 SERIAL FP172-0001 THRU FP172-0003    |                |                |
|                      |              | B---172 SERIAL 17250573 THRU 17256512      |                |                |
|                      |              | F172 SERIAL F172-0019 THRU F172-0559       |                |                |
|                      |              | C---172 SERIAL 17249545 THRU 17252327      |                |                |
|                      |              | F172 SERIAL F172-0001 THRU F172-0159       |                |                |
|                      |              | P172 SERIAL P17257120 THRU P17257188       |                |                |
|                      |              | FP172 SERIAL FP172-0001 THRU FP172-0003    |                |                |
|                      |              | D---172 SERIAL 17252328 THRU 17263458      |                |                |
|                      |              | F172 SERIAL F172-0160 THRU F17201234       |                |                |
|                      |              | E---172 SERIAL 17256513 THRU 17263458      |                |                |
|                      |              | F172 SERIAL F172-0560 THRU F17201234       |                |                |

Brake Cylinder

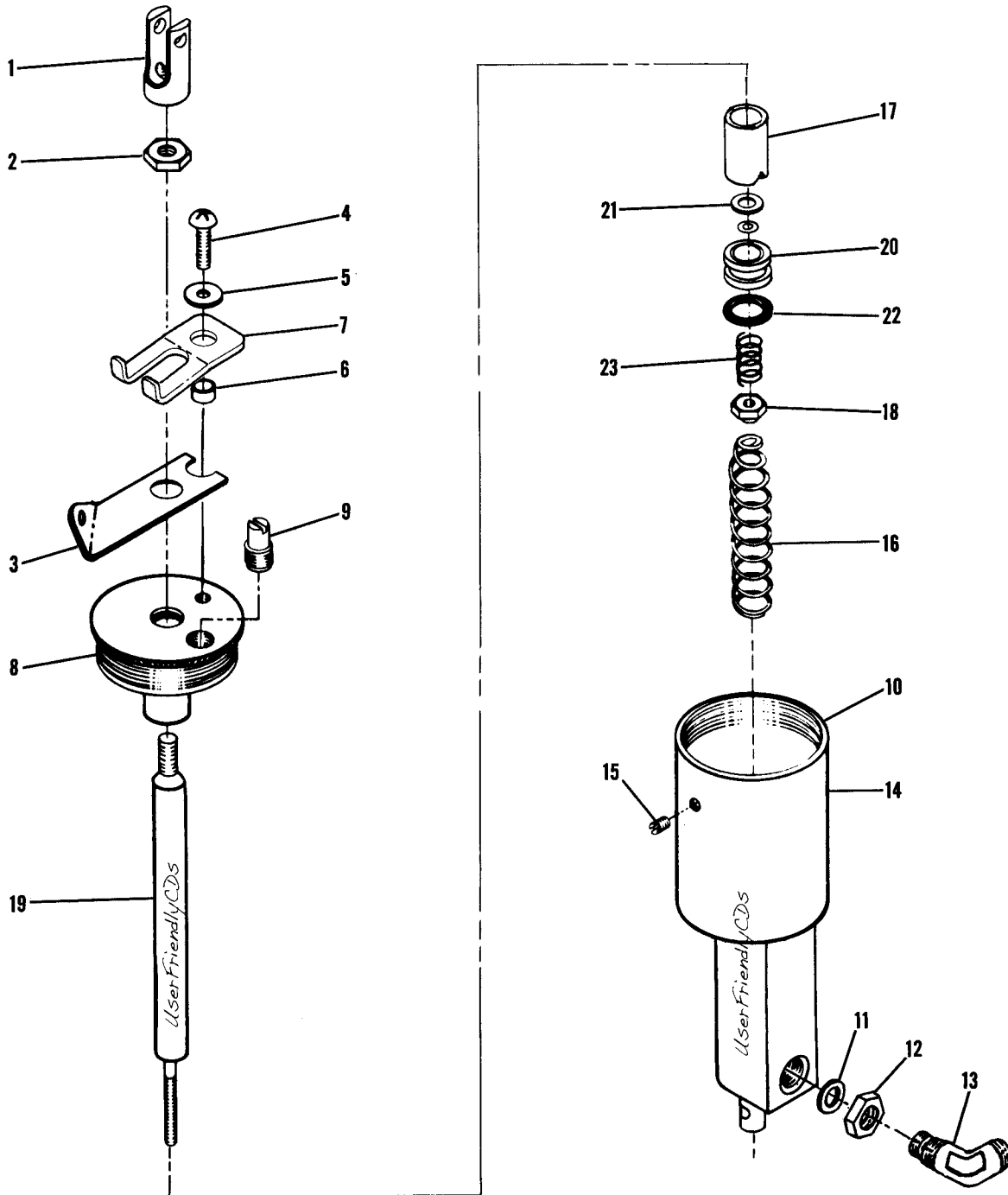
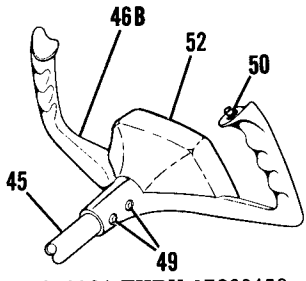


Figure 146. Master Brake Cylinder Assembly

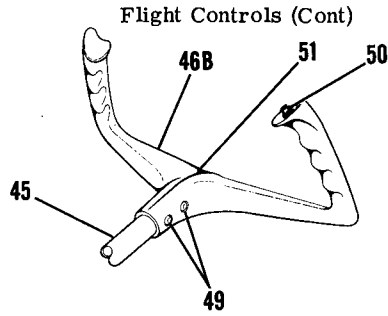
| FIGURE AND INDEX NO.  | PART NUMBER | DESCRIPTION                                      | UNITS PER ASSY | USABLE ON CODE |
|---|-------------|--|----------------|----------------|
|   |             | <b>1 2 3 4 5 6 7</b>                             |                |                |
| 146 -   | 0541138-20  | CYLINDER ASSEMBLY-MASTER BRAKE -----             | 2              | A              |
|   | 0541138-16  | CYLINDER ASSEMBLY-MASTER BRAKE -----             | 2              | B              |
|   | 0541138-22  | CYLINDER ASSEMBLY-MASTER BRAKE -----             | 2              | D              |
| - 1   | 0541140     | CLEVIS-ROD END -----                             | 1              |                |
| - 2   | AN316-4R    | NUT-CHECK -----                                  | 1              |                |
| - 3   | 0541165-1   | PLATE-LOCK -----                                 | 1              | A              |
|   |             | ATTACHING PARTS                                  |                |                |
| - 4   | AN515-10R8  | SCREW-MACHINE -----                              | 1              |                |
| - 5   | AN960-10    | WASHER -----                                     | 1              | A              |
| - 6   | 0541146-1   | SPACER -----                                     | 1              | A              |
|   |             | *-----   |                |                |
| - 7   | 0541167-1   | SPRING-PARKING BRAKE -----                       | 1              | A              |
| - 8   | 0541151     | COVER-MASTER CYLINDER -----                      | 1              |                |
| - 9   | 0541139     | PLUG-FILLER -----                                | 1              |                |
| -10   | 0541147-2   | BODY-MASTER WHEN EXHAUSTED USE 0541184-200 ----- | 1              | A              |
|   | 0541184-200 | BODY-MASTER CYLINDER -----                       | 1              | C              |
| -11   | AN902-4     | GASKET USE WITH 0541147-2 -----                  | 1              |                |
|   | MS2877B-4   | GASKET USE WITH 0541184-200 -----                | 1              |                |
| -12   | AN924-4D    | NUT -----  | 1              |                |
| -13   | AN921-4D    | ELBOW -----                                      | 1              |                |
| -14   | 0541184-2   | BODY-MASTER CYLINDER -----                       | 1              | D              |
|   | 0541184-1   | BODY-MASTER CYLINDER -----                       | 1              | B              |
| -15   | AN565D6-3   | SCREW -----                                      | 1              |                |
| -16   | 0541148     | SPRING-PISTON RETURN -----                       | 1              |                |
| -17   | 0541149     | SLEEVE-PISTON ROD -----                          | 1              |                |
|   | 0541138-5   | PISTON ASSEMBLY-MASTER CYLINDER -----            | 1              |                |
| -18   | 22FH632     | NUT SPS -----                                    | 1              |                |
| -19   | 0541144     | ROD -----  | 1              |                |
| -20   | 0541143     | PISTON -----                                     | 1              |                |
| -21   | 800-001-6   | LOCK-O-SEAL WFR -----                            | 1              |                |
| -22   | MS28775-110 | O RING -----                                     | 1              |                |
| -23   | 0541148-1   | SPRING -----                                     | 1              |                |
| <p>A---172 SERIAL 17249545 THRU 17250572<br/>           P172 SERIAL P17257120 THRU P17257188<br/>           F172 SERIAL F172-0001 THRU F172-0018<br/>           FP172 SERIAL FP172-0001 THRU FP172-0003</p> <p>B---172 SERIAL 17250573 THRU 17256512<br/>           F172 SERIAL F172-0019 THRU F172-0559</p> <p>C---172 SERIAL 17249545 THRU 17256512<br/>           F172 SERIAL F172-0001 THRU F17201234<br/>           P172 SERIAL P17257120 THRU P17257188<br/>           FP172 SERIAL FP172-0001 THRU FP172-0003</p> <p>D---172 SERIAL 17256513 THRU 17263458<br/>           F172 SERIAL F172-0560 THRU F17201234</p> |             |  |                |                |



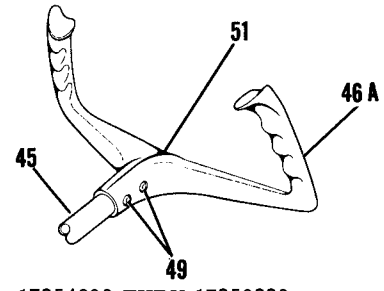
| FIGURE AND INDEX NO.   | PART NUMBER | DESCRIPTION                           | UNITS PER ASSY | USABLE ON CODE |
|--|-------------|---------------------------------------|----------------|----------------|
| 147 -  |             | <b>CONTROL TEE INSTALLATION</b> ----- |                |                |
| - 1  | 0411221-4   | CONTROL TEE ASSEMBLY -----            | NP<br>1        | E              |
|  |             | ATTACHING PARTS -----                 |                |                |
| - 2  | AN4-31      | BOLT -----                            | 1              |                |
| - 3  | AN960-416L  | WASHER -----                          | 2              |                |
| - 4  | MS21042L4   | NUT -----                             | 2              |                |
| - 5  | AN4-10A     | BOLT -----                            | 1              |                |
| - 6  | AN960-416   | WASHER -----                          | 1              |                |
| - 7  | S18-30      | BUSHING -----                         | 1              |                |
|  |             | ---*---                               |                |                |
| - 8  | 0411047     | SPROCKET-AILERON CHAIN -----          | 2              |                |
|  |             | ATTACHING PARTS -----                 |                |                |
| - 9  | AN3-11A     | BOLT -----                            | 1              |                |
| -10  | MS21044N3   | NUT -----                             | 1              |                |
|  |             | ---*---                               |                |                |
| -11  | 0411255     | SHAFT -----                           | 2              |                |
| -12  | AN960-816   | WASHER -----                          | 2              |                |
| -13  | AN960A816L  | WASHER -----                          | AR             |                |
| -14  | 0411257     | UNIVERSAL JOINT -----                 | 2              |                |
|  |             | ATTACHING PARTS -----                 |                |                |
| -15  | AN3-10A     | BOLT -----                            | 1              |                |
| -16  | MS21044N3   | NUT -----                             | 1              |                |
|  |             | ---*---                               |                |                |
| -17  | 0411326-4   | MACHINING ASSEMBLY-CONTROL TEE -----  | 1              |                |
| -18  | F620        | BUSHING AXD -----                     | 4              |                |
| -19  | B610        | BEARING TOR -----                     | 2              |                |
|  | B610-P      | BEARING TOR ALTERNATE -----           | 2              |                |
|  | B610-0H     | BEARING TOR ALTERNATE -----           | 2              |                |
| -20  | MS20200KP4  | BEARING -----                         | 1              |                |
| -21  | 0513182-8   | CONTROL WHEEL ASSEMBLY -----          | 2              | C              |
|  | 0513182-2   | CONTROL WHEEL ASSEMBLY -----          | 2              | A              |
|  | 0513182-9   | CONTROL WHEEL ASSEMBLY -----          | 2              | D              |
|  | 0513182-10  | CONTROL WHEEL ASSEMBLY -----          | 2              | B              |
|  |             | ATTACHING PARTS -----                 |                |                |
| -22  | AN3-10A     | BOLT -----                            | 1              |                |
| -23  | MS21044N3   | NUT -----                             | 1              |                |
|  |             | ---*---                               |                |                |
| -24  | 0413213-2   | TUBE CONTROL -----                    | 1              |                |
| -25  | 0513166-1   | WHEEL -----                           | 1              |                |
|  |             | ATTACHING PARTS -----                 |                |                |
| -26  | 0413216     | RIVET -----                           | 1              |                |
| -27  | 0413216-4   | RIVET -----                           | 1              |                |
|  |             | ---*---                               |                |                |
| -28  | 0500109-3   | PLACARD -----                         | 1              | C              |
| -29  | 0500084-1   | PLACARD -----                         | 1              | A              |
| -30  | 0500124-2   | PLACARD -----                         | 1              | B              |
| -31  | 0500124-1   | PLACARD -----                         | 1              | D              |
| <p>A---172 SERIAL 17249545 THRU 17250572<br/>           F172 SERIAL F172-0001 THRU F172-0018<br/>           B---P172 SERIAL P17257120 THRU P17257188<br/>           FP172 SERIAL FP172-0001 THRU FP172-0003<br/>           C---172 SKYHAWK SERIAL 17249545 THRU 17250572<br/>           D---P172 SKYHAWK SERIAL P17257120 THRU P17257188<br/>           E---172 SERIAL 17249545 THRU 17250572<br/>           F172 SERIAL F172-0001 THRU F172-0018<br/>           P172 SERIAL P17257120 THRU P17257188<br/>           FP172 SERIAL FP172-0001 THRU FP172-0003</p> |             |                                       |                |                |



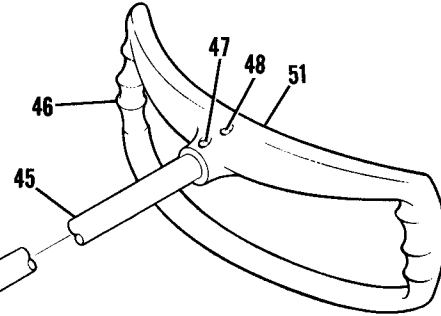
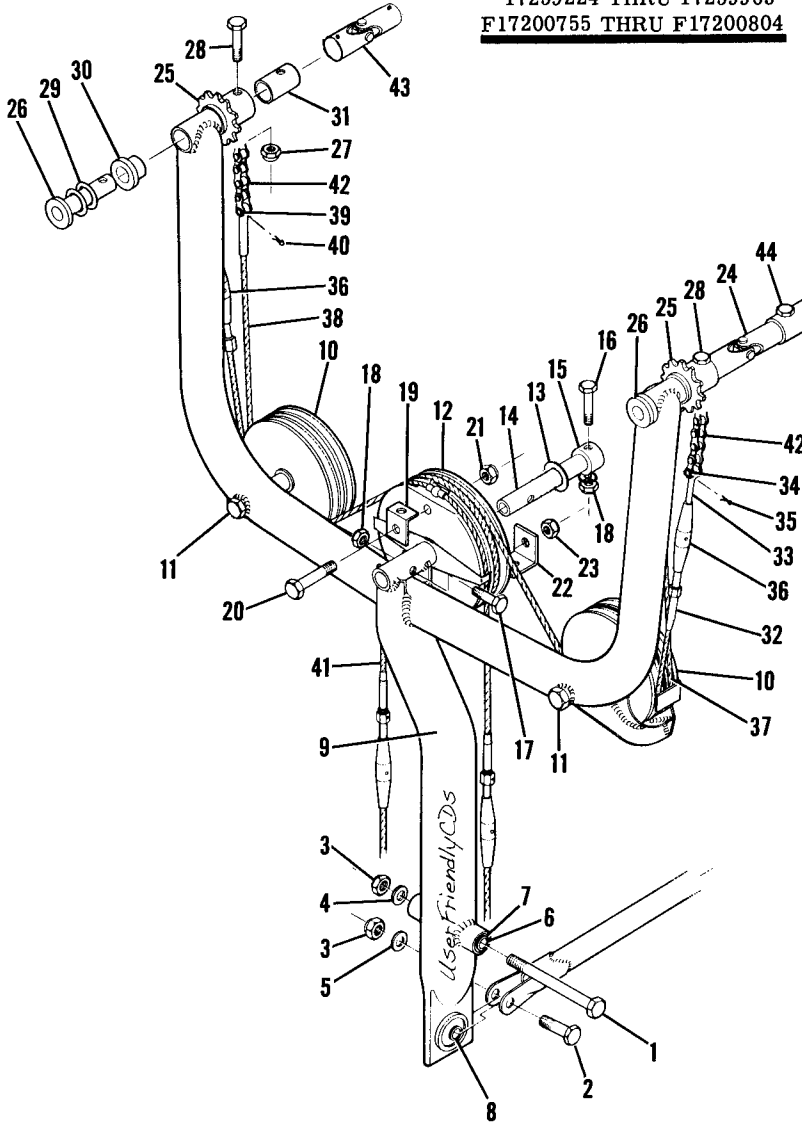
17259904 THRU 17263458  
F17200805 THRU F17201234



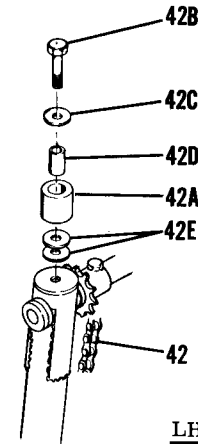
17259224 THRU 17259903  
F17200755 THRU F17200804



17254893 THRU 17259223  
F172-0320 THRU F17200754



17250573 THRU 17254892  
F172-0019 THRU F172-0319



LH ONLY

172 SERIAL 17256513 THRU 17256649  
WITH NAV-O-MATIC SYSTEM  
172 SERIAL 17256650 THRU 17263458  
ALL AIRCRAFT

172 SERIAL 17250573 THRU 17263458  
F172 SERIAL F172-0019 THRU F17201234

Figure 148. Control Yoke Installation





| FIGURE AND INDEX NO. | PART NUMBER | DESCRIPTION  | UNITS PER ASSY | USABLE ON CODE |
|----------------------|-------------|--|----------------|----------------|
| 148 -                |             | <b>1 2 3 4 5 6 7</b><br>CONTROL YOKE INSTALLATION -----  | NP             | A              |
|                      | 0560006-1   | YOKE ASSEMBLY-CONTROL -----                              | 1              | B              |
|                      | 0560006-5   | YOKE ASSEMBLY-CONTROL -----                              | 1              | C              |
|                      | 0560006-6   | YOKE ASSEMBLY-CONTROL -----                              | 1              | N              |
|                      |             | ATTACHING PARTS  |                |                |
| - 1                  | AN4-31A     | BOLT -----   | 1              |                |
| - 2                  | AN4-10A     | BOLT -----   | 1              |                |
| - 3                  | MS21042L4   | NUT -----  | 2              |                |
| - 4                  | AN960-416L  | WASHER -----   | 1              |                |
| - 5                  | AN960-416   | WASHER -----   | 1              |                |
| - 6                  | 051325L-1   | BUSHING -----  | 1              |                |
| - 7                  | B610        | BEARING TOR -----  | 1              |                |
| - 8                  | AN200K54    | BEARING -----  | 1              |                |
|                      |             | -----*   |                |                |
| - 9                  | 0511782-1   | WELD ASSY-YOKE -----                                     | 1              | B              |
|                      | 0511782-16  | WELD ASSEMBLY-YOKE -----                                 | 1              | C              |
|                      | 0511782-17  | WELD ASSEMBLY-YOKE -----                                 | 1              | N              |
| -10                  | S378-4      | PULLEY -----   | 4              |                |
| -11                  | AN4-30A     | BOLT -----   | 2              |                |
|                      | MS21042L4   | NUT -----  | 2              |                |
| -12                  | 0511783-1   | DRUM ASSEMBLY -----                                      | 1              |                |
|                      |             | ATTACHING PARTS  |                |                |
| -13                  | AN960-816L  | WASHER -----   | 2              |                |
| -14                  | 0511784-1   | SHAFT -----  | 1              |                |
| -15                  | 0511787-1   | RETAINER -----   | 1              |                |
| -16                  | AN3-11A     | BOLT -----   | 1              |                |
|                      | AN960-10    | WASHER -----   | 1              |                |
| -17                  | AN3-10A     | BOLT -----   | 1              |                |
| -18                  | MS21044N3   | NUT -----  | 2              |                |
|                      |             | -----*   |                |                |
| -19                  | 0511786-1   | CLAMP -----  | 1              |                |
|                      |             | ATTACHING PARTS  |                |                |
| -20                  | AN3-13A     | BOLT -----   | 1              |                |
| -21                  | MS21044N3   | NUT -----  | 1              |                |
|                      |             | -----*   |                |                |
| -22                  | 0511786-2   | CLAMP -----  | 1              |                |
|                      |             | ATTACHING PARTS  |                |                |
| -23                  | AN3-12A     | BOLT -----   | 1              |                |
|                      | MS21044N3   | NUT -----  | 1              |                |
|                      |             | -----*   |                |                |
| -24                  | 0411257     | JOINT-UNIVERSAL LH ONLY -----                            | 1              |                |
|                      | S1495-10    | HOSE 1.12 IN LG BJLK ITEM REF S1495-10-1.12 -----        | 1              |                |
| -25                  | 0511785-1   | SPROCKET -----   | 2              |                |
|                      |             | ATTACHING PARTS  |                |                |
| -26                  | 0511788-1   | SHAFT -----  | 1              |                |
| -27                  | MS21044N3   | NUT -----  | 1              |                |
| -28                  | AN3-11A     | BOLT -----   | 1              |                |
| -29                  | AN960-816L  | WASHER -----   | 2              |                |
| -30                  | S1004-43A   | BEARING -----  | 2              |                |
|                      |             | -----*   |                |                |
| -31                  | 0511789-1   | SPACER USE ONLY WHEN RH CONTROLS ARE NOT INSTALLED ----- | 1              |                |
| -32                  | 0510105-213 | CABLE ASSEMBLY -----                                     | 1              |                |
|                      | 0510105-313 | CABLE ASSEMBLY STAINLESS STEEL -----                     | 1              |                |
|                      |             | ATTACHING PARTS  |                |                |
| -33                  | NAS288-35   | TERMINAL -----   | 2              |                |
| -34                  | AN21-10     | BOLT -----   | 2              |                |
|                      | AN960PD6L   | WASHER -----   | 2              |                |
|                      | AN320-1     | NUT -----  | 2              |                |
| -35                  | MS24665-5   | PIN-COTTER -----   | 2              |                |
| -36                  | AN155B32S   | BARREL -----   | 2              |                |
|                      |             | -----*   |                |                |
| -37                  | 0510105-215 | CABLE ASSEMBLY-LH -----                                  | 1              |                |
|                      | 0510105-315 | CABLE ASSEMBLY-LH STAINLESS STEEL -----                  | 1              |                |
| -38                  | 0510105-214 | CABLE ASSEMBLY-RH -----                                  | 1              |                |
|                      | 0510105-314 | CABLE ASSEMBLY-RH STAINLESS STEEL -----                  | 1              |                |
|                      |             | ATTACHING PARTS  |                |                |
| -39                  | AN21-10     | BOLT -----   | 1              |                |
|                      | AN960PD6L   | WASHER -----   | 1              |                |
|                      | AN320-1     | NUT -----  | 1              |                |
| -40                  | MS24665-5   | PIN-COTTER -----   | 1              |                |
|                      | AN155B32S   | BARREL -----   | 1              |                |
|                      |             | -----*   |                |                |

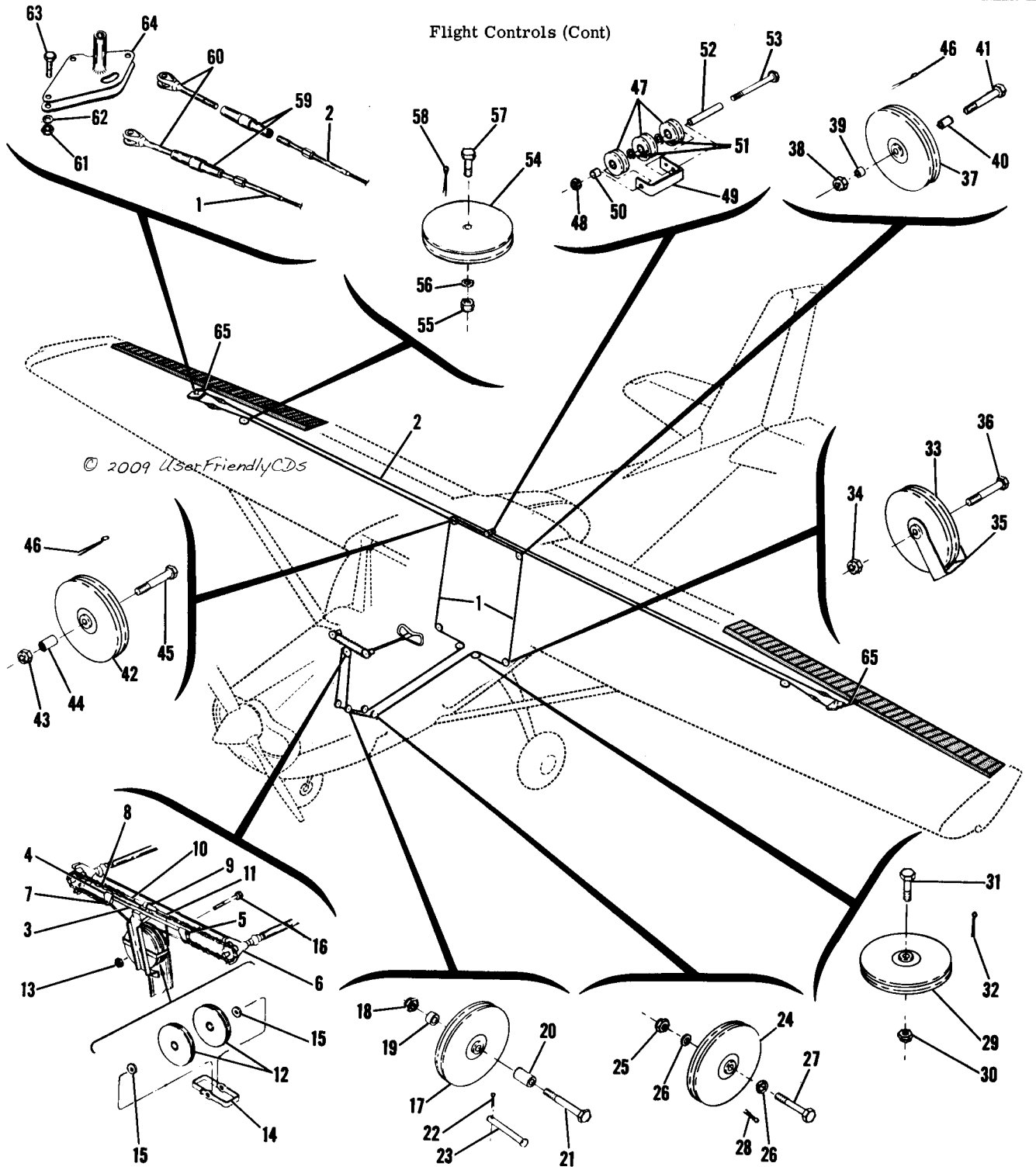
CONTINUED ON NEXT PAGE

| FIGURE AND INDEX NO. | PART NUMBER | DESCRIPTION   | UNITS PER ASSY |   |   |   |   |   |    | USABLE ON CODE |
|----------------------|-------------|---|----------------|---|---|---|---|---|----|----------------|
|                      |             |   | 1              | 2 | 3 | 4 | 5 | 6 | 7  |                |
| 148 -41              | 0510105-216 | CABLE ASSEMBLY -----  |                |   |   |   |   |   | 1  |                |
|                      | 0510105-316 | CABLE ASSEMBLY STAINLESS STEEL -----  |                |   |   |   |   |   | 1  |                |
| -42                  | 0413372-5   | CHAIN -----   |                |   |   |   |   |   | 2  |                |
| -42A                 | N6-2        | BEARING NYLO LH ONLY -----  |                |   |   |   |   |   | 1  | N              |
|                      |             | ATTACHING PARTS   |                |   |   |   |   |   |    |                |
| -42B                 | AN4-11A     | BOLT LH ONLY -----  |                |   |   |   |   |   | 1  | N              |
| -42C                 | AN9600416L  | WASHER LH ONLY -----  |                |   |   |   |   |   | 1  | N              |
| -42D                 | 0513414-1   | BUSHING LH ONLY -----   |                |   |   |   |   |   | 1  | N              |
| -42E                 | AN960PD416  | WASHER LH ONLY -----  |                |   |   |   |   |   | 1  | N              |
|                      | MS21042L4   | NUT LH ONLY -----   |                |   |   |   |   |   | 1  | N              |
|                      |             | -----*  |                |   |   |   |   |   |    |                |
| -43                  | 0411257     | JOINT-UNIVERSAL -----   |                |   |   |   |   |   | 2  |                |
|                      | S1495-10    | HOSE 1.12 IN LG BULK ITEM REF S1495-10-1.12 -----   |                |   |   |   |   |   |    |                |
|                      | 0513332-200 | CONTROL WHEEL ASSEMBLY -----  |                |   |   |   |   |   | 2  | B              |
|                      | 0513332-201 | CONTROL WHEEL ASSEMBLY -----  |                |   |   |   |   |   | 2  | G              |
|                      | 0513240-5   | CONTRDL WHEEL ASSEMBLY WHEN EXHAUSTED USE 0513240-8 -----   |                |   |   |   |   |   | 2  | H              |
|                      | 0513240-8   | CONTROL WHEEL ASSEMBLY WHEN EXHAUSTED USE 0513240-14 -----  |                |   |   |   |   |   | 2  | K              |
|                      | 0513240-14  | CONTROL WHEEL ASSEMBLY -----  |                |   |   |   |   |   | 2  | L              |
|                      | 0513240-17  | CONTROL WHEEL ASSY PILOT & CO-PILOT WITHOUT MIKE SWITCH -----   |                |   |   |   |   |   | 1  | Q              |
|                      | 0513261-2   | CONTROL WHEEL ASSY PILOT & CO-PILOT WITHOUT MIKE SWITCH -----   |                |   |   |   |   |   | 1  | S              |
|                      | 0513261-13  | CONTROL WHEEL ASSY PILOT & CO-PILOT WITHOUT MIKE SWITCH -----   |                |   |   |   |   |   | 1  | T              |
|                      | 0513340-19  | CONTROL WHEEL ASSY PILOT ONLY USED WITH MIKE SWITCH -----   |                |   |   |   |   |   | 1  | Q              |
|                      | 0513261-3   | CONTROL WHEEL ASSY PILOT ONLY USED WITH MIKE SWITCH -----   |                |   |   |   |   |   | 1  | S              |
|                      | 0513261-14  | CONTROL WHEEL ASSY PILOT ONLY USED WITH MIKE SWITCH -----   |                |   |   |   |   |   | 1  | T              |
|                      |             | ATTACHING PARTS   |                |   |   |   |   |   |    |                |
| -44                  | AN3-10A     | BOLT -----  |                |   |   |   |   |   | 1  |                |
|                      | MS21044N3   | NUT -----   |                |   |   |   |   |   | 1  |                |
|                      |             | -----*  |                |   |   |   |   |   |    |                |
| -45                  | 0413213-10  | TUBE-CONTROL -----  |                |   |   |   |   |   | 1  | J              |
|                      | 0413213-12  | TUBE-CONTROL WHEN EXHAUSTED USE 0413213-17 -----  |                |   |   |   |   |   | 1  | M              |
|                      | 0413213-17  | TUBE-CONTROL WEU 0413213-20 -----   |                |   |   |   |   |   | 1  | L              |
|                      | 0413213-20  | TUBE-CONTROL -----  |                |   |   |   |   |   | 1  | U              |
|                      | 0413213-23  | TUBE-CONTROL -----  |                |   |   |   |   |   | 1  | T              |
| -46                  | 0513166-3   | WHEEL-CONTROL -----   |                |   |   |   |   |   | 1  | B              |
|                      | 0513166-7   | WHEEL-CONTROL -----   |                |   |   |   |   |   | 1  | G              |
| -46A                 | 0513239-1   | WHEEL-CONTROL WHEN EXHAUSTED USE 0513239-5 -----  |                |   |   |   |   |   | 1  | H              |
|                      | 0513239-5   | WHEEL-CONTROL WHEN EXHAUSTED USE 0513239-9 -----  |                |   |   |   |   |   | 1  | K              |
|                      | 0513239-9   | WHEEL-CONTROL -----   |                |   |   |   |   |   | 1  | L              |
|                      | 0513239-13  | WHEEL-CONTROL PILOT & CO-PILOT WITHOUT MIKE SWITCH -----  |                |   |   |   |   |   | 1  | Q              |
|                      | 0513260-4   | WHEEL-CONTROL PILOT & CO-PILOT WITHOUT MIKE SWITCH -----  |                |   |   |   |   |   | 1  | R              |
| -46B                 | 0513239-15  | WHEEL-CONTROL PILOT ONLY USED WITH MIKE SWITCH -----  |                |   |   |   |   |   | 1  | Q              |
|                      | 0513260-5   | WHEEL-CONTROL PILOT ONLY USED WITH MIKE SWITCH -----  |                |   |   |   |   |   | 1  | R              |
|                      |             | ATTACHING PARTS   |                |   |   |   |   |   |    |                |
| -47                  | 0413216     | RIVET USED WITH 0513166-3 & -7 -----  |                |   |   |   |   |   | 1  |                |
| -48                  | 0413216-4   | RIVET USED WITH 0513166-3 & -7 -----  |                |   |   |   |   |   | 1  |                |
| -49                  | 0413216-6   | RIVET USED WITH 0513239-1 & 0513260-4 & -5 -----  |                |   |   |   |   |   | 2  |                |
|                      | 0413216-8   | RIVET USED WITH 0513230-13 & -15 -----  |                |   |   |   |   |   | 2  |                |
|                      |             | -----*  |                |   |   |   |   |   |    |                |
| -50                  | S1985-1     | SWITCH-MIKE -----   |                |   |   |   |   |   | 1  | P              |
| -51                  | SEE FIG 2   | PLACARDS-CONTROL WHEEL -----  |                |   |   |   |   |   | AR |                |
| -52                  | 0514080-1   | PAD-CONTROL WHEEL -----   |                |   |   |   |   |   | 1  | S              |
|                      | 0514088-1   | PAD-CONTROL WHEEL -----   |                |   |   |   |   |   | 1  | V              |
|                      | 0414044-1   | PAD-CONTROL WHEEL 172 & F172 -----  |                |   |   |   |   |   | 1  | W              |
|                      | 0514097-1   | PAD-CONTROL WHEEL SKYHAWK -----   |                |   |   |   |   |   | 1  | W              |
|                      |             | A---172 SERIAL 17250573 THRU 17263458<br>F172 SERIAL F172-0019 THRU F17201234   |                |   |   |   |   |   |    |                |
|                      |             | B---172 SERIAL 17250573 THRU 17251822<br>F172 SERIAL F172-0019 THRU F172-0085   |                |   |   |   |   |   |    |                |
|                      |             | C---172 SERIAL 17251823 THRU 17256512<br>F172 SERIAL F172-0086 THRU F172-0559   |                |   |   |   |   |   |    |                |
|                      |             | D---DELETED   |                |   |   |   |   |   |    |                |
|                      |             | E---DELETED   |                |   |   |   |   |   |    |                |
|                      |             | F---DELETED   |                |   |   |   |   |   |    |                |
|                      |             | G---172 SERIAL 17251823 THRU 17254892<br>F172 SERIAL F172-0086 THRU F172-0319   |                |   |   |   |   |   |    |                |
|                      |             | H---172 SERIAL 17254893 THRU 17256512<br>F172 SERIAL F172-0320 THRU F172-0431<br>F172-0436 THRU F172-0442<br>F172-0444 THRU F172-0446 |                |   |   |   |   |   |    |                |
|                      |             | J---172 SERIAL 17250573 THRU 17254892<br>F172 SERIAL F172-0019 THRU F172-0319   |                |   |   |   |   |   |    |                |
|                      |             | CONTINUED ON NEXT PAGE  |                |   |   |   |   |   |    |                |



| FIGURE AND INDEX NO. | PART NUMBER | DESCRIPTION   | UNITS PER ASSY | USABLE ON CODE |
|----------------------|-------------|---|----------------|----------------|
| 148 -                |             | <p style="text-align: center;"><b>1 2 3 4 5 6 7</b></p> K---172 SERIAL 17256513 THRU 17256872<br>F172 SERIAL F172-0432 THRU F172-0435<br>F172-0443, F172-0447 THRU F172-0559<br>L---172 SERIAL 17256873 THRU 17259223<br>F172 SERIAL F172-0560 THRU F17200754<br>M---172 SERIAL 17254893 THRU 17256872<br>F172 SERIAL F172-0320 THRU F172-0559<br>N---172 SERIAL 17256513 THRU 17256649 WHEN<br>EQUIPPED WITH NAV-D-MATIC SYSTEM<br>172 SERIAL 17256650 THRU 17263458<br>F172 SERIAL F172-0560 THRU F17201234<br>P---172 SERIAL 17259224 THRU 17263458<br>F172 SERIAL F17200755 THRU F17201234<br>Q---172 SERIAL 17259224 THRU 17259903<br>F172 SERIAL F17200755 THRU F17200804<br>R---172 SERIAL 17259904 THRU 17263458<br>F172 SERIAL F17200805 THRU F17201234<br>S---172 SERIAL 17259904 THRU 17260758<br>F172 SERIAL F17200805 THRU F17200904<br>T---172 SERIAL 17260759 THRU 17263458<br>F172 SERIAL F17200905 THRU F17201234<br>U---172 SERIAL 17259224 THRU 17260758<br>F172 SERIAL F17200755 THRU F17200904<br>V---172 SERIAL 17260759 THRU 17261898<br>F172 SERIAL F17200905 THRU F17201034<br>W---172 SERIAL 17261899 THRU 17263458<br>F172 SERIAL F17201035 THRU F17201234 |                |                |

Flight Controls (Cont)



172 SERIAL 17249545 THRU 17250572  
P172 SERIAL P17257120 THRU P17257188

Figure 149. Aileron Control System Installation

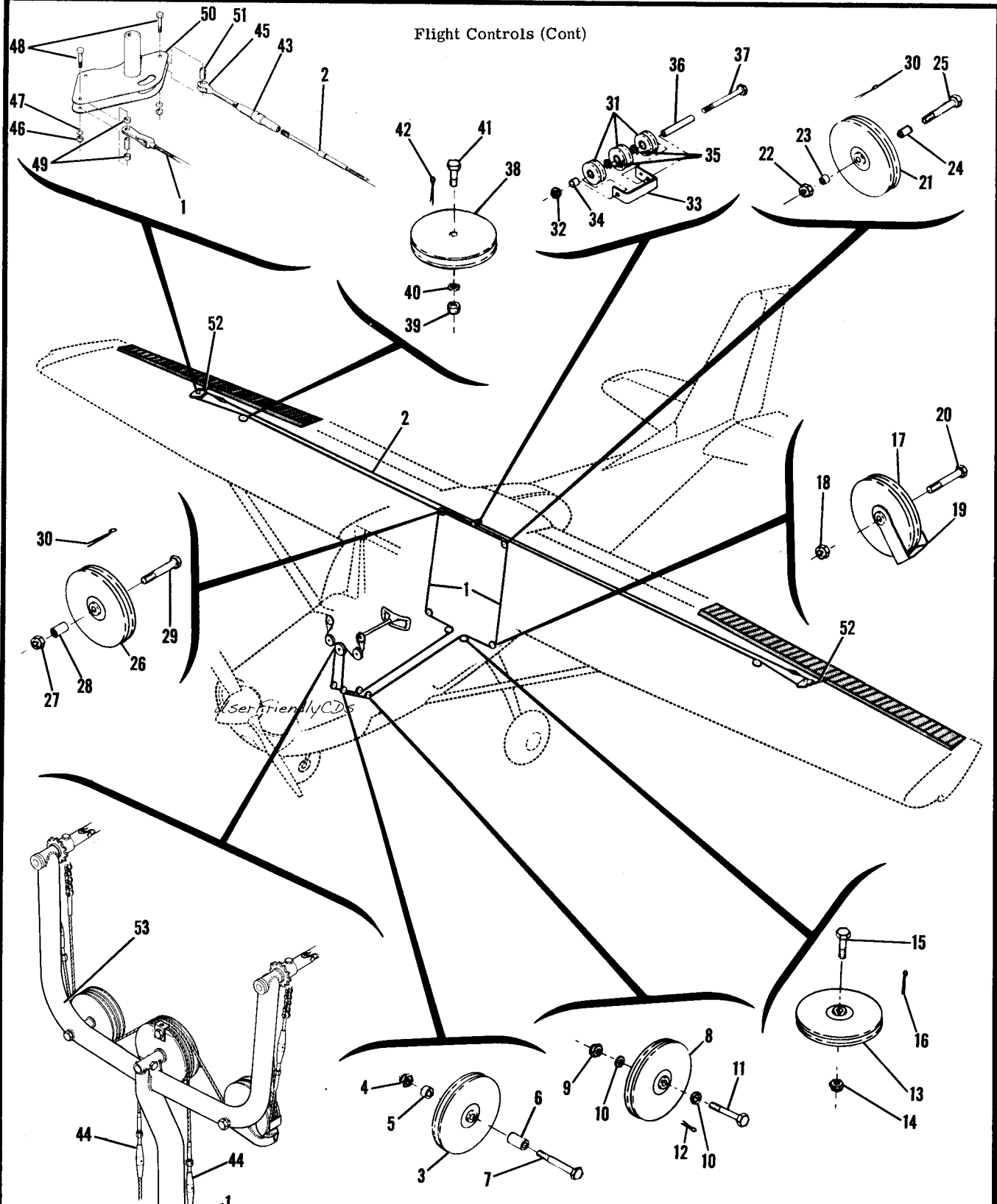


| FIGURE AND INDEX NO.   | PART NUMBER  | DESCRIPTION   | UNITS PER ASSY | USABLE ON CODE |
|------------------------|--------------|---|----------------|----------------|
| 149 -                  |              | <b>1 2 3 4 5 6 7</b><br>AILERON CONTROL SYSTEM INSTALLATION ----- | NP             | A              |
| - 1                    | 0510105-72   | CABLE-AILERON CONTROL -----                                       | 2              |                |
|                        | 0510105-172  | CABLE-AILERON CONTROL STAINLESS STEEL -----                       | 2              |                |
| - 2                    | 0510105-13   | CABLE-AILERON CARRY THRU -----                                    | 1              |                |
|                        | 0510105-113  | CABLE-AILERON CARRY THRU STAINLESS STEEL -----                    | 1              |                |
| - 3                    | 0411880      | BAR ASSEMBLY-AILERON CARRY THRU -----                             | 1              |                |
| - 4                    | 0411881      | TUBE ASSEMBLY-AILERON CARRY THRU -----                            | 1              |                |
|                        |              | ATTACHING PARTS   |                |                |
| - 5                    | MS21042L4    | NUT -----   | 2              |                |
|                        |              | -----*  |                |                |
| - 6                    | 0411051      | CHAIN ASSEMBLY -----  | 1              |                |
|                        |              | ATTACHING PARTS   |                |                |
| - 7                    | MS24665-5    | PIN-COTTER -----  | 2              |                |
|                        | AN21-12      | BOLT-CLEVIS -----   | 2              |                |
|                        | AN320-1      | NUT -----   | 2              |                |
|                        |              | -----*  |                |                |
| - 8                    | 0411051-4    | CHAIN -----   | 2              |                |
| - 9                    | AN155B32S    | BARREL-TURNBUCKLE -----   | 1              |                |
| -10                    | NAS288-35LH  | TERMINAL -----  | 1              |                |
| -11                    | NAS288-35RH  | TERMINAL -----  | 1              |                |
| -12                    | S378-4       | PULLEY -----  | 2              |                |
|                        |              | ATTACHING PARTS   |                |                |
| -13                    | MS21042L4    | NUT -----   | 1              |                |
| -14                    | 0411232      | GUARD-CABLE -----   | 1              |                |
| -15                    | AN960-416    | WASHER -----  | 2              |                |
| -16                    | AN4-33A      | BOLT -----  | 1              |                |
|                        |              | -----*  |                |                |
| -17                    | S378-4       | PULLEY -----  | 2              |                |
|                        |              | ATTACHING PARTS   |                |                |
| -18                    | MS21042L4    | NUT -----   | 1              |                |
| -19                    | 0510136      | SPACER -----  | 1              |                |
| -20                    | 0510137      | SPACER -----  | 1              |                |
| -21                    | AN4-21A      | BOLT -----  | 1              |                |
|                        |              | -----*  |                |                |
| -22                    | MS24665-132  | PIN-COTTER -----  | 2              |                |
| -23                    | MS20392-1C57 | PIN -----   | 2              |                |
| -24                    | S378-4       | PULLEY -----  | 2              |                |
|                        |              | ATTACHING PARTS   |                |                |
| -25                    | MS21042L4    | NUT -----   | 1              |                |
| -26                    | AN960-416L   | WASHER -----  | 2              |                |
| -27                    | AN4-14A      | BOLT -----  | 1              |                |
|                        |              | -----*  |                |                |
| -28                    | MS24665-357  | PIN-COTTER -----  | 2              |                |
| -29                    | S378-4       | PULLEY -----  | 2              |                |
|                        |              | ATTACHING PARTS   |                |                |
| -30                    | MS21042L4    | NUT -----   | 1              |                |
| -31                    | AN4-10A      | BOLT -----  | 1              |                |
|                        |              | -----*  |                |                |
| -32                    | MS24665-136  | PIN-COTTER -----  | 2              |                |
| -33                    | S378-4       | PULLEY -----  | 2              |                |
|                        |              | ATTACHING PARTS   |                |                |
| -34                    | MS21042L4    | NUT -----   | 1              |                |
| -35                    | 0512135      | GUARD-CABLE -----   | 1              |                |
| -36                    | AN4-21A      | BOLT -----  | 1              |                |
|                        |              | -----*  |                |                |
| -37                    | S378-4       | PULLEY -----  | 1              |                |
|                        |              | ATTACHING PARTS   |                |                |
| -38                    | MS21042L4    | NUT -----   | 1              |                |
| -39                    | NAS43HT4-16  | SPACER -----  | 1              |                |
| -40                    | NAS43HT4-28  | SPACER -----  | 1              |                |
| -41                    | AN4-15A      | BOLT -----  | 1              |                |
|                        |              | -----*  |                |                |
| CONTINUED ON NEXT PAGE |              |   |                |                |

| FIGURE AND INDEX NO. | PART NUMBER | DESCRIPTION  | UNITS PER ASSY | USABLE ON CODE |
|----------------------|-------------|--|----------------|----------------|
| 149 -42              | S378-4      | PULLEY -----<br>ATTACHING PARTS  | 1              |                |
| -43                  | MS21042L4   | NUT -----  | 1              |                |
| -44                  | NAS43HT4-42 | SPACER -----   | 1              |                |
| -45                  | AN4-15A     | BOLT -----<br>-----*   | 1              |                |
| -46                  | MS24665-140 | PIN-COTTER -----   | 4              |                |
| -47                  | S394        | PULLEY -----<br>ATTACHING PARTS  | 3              |                |
| -48                  | MS21044N3   | NUT -----  | 1              |                |
| -49                  | 0512136     | GUARD-CABLE -----  | 1              |                |
| -50                  | NAS43HT4-16 | SPACER -----   | 1              |                |
| -51                  | AN960-416   | WASHER -----   | 2              |                |
| -52                  | 0512138     | BUSHING -----  | 1              |                |
| -53                  | AN3-21A     | BOLT -----<br>-----*   | 1              |                |
| -54                  | S378-3L     | PULLEY -----<br>ATTACHING PARTS  | 2              |                |
| -55                  | MS21042L4   | NUT -----  | 1              |                |
| -56                  | AN960-416   | WASHER -----   | 1              |                |
| -57                  | AN4-10A     | BOLT -----<br>-----*   | 1              |                |
| -58                  | MS24665-134 | PIN-COTTER -----   | 2              |                |
| -59                  | AN155832L   | BARREL-TURNBUCKLE -----  | 3              |                |
| -60                  | AN161-32LL  | FORK -----   | 3              |                |
| -61                  | MS21044N3   | NUT -----  | 4              |                |
| -62                  | AN960-10L   | WASHER -----   | 4              |                |
| -63                  | AN3-7A      | BOLT -----   | 4              |                |
| -64                  | 0523223-1   | BELLCRANK ASSEMBLY-AILERON RH -----  | 1              |                |
| -64                  | 0523223     | BELLCRANK ASSEMBLY-AILERON LH -----  | 1              |                |
| -65                  | 0523218     | ROD ASSEMBLY-AILERON PUSH-PULL -----   | 2              |                |
|                      |             | A---172 SERIAL 17249545 THRU 17250572<br>P172 SERIAL P17257120 THRU P17257188<br>F172 SERIAL F172-0001 THRU F172-0018<br>FP172 SERIAL FP172-0001 THRU FP172-0003 |                |                |

| FIGURE AND INDEX NO.   | PART NUMBER | DESCRIPTION  | UNITS PER ASSY | USABLE ON CODE |
|------------------------|-------------|--|----------------|----------------|
|                        |             | <b>1 2 3 4 5 6 7</b>                                   |                |                |
| 150 -                  | 0510105-217 | AILERON CONTROL SYSTEM INSTALLATION -----              | NP             | A              |
| - 1                    | 0510105-217 | CABLE-AILERON CONTROL DIRECT -----                     | 2              |                |
|                        | 0510105-224 | CABLE-AILERON CONTROL DIRECT -----                     | 2              | C              |
|                        | 0510105-317 | CABLE-AILERON CONTROL DIRECT STAINLESS STEEL -----     | 2              | B              |
|                        | 0510105-324 | CABLE-AILERON CONTROL DIRECT STAINLESS STEEL -----     | 2              | C              |
| - 2                    | 0510105-13  | CABLE-AILERON CONTROL CARRY THRU -----                 | 1              |                |
|                        | 0510105-113 | CABLE-AILERON CONTROL CARRY THRU STAINLESS STEEL ----- | 1              |                |
| - 3                    | S378-4      | PULLEY -----   | 2              |                |
|                        |             | ATTACHING PARTS  |                |                |
| - 4                    | MS21042L4   | NUT -----  | 1              |                |
| - 5                    | NAS43HT4-22 | SPACER -----   | 1              |                |
| - 6                    | NAS43HT4-43 | SPACER -----   | 1              |                |
| - 7                    | AN4-21A     | BOLT -----   | 1              |                |
|                        |             | ---*---  |                |                |
| - 8                    | S378-4      | PULLEY -----   | 2              |                |
|                        |             | ATTACHING PARTS  |                |                |
| - 9                    | MS21042L4   | NUT -----  | 1              |                |
| -10                    | AN960-416L  | WASHER -----   | 2              |                |
| -11                    | AN4-14A     | BOLT -----   | 1              |                |
|                        |             | ---*---  |                |                |
| CONTINUED ON NEXT PAGE |             |  |                |                |

Flight Controls (Cont)



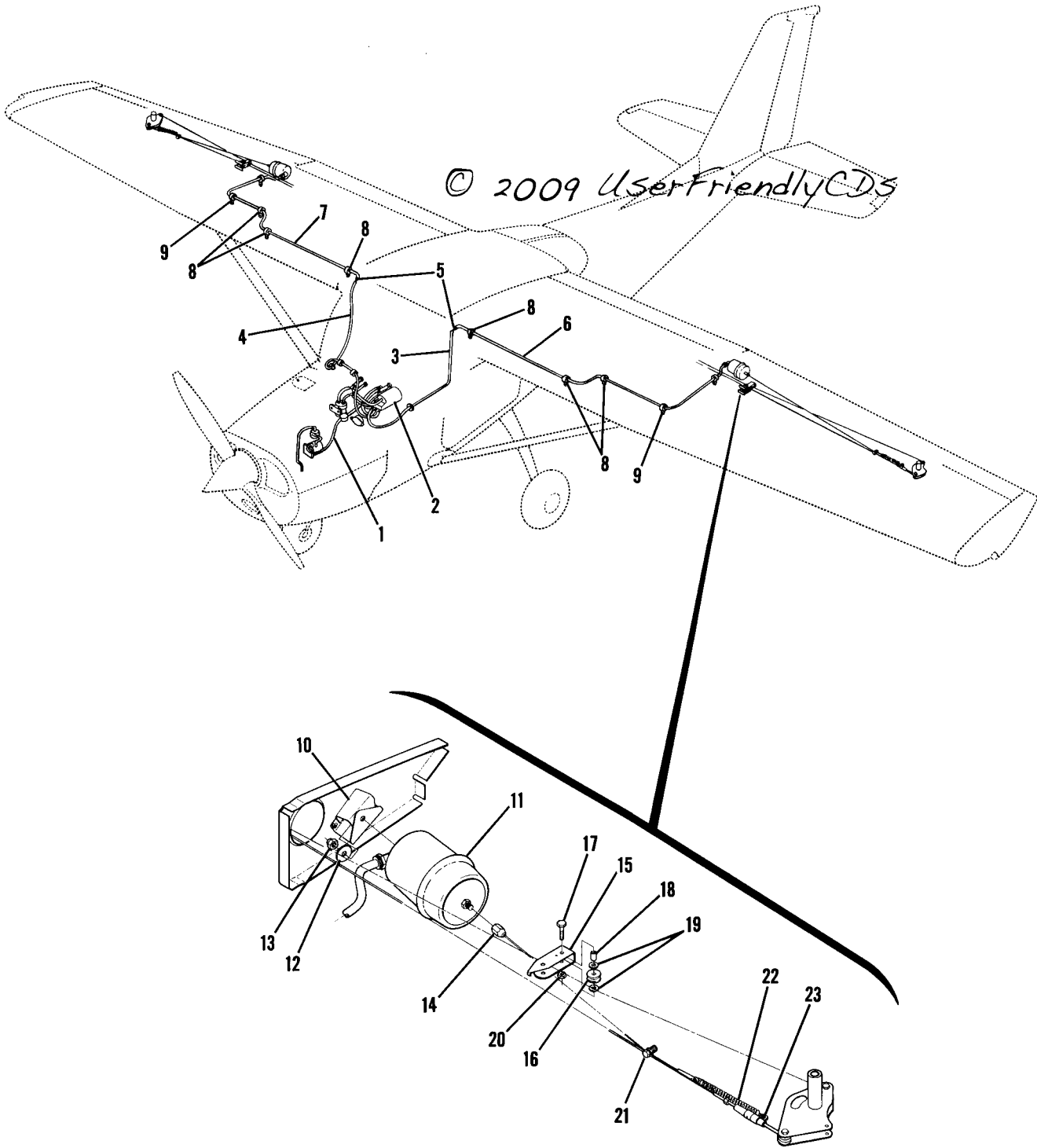
172 SERIAL 17250573 THRU 17263458  
F172 SERIAL F172-0019 THRU F17201234  
Figure 150. Aileron Control System Installation





| FIGURE AND INDEX NO. | PART NUMBER | DESCRIPTION   | UNITS PER ASSY | USABLE ON CODE |
|----------------------|-------------|---|----------------|----------------|
|                      |             | <b>1 2 3 4 5 6 7</b>  |                |                |
| 150 -12              | MS24665-357 | PIN-COTTER -----  | 2              |                |
| -13                  | S378-4      | PULLEY -----  | 2              |                |
|                      |             | ATTACHING PARTS   |                |                |
| -14                  | MS21042L4   | NUT -----   | 1              |                |
| -15                  | AN4-10A     | BOLT -----  | 1              |                |
|                      |             | -----*  |                |                |
| -16                  | MS24665-136 | PIN-COTTER -----  | 2              |                |
| -17                  | S378-4      | PULLEY -----  | 2              |                |
|                      |             | ATTACHING PARTS   |                |                |
| -18                  | MS21042L4   | NUT -----   | 1              |                |
| -19                  | 0512135     | GUARD-CABLE -----   | 1              |                |
| -20                  | AN4-21A     | BOLT -----  | 1              |                |
|                      |             | -----*  |                |                |
| -21                  | S378-4      | PULLEY -----  | 1              |                |
|                      |             | ATTACHING PARTS   |                |                |
| -22                  | MS21042L4   | NUT -----   | 1              |                |
| -23                  | NAS43HT4-16 | SPACER -----  | 4              |                |
| -24                  | NAS43HT4-28 | SPACER -----  | 1              |                |
| -25                  | AN4-15A     | BOLT -----  | 1              |                |
|                      |             | -----*  |                |                |
| -26                  | S378-4      | PULLEY -----  | 1              |                |
|                      |             | ATTACHING PARTS   |                |                |
| -27                  | MS21042L4   | NUT -----   | 1              |                |
| -28                  | NAS43HT4-46 | SPACER -----  | 1              |                |
| -29                  | AN4-15A     | BOLT -----  | 1              |                |
|                      |             | -----*  |                |                |
| -30                  | MS24665-140 | PIN-COTTER -----  | 4              |                |
| -31                  | S394        | PULLEY -----  | 3              |                |
|                      |             | ATTACHING PARTS   |                |                |
| -32                  | MS21044N3   | NUT -----   | 1              |                |
| -33                  | 0512136     | GUARD-CABLE -----   | 1              |                |
| -34                  | NAS43HT4-16 | SPACER -----  | 1              |                |
| -35                  | AN960-416   | WASHER -----  | 2              |                |
| -36                  | 0512138     | BUSHING -----   | 1              |                |
| -37                  | AN3-21A     | BOLT -----  | 1              |                |
|                      |             | -----*  |                |                |
| -38                  | S378-3L     | PULLEY -----  | 2              |                |
|                      |             | ATTACHING PARTS   |                |                |
| -39                  | MS21042L4   | NUT -----   | 1              |                |
| -40                  | AN960-416   | WASHER -----  | 1              |                |
| -41                  | AN4-10A     | BOLT -----  | 1              |                |
|                      |             | -----*  |                |                |
| -42                  | MS24665-134 | PIN-COTTER -----  | 2              |                |
| -43                  | AN155B32L   | BARREL-TURNBUCKLE -----   | 1              |                |
| -44                  | AN155B32S   | BARREL-TURNBUCKLE -----   | 2              |                |
| -45                  | AN161-32LL  | FORK -----  | 1              |                |
| -46                  | MS21044N3   | NUT -----   | 4              |                |
| -47                  | AN960-10L   | WASHER -----  | 4              |                |
| -48                  | AN3-7A      | BOLT -----  | 4              |                |
| -49                  | NAS43HT4-9  | SPACER -----  | 6              |                |
| -50                  | 0523223-1   | BELLCRANK ASSEMBLY-AILERON RH -----   | 1              | C              |
|                      | 0523223     | BELLCRANK ASSEMBLY-AILERON PUSH-PULL -----                                    | 1              |                |
| -51                  | 0422280     | SPACER -----  | 2              |                |
| -52                  | 0523218     | ROD ASSEMBLY-AILERON PUSH-PULL -----  | 2              |                |
| -53                  | SEE FIG 148 | CONTROL YOKE ASSEMBLY -----   | 1              |                |
|                      |             | A---172 SERIAL 17250573 THRU 17263458<br>F172 SERIAL F172-0019 THRU F17201234 |                |                |
|                      |             | B---172 SERIAL 17250573 THRU 17251822<br>F172 SERIAL F172-0019 THRU F172-0085 |                |                |
|                      |             | C---172 SERIAL 17251823 THRU 17263458<br>F172 SERIAL F172-0086 THRU F17201234 |                |                |

Flight Controls (Cont)

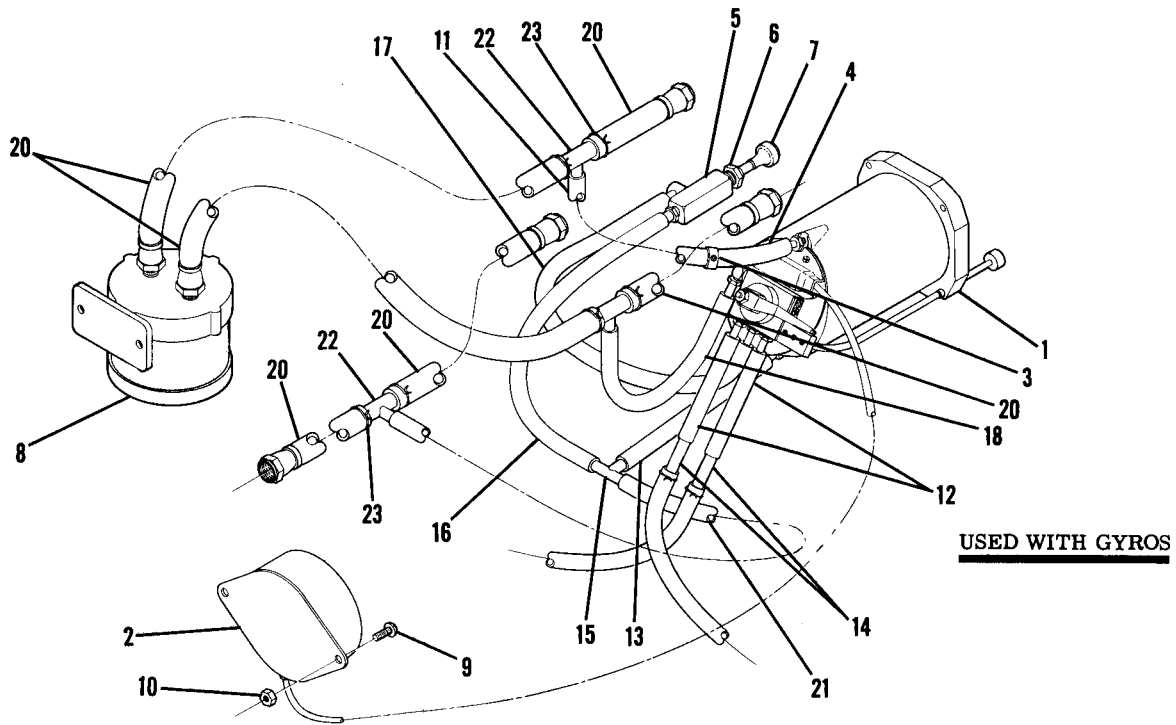


172 SERIAL 17256513 THRU 17261898  
F172 SERIAL F172-0432 THRU F172-0435,  
F172-0443, F172-0447 THRU F17201034

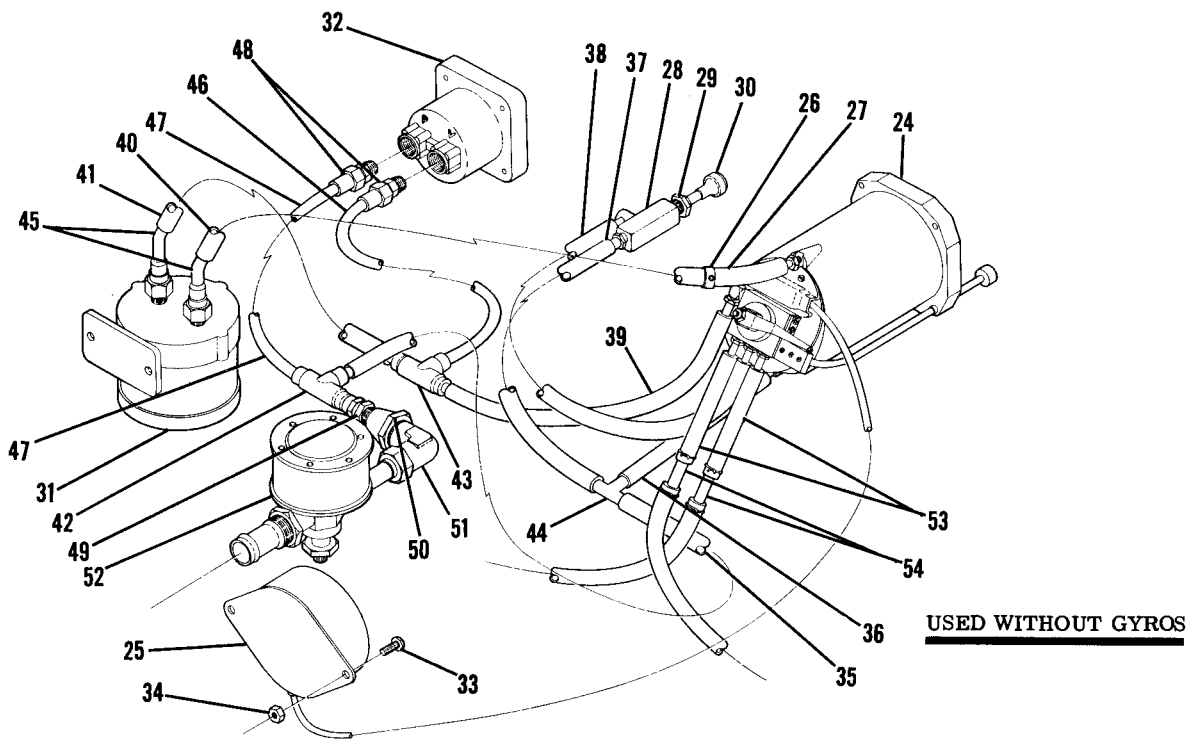
Figure 151. Wing Leveler Installation

| FIGURE AND INDEX NO.  | PART NUMBER | DESCRIPTION                                      | UNITS PER ASSY | USABLE ON CODE |
|---|-------------|--|----------------|----------------|
|   |             |  |                |                |
| 151 -   |             | WING LEVELER INSTALLATION -----                  | NP             | A              |
| - 1   | SEE FIG 184 | VACUUM SYSTEM INSTALLATION -----                 | 1              | B              |
|   | SEE FIG 185 | VACUUM SYSTEM INSTALLATION -----                 | 1              | C              |
| - 2   | SEE FIG 152 | WING LEVELER COMPONENTS INSTALLATION -----       | 1              | B              |
|   | SEE FIG 153 | WING LEVELER COMPONENTS INSTALLATION -----       | 1              | C              |
| - 3   | S1071G3     | TUBE-GREEN * IN LG BULK ITEM REF S1071G3-* ----- | 1              |                |
| - 4   | S1071G3     | TUBE-GREEN * IN LG BULK ITEM REF S1071G3-* ----- | 1              |                |
| - 5   | S1794-1     | FITTING -----                                    | 2              |                |
|   | S1494-6     | CLAMP -----                                      | 4              |                |
| - 6   | S1071R3     | TUBE-RED * IN LG BULK ITEM REF S1071R3-* -----   | 1              |                |
| - 7   | S1071R3     | TUBE-RED * IN LG BULK ITEM REF S1071R3-* -----   | 1              |                |
| - 8   | S1592-2A    | CLAMP -----                                      | 6              |                |
|   |             | ATTACHING PARTS                                  |                |                |
|   | S1021Z6-8   | SCREW -----                                      | 1              |                |
|   |             | -----*   |                |                |
| - 9   | 49165-22    | CLAMP-HARNESS UC -----                           | 2              |                |
|   |             | ATTACHING PARTS                                  |                |                |
|   | S1021Z6-8   | SCREW -----                                      | 1              |                |
|   |             | -----*   |                |                |
| -10   | 0422356-1   | MOUNTING BRACKET ASSEMBLY-SERVO LH -----         | 1              |                |
|   | 0422356-2   | MOUNTING BRACKET ASSEMBLY-SERVO RH -----         | 1              |                |
|   |             | ATTACHING PARTS                                  |                |                |
|   | AN515-8R8   | SCREW -----                                      | 3              |                |
|   |             | -----*   |                |                |
|   | NAS69808    | NUTPLATE -----                                   | 3              |                |
| -11   | 1005-1-0    | SERVO ASSEMBLY-AILERON BTID -----                | 2              |                |
|   |             | ATTACHING PARTS                                  |                |                |
| -12   | AN970-5     | WASHER -----                                     | 1              |                |
| -13   | MS21042L5   | NUT -----  | 1              |                |
|   |             | -----*   |                |                |
| -14   | 0422358-1   | CABLE ASSEMBLY-AILERON SERVO -----               | 2              |                |
| -15   | 0422357-1   | BRACKET-PULLEY -----                             | 2              |                |
| -16   | S1710-1     | PULLEY -----                                     | 2              |                |
|   |             | ATTACHING PARTS                                  |                |                |
| -17   | AN3-10A     | BOLT -----                                       | 1              |                |
| -18   | 0411783     | BUSHING -----                                    | 1              |                |
| -19   | AN960-10    | WASHER -----                                     | 2              |                |
| -20   | MS21044N3   | NUT -----  | 1              |                |
|   |             | -----*   |                |                |
| -21   | S8S         | CONNECTOR PEUN -----                             | 2              |                |
| -22   | 0413416-4   | SPRING -----                                     | 2              |                |
| -23   | AN742D2     | CLAMP -----                                      | 2              |                |
|   |             | ATTACHING PARTS                                  |                |                |
|   | AN515-8R6   | SCREW -----                                      | 1              |                |
|   | MS21044NOB  | NUT -----  | 1              |                |
|   |             | -----*   |                |                |
| NOTE. *LENGTH TO BE DETERMINED LATER  |             |  |                |                |
| A---172 SERIAL 17256513 THRU 17261898<br>F172 SERIAL F172-0432 THRU F172-0435,<br>F172-0443, F172-0437 THRU F17201034 |             |  |                |                |
| B---172 SERIAL 17256513 THRU 17257140<br>F172 SERIAL F172-0432 THRU F172-0435,<br>F172-0443, F172-0437 THRU F17201034 |             |  |                |                |
| C---172 SERIAL 17257141 THRU 17261898   |             |  |                |                |

Flight Controls (Cont)



USED WITH GYROS



USED WITHOUT GYROS

172 SERIAL 17256513 THRU 17257164  
 F172 SERIAL F172-0432 THRU F172-0435,  
 F172-0443, F172-0447 THRU F17200804

Figure 152. Wing Leveler Components Installation

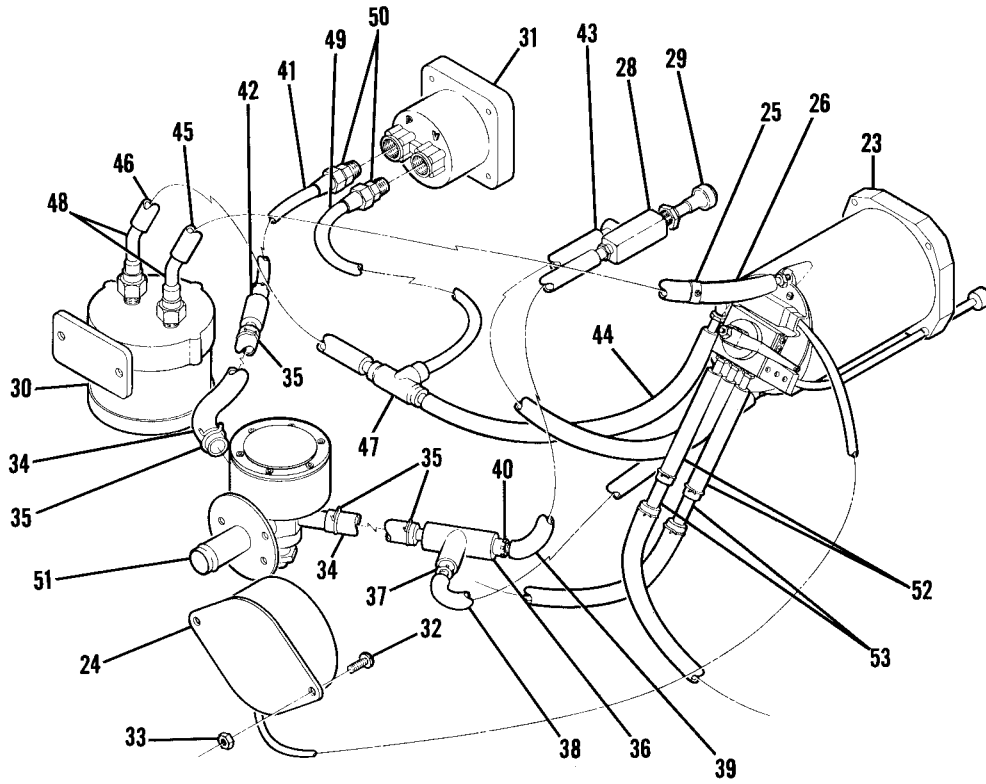
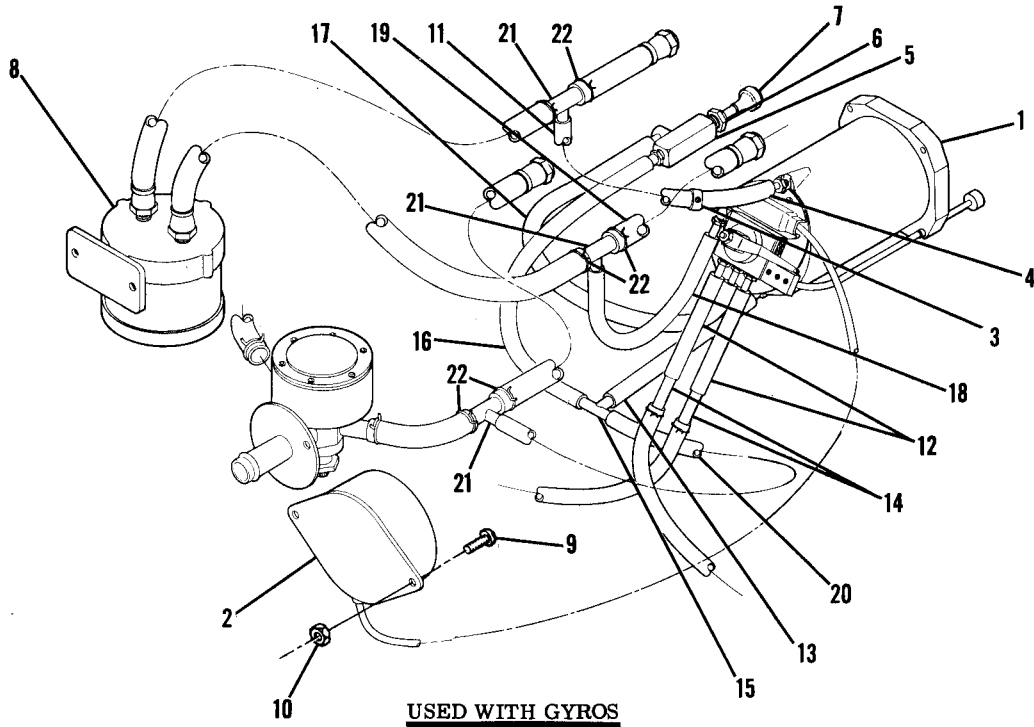
| FIGURE AND INDEX NO. | PART NUMBER                       | DESCRIPTION   | UNITS PER ASSY | USABLE ON CODE |
|----------------------|-----------------------------------|---|----------------|----------------|
| 152 -                |                                   | <b>1 2 3 4 5 6 7</b>  |                |                |
| - 1                  | 2904-1<br>20351-4                 | WING LEVELER COMPONENTS INSTALLATION USED WITH GYROS -----<br>INDICATOR-TURN COORDINATOR BTID WEU 20351-4 -----<br>INDICATOR-TURN COORDINATOR BTID -----    | NP<br>1<br>1   | B<br>E<br>F    |
|                      | AN51586R12<br>AN936A6B<br>AN340B6 | ATTACHING PARTS<br>SCREW -----<br>WASHER -----<br>NUT -----   | 3<br>3<br>3    |                |
| - 2                  |                                   | -----*-----<br>INVERTER -----   | NP             |                |
| - 3                  | S1792                             | VALVE-RESTRICTOR -----  | 1              |                |
| - 4                  | S1800-1                           | HOSE * IN LG BULK ITEM REF S1800-1-* -----  | 1              |                |
| - 5                  | S1791-1                           | VALVE-ON, OFF -----<br>ATTACHING PARTS  | 1              |                |
| - 6                  | 0713026-6<br>AN960-616            | NUT -----<br>WASHER -----   | 1<br>1         |                |
| - 7                  | S1760-1<br>S1981-1                | -----*-----<br>KNOB -----<br>KNOB ASSEMBLY -----  | 1<br>1         | C<br>D         |
| - 8                  | SEE FIG 184                       | FILTER ASSEMBLY -----   | 1              |                |
| - 9                  | AN515-8R8                         | SCREW -----   | 2              |                |
| -10                  | MS21044N08                        | NUT -----   | 2              |                |
| -11                  | S1800-1                           | HOSE * IN LG BULK ITEM REF S1800-1-* -----  | 1              |                |
| -12                  | S1800-1                           | HOSE 3.00 IN LG BULK ITEM REF S1800-1-3.00 -----  | 2              |                |
| -13                  | S1800-1                           | HOSE * IN LG BULK ITEM REF S1800-1-* -----  | 1              |                |
| -14                  | S1794-1                           | FITTING -----   | 2              |                |
| -15                  | S1793-1                           | TEE -----   | 1              |                |
| -16                  | S1800-1                           | HOSE * IN LG BULK ITEM REF S1800-1-* -----  | 1              |                |
| -17                  | S1800-1                           | HOSE * IN LG BULK ITEM REF S1800-1-* -----  | 1              |                |
| -18                  | S1800-1                           | HOSE * IN LG BULK ITEM REF S1800-1-* -----  | 1              |                |
| -19                  |                                   | DELETED NEVER USED -----  |                |                |
| -20                  | SEE FIG 184                       | HOSE ASSEMBLY-VACUUM SYSTEM -----   | 3              |                |
| -21                  | S1800-1                           | HOSE * IN LG BULK ITEM REF S1800-1-* -----  | 1              |                |
| -22                  | S1793-2                           | TEE -----   | 3              |                |
| -23                  | S1494-9                           | CLAMP -----   | 6              |                |
| -24                  | 2904-1<br>20351-4                 | WING LEVELER COMPONENTS INSTALLATION USED WITHOUT GYROS -----<br>INDICATOR-TURN COORDINATOR BTID WEU 20351-4 -----<br>INDICATOR-TURN COORDINATOR BTID ----- | NP<br>1<br>1   | A<br>E<br>F    |
|                      | AN51586R12<br>AN936A6B<br>AN340B6 | ATTACHING PARTS<br>SCREW -----<br>WASHER -----<br>NUT -----   | 3<br>3<br>3    |                |
| -25                  |                                   | -----*-----<br>INVERTER -----   | NP             |                |
| -26                  | S1792                             | VALVE-RESTRICTOR -----  | 1              |                |
| -27                  | S1800-1                           | HOSE * IN LG BULK ITEM REF S1800-1-* -----  | 1              |                |
| -28                  | S1791-1                           | VALVE-ON, OFF -----<br>ATTACHING PARTS  | 1              |                |
| -29                  | 0713026-6<br>AN960-616            | NUT -----<br>WASHER -----   | 1<br>1         |                |
| -30                  | S1760-1<br>S1981-1                | -----*-----<br>KNOB -----<br>KNOB ASSEMBLY -----  | 1<br>1         | C<br>D         |
| -31                  | SEE FIG 184                       | FILTER ASSEMBLY -----   | 1              |                |
| -32                  | SEE FIG 184                       | GAGE SUCTION -----  | 1              |                |
| -33                  | AN515-8R8                         | SCREW -----   | 2              |                |
| -34                  | MS21044N08                        | NUT -----   | 2              |                |
| -35                  | S1800-1                           | HOSE * IN LG BULK ITEM REF S1800-1-* -----  | 1              |                |
| -36                  | S1800-1                           | HOSE * IN LG BULK ITEM REF S1800-1-* -----  | 1              |                |
| -37                  | S1800-1                           | HOSE * IN LG BULK ITEM REF S1800-1-* -----  | 1              |                |
| -38                  | S1800-1                           | HOSE * IN LG BULK ITEM REF S1800-1-* -----  | 1              |                |
| -39                  | S1800-1                           | HOSE * IN LG BULK ITEM REF S1800-1-* -----  | 1              |                |
| -40                  | S1800-1                           | HOSE * IN LG BULK ITEM REF S1800-1-* -----  | 1              |                |
| -41                  | S1800-1                           | HOSE * IN LG BULK ITEM REF S1800-1-* -----  | 1              |                |

CONTINUED ON NEXT PAGE

| FIGURE AND INDEX NO.  | PART NUMBER | DESCRIPTION                                      | UNITS PER ASSY | USABLE ON CODE |
|---|-------------|--|----------------|----------------|
|   |             |  |                |                |
| 152 -42   | S1801-10    | TEE -----  | 1              |                |
| -43   | S1801-9     | TEE -----  | 1              |                |
| -44   | S1793-1     | TEE -----  | 1              |                |
| -45   | 1713039-3   | ELBOW ASSEMBLY -----                             | 2              |                |
| -46   | S1701-1     | TUBE * IN LG BULK ITEM REF S1701-1-* -----       | 1              |                |
| -47   | S1701-1     | TUBE * IN LG BULK ITEM REF S1701-1-* -----       | 1              |                |
| -48   | S1802-1     | CONNECTOR -----                                  | 2              |                |
|   | S1825-1     | INSERT -----                                     | 2              |                |
| -49   | S1802-2     | CONNECTOR -----                                  | 1              |                |
| -50   | AN912-2D    | BUSHING -----                                    | 1              |                |
| -51   | MS20822-8D  | ELBOW -----                                      | 1              |                |
| -52   | SEE FIG 184 | VALVE-RELIEF -----                               | 1              |                |
| -53   | S1800-1     | HOSE 3.00 IN LG BULK ITEM REF S1800-1-3.00 ----- | 2              |                |
| -54   | S1794-1     | FITTING -----                                    | 2              |                |
| <p>NOTE, *LENGTH TO BE ADDED LATER.</p> <p>A---172 SERIAL 17256513 THRU 17257164<br/> F172 SERIAL F172-0432 THRU F172-0435,<br/> F172-0443, F172-0447 THRU F17200804</p> <p>B---172 SERIAL 17256513 THRU 17257164</p> <p>C---172 SERIAL 17256513 THRU 17257164<br/> F172 SERIAL F172-0432 THRU F172-0435<br/> F172-0443, F172-0447 THRU F172-0654</p> <p>D---F172 SERIAL F17200655 THRU F17200804</p> <p>E---172 SERIAL 17256513 THRU 17257164<br/> F172 SERIAL F172-0432 THRU F172-0435<br/> F172-0443, F172-0447 THRU F17200755</p> <p>F---F172 SERIAL F17200755 THRU F17200804</p> |             |  |                |                |

| FIGURE AND INDEX NO.   | PART NUMBER |    | DESCRIPTION   | UNITS PER ASSY | USABLE ON CODE |
|------------------------|-------------|----|---|----------------|----------------|
| 153 -                  |             |    | <b>1 2 3 4 5 6 7</b><br>WING LEVELER COMPONENTS INSTALLATION USED WITH GYROS. ----- | NP             | A              |
| - 1                    | 2904-1      | ** | INDICATOR-TURN COORDINATOR BTID WEU 20351-4 -----                                   | 1              | D              |
|                        | 20351-4     | ** | INDICATOR-TURN COORDINATOR BTID WEU 604-200-200 -----                               | 1              | G              |
|                        | 604-200-200 | ** | INDICATOR-TURN COORDINATOR BTID -----   | 1              | F              |
|                        |             |    | ATTACHING PARTS   |                |                |
|                        | AN515B6R12  |    | SCREW -----   | 3              |                |
|                        | AN936A68    |    | WASHER -----  | 3              |                |
|                        | AN34086     |    | NUT -----   | 3              |                |
|                        |             |    | -----*  |                |                |
| - 2                    |             | ** | INVERTER -----  | NP             |                |
| - 3                    |             | ** | VALVE-RESTRICTOR -----  | 1              |                |
| - 4                    | S1800-1     |    | HOSE * IN LG BULK ITEM REF S1800-1-* -----  | 1              |                |
| - 5                    | S1791-1     |    | VALVE-ON, OFF -----   | 1              |                |
|                        |             |    | ATTACHING PARTS   |                |                |
| - 6                    | 0713026-6   |    | NUT -----   | 1              |                |
|                        | AN960-616   |    | WASHER -----  | 1              |                |
|                        |             |    | -----*  |                |                |
| - 7                    | S1760-1     |    | KNOB -----  | 1              |                |
| - 8                    | SEE FIG 185 |    | FILTER ASSEMBLY -----   | 1              |                |
| - 9                    | AN515-8R8   |    | SCREW -----   | 2              |                |
| -10                    | MS21044N08  |    | NUT -----   | 2              |                |
| CONTINUED ON NEXT PAGE |             |    |   |                |                |

Flight Controls (Cont)



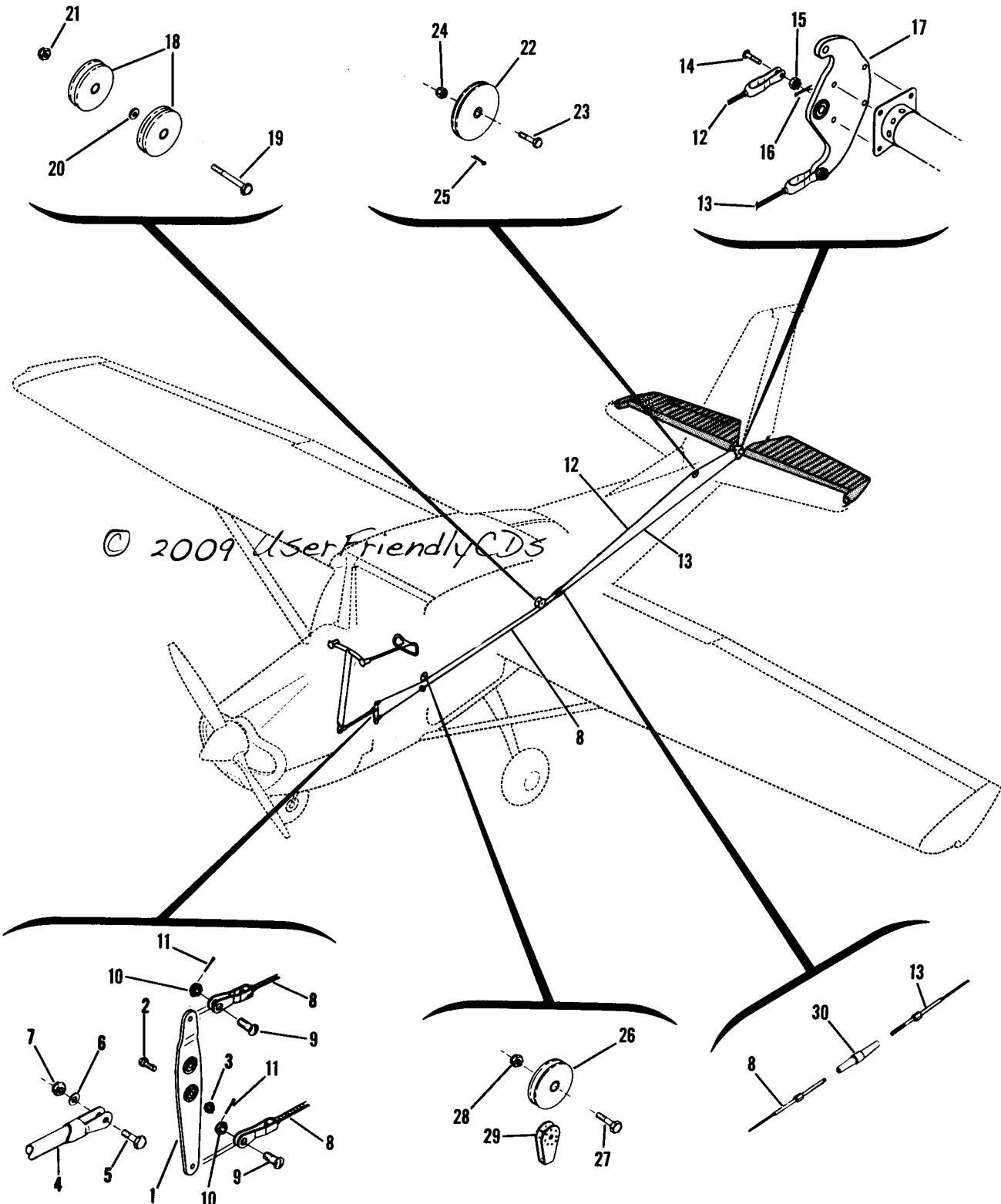
**F172 SERIAL F17200805 THRU F17201034**  
**172 SERIAL 17257165 THRU 17261898**

Figure 153. Wing Leveler Components Installation



| FIGURE AND INDEX NO. | PART NUMBER  |    |  |  |  |  |  | DESCRIPTION   | UNITS PER ASSY | USABLE ON CODE |
|----------------------|--------------|----|--|--|--|--|--|---|----------------|----------------|
|                      |              |    |  |  |  |  |  |   |                |                |
| 153 -11              | S1800-1      |    |  |  |  |  |  | HOSE * IN LG BULK ITEM REF S1800-1-*  | 1              |                |
| -12                  | S1800-1      |    |  |  |  |  |  | HOSE 3.00 IN LG BULK ITEM REF S1800-1-3.00                                    | 2              |                |
| -13                  | S1800-1      |    |  |  |  |  |  | HOSE * IN LG BULK ITEM REF S1800-1-*  | 1              |                |
| -14                  | S1794-1      |    |  |  |  |  |  | FITTING   | 2              |                |
| -15                  | S1793-1      |    |  |  |  |  |  | TEE   | 1              |                |
| -16                  | S1800-1      |    |  |  |  |  |  | HOSE * IN LG BULK ITEM REF S1800-1-*  | 1              |                |
| -17                  | S1800-1      |    |  |  |  |  |  | HOSE * IN LG BULK ITEM REF S1800-1-*  | 1              |                |
| -18                  | S1800-1      |    |  |  |  |  |  | HOSE * IN LG BULK ITEM  | 1              |                |
| -19                  | SEE FIG 185  |    |  |  |  |  |  | HOSE ASSEMBLY-VACUUM SYSTEM   | 3              |                |
| -20                  | S1800-1      |    |  |  |  |  |  | HOSE * IN LG BULK ITEM REF S1800-1-*  | 1              |                |
| -21                  | S1793-2      |    |  |  |  |  |  | TEE   | 3              |                |
| -22                  | S1494-9      |    |  |  |  |  |  | CLAMP   | 6              |                |
|                      |              |    |  |  |  |  |  | WING LEVELER COMPONENTS INSTALLATION USED WITHOUT GYROS                       | NP             |                |
| -23                  | 2904-1       | ** |  |  |  |  |  | INDICATOR-TURN COORDINATOR BTID WEU 20351-4                                   | 1              | A              |
|                      | 20351-4      | ** |  |  |  |  |  | INDICATOR-TURN COORDINATOR BTID WEU C661003-0601                              | 1              | D              |
|                      | C661003-0601 |    |  |  |  |  |  | INDICATOR-TURN COORDINATOR  | 1              | G              |
|                      |              |    |  |  |  |  |  | ATTACHING PARTS   |                | F              |
|                      | AN515BGR12   |    |  |  |  |  |  | SCREW   | 3              |                |
|                      | AN936A6B     |    |  |  |  |  |  | WASHER  | 3              |                |
|                      | AN340B6      |    |  |  |  |  |  | NUT   | 3              |                |
|                      |              |    |  |  |  |  |  | *---  |                |                |
| -24                  |              | ** |  |  |  |  |  | INVERTER  | 1              |                |
| -25                  |              | ** |  |  |  |  |  | VALVE-RESTRICTOR  | 1              |                |
| -26                  | S1800-1      |    |  |  |  |  |  | HOSE * IN LG BULK ITEM REF S1800-1-*  | 1              |                |
| -27                  | S1791-1      |    |  |  |  |  |  | VALVE-ON, OFF   | 1              |                |
|                      |              |    |  |  |  |  |  | ATTACHING PARTS   |                |                |
| -28                  | 0713026-6    |    |  |  |  |  |  | NUT   | 1              |                |
|                      | AN960-616    |    |  |  |  |  |  | WASHER  | 1              |                |
|                      |              |    |  |  |  |  |  | *---  |                |                |
| -29                  | S1760-1      |    |  |  |  |  |  | KNOB  | 1              | B              |
|                      | S1981-1      |    |  |  |  |  |  | KNOB ASSEMBLY   | 1              | C              |
| -30                  | SEE FIG 185  |    |  |  |  |  |  | FILTER ASSEMBLY   | 1              |                |
| -31                  | SEE FIG 185  |    |  |  |  |  |  | GAGE-SUCTION  | 1              |                |
| -32                  | AN515-8R8    |    |  |  |  |  |  | SCREW   | 2              |                |
| -33                  | MS21044N08   |    |  |  |  |  |  | NUT   | 2              |                |
| -34                  | S1495-6      |    |  |  |  |  |  | HOSE 4.00 IN LG BULK ITEM REF S1495-6-4.00                                    | 2              |                |
| -35                  | S1494-9      |    |  |  |  |  |  | CLAMP   | 4              |                |
| -36                  | S1826-2      |    |  |  |  |  |  | TEE   | 1              |                |
| -37                  | S1828-4      |    |  |  |  |  |  | ADAPTER   | 1              |                |
| -38                  | S1800-1      |    |  |  |  |  |  | HOSE * IN LG BULK ITEM REF S1800-1-*  | 1              |                |
| -39                  | S1800-1      |    |  |  |  |  |  | HOSE * IN LG BULK ITEM REF S1800-1-*  | 1              |                |
| -40                  | S1805-1      |    |  |  |  |  |  | REDUCER   | 1              |                |
|                      | S1828-3      |    |  |  |  |  |  | ADAPTER   | 1              |                |
| -41                  | S1071-1      |    |  |  |  |  |  | TUBE * IN LG BULK ITEM REF S1701-1-*  | 1              |                |
| -42                  | S1803-2      |    |  |  |  |  |  | COUPLING  | 1              |                |
|                      | S1828-4      |    |  |  |  |  |  | ADAPTER   | 1              |                |
| -43                  | S1800-1      |    |  |  |  |  |  | HOSE * IN LG BULK ITEM REF S1800-1-*  | 1              |                |
| -44                  | S1800-1      |    |  |  |  |  |  | HOSE * IN LG BULK ITEM REF S1800-1-*  | 1              |                |
| -45                  | S1800-1      |    |  |  |  |  |  | HOSE * IN LG BULK ITEM REF S1800-1-*  | 1              |                |
| -46                  | S1800-1      |    |  |  |  |  |  | HOSE * IN LG BULK ITEM REF S1800-1-*  | 1              |                |
| -47                  | S1801-9      |    |  |  |  |  |  | TEE   | 1              |                |
| -48                  | 1713039-1    |    |  |  |  |  |  | ELBOW ASSEMBLY  | 2              |                |
| -49                  | S1071-1      |    |  |  |  |  |  | TUBE * IN LG BULK ITEM REF S1701-1-*  | 1              |                |
| -50                  | S1802-1      |    |  |  |  |  |  | CONNECTOR   | 2              |                |
|                      | S1825-1      |    |  |  |  |  |  | INSERT  | 2              |                |
| -51                  | SEE FIG 185  |    |  |  |  |  |  | VALVE-RELIEF  | 1              |                |
| -52                  | S1800-1      |    |  |  |  |  |  | HOSE 3.00 IN LG BULK ITEM REF S1800-1-3.00                                    | 2              |                |
| -53                  | S1794-1      |    |  |  |  |  |  | FITTING   | 2              |                |
|                      |              |    |  |  |  |  |  | NOTE. *LENGTH TO BE ADDED LATER.  |                |                |
|                      |              |    |  |  |  |  |  | NOTE. **MATCHED SET. ORDER TURN COORDINATOR ONLY.                             |                |                |
|                      |              |    |  |  |  |  |  | A---172 SERIAL 17257165 THRU 17261898<br>F172 SERIAL F17200805 THRU F17201034 |                |                |
|                      |              |    |  |  |  |  |  | B---172 SERIAL 17257165 THRU 17258486   |                |                |
|                      |              |    |  |  |  |  |  | C---172 SERIAL 17258487 THRU 17261898<br>F172 SERIAL F17200805 THRU F17201034 |                |                |
|                      |              |    |  |  |  |  |  | D---172 SERIAL 17257165 THRU 17259927   |                |                |
|                      |              |    |  |  |  |  |  | E---DELETED   |                |                |
|                      |              |    |  |  |  |  |  | F---172 SERIAL 17259904 THRU 17261898<br>F172 SERIAL F17200805 THRU F17201034 |                |                |
|                      |              |    |  |  |  |  |  | G---172 SERIAL 17259928 THRU 17259903   |                |                |

Flight Controls (Cont)

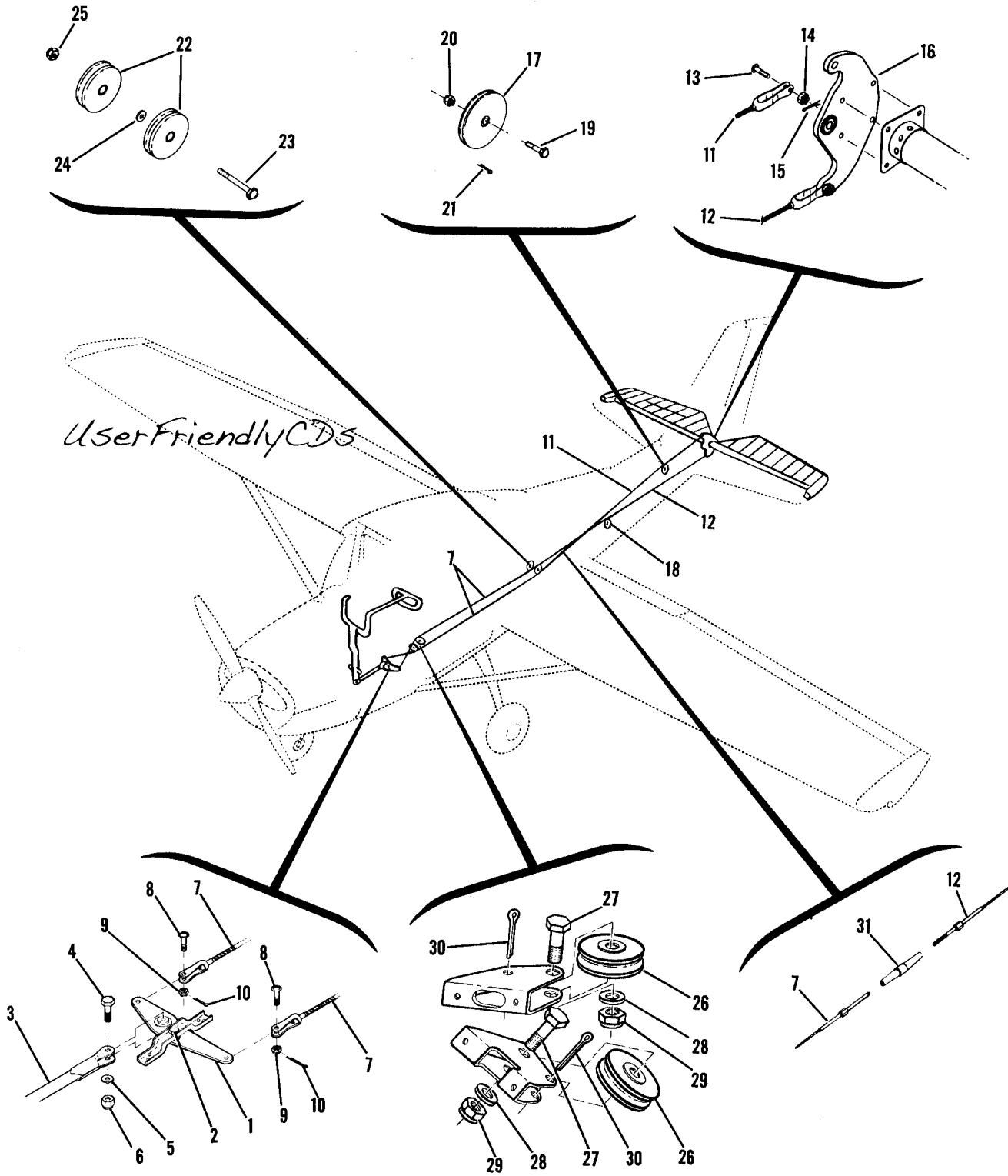


**172 SERIAL 17249545 THRU 17251822**  
**P172 SERIAL P17257120 THRU P17257188**

Figure 154. Elevator Control System Installation

| FIGURE AND INDEX NO. | PART NUMBER | DESCRIPTION   | UNITS PER ASSY | USABLE ON CODE |
|----------------------|-------------|---|----------------|----------------|
|                      |             | <b>1 2 3 4 5 6 7</b>  |                |                |
| 154 -                |             | ELEVATOR CONTROL SYSTEM INSTALLATION -----  | NP             | C              |
| - 1                  | 0513200-1   | BELLCRANK-ELEVATOR FORWARD -----  | 1              |                |
|                      |             | ATTACHING PARTS -----   |                |                |
| - 2                  | AN4-10A     | BOLT -----  | 1              |                |
| - 3                  | MS21042L4   | NUT -----   | 1              |                |
|                      |             | -----*  |                |                |
| - 4                  | 0510161-9   | TUBE-BELLCRANK TO CONTROL TEE -----   | 1              | A              |
|                      | 0510161-10  | TUBE-BELLCRANK TO CONTROL TEE -----   | 1              | B              |
|                      |             | ATTACHING PARTS -----   |                |                |
| - 5                  | AN4-11A     | BOLT -----  | 2              |                |
| - 6                  | AN960-416   | WASHER -----  | 2              |                |
| - 7                  | MS21042L4   | NUT -----   | 2              |                |
|                      |             | -----*  |                |                |
| - 8                  | 0510105-208 | CABLE-ELEVATOR FORWARD LOWER -----  | 1              |                |
|                      | 0510105-308 | CABLE-STAINLESS STEEL ELEVATOR FWD LOWER -----  | 1              |                |
|                      |             | ATTACHING PARTS -----   |                |                |
| - 9                  | AN23-12     | BOLT -----  | 1              |                |
| -10                  | AN310-3     | NUT -----   | 1              |                |
| -11                  | MS24665-134 | PIN-COTTER -----  | 1              |                |
|                      |             | -----*  |                |                |
| -12                  | 0510105-209 | CABLE-ELEVATOR AFT UPPER -----  | 1              |                |
|                      | 0510105-309 | CABLE-STAINLESS STEEL ELEVATOR AFT UPPER -----  | 1              |                |
| -13                  | 0510105-210 | CABLE-ELEVATOR AFT LOWER -----  | 1              |                |
|                      | 0510105-310 | CABLE-STAINLESS STEEL ELEVATOR AFT LOWER -----  | 1              |                |
|                      |             | ATTACHING PARTS -----   |                |                |
| -14                  | AN23-12     | BOLT -----  | 1              |                |
| -15                  | AN310-3     | NUT -----   | 1              |                |
| -16                  | MS24665-134 | PIN-COTTER -----  | 1              |                |
|                      |             | -----*  |                |                |
| -17                  | 0534122-1   | BELLCRANK-ELEVATOR REAR -----   | 1              |                |
| -18                  | S378-3L     | PULLEY -----  | 2              |                |
|                      |             | ATTACHING PARTS -----   |                |                |
| -19                  | AN4-14A     | BOLT -----  | 1              |                |
| -20                  | AN960-416   | WASHER -----  | 1              |                |
| -21                  | MS21042L4   | NUT -----   | 1              |                |
|                      |             | -----*  |                |                |
| -22                  | S378-3L     | PULLEY -----  | 1              |                |
|                      |             | ATTACHING PARTS -----   |                |                |
| -23                  | AN4-10A     | BOLT -----  | 1              |                |
| -24                  | MS21042L4   | NUT -----   | 1              |                |
|                      |             | -----*  |                |                |
| -25                  | MS24665-136 | PIN-COTTER -----  | 1              |                |
| -26                  | S378-3L     | PULLEY -----  | 1              |                |
|                      |             | ATTACHING PARTS -----   |                |                |
| -27                  | AN4-10A     | BOLT -----  | 1              |                |
| -28                  | MS21042L4   | NUT -----   | 1              |                |
|                      |             | -----*  |                |                |
| -29                  | 0411421-2   | GUARD -----   | 1              |                |
| -30                  | AN155832S   | BARREL-TURNBUCKLE -----   | 2              |                |
|                      |             | <br>A---172 SERIAL 17249545 THRU 17250572<br>P172 SERIAL P17257120 THRU P17257188<br>F172 SERIAL F172-0001 THRU F172-0018<br>FP172 SERIAL FP172-0001 THRU FP172-0003<br>B---172 SERIAL 17250573 THRU 17251822<br>F172 SERIAL F172-0001 THRU F172-0085<br>C---172 SERIAL 17249545 THRU 17251822<br>P172 SERIAL P17257120 THRU P17257188<br>F172 SERIAL F172-0001 THRU F172-0085<br>FP172 SERIAL FP172-0001 THRU FP172-0003 |                |                |

Flight Controls (Cont)



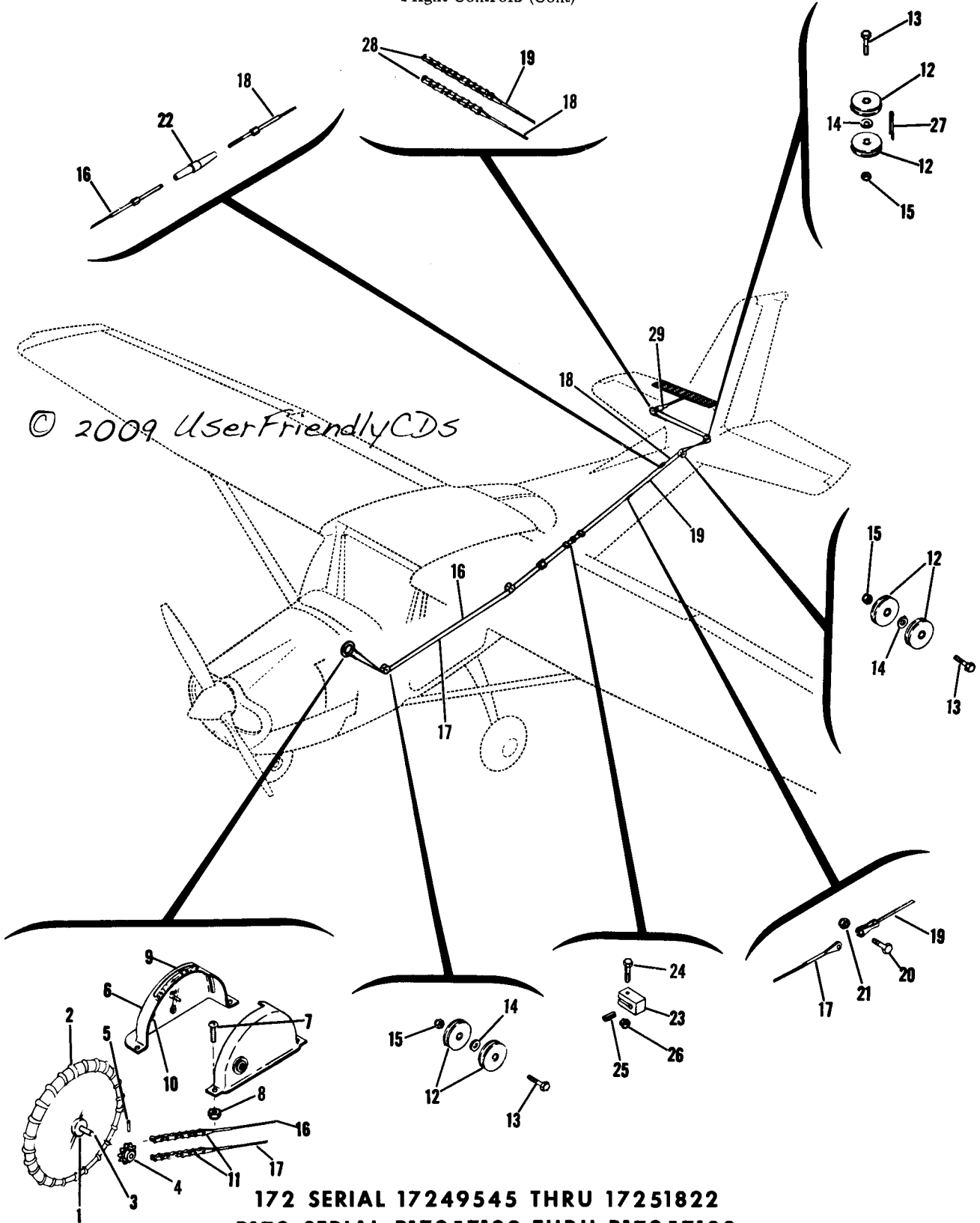
172 SERIAL 17251823 THRU 17263458  
F172 SERIAL F172-0086 THRU F17201234

Figure 155. Elevator Control System Installation



| FIGURE AND INDEX NO. | PART NUMBER | DESCRIPTION                                    | UNITS PER ASSY | USABLE ON CODE |
|----------------------|-------------|--|----------------|----------------|
|                      |             |  |                |                |
| 155 -                |             | ELEVATOR CONTROL SYSTEM INSTALLATION -----     | NP             | A              |
| - 1                  | 0513370-1   | BELLCRANK-ELEVATOR FORWARD -----               | 1              |                |
|                      |             | ATTACHING PARTS -----                          |                |                |
| - 2                  | AN4-10A     | BOLT -----                                     | 1              |                |
|                      | MS21042L4   | NUT -----                                      | 1              |                |
|                      |             | -----*   |                |                |
| - 3                  | 0510161-12  | TUBE-BELLCRANK TO CONTROL TEE -----            | 1              |                |
|                      |             | ATTACHING PARTS -----                          |                |                |
| - 4                  | AN4-11A     | BOLT -----                                     | 2              |                |
| - 5                  | AN960-416   | WASHER -----                                   | 2              |                |
| - 6                  | MS21042L4   | NUT -----                                      | 2              |                |
|                      |             | -----*   |                |                |
| - 7                  | 0510105-208 | CABLE-ELEVATOR FORWARD -----                   | 2              |                |
|                      | 0510105-308 | CABLE-STAINLESS STEEL ELEVATOR FORWARD -----   | 2              |                |
|                      |             | ATTACHING PARTS -----                          |                |                |
| - 8                  | AN23-10     | BOLT -----                                     | 2              |                |
| - 9                  | AN310-3     | NUT -----                                      | 2              |                |
| -10                  | MS24665-134 | PIN-COTTER -----                               | 2              |                |
|                      |             | -----*   |                |                |
| -11                  | 0510105-209 | CABLE-ELEVATOR AFT UPPER -----                 | 1              |                |
|                      | 0510105-309 | CABLE-STAINLESS STEEL ELEVATOR AFT UPPER ----- | 1              |                |
| -12                  | 0510105-210 | CABLE-ELEVATOR AFT LOWER -----                 | 1              |                |
|                      | 0510105-310 | CABLE-STAINLESS STEEL ELEVATOR AFT LOWER ----- | 1              |                |
|                      |             | ATTACHING PARTS -----                          |                |                |
| -13                  | AN23-12     | BOLT -----                                     | 2              |                |
| -14                  | AN310-3     | NUT -----                                      | 2              |                |
| -15                  | MS24665-134 | PIN-COTTER -----                               | 2              |                |
|                      |             | -----*   |                |                |
| -16                  | 0534122-1   | BELLCRANK-ELEVATOR REAR -----                  | 1              |                |
| -17                  | S378-3      | PULLEY AFT UPPER -----                         | 1              |                |
| -18                  | S378-3L     | PULLEY AFT LOWER -----                         | 1              |                |
|                      |             | ATTACHING PARTS -----                          |                |                |
| -19                  | AN4-10A     | BOLT -----                                     | 1              |                |
| -20                  | MS21042L4   | NUT -----                                      | 1              |                |
| -21                  | MS24665-136 | PIN-COTTER -----                               | 1              |                |
|                      |             | -----*   |                |                |
| -22                  | S378-3L     | PULLEY -----                                   | 2              |                |
|                      |             | ATTACHING PARTS -----                          |                |                |
| -23                  | AN4-14A     | BOLT -----                                     | 1              |                |
| -24                  | AN960-416   | WASHER -----                                   | 1              |                |
| -25                  | MS21042L4   | NUT -----                                      | 1              |                |
|                      |             | -----*   |                |                |
| -26                  | MS20220-1   | PULLEY -----                                   | 2              |                |
|                      |             | ATTACHING PARTS -----                          |                |                |
| -27                  | AN5-11A     | BOLT -----                                     | 1              |                |
| -28                  | AN960-516   | WASHER -----                                   | 1              |                |
| -29                  | MS21042L5   | NUT -----                                      | 1              |                |
| -30                  | MS24665-285 | PIN-COTTER -----                               | 1              |                |
|                      |             | -----*   |                |                |
| -31                  | AN155B32S   | BARREL -----                                   | 2              |                |
|                      |             | A---172 SERIAL 17251823 THRU 17263458          |                |                |
|                      |             | F172 SERIAL F172-0086 THRU F17201234           |                |                |

Flight Controls (Cont)



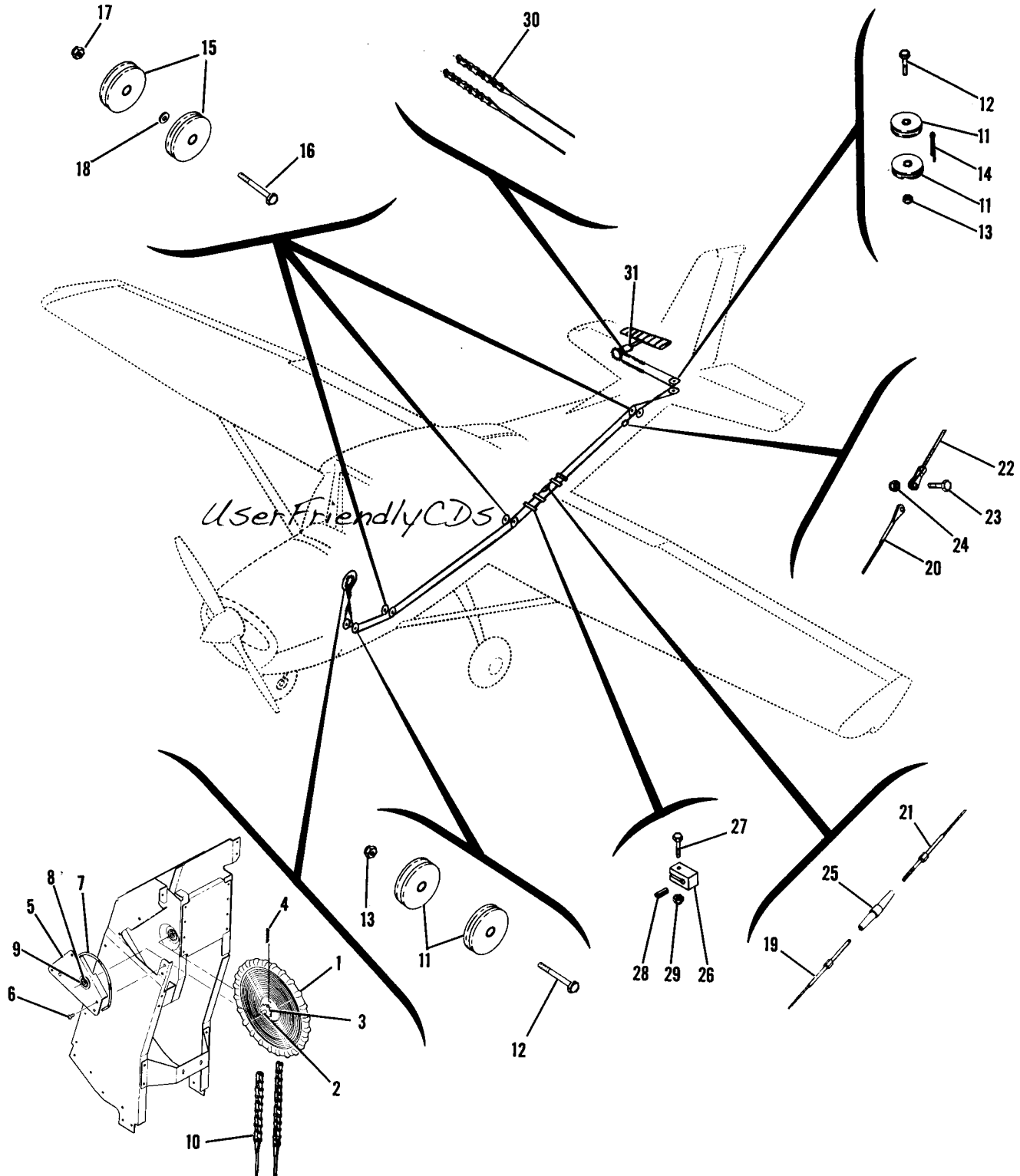
172 SERIAL 17249545 THRU 17251822  
P172 SERIAL P17257120 THRU P17257188

Figure 156. Elevator Trim Control System Installation



| FIGURE AND INDEX NO. | PART NUMBER | DESCRIPTION  | UNITS PER ASSY | USABLE ON CODE |
|----------------------|-------------|--|----------------|----------------|
|                      |             | <b>1 2 3 4 5 6 7</b>                                   |                |                |
| 156 -                |             | ELEVATOR TRIM CONTROL SYSTEM INSTALLATION -----        | NP             | A              |
| - 1                  | 0510127     | WHEEL ASSEMBLY-TAB CONTROL -----                       | 1              |                |
| - 2                  | 0510127-1   | WHEEL-TAB CONTROL -----                                | 1              |                |
| - 3                  | 0510127-2   | SHAFT-TAB CONTROL -----                                | 1              |                |
| - 4                  | 0432134-1   | SPROCKET-TAB CONTROL -----                             | 1              |                |
|                      |             | ATTACHING PARTS  |                |                |
| - 5                  | NAS561P3-4  | ROLL PIN EN -----                                      | 2              |                |
|                      |             | -----*   |                |                |
| - 6                  | 0411419     | COVER-TAB CONTROL WHEEL -----                          | 1              |                |
|                      |             | ATTACHING PARTS  |                |                |
| - 7                  | AN520-10R7  | SCREW -----  | 4              |                |
| - 8                  | MS21044N3   | NUT -----  | 4              |                |
|                      |             | -----*   |                |                |
| - 9                  | 0411422     | DECAL-TAB POSITION INDICATOR -----                     | 1              |                |
| -10                  | 0432138-16  | BEARING FOR -----                                      | 1              |                |
|                      | C4189       | CONNECTING LINK KIT DI FOR CHAIN REPAIR -----          | AR             |                |
| -11                  | 0432138-7   | CHAIN-TAB CONTROL -----                                | 1              |                |
|                      | C4189       | CONNECTING LINK KIT DI FOR CHAIN REPAIR -----          | AR             |                |
| -12                  | S378-1L     | PULLEY -----   | 8              |                |
|                      |             | ATTACHING PARTS  |                |                |
| -13                  | AN3-10A     | BOLT -----   | 1              |                |
| -14                  | AN960-416L  | WASHER -----   | 1              |                |
| -15                  | MS21044N3   | NUT -----  | 1              |                |
|                      |             | -----*   |                |                |
| -16                  | 0510105-58  | CABLE-TAB WHEEL TO TURNBUCKLE -----                    | 1              |                |
|                      | 0510105-158 | CABLE-STAINLESS STEEL TAB WHEEL TO TURNBUCKLE -----    | 1              |                |
| -17                  | 0510105-57  | CABLE-TAB WHEEL TO DISCONNECT -----                    | 1              |                |
|                      | 0510105-157 | CABLE-STAINLESS STEEL TAB WHEEL TO DISCONNECT -----    | 1              |                |
| -18                  | 0510105-44  | CABLE-TAB ACTUATOR TO TURNBUCKLE -----                 | 1              |                |
|                      | 0510105-144 | CABLE-STAINLESS STEEL TAB ACTUATOR TO TURNBUCKLE ----- | 1              |                |
| -19                  | 0510105-45  | CABLE-TAB ACTUATOR TO DISCONNECT -----                 | 1              |                |
|                      | 0510105-145 | CABLE-STAINLESS STEEL TAB ACTUATOR TO DISCONNECT ----- | 1              |                |
|                      |             | ATTACHING PARTS  |                |                |
| -20                  | AN3-5A      | BOLT -----   | 1              |                |
| -21                  | MS21044N3   | NUT -----  | 1              |                |
|                      |             | -----*   |                |                |
| -22                  | AN155B8L    | BARREL -----   | 1              |                |
| -23                  | 0411523     | BLOCK-ELEVATOR TAB STOP -----                          | 3              |                |
|                      |             | ATTACHING PARTS  |                |                |
| -24                  | AN3-6A      | BOLT -----   | 3              |                |
| -25                  | 0411524     | BUSHING -----  | 3              |                |
| -26                  | MS21044N3   | NUT -----  | 3              |                |
|                      |             | -----*   |                |                |
| -27                  | MS24665-355 | PIN-COTTER -----                                       | 1              |                |
| -28                  | 0432138-6   | CHAIN-CABLE TO TAB ACTUATOR -----                      | 1              |                |
|                      | C4189       | CONNECTING LINK KIT DI FOR CHAIN REPAIR -----          | AR             |                |
| -29                  | SEE FIG 24  | ACTUATOR ASSEMBLY -----                                | 1              |                |
| -30                  | C4189       | CONNECTING LINK KIT DI FOR CHAIN REPAIR -----          | AR             |                |
|                      |             | A---172 SERIAL 17249545 THRU 17251822                  |                |                |
|                      |             | P172 SERIAL P17257120 THRU P17257188                   |                |                |
|                      |             | F172 SERIAL F172-0001 THRU F172-0085                   |                |                |
|                      |             | FP172 SERIAL FP172-0001 THRU FP172-0003                |                |                |

Flight Control (Cont)



172 SERIAL 17251823 THRU 17263458  
F172 SERIAL F172-0086 THRU F17201234

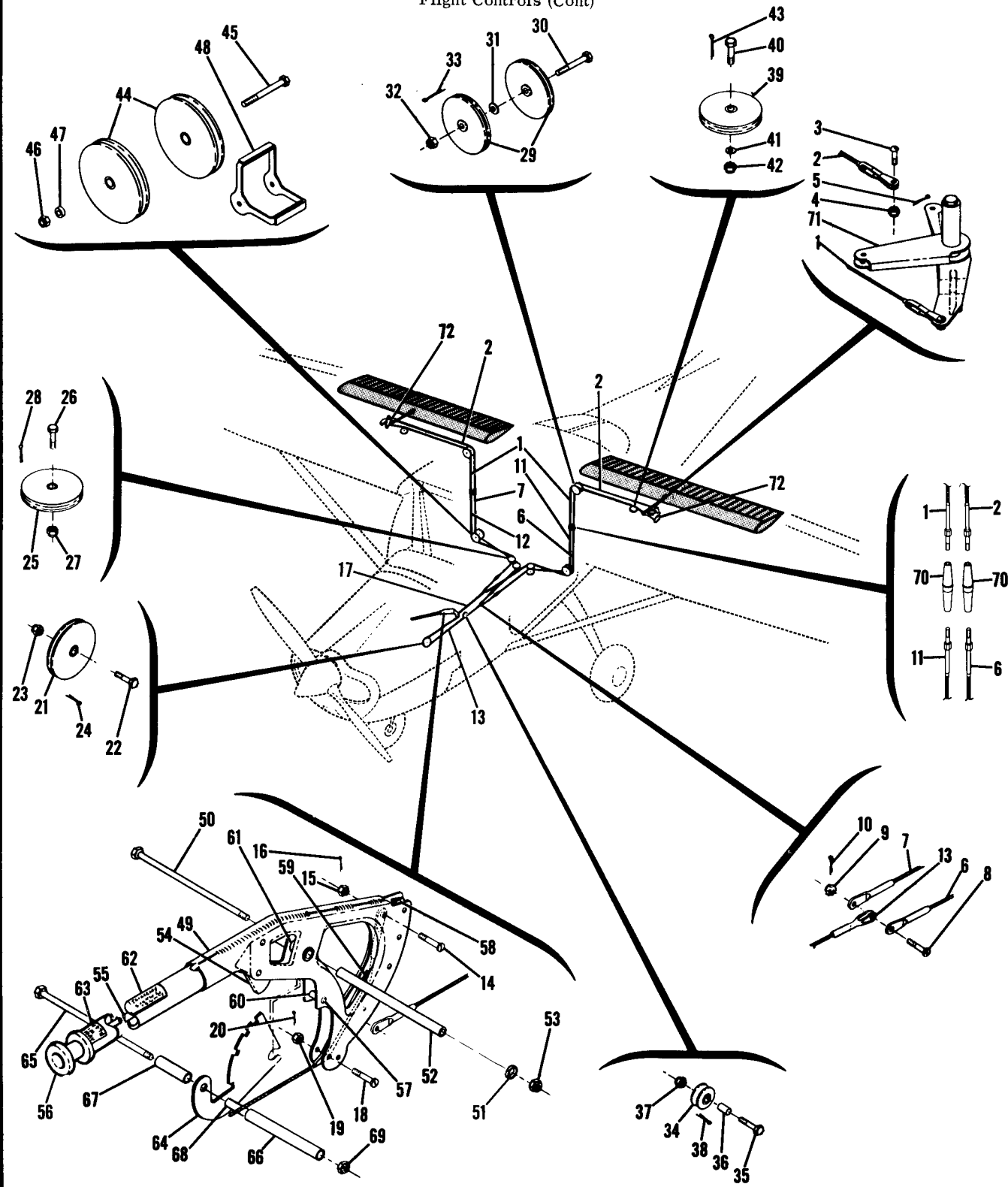
Figure 157. Elevator Trim Control System Installation





| FIGURE AND INDEX NO. | PART NUMBER | DESCRIPTION   | UNITS PER ASSY | USABLE ON CODE |
|----------------------|-------------|---|----------------|----------------|
| 157 -                |             | ELEVATOR TRIM CONTROL SYSTEM INSTALLATION -----                               | NP             | A              |
| - 1                  | 0713656-1   | WHEEL ASSEMBLY-TAB CONTROL -----  | 1              |                |
| - 2                  | 0713656-3   | SHAFT-TAB CONTROL -----   | 1              |                |
| - 3                  | 0432134-1   | SPROCKET -----  | 1              |                |
|                      |             | ATTACHING PARTS   |                |                |
| - 4                  | NAS561-3-8  | PIN -----   | 2              |                |
|                      |             | -----*  |                |                |
| - 5                  | 0713642-1   | RETAINER ASSEMBLY-ELEVATOR TRIM -----   | 1              |                |
|                      |             | ATTACHING PARTS   |                |                |
| - 6                  | NAS220-5    | SCREW -----   | 4              |                |
|                      |             | -----*  |                |                |
| - 7                  | 0713642-3   | INDICATOR-ELEVATOR TRIM -----   | 1              |                |
|                      |             | ATTACHING PARTS   |                |                |
|                      | 0713032-1   | BUSHING -----   | 1              |                |
|                      | 0713032-2   | COLLAR -----  | 1              |                |
|                      |             | -----*  |                |                |
| - 8                  | M451        | BEARING TOR -----   | 1              |                |
| - 9                  | 0411420     | HOUSING -----   | 1              |                |
| -10                  | 0432138-16  | CHAIN-TAB CONTROL -----   | 1              |                |
| -11                  | S378-1      | PULLEY -----  | 4              |                |
|                      |             | ATTACHING PARTS   |                |                |
| -12                  | AN3-10A     | BOLT -----  | 1              |                |
| -13                  | MS21044N3   | NUT -----   | 1              |                |
| -14                  | MS24665-355 | COTTER PIN REAR PULLEYS ONLY -----  | 1              |                |
|                      |             | -----*  |                |                |
| -15                  | S378-1L     | PULLEY -----  | 6              |                |
|                      |             | ATTACHING PARTS   |                |                |
| -16                  | AN3-10A     | BOLT -----  | 1              |                |
| -17                  | MS21044N3   | NUT -----   | 1              |                |
| -18                  | AN960-10L   | WASHER TWO AFT PULLEYS ONLY -----   | 1              |                |
|                      | MS24665-285 | COTTER PIN FORWARD PULLEY ONLY -----  | 1              |                |
|                      |             | -----*  |                |                |
| -19                  | 0510105-220 | CABLE-TAB WHEEL TO TURNBUCKLE -----   | 1              |                |
|                      | 0510105-320 | CABLE-STAINLESS STEEL TAB WHEEL TO TURNBUCKLE -----                           | 1              |                |
| -20                  | 0510105-221 | CABLE-TAB WHEEL TO DISCONNECT -----   | 1              |                |
|                      | 0510105-321 | CABLE-STAINLESS STEEL TAB WHEEL TO DISCONNECT -----                           | 1              |                |
| -21                  | 0510105-44  | CABLE-TAB ACTUATOR TO TURNBUCKLE -----  | 1              |                |
|                      | 0510105-144 | CABLE-STAINLESS STEEL TAB ACTUATOR TO TURNBUCKLE -----                        | 1              |                |
| -22                  | 0510105-45  | CABLE-TAB ACTUATOR TO DISCONNECT -----  | 1              |                |
|                      | 0510105-145 | CABLE-STAINLESS STEEL TAB ACTUATOR TO DISCONNECT -----                        | 1              |                |
|                      |             | ATTACHING PARTS   |                |                |
| -23                  | AN3-5A      | BOLT -----  | 1              |                |
| -24                  | MS21044N3   | NUT -----   | 1              |                |
|                      |             | -----*  |                |                |
| -25                  | AN15588L    | BARREL -----  | 1              |                |
| -26                  | 0411523     | BLOCK-ELEVATOR TAB STOP -----   | 1              |                |
|                      |             | ATTACHING PARTS   |                |                |
| -27                  | AN3-6A      | BOLT -----  | 1              |                |
| -28                  | 0411524     | BUSHING -----   | 1              |                |
| -29                  | MS21044N3   | NUT -----   | 1              |                |
|                      |             | -----*  |                |                |
| -30                  | 0432138-6   | CHAIN-CABLE TO TAB ACTUATOR -----   | 1              |                |
| -31                  | SEE FIG 24  | ACTUATOR ASSEMBLY -----   | 1              |                |
|                      |             | A---172 SERIAL 17251823 THRU 17263458<br>F172 SERIAL F172-0086 THRU F17201234 |                |                |

Flight Controls (Cont)



172 SERIAL 17249545 THRU 17251822  
P172 SERIAL P17257120 THRU P17257188

Figure 158. Flap Control System Installation



| FIGURE AND INDEX NO. | PART NUMBER | DESCRIPTION                                 | UNITS PER ASSY | USABLE ON CODE |
|----------------------|-------------|---|----------------|----------------|
|                      |             | <b>1 2 3 4 5 6 7</b>                        |                |                |
| 158 -                |             | FLAP CONTROL SYSTEM INSTALLATION -----      | NP             | C              |
| - 1                  | 0510105-59  | CABLE-DIRECT UPPER -----                    | 2              |                |
|                      | 0510105-159 | CABLE-STAINLESS STEEL DIRECT UPPER -----    | 2              |                |
| - 2                  | 0510105-60  | CABLE-RETURN UPPER -----                    | 2              |                |
|                      | 0510105-160 | CABLE-STAINLESS STEEL RETURN UPPER -----    | 2              |                |
|                      |             | ATTACHING PARTS                             |                |                |
| - 3                  | AN23-9      | BOLT -----                                  | 4              |                |
| - 4                  | AN310-3     | NUT -----                                   | 4              |                |
| - 5                  | MS24665-134 | PIN-COTTER -----                            | 4              |                |
|                      |             | -----*                                      |                |                |
| - 6                  | 0510105-63  | CABLE-RETURN LH LOWER -----                 | 1              |                |
|                      | 0510105-163 | CABLE-STAINLESS STEEL RETURN LH LOWER ----- | 1              |                |
| - 7                  | 0510105-64  | CABLE-RETURN RH LOWER -----                 | 1              |                |
|                      | 0510105-164 | CABLE-STAINLESS STEEL RETURN RH LOWER ----- | 1              |                |
|                      |             | ATTACHING PARTS                             |                |                |
| - 8                  | AN23-12     | BOLT -----                                  | 1              |                |
| - 9                  | AN310-3     | NUT -----                                   | 1              |                |
| -10                  | MS24665-134 | PIN-COTTER -----                            | 1              |                |
|                      |             | -----*                                      |                |                |
| -11                  | 0510105-61  | CABLE-DIRECT LH LOWER -----                 | 1              |                |
|                      | 0510105-161 | CABLE-STAINLESS STEEL DIRECT LH LOWER ----- | 1              |                |
| -12                  | 0510105-62  | CABLE-DIRECT RH LOWER -----                 | 1              |                |
|                      | 0510105-162 | CABLE-STAINLESS STEEL DIRECT RH LOWER ----- | 1              |                |
|                      |             | ATTACHING PARTS                             |                |                |
|                      | AN23-12     | BOLT -----                                  | 1              |                |
|                      | AN310-3     | NUT -----                                   | 1              |                |
|                      | MS24665-134 | PIN-COTTER -----                            | 1              |                |
|                      |             | -----*                                      |                |                |
| -13                  | 0510105-21  | CABLE-RETURN FORWARD -----                  | 1              |                |
|                      | 0510105-121 | CABLE-STAINLESS STEEL RETURN FORWARD -----  | 1              |                |
|                      |             | ATTACHING PARTS                             |                |                |
| -14                  | AN23-16     | BOLT -----                                  | 1              |                |
| -15                  | AN310-3     | NUT -----                                   | 1              |                |
| -16                  | MS24665-134 | PIN-COTTER -----                            | 1              |                |
|                      |             | -----*                                      |                |                |
| -17                  | 0510105-22  | CABLE-DIRECT FORWARD -----                  | 1              |                |
|                      | 0510105-122 | CABLE-STAINLESS STEEL DIRECT FORWARD -----  | 1              |                |
|                      |             | ATTACHING PARTS                             |                |                |
| -18                  | AN23-16     | BOLT -----                                  | 1              |                |
| -19                  | AN310-3     | NUT -----                                   | 1              |                |
| -20                  | MS24665-134 | PIN-COTTER -----                            | 1              |                |
|                      |             | -----*                                      |                |                |
| -21                  | S378-2      | PULLEY -----                                | 1              |                |
|                      |             | ATTACHING PARTS                             |                |                |
| -22                  | AN3-6A      | BOLT -----                                  | 1              |                |
| -23                  | MS21044N3   | NUT -----                                   | 1              |                |
|                      |             | -----*                                      |                |                |
| -24                  | MS24665-134 | PIN-COTTER -----                            | 1              |                |
| -25                  | S378-2      | PULLEY -----                                | 4              |                |
|                      |             | ATTACHING PARTS                             |                |                |
| -26                  | AN3-6A      | BOLT -----                                  | 1              |                |
| -27                  | MS21044N3   | NUT -----                                   | 1              |                |
|                      |             | -----*                                      |                |                |
| -28                  | MS24665-132 | PIN-COTTER -----                            | 4              |                |
| -29                  | S378-2      | PULLEY -----                                | 4              |                |
|                      |             | ATTACHING PARTS                             |                |                |
| -30                  | AN3-10A     | BOLT -----                                  | 1              |                |
| -31                  | AN960-416   | WASHER -----                                | 1              |                |
| -32                  | MS21044N3   | NUT -----                                   | 1              |                |
|                      |             | -----*                                      |                |                |
| -33                  | MS24665-136 | PIN-COTTER -----                            | 2              |                |
| -34                  | S394        | PULLEY -----                                | 1              |                |
|                      |             | ATTACHING PARTS                             |                |                |
| -35                  | AN3-6A      | BOLT -----                                  | 1              |                |
| -36                  | 0411783     | BUSHING -----                               | 1              |                |
| -37                  | MS21044N3   | NUT -----                                   | 1              |                |
|                      |             | -----*                                      |                |                |

CONTINUED ON NEXT PAGE

| FIGURE AND INDEX NO. | PART NUMBER | DESCRIPTION                             |                 |   |   |   |   |   | UNITS PER ASSY | USABLE ON CODE |
|----------------------|-------------|---|-----------------|---|---|---|---|---|----------------|----------------|
|                      |             | 1                                       | 2               | 3 | 4 | 5 | 6 | 7 |                |                |
| 158 -38              | MS24665-134 | PIN-COTTER -----                        |                 |   |   |   |   |   | 1              |                |
| -39                  | S378-2      | PULLEY -----                            |                 |   |   |   |   |   | 2              |                |
|                      |             | ATTACHING PARTS                         |                 |   |   |   |   |   |                |                |
| -40                  | AN3-7A      | BOLT -----                              |                 |   |   |   |   |   | 1              |                |
| -41                  | AN960-10    | WASHER -----                            |                 |   |   |   |   |   | 2              |                |
| -42                  | MS21044N3   | NUT -----                               |                 |   |   |   |   |   | 1              |                |
|                      |             | *-----                                  |                 |   |   |   |   |   |                |                |
| -43                  | MS24665-134 | PIN-COTTER -----                        |                 |   |   |   |   |   | 2              |                |
| -44                  | S378-4      | PULLEY -----                            |                 |   |   |   |   |   | 4              |                |
|                      |             | ATTACHING PARTS                         |                 |   |   |   |   |   |                |                |
| -45                  | AN4-21A     | BOLT -----                              |                 |   |   |   |   |   | 1              |                |
| -46                  | MS21044N3   | NUT -----                               |                 |   |   |   |   |   | 1              |                |
| -47                  | NAS43HT4-10 | SPACER -----                            |                 |   |   |   |   |   | 1              |                |
|                      |             | *-----                                  |                 |   |   |   |   |   |                |                |
| -48                  | 0512135     | GUARD -----                             |                 |   |   |   |   |   | 2              |                |
| -49                  | 0510166-6   | LEVER ASSEMBLY -----                    |                 |   |   |   |   |   | 1              |                |
|                      |             | ATTACHING PARTS                         |                 |   |   |   |   |   |                |                |
| -50                  | AN4-62A     | BOLT -----                              |                 |   |   |   |   |   | 1              |                |
| -51                  | MS16624-43  | **                                      | SNAP RING ----- |   |   |   |   |   | 1              |                |
| -52                  | 0510178-1   | *                                       | BUSHING -----   |   |   |   |   |   | 1              |                |
| -53                  | MS21042L4   |   | NUT -----       |   |   |   |   |   | 1              |                |
|                      |             | *-----                                  |                 |   |   |   |   |   |                |                |
| -54                  | 0510167     | LATCH ASSEMBLY-LEVER -----              |                 |   |   |   |   |   | 1              |                |
| -55                  | 0510169-3   | ROD-LATCH -----                         |                 |   |   |   |   |   | 1              |                |
| -56                  | 0510193-1   | KNOB WHEN EXHAUSTED USE 0510203-1 ----- |                 |   |   |   |   |   | 1              | A              |
|                      | 0510203-1   | KNOB ASSEMBLY -----                     |                 |   |   |   |   |   | 1              | B              |
|                      | 0510177     | BUSHING-LATCH -----                     |                 |   |   |   |   |   | 1              |                |
| -57                  | AN960-4     | WASHER -----                            |                 |   |   |   |   |   | 2              |                |
|                      | 0510176     | SPRING-LATCH RETURN -----               |                 |   |   |   |   |   | 1              |                |
| -58                  | 0510172-3   | CAM -----                               |                 |   |   |   |   |   | 1              |                |
| -59                  | 0510172-4   | CAM -----                               |                 |   |   |   |   |   | 1              |                |
|                      | 0510173     | SPACER -----                            |                 |   |   |   |   |   | 2              |                |
| -60                  | NAS42HT5-36 | SPACER -----                            |                 |   |   |   |   |   | 2              |                |
| -61                  | NAS42HT4-16 | SPACER -----                            |                 |   |   |   |   |   | 4              |                |
| -62                  | 0510194-1   | PLACARD -----                           |                 |   |   |   |   |   | 1              |                |
| -63                  | 0510188     | PLACARD -----                           |                 |   |   |   |   |   | 1              |                |
| -64                  | 0510171-1   | RACHET -----                            |                 |   |   |   |   |   | 1              |                |
|                      |             | ATTACHING PARTS                         |                 |   |   |   |   |   |                |                |
| -65                  | AN4-62A     | BOLT -----                              |                 |   |   |   |   |   | 1              |                |
| -66                  | 0510181     | SPACER-LH -----                         |                 |   |   |   |   |   | 1              |                |
| -67                  | 0510181-1   | SPACER-RH -----                         |                 |   |   |   |   |   | 1              |                |
| -68                  | 0510184     | BUSHING -----                           |                 |   |   |   |   |   | 1              |                |
| -69                  | MS21042L4   | NUT -----                               |                 |   |   |   |   |   | 1              |                |
|                      |             | *-----                                  |                 |   |   |   |   |   |                |                |
| -70                  | AN155B16S   | BARREL -----                            |                 |   |   |   |   |   | 4              |                |
| -71                  | 0523535     | BELLCRANK-LH -----                      |                 |   |   |   |   |   | 1              |                |
|                      | 0523535-1   | BELLCRANK-RH -----                      |                 |   |   |   |   |   | 1              |                |
| -72                  | 0523537     | ROD ASSEMBLY -----                      |                 |   |   |   |   |   | 2              |                |

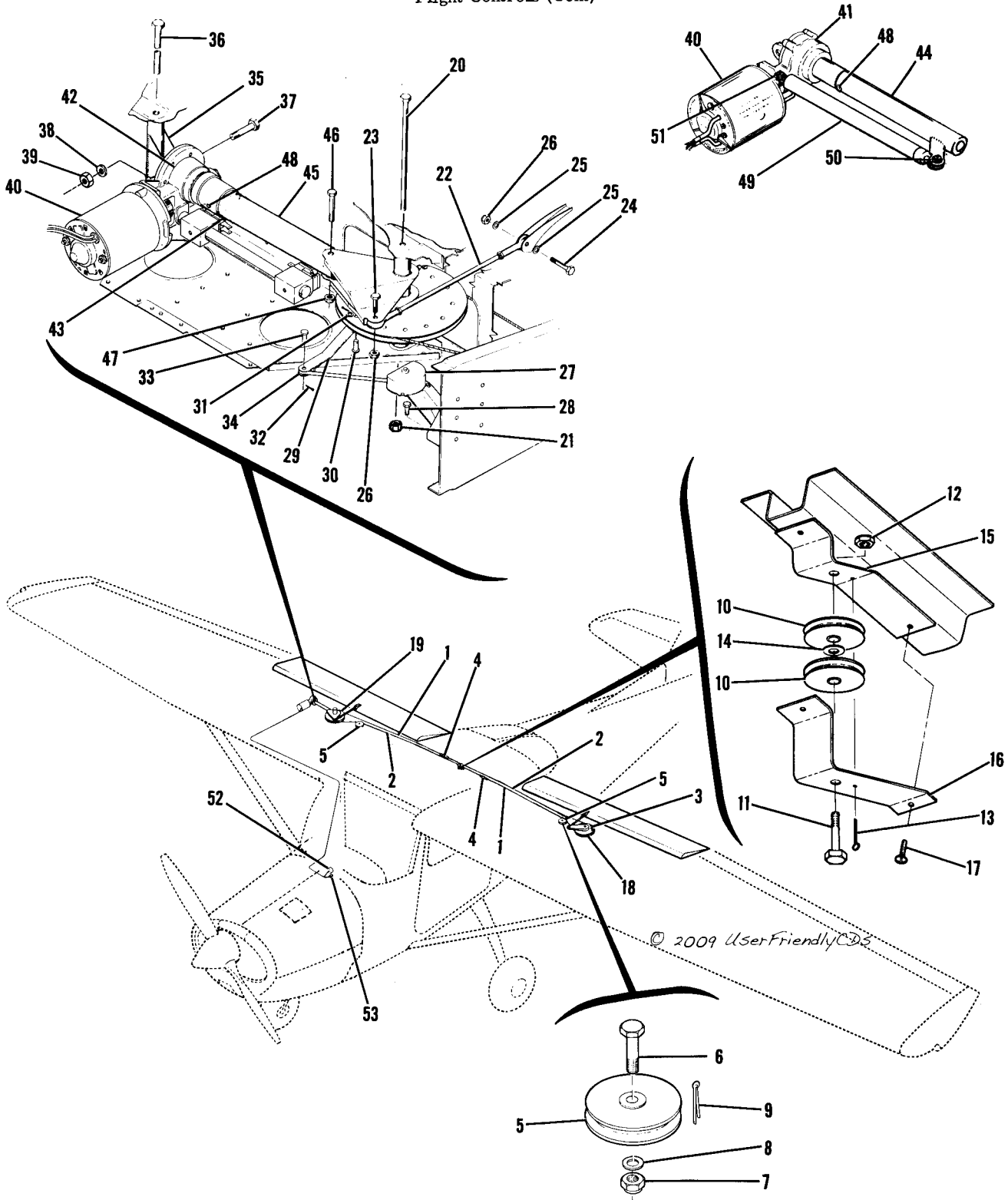
NOTE.\* WHEN ORDERING THIS PART FOR AIRPLANES  
 PRIOR TO 172 SERIAL 17250573 OR P172  
 SERIAL 17257189, ALSO ORDER PART MARKED \*\*.

A---172 SERIAL 17249545 THRU 17250572  
 P172 SERIAL P17257120 THRU P17257188  
 F172 SERIAL F172-0001 THRU F172-0018  
 FP172 SERIAL FP172-0001 THRU FP172-0003  
 B---172 SERIAL 17250573 THRU 17251822  
 F172 SERIAL F172-0019 THRU F172-0085  
 C---172 SERIAL 17249545 THRU 17251822  
 F172 SERIAL F172-0001 THRU F172-0085  
 P172 SERIAL P17257120 THRU P17257188  
 FP172 SERIAL FP172-0001 THRU FP172-0003



| FIGURE AND INDEX NO.   | PART NUMBER    | DESCRIPTION                                  | UNITS PER ASSY | USABLE ON CODE |
|------------------------|----------------|--|----------------|----------------|
|                        |                | <b>1 2 3 4 5 6 7</b>                         |                |                |
| 159 -                  |                | FLAP SYSTEM INSTALLATION-ELECTRIC -----      | NP             | A              |
| - 1                    | 0510105-93     | CABLE-FLAP RETRACT LH & DIRECT RH -----      | 1              |                |
|                        | 0510105-193    | CABLE-FLAP STAINLESS STEEL -----             | 1              |                |
| - 2                    | 0510105-94     | CABLE-FLAP RETRACT RH & DIRECT LH -----      | 1              |                |
|                        | 0510105-194    | CABLE-FLAP STAINLESS -----                   | 1              |                |
|                        |                | ATTACHING PARTS                              |                |                |
| - 3                    | MS20392-1C11   | PIN -----                                    | 2              |                |
|                        | MS24665-134    | PIN-COTTER -----                             | 2              |                |
| - 4                    | AN155816S      | BARREL -----                                 | 1              |                |
|                        |                | -----*                                       |                |                |
| - 5                    | S378-2         | PULLEY -----                                 | 2              |                |
|                        |                | ATTACHING PARTS                              |                |                |
| - 6                    | AN3-7A         | BOLT -----                                   | 1              |                |
| - 7                    | MS21044N3      | NUT -----                                    | 1              |                |
| - 8                    | AN960-10       | WASHER -----                                 | 1              |                |
|                        |                | -----*                                       |                |                |
| - 9                    | MS24665-134    | PIN-COTTER -----                             | 1              |                |
| -10                    | S378-1L        | PULLEY -----                                 | 2              |                |
|                        |                | ATTACHING PARTS                              |                |                |
| -11                    | AN3-10A        | BOLT -----                                   | 1              |                |
| -12                    | MS21044N3      | NUT -----                                    | 1              |                |
| -13                    | MS24665-285    | PIN-COTTER -----                             | 1              |                |
| -14                    | AN960-10       | WASHER -----                                 | 1              |                |
|                        |                | -----*                                       |                |                |
| -15                    | 0512172-1      | BRACKET-UPPER MOUNTING -----                 | 1              |                |
| -16                    | 0512172-2      | BRACKET-LOWER MOUNTING -----                 | 1              |                |
|                        |                | ATTACHING PARTS                              |                |                |
| -17                    | AN520-10R6     | SCREW -----                                  | 2              |                |
|                        |                | -----*                                       |                |                |
| -18                    | 0760612-7      | DRIVE PULLEY ASSEMBLY-LH -----               | 1              |                |
| -19                    | 0760612-1      | DRIVE PULLEY ASSEMBLY-RH -----               | 1              |                |
|                        |                | ATTACHING PARTS                              |                |                |
| -20                    | AN4-60A        | BOLT -----                                   | 1              |                |
|                        | 0523536        | BUSHING -----                                | 1              |                |
|                        | 0522629-1      | WASHER -----                                 | 2              |                |
| -21                    | MS21042L4      | NUT -----                                    | 1              |                |
|                        |                | -----*                                       |                |                |
| -22                    | B610           | BEARING TOR -----                            | 1              |                |
|                        | 0523537        | ROD ASSEMBLY -----                           | 1              |                |
|                        |                | ATTACHING PARTS                              |                |                |
| -23                    | AN3-6A         | BOLT -----                                   | 1              |                |
| -24                    | AN3-11A        | BOLT -----                                   | 1              |                |
| -25                    | AN960-10       | WASHER -----                                 | 2              |                |
| -26                    | MS21044N3      | NUT -----                                    | 2              |                |
|                        |                | -----*                                       |                |                |
| -27                    | C590501-0101 * | POSITION TRANSMITTER-FLAP -----              | 1              |                |
|                        |                | ATTACHING PARTS                              |                |                |
| -28                    | AN3-3A         | BOLT -----                                   | 2              |                |
|                        |                | -----*                                       |                |                |
| -29                    | 0760662-1      | ARM ASSEMBLY-FLAP POSITION TRANSMITTER ----- | 1              | E              |
|                        | 0510195-1      | ARM ASSEMBLY-FLAP POSITION TRANSMITTER ----- | 1              | F              |
|                        |                | ATTACHING PARTS                              |                |                |
| -30                    | MS20392-2C13   | PIN -----                                    | 1              |                |
| -31                    | AN960-10L      | WASHER -----                                 | 1              |                |
| -32                    | MS24665-132    | PIN-COTTER -----                             | 2              |                |
| -33                    | MS20392-2C9    | PIN -----                                    | 1              |                |
| -34                    | NAS43003-12    | SPACER -----                                 | 1              |                |
|                        |                | -----*                                       |                |                |
| -35                    | 0760619-1      | HINGE ASSEMBLY-FLAP MOTOR -----              | 1              |                |
|                        |                | ATTACHING PARTS                              |                |                |
| -36                    | AN4-56A        | BOLT -----                                   | 1              |                |
|                        | 0523536        | BUSHING -----                                | 1              |                |
|                        | MS21042L4      | NUT -----                                    | 1              |                |
|                        |                | -----*                                       |                |                |
|                        | B610           | BEARING TOR -----                            |                |                |
| CONTINUED ON NEXT PAGE |                |  |                |                |

Flight Controls (Cont)



© 2009 UserFriendlyCDs

172 SERIAL 17251823 THRU 17263458  
F172 SERIAL F172-0086 THRU F17201234

Figure 159. Flap System Installation - Electric

| FIGURE AND INDEX NO.   | PART NUMBER  | DESCRIPTION   | UNITS PER ASSY | USABLE ON CODE |
|--|--------------|---|----------------|----------------|
|  |              | <b>1 2 3 4 5 6 7</b>                                    |                |                |
| 159 -  | C301002-0301 | ACTUATOR & MOTOR ASSY FSO SK150-41 & C301002-0301 ----- | 1              | G              |
|  |              | ACTUATOR & MOTOR ASSY INTERNALLY FILTERED -----         | 1              | H              |
|  |              | ATTACHING PARTS -----                                   |                |                |
| -37  | AN6-15A      | BOLT -----  | 1              |                |
| -38  | AN960-616    | WASHER -----  | 1              |                |
| -39  | MS21042L6    | NUT -----   | 1              |                |
|  |              | -----*-----   |                |                |
| -40  | C301002-0103 | MOTOR-FLAP ACTUATOR INTERNALLY FILTERED -----           | 1              |                |
| -41  |              | ACTUATOR-FLAP FSO SK150-41 & C301002-0301 -----         | 1              | G              |
| -42  | C301002-0308 | ACTUATOR & SWITCH BAR ASSY -----                        | 1              | H              |
| -43  | V3L-3-D9     | SWITCH -----  | 2              |                |
|  |              | ATTACHING PARTS -----                                   |                |                |
|  | AN515-4-9    | SCREW -----   | 2              |                |
|  | AN936A4      | WASHER -----  | 2              |                |
|  |              | -----*-----   |                |                |
|  | C301001-0211 | COUPLING-ACTUATOR -----                                 | 1              |                |
| -44  | 0409007-4    | TUBE ASSY-FLAP ACTUATOR -----                           | 1              | G              |
| -45  | 0760620-1    | TUBE ASSY-FLAP ACTUATOR FSO 0760620-9 -----             | 1              | K              |
|  | 0760620-9    | TUBE ASSY-FLAP ACTUATOR -----                           | 1              | L              |
|  |              | ATTACHING PARTS -----                                   |                |                |
| -46  | AN4-15A      | BOLT -----  | 1              |                |
|  | 0760614-1    | BUSHING -----   | 1              |                |
| -47  | MS21042L4    | NUT -----   | 1              |                |
| -48  | AN56508H3    | SET SCREW -----   | 1              | J              |
|  | AN5658428H3  | SET SCREW -----   | 1              | L              |
|  |              | -----*-----   |                |                |
| -49  | S1003-66A    | BEARING -----   | 1              |                |
|  | 10650        | CYLINDER -----  | 1              | G              |
|  |              | ATTACHING PARTS -----                                   |                |                |
| -50  | NAS221-10    | SCREW -----   | 1              | G              |
|  | AN960-10L    | WASHER -----  | 1              | G              |
| -51  | NAS221-14    | SCREW -----   | 1              | G              |
|  | AN960-10     | WASHER -----  | 1              | G              |
|  | NAS43HT3-4   | SPACER -----  | 1              | G              |
|  | 0409007-2    | BRACKET -----   | 1              | G              |
|  | MS21044N3    | NUT -----   | 2              | G              |
|  |              | -----*-----   |                |                |
| -52  | SEE FIG 102  | INDICATOR-FLAP -----                                    | 1              |                |
|  | S1558-1      | MOUNTING BRACKET-INDICATOR -----                        | 1              | B              |
| -53  | 0760632-1    | SWITCH-FLAP -----                                       | 1              | C              |
|  | S1661-1      | SWITCH-FLAP -----                                       | 1              | D              |
| <p>NOTE. *WHEN ORDERING THIS PART FOR AIRCRAFT PRIOR TO SERIAL 17253393 OR F172-0180 THE C668001-0103 INDICATOR MUST BE USED.</p> <p>NOTE. %WHEN ORDERING THIS PART ALSO ORDER (1) AN5658428H3 SET SCREW.</p> <p>A---172 SERIAL 17251823 THRU 17263458<br/>F172 SERIAL F172-0086 THRU F17201234</p> <p>B---172 SERIAL 17253393 THRU 17263458<br/>F172 SERIAL F172-0180 THRU F17201234</p> <p>C---172 SERIAL 17251823 THRU 17254274<br/>F172 SERIAL F172-0086 THRU F172-0319</p> <p>D---172 SERIAL 17254275 THRU 17263458<br/>F172 SERIAL F172-0320 THRU 17201234</p> <p>E---172 SERIAL 17251823 THRU 17255502<br/>F172 SERIAL F172-0086 THRU F172-0479</p> <p>F---172 SERIAL 17255503 THRU 17263458<br/>F172 SERIAL F172-0480 THRU F17201234</p> <p>G---172 SERIAL 17251823 THRU 17259903<br/>F172 SERIAL F172-0086 THRU F17200804</p> <p>H---172 SERIAL 17259904 THRU 17263458<br/>F172 SERIAL F17200805 THRU F17201234</p> <p>J---172 SERIAL 17251823 THRU 17262444<br/>F172 SERIAL F172-0086 THRU F17201224</p> <p>K---172 SERIAL 17259904 THRU 17262444<br/>F172 SERIAL F17200805 THRU F17201224</p> <p>L---172 SERIAL 17262445 THRU 17263458<br/>F172 SERIAL F17201225 THRU F17201234</p> |              |   |                |                |

Flight Controls (Cont)

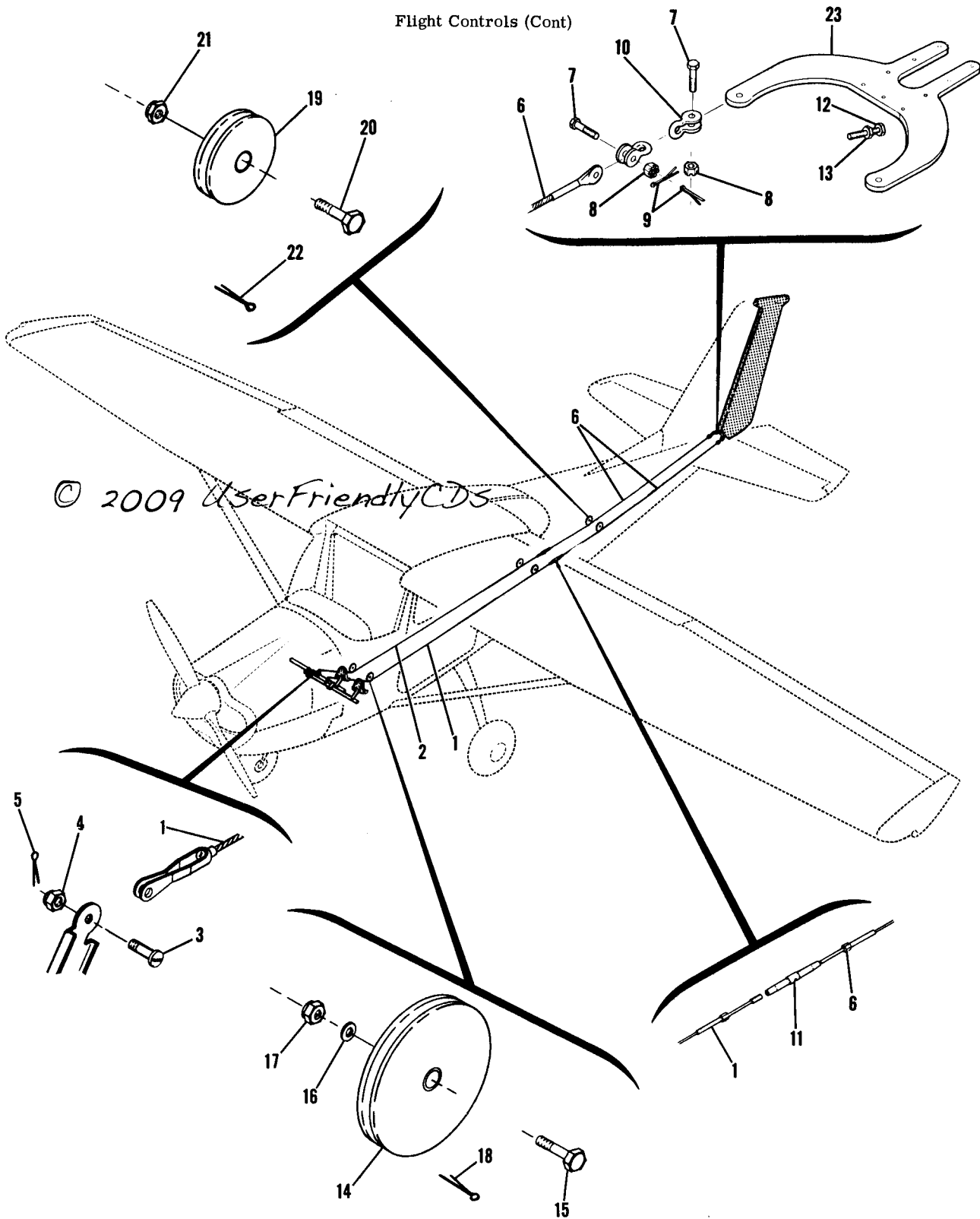
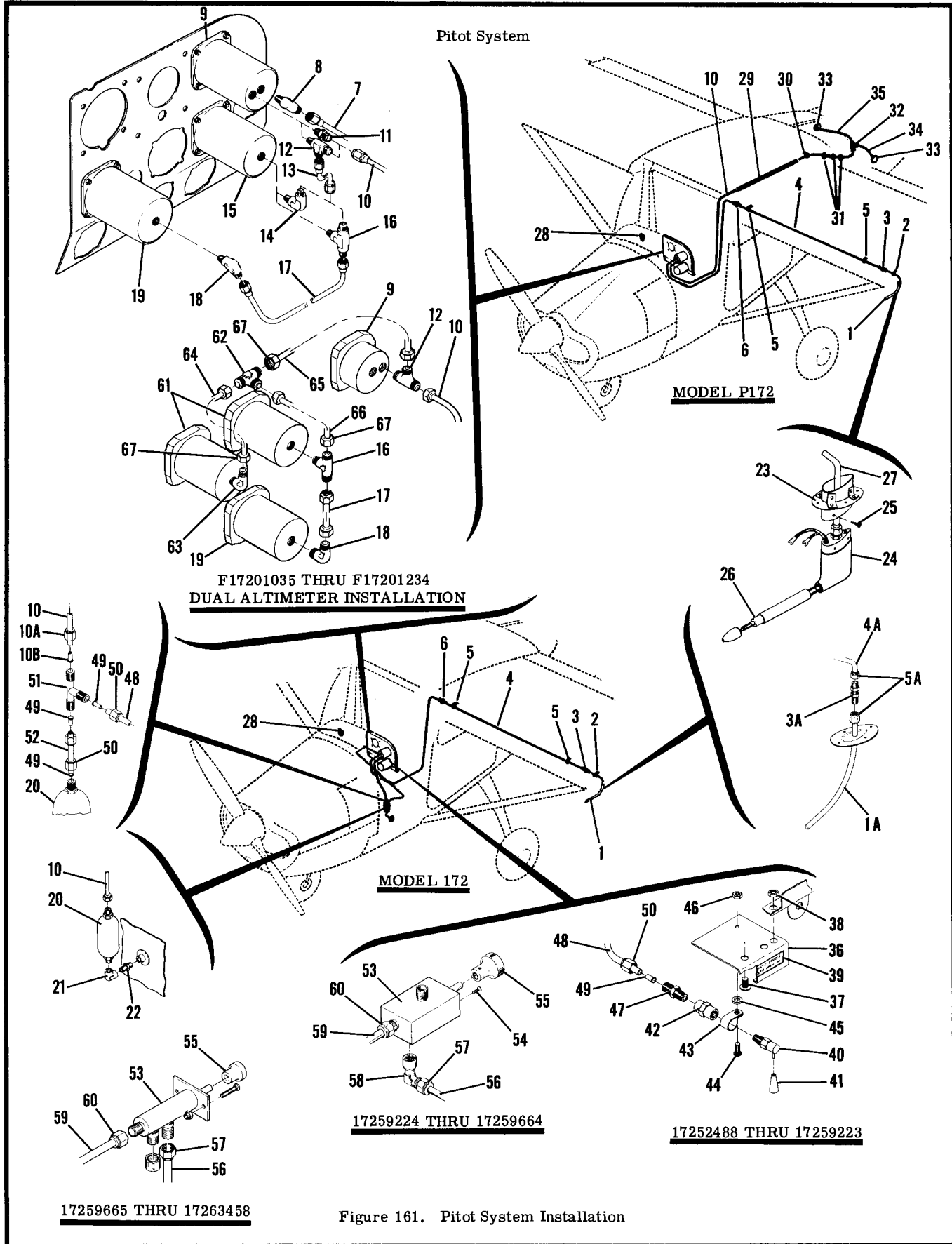


Figure 160. Rudder Control System Installation



| FIGURE AND INDEX NO. | PART NUMBER | DESCRIPTION                              | UNITS PER ASSY | USABLE ON CODE |
|----------------------|-------------|--|----------------|----------------|
|                      |             | <b>1 2 3 4 5 6 7</b>                     |                |                |
| 160 -                |             | RUDDER CONTROL SYSTEM INSTALLATION ----- | NP             |                |
| - 1                  | 0510105-205 | CABLE-FORWARD LH -----                   | 1              |                |
|                      | 0510105-305 | CABLE-FORWARD LH STAINLESS STEEL -----   | 1              |                |
| - 2                  | 0510105-206 | CABLE-FORWARD RH -----                   | 1              |                |
|                      | 0510105-306 | CABLE-FORWARD RH STAINLESS STEEL -----   | 1              |                |
|                      |             | ATTACHING PARTS                          |                |                |
| - 3                  | AN23-10     | BOLT -----                               | 1              |                |
| - 4                  | AN310-3     | NUT -----                                | 1              |                |
| - 5                  | MS24665-134 | COTTER PIN -----                         | 1              |                |
|                      |             | *-----                                   |                |                |
| - 6                  | 0510105-207 | CABLE-AFT -----                          | 2              |                |
|                      | 0510105-307 | CABLE-AFT STAINLESS STEEL -----          | 2              |                |
|                      |             | ATTACHING PARTS                          |                |                |
| - 7                  | AN23-11     | BOLT -----                               | 2              |                |
| - 8                  | AN310-3     | NUT -----                                | 2              |                |
| - 9                  | MS24665-134 | COTTER PIN -----                         | 2              |                |
| -10                  | 0533010-1   | SHACKLE -----                            | 2              |                |
|                      |             | *-----                                   |                |                |
| -11                  | AN155832S   | BARREL -----                             | 2              |                |
| -12                  | NAS428H3-12 | BOLT-RUDDER STOP -----                   | 2              |                |
| -13                  | AN315-3R    | NUT-RUDDER STOP -----                    | 2              |                |
| -14                  | S378-4      | PULLEY -----                             | 2              |                |
|                      |             | ATTACHING PARTS                          |                |                |
| -15                  | AN4-14A     | BOLT -----                               | 1              |                |
| -16                  | AN960-416L  | WASHER -----                             | 1              |                |
| -17                  | MS21042L4   | NUT -----                                | 1              |                |
|                      |             | *-----                                   |                |                |
| -18                  | MS24665-355 | COTTER PIN -----                         | 2              |                |
| -19                  | S378-3L     | PULLEY -----                             | 4              |                |
|                      |             | ATTACHING PARTS                          |                |                |
| -20                  | AN4-10A     | BOLT -----                               | 1              |                |
| -21                  | MS21042L4   | NUT -----                                | 1              |                |
|                      |             | *-----                                   |                |                |
| -22                  | MS24665-136 | PIN-CUTTER -----                         | 4              |                |
| -23                  | SEE FIG 23  | HORN-RUDDER -----                        | 1              |                |



Pitot System

F17201035 THRU F17201234  
DUAL ALTIMETER INSTALLATION

MODEL 172

MODEL P172

17259224 THRU 17259664

17252488 THRU 17259223

17259665 THRU 17263458

Figure 161. Pitot System Installation

| FIGURE AND INDEX NO. | PART NUMBER | DESCRIPTION   | UNITS PER ASSY | USABLE ON CODE |
|----------------------|-------------|---|----------------|----------------|
|                      |             | <b>1 2 3 4 5 6 7</b>                                |                |                |
| 161 -                |             | PITOT SYSTEM INSTALLATION -----                     | NP             |                |
| - 1                  | 0500106-53  | TUBE-PITOT -----                                    | 1              | F              |
| - 1A                 | 0521103-1   | TUBE ASSEMBLY-PITOT WEU 0521103-3 -----             | 1              | O              |
|                      | 0521103-3   | TUBE ASSEMBLY-PITOT -----                           | 1              | P              |
|                      | 0521103-4   | TUBE ASSEMBLY-PITOT -----                           | 1              | W              |
|                      |             | ATTACHING PARTS                                     |                |                |
| - 2                  | AN742D4     | CLAMP TIN -----                                     | 1              | F              |
|                      | NAS395-16-3 | NUT -----   | 1              | F              |
|                      | S1021Z8-8   | SCREW -----   | 1              | F              |
|                      |             | -----*-----   |                |                |
| - 3                  | AN815-4D    | UNION -----   | 1              | F              |
| - 3A                 | S1132-1     | UNION -----   | 1              | G              |
| - 4                  | 0500106-54  | LINE ASSEMBLY-PITOT TUBE TO WING ROOT -----         | 1              | F              |
| - 4A                 | S1071-1     | TUBE-POLYETHYLENE 46.0 IN LG BULK ITEM -----        | 1              | G              |
|                      |             | REF S1071-1-46.0                                    |                |                |
|                      |             | ATTACHING PARTS                                     |                |                |
| - 5                  | AN742D4     | CLAMP TIN -----                                     | 2              |                |
|                      | NAS395-16-3 | NUT -----   | 1              |                |
|                      | MS21044N06  | NUT -----   | 1              |                |
|                      | S1021Z8-8   | SCREW -----   | 1              |                |
|                      | AN515-6R8   | SCREW -----   | 1              |                |
|                      |             | -----*-----   |                |                |
| - 5A                 | S1130-1     | NUT -----   | 2              | G              |
|                      | S1131-1     | INSERT -----  | 2              | G              |
|                      | S1130-1     | NUT -----   | 1              |                |
| - 6                  | S1132-1     | UNION -----   | 1              |                |
| - 7                  | S1071-1     | TUBE-POLYETHYLENE 55 IN LG BULK ITEM -----          | 1              |                |
|                      |             | REF S-1071-1-55.0                                   |                |                |
|                      | S1130-1     | NUT -----   | 2              |                |
|                      | S1131-1     | INSERT -----  | 2              |                |
| - 8                  | S1135-1     | ELBOW -----   | 1              | C              |
|                      | S1133-1     | CONNECTOR -----                                     | 1              | D              |
| - 9                  |             | INDICATOR-AIRSPPEED SEE INSTRUMENT PANEL -----      | 1              |                |
| - 10                 | S1071-1     | TUBE-POLYETHYLENE 16 IN LG BULK ITEM -----          | 1              | A              |
|                      |             | REF S-1071-1-16.0                                   |                |                |
|                      | S1071-1     | TUBE-POLYETHYLENE * IN LG BULK ITEM -----           | 1              | B              |
|                      |             | REF S1071-1-*                                       |                |                |
| - 10A                | S1130-1     | NUT -----   | 2              |                |
| - 10B                | S1131-1     | INSERT -----  | 2              |                |
| - 11                 | S1133-1     | CONNECTOR -----                                     | 1              |                |
| - 12                 | S1139-1     | TEE -----   | 1              |                |
| - 13                 | S1071-1     | TUBE-POLYETHYLENE 11 IN LG BULK ITEM -----          | 1              | C              |
|                      |             | REF S-1071-1-11.0                                   |                |                |
|                      | S1071-1     | TUBE-POLYETHYLENE 9 IN LG BULK ITEM -----           | 1              | D              |
|                      |             | REF S-1071-1-9.00                                   |                |                |
|                      | S1130-1     | NUT -----   | 2              |                |
|                      | S1131-1     | INSERT -----  | 2              |                |
| - 14                 | S1135-1     | ELBOW -----   | 1              | C              |
|                      | S1133-1     | CONNECTOR -----                                     | 1              | D              |
| - 15                 |             | ALTIMETER SEE INSTRUMENT PANEL -----                | 1              |                |
| - 16                 | S1139-1     | TEE -----   | 1              |                |
| - 17                 | S1071-1     | TUBE POLYETHYLENE 11 IN LG BULK ITEM -----          | 1              | C              |
|                      |             | REF S-1071-1-11.0                                   |                |                |
|                      | S1071-1     | TUBE-POLYETHYLENE 9 IN LG BULK ITEM -----           | 1              | D              |
|                      |             | REF S-1071-1-9.00                                   |                |                |
|                      | S1130-1     | NUT -----   | 2              |                |
|                      | S1131-1     | INSERT -----  | 2              |                |
| - 18                 | S1135-1     | ELBOW -----   | 1              |                |
| - 19                 |             | INDICATOR-VERTICAL SPEED SEE INSTRUMENT PANEL ----- | 1              |                |
| - 20                 | S1258-1     | SUMP ASSEMBLY-PITOT STATIC LINE -----               | 1              | A              |
| - 21                 | AN916-1D    | ELBOW -----   | 1              | A              |
| - 22                 | AN911-1D    | NIPPLE -----  | 1              | A              |
| - 23                 | 0721101-8   | CONNECTOR ASSEMBLY -----                            | 1              |                |
|                      |             | ATTACHING PARTS                                     |                |                |
|                      | S1021Z8-8   | SCREW -----   | 4              |                |
|                      |             | -----*-----   |                |                |
|                      | NAS395-14-3 | NUT -----   | 4              |                |

CONTINUED ON NEXT PAGE

| FIGURE AND INDEX NO. | PART NUMBER | DESCRIPTION                          |               |              |                   |       |       |       | UNITS PER ASSY | USABLE ON CODE |
|----------------------|-------------|--------------------------------------|---------------|--------------|-------------------|-------|-------|-------|----------------|----------------|
|                      |             | 1                                    | 2             | 3            | 4                 | 5     | 6     | 7     |                |                |
| 161 -24              | 0721105-2   | PITOT TUBE ASSEMBLY                  | HEATED        | -----        | -----             | ----- | ----- | ----- | 1              | C              |
|                      | 0721105-17  | PITOT TUBE ASSEMBLY                  | HEATED        | -----        | -----             | ----- | ----- | ----- | 1              | R              |
|                      | 0721105-15  | PITOT TUBE ASSEMBLY                  | HEATED        | -----        | -----             | ----- | ----- | ----- | 1              | S              |
|                      | 0721105-30  | PITOT TUBE ASSEMBLY                  | HEATED        | -----        | -----             | ----- | ----- | ----- | 1              | T              |
|                      | 0721105-27  | PITOT TUBE ASSEMBLY                  | HEATED        | -----        | -----             | ----- | ----- | ----- | 1              | U              |
|                      | 0721105-30  | PITOT TUBE ASSEMBLY                  | HEATED        | FLD          | ATPLANE           | ONLY  | ----- | ----- | 1              | U              |
|                      |             | ATTACHING PARTS                      |               |              |                   |       |       |       |                |                |
| -25                  | AN507-640R4 | SCREW                                | -----         | -----        | -----             | ----- | ----- | ----- | 4              |                |
|                      |             | -----*                               |               |              |                   |       |       |       |                |                |
| -26                  | 0721105-5   | HEATER ASSEMBLY                      | -----         | -----        | -----             | ----- | ----- | ----- | 1              |                |
| -27                  | 0500106-261 | LINE ASSEMBLY-PITOT TUBE TO UNION    | -----         | -----        | -----             | ----- | ----- | ----- | 1              | F              |
| -28                  | S1232-10    | CIRCUIT BREAKER ASSEMBLY             | -----         | -----        | -----             | ----- | ----- | ----- | 1              | C              |
|                      | S1360-10    | CIRCUIT BREAKER ASSEMBLY             | -----         | -----        | -----             | ----- | ----- | ----- | 1              | D              |
|                      | 0513153-6   | PLACARD-PITOT HEAT                   | -----         | -----        | -----             | ----- | ----- | ----- | 1              | C              |
|                      | 0713026-4   | SWITCH-CIRCUIT BREAKER ASSEMBLY      | -----         | -----        | -----             | ----- | ----- | ----- | 1              | K              |
|                      | S1824-1     | SWITCH                               | -----         | -----        | -----             | ----- | ----- | ----- | 1              | L              |
|                      | 0713303-2   | KNOB ASSEMBLY-SWITCH                 | -----         | -----        | -----             | ----- | ----- | ----- | 1              | C              |
| -29                  | S292-8      | SLEEVE * IN LG                       | BULK ITEM     | REF S292-8-* | -----             | ----- | ----- | ----- | 1              | B              |
| -30                  | AN74205     | CLAMP                                | -----         | -----        | -----             | ----- | ----- | ----- | 1              | B              |
|                      | S102128-8   | SCREW                                | -----         | -----        | -----             | ----- | ----- | ----- | 1              | B              |
|                      | NAS446-4    | NUT                                  | -----         | -----        | -----             | ----- | ----- | ----- | 1              | B              |
| -31                  | MS35489-9   | GROMMET                              | -----         | -----        | -----             | ----- | ----- | ----- | 3              | B              |
| -32                  | S1137-1     | TEE-NYLON                            | -----         | -----        | -----             | ----- | ----- | ----- | 1              | B              |
| -33                  | S1419-1     | BUTTON-STATIC SOURCE                 | -----         | -----        | -----             | ----- | ----- | ----- | 2              | B              |
|                      |             | ATTACHING PARTS                      |               |              |                   |       |       |       |                |                |
|                      | AN316-7R    | NUT                                  | -----         | -----        | -----             | ----- | ----- | ----- | 1              | B              |
|                      | AN960-716L  | WASHER                               | -----         | -----        | -----             | ----- | ----- | ----- | 1              | B              |
|                      | S1278-2     | CLIP                                 | -----         | -----        | -----             | ----- | ----- | ----- | 1              | B              |
|                      |             | -----*                               |               |              |                   |       |       |       |                |                |
| -34                  | S1071-1     | TUBE-POLYETHYLENE * IN LG            | BULK ITEM     | -----        | -----             | ----- | ----- | ----- | 1              | B              |
|                      |             | REF S1071-1-*                        |               |              |                   |       |       |       |                |                |
|                      | S1130-1     | NUT-NYLON                            | -----         | -----        | -----             | ----- | ----- | ----- | 2              | B              |
|                      | S1131-1     | INSERT                               | -----         | -----        | -----             | ----- | ----- | ----- | 2              | B              |
| -35                  | S1071-1     | TUBE-POLYETHYLENE * IN LG            | BULK ITEM     | -----        | -----             | ----- | ----- | ----- | 1              | B              |
|                      |             | REF S1071-1-*                        |               |              |                   |       |       |       |                |                |
|                      | S1130-1     | NUT-NYLON                            | -----         | -----        | -----             | ----- | ----- | ----- | 2              | B              |
|                      | S1131-1     | INSERT                               | -----         | -----        | -----             | ----- | ----- | ----- | 2              | B              |
|                      |             | STATIC SOURCE INSTALLATION-ALTERNATE |               |              |                   |       |       |       | NP             | E              |
| -36                  | 0713244-1   | BRACKET                              | -----         | -----        | -----             | ----- | ----- | ----- | 1              | H              |
|                      | 0513417-1   | BRACKET ASSEMBLY                     | -----         | -----        | -----             | ----- | ----- | ----- | 1              | J              |
|                      |             | ATTACHING PARTS                      |               |              |                   |       |       |       |                |                |
| -37                  | AN515-8R6   | SCREW                                | -----         | -----        | -----             | ----- | ----- | ----- | 2              |                |
| -38                  | MS21044N08  | NUT                                  | -----         | -----        | -----             | ----- | ----- | ----- | 2              |                |
|                      |             | -----*                               |               |              |                   |       |       |       |                |                |
| -39                  | 1200678-2   | PLACARD                              | -----         | -----        | -----             | ----- | ----- | ----- | 1              |                |
| -40                  | 0511199-20  | VALVE                                | -----         | -----        | -----             | ----- | ----- | ----- | 1              |                |
| -41                  | S430-1      | KNOB                                 | -----         | -----        | -----             | ----- | ----- | ----- | 1              |                |
| -42                  | AN910-10    | COUPLING                             | -----         | -----        | -----             | ----- | ----- | ----- | 1              |                |
| -43                  | MS21919DG9  | CLAMP                                | -----         | -----        | -----             | ----- | ----- | ----- | 1              |                |
| -44                  | AN520-10R8  | SCREW                                | -----         | -----        | -----             | ----- | ----- | ----- | 1              |                |
| -45                  | AN960D10    | WASHER                               | -----         | -----        | -----             | ----- | ----- | ----- | 1              |                |
| -46                  | MS21044N3   | NUT                                  | -----         | -----        | -----             | ----- | ----- | ----- | 1              |                |
| -47                  | S1133-1     | CONNECTOR                            | -----         | -----        | -----             | ----- | ----- | ----- | 1              |                |
| -48                  | S1071-1     | TUBE-POLYETHYLENE                    | 18.00 IN LG   | BKI          | REF S1071-1-18.00 | ----- | ----- | ----- | 1              |                |
|                      |             | REF S1071-1-*                        |               |              |                   |       |       |       |                |                |
| -49                  | S1131-1     | INSERT                               | -----         | -----        | -----             | ----- | ----- | ----- | 4              |                |
| -50                  | S1130-1     | NUT                                  | -----         | -----        | -----             | ----- | ----- | ----- | 4              |                |
| -51                  | S1137-1     | TEE                                  | -----         | -----        | -----             | ----- | ----- | ----- | 1              |                |
| -52                  | S1071-1     | TUBE-POLYETHYLENE                    | 2.0 IN LG     | BULK ITEM    | -----             | ----- | ----- | ----- | 1              |                |
|                      |             | REF S1071-1-2.0                      |               |              |                   |       |       |       |                |                |
|                      |             | STATIC SOURCE INSTALLATION-ALTERNATE |               |              |                   |       |       |       | NP             | L              |
| -53                  | S2066-1     | VALVE                                | WEU 2013142-1 | -----        | -----             | ----- | ----- | ----- | 1              | M              |
|                      | S2116-1     | VALVE                                | WEU 2013142-1 | -----        | -----             | ----- | ----- | ----- | 1              | N              |
|                      | 2013142-1   | VALVE ASSY                           | -----         | -----        | -----             | ----- | ----- | ----- | 1              | Q              |
|                      |             | ATTACHING PARTS                      |               |              |                   |       |       |       |                |                |
| -54                  | AN509-8R7   | SCREW                                | -----         | -----        | -----             | ----- | ----- | ----- | 2              | L              |
|                      | MS21044N08  | NUT                                  | -----         | -----        | -----             | ----- | ----- | ----- | 2              |                |
|                      |             | -----*                               |               |              |                   |       |       |       |                |                |
| -55                  | S1981-5     | KNOB ASSEMBLY                        | -----         | -----        | -----             | ----- | ----- | ----- | 1              | L              |
| -56                  | S1071-1     | TUBE-POLYETHYLENE                    | * IN LG       | BULK ITEM    | REF S1071-1-*     | ----- | ----- | ----- | 1              | L              |
|                      |             | ATTACHING PARTS                      |               |              |                   |       |       |       |                |                |
| -57                  | S1130-1     | NUT                                  | -----         | -----        | -----             | ----- | ----- | ----- | 2              | L              |
|                      | S1131-1     | INSERT                               | -----         | -----        | -----             | ----- | ----- | ----- | 2              | L              |
| -58                  | S2071-1     | ELBOW                                | -----         | -----        | -----             | ----- | ----- | ----- | 1              | M              |
|                      |             | -----*                               |               |              |                   |       |       |       |                |                |

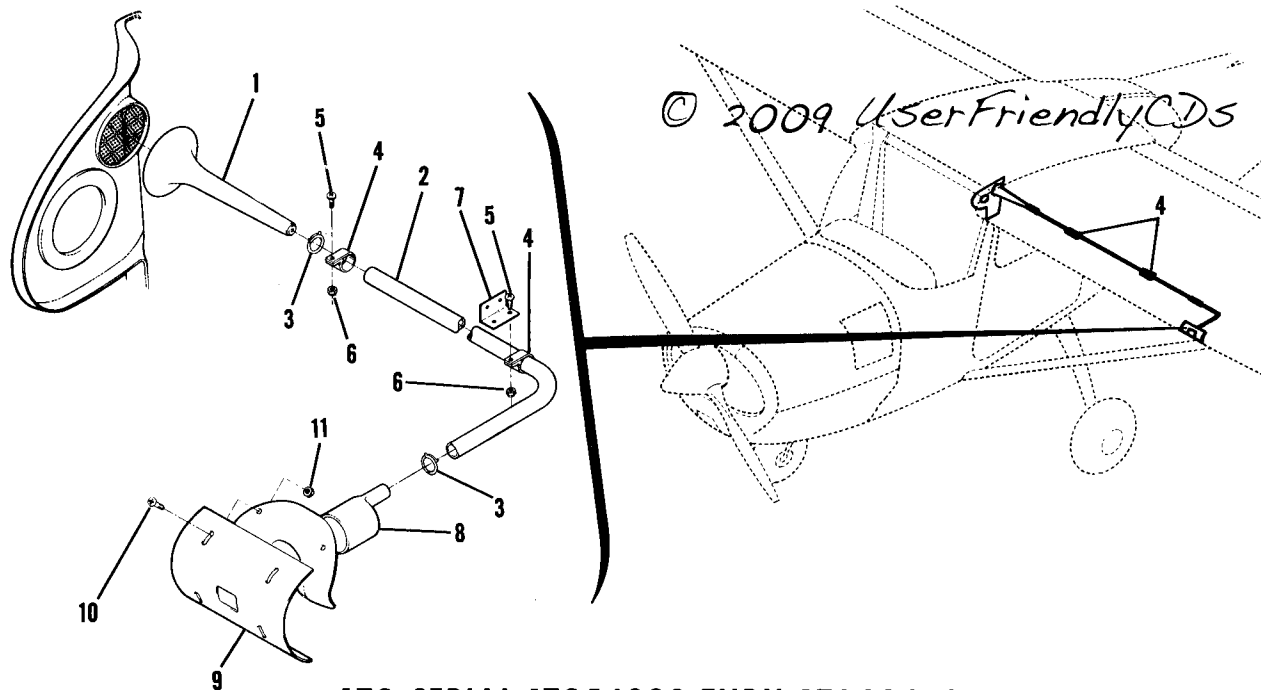
CONTINUED ON NEXT PAGE



| FIGURE AND INDEX NO. | PART NUMBER | DESCRIPTION   |                      |           |               |   |   |   | UNITS PER ASSY | USABLE ON CODE |
|----------------------|-------------|---|----------------------|-----------|---------------|---|---|---|----------------|----------------|
|                      |             | 1   | 2                    | 3         | 4             | 5 | 6 | 7 |                |                |
| 161 -59              | S1071-1     | TUBE-POLYETHYLENE   | * IN LG              | BULK ITEM | REF S1071-1-* |   |   | 1 | L              |                |
|                      |             | ATTACHING PARTS   |                      |           |               |   |   |   |                |                |
| -60                  | S1130-1     | NUT   |                      |           |               |   |   | 1 | L              |                |
|                      | S1131-1     | INSERT  |                      |           |               |   |   | 1 | L              |                |
|                      |             | -----*  |                      |           |               |   |   |   |                |                |
|                      |             | DUAL ALTIMETER INSTALLATION   |                      |           |               |   |   |   | NP             | V              |
| -61                  |             | ALTIMETER   | SEE INSTRUMENT PANEL |           |               |   |   | 2 |                |                |
| -62                  | S1139-1     | TEE   |                      |           |               |   |   | 1 |                |                |
| -63                  | S1135-1     | ELBOW   |                      |           |               |   |   | 1 |                |                |
| -64                  | S1071-1     | TUBE-POLYETHYLENE   | * IN LG              | BKI       | REF S1071-1-* |   |   | 1 |                |                |
| -65                  | S1071-1     | TUBE-POLYETHYLENE   | * IN LG              | BKI       | REF S1071-1-* |   |   | 1 |                |                |
| -66                  | S1071-1     | TUBE-POLYETHYLENE   | * IN LG              | BKI       | REF S1071-1-* |   |   | 1 |                |                |
| -67                  | S1130-1     | NUT   |                      |           |               |   |   | 6 |                |                |
|                      | S1131-1     | INSERT  |                      |           |               |   |   | 6 |                |                |
|                      |             | NOTE. *LENGTHS TO BE ADDED LATER  |                      |           |               |   |   |   |                |                |
|                      |             | NOTE. ‡WHEN ORDERING THIS PART ALSO ORDER S1130-1 NUT, INDEX 5A.  |                      |           |               |   |   |   |                |                |
|                      |             | A----172 SERIAL 17249545 THRU 17263458<br>F172 SERIAL F172-0001 THRU F17201234  |                      |           |               |   |   |   |                |                |
|                      |             | B----P172 SERIAL P17257120 THRU P17257188<br>FP172 SERIAL FP172-0001 THRU FP172-0003  |                      |           |               |   |   |   |                |                |
|                      |             | C----172 SERIAL 17249545 THRU 17250572<br>F172 SERIAL F172-0001 THRU F172-0018<br>P172 SERIAL P17257120 THRU P17257188<br>FP172 SERIAL FP172-0001 THRU FP172-0003 |                      |           |               |   |   |   |                |                |
|                      |             | D----172 SERIAL 17250573 THRU 17263458<br>F172 SERIAL F172-0019 THRU F17201234  |                      |           |               |   |   |   |                |                |
|                      |             | E----172 SERIAL 17252488 THRU 17259223<br>F172 SERIAL F172-0160 THRU F17200754  |                      |           |               |   |   |   |                |                |
|                      |             | F----172 SERIAL 17249545 THRU 17254892<br>F172 SERIAL F172-0001 THRU F172-0319<br>P172 SERIAL P17257120 THRU P17257188<br>FP172 SERIAL FP172-0001 THRU FP172-0003 |                      |           |               |   |   |   |                |                |
|                      |             | G----172 SERIAL 17254893 THRU 17263458<br>F172 SERIAL F172-0320 THRU F17201234  |                      |           |               |   |   |   |                |                |
|                      |             | H----172 SERIAL 17252488 THRU 17258486<br>F172 SERIAL F172-0160 THRU F17200654  |                      |           |               |   |   |   |                |                |
|                      |             | J----172 SERIAL 17258487 THRU 17259223<br>F172 SERIAL F17200655 THRU F17200754  |                      |           |               |   |   |   |                |                |
|                      |             | K----172 SERIAL 17250573 THRU 17259223<br>F172 SERIAL F172-0019 THRU F17200754  |                      |           |               |   |   |   |                |                |
|                      |             | L----172 SERIAL 17259224 THRU 17263458<br>F172 SERIAL F17200755 THRU F17201234  |                      |           |               |   |   |   |                |                |
|                      |             | M----172 SERIAL 17259224 THRU 17259604<br>F172 SERIAL F17200755 THRU F17200764  |                      |           |               |   |   |   |                |                |
|                      |             | N----172 SERIAL 17259605 THRU 17260024<br>F172 SERIAL F17200765 THRU F17200904  |                      |           |               |   |   |   |                |                |
|                      |             | O----172 SERIAL 17254893 THRU 17259779<br>F172 SERIAL F172-0320 THRU F17200804  |                      |           |               |   |   |   |                |                |
|                      |             | P----172 SERIAL 17259780 THRU 17263458<br>F172 SERIAL F17200805 THRU F17201234  |                      |           |               |   |   |   |                |                |
|                      |             | Q----172 SERIAL 17260025 THRU 17263458<br>F172 SERIAL F17200905 THRU F17201234  |                      |           |               |   |   |   |                |                |
|                      |             | R----172 SERIAL 17250573 THRU 17254892<br>F172 SERIAL F172-0019 THRU F172-0319  |                      |           |               |   |   |   |                |                |
|                      |             | S----172 SERIAL 17254893 THRU 17260758<br>F172 SERIAL F172-0320 THRU F17200904  |                      |           |               |   |   |   |                |                |
|                      |             | T----172 SERIAL 17260759 THRU 17261898<br>F172 SERIAL F17200905 THRU F17201034  |                      |           |               |   |   |   |                |                |
|                      |             | U----172 SERIAL 17261899 THRU 17263458<br>F172 SERIAL F17201035 THRU F17201234  |                      |           |               |   |   |   |                |                |
|                      |             | V----F172 SERIAL F17201035 THRU F17201234   |                      |           |               |   |   |   |                |                |
|                      |             | W----172 SERIAL 17260759 THRU 17263458<br>F172 SERIAL F17200905 THRU F17201234  |                      |           |               |   |   |   |                |                |

This page intentionally left blank.

Stall Warning



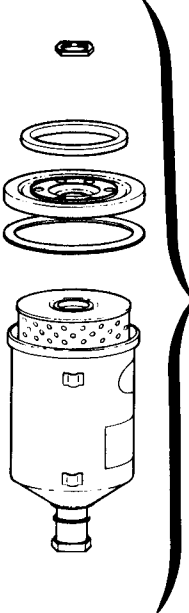
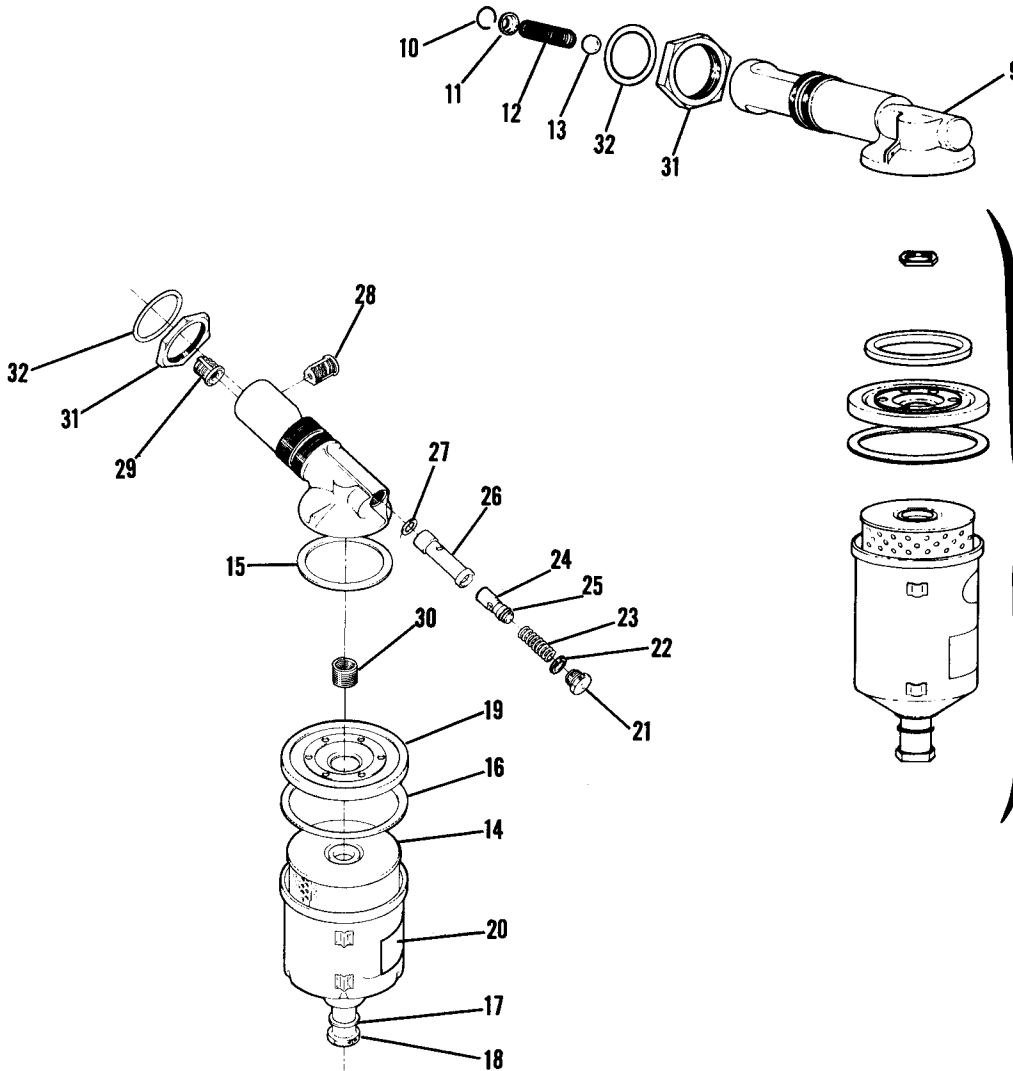
© 2009 UserFriendlyCDS

**172 SERIAL 17254893 THRU 17263458**  
**F172 SERIAL F172-0320 THRU F17201234**

Figure 162. Stall Warning Horn Installation

| FIGURE AND INDEX NO.   | PART NUMBER | DESCRIPTION                                      | UNITS PER ASSY | USABLE ON CODE |
|--|-------------|--|----------------|----------------|
| 162 -  |             | <b>1 2 3 4 5 6 7</b>                             |                |                |
| - 1  | 0413483-1   | STALL WARNING HORN INSTALLATION -----            | NP             | A              |
| - 2  | S1071-4     | HORN ASSEMBLY-STALL WARNING -----                | 1              |                |
|  |             | TUBE 72.0 IN LG BULK ITEM REF S1071-4-72.0 ----- | 1              |                |
|  |             | ATTACHING PARTS -----                            |                |                |
| - 3  | S1494-8     | CLAMP -----                                      | 2              |                |
| - 4  | AN742D8     | CLAMP -----                                      | 4              |                |
| - 5  | S1021Z6-6   | SCREW -----                                      | 4              |                |
| - 6  | NAS395-12-3 | NUT -----  | 4              |                |
| - 7  | 0422292     | BRACKET -----                                    | 1              |                |
|  |             | -----*   |                |                |
| - 8  | 0413485-1   | SCOOP ASSEMBLY -----                             | 1              | D              |
|  | 0413028-10  | SCOOP ASSEMBLY -----                             | 1              | E              |
|  | 0413485-2   | SCREEN INSIDE SCOOP -----                        | 1              |                |
| - 9  | 0413028-4   | SCOOP PLATE-STALL WARNING -----                  | 1              | B              |
|  | 0413028-8   | SCOOP PLATE-STALL WARNING -----                  | 1              | C              |
|  | 0413028-9   | SCOOP PLATE-STALL WARNING -----                  | 1              | E              |
|  |             | ATTACHING PARTS -----                            |                |                |
| -10  | S1021Z8-8   | SCREW -----                                      | 4              |                |
| -11  | NAS395-18-1 | NUT -----  | 4              |                |
|  |             | -----*-----                                      |                |                |
| <p>A---172 SERIAL 17254893 THRU 17263458<br/>           F172 SERIAL F172-0320 THRU F17201234<br/>           B---172 SERIAL 17254893 THRU 17259223<br/>           F172 SERIAL F172-0320 THRU F17200754<br/>           C---172 SERIAL 17259224 THRU 17260758<br/>           F172 SERIAL F17200755 THRU F17200904<br/>           D---172 SERIAL 17254893 THRU 17260758<br/>           F172 SERIAL F172-0320 THRU F17200904<br/>           E---172 SERIAL 17260759 THRU 17263458<br/>           F172 SERIAL F17200905 THRU F17201234</p> |             |  |                |                |

Oil Filter



REPLACEMENT PARTS FOR THIS FILTER ARE NOT AVAILABLE. ORDER SK210-49B

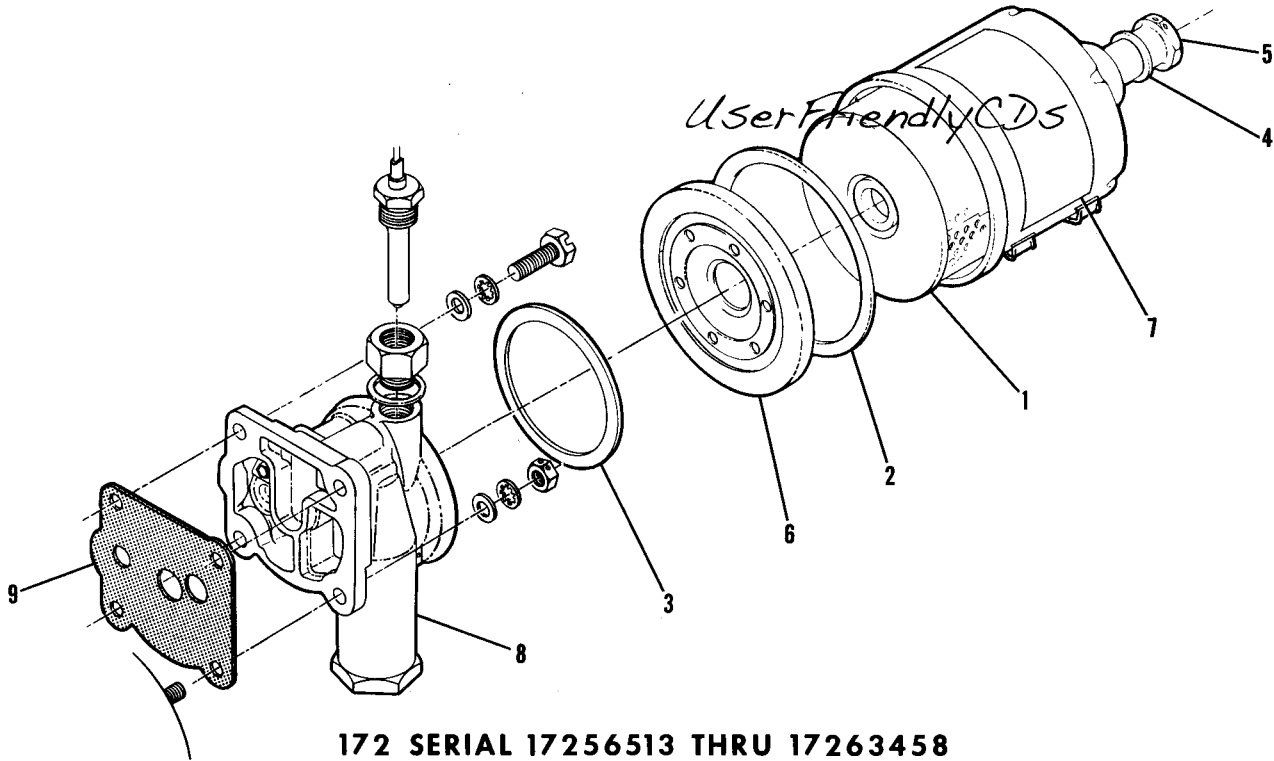
172 SERIAL 17249545 THRU 17256512  
F172 SERIAL F172-0001 THRU F17200804

Figure 163. Oil Filter Installation



| FIGURE AND INDEX NO.  | PART NUMBER    | DESCRIPTION   | UNITS PER ASSY | USABLE ON CODE |
|---|----------------|---|----------------|----------------|
| 163 -   |                | <b>1 2 3 4 5 6 7</b><br>OIL FILTER INSTALLATION ----- |                |                |
| - 1   |                | OIL FILTER ASSEMBLY ORDER SK210-49B -----             | NP             | C              |
| - 2   |                | DELETED-NOT AVAILABLE -----                           | NP             | A              |
| - 3   |                | DELETED-NOT AVAILABLE -----                           |                |                |
| - 4   |                | DELETED-NOT AVAILABLE -----                           |                |                |
| - 5   |                | DELETED-NOT AVAILABLE -----                           |                |                |
| - 6   |                | DELETED-NOT AVAILABLE -----                           |                |                |
| - 7   |                | DELETED-NOT AVAILABLE -----                           |                |                |
| - 8   |                | DELETED-NOT AVAILABLE -----                           |                |                |
| - 9   |                | ADAPTER ASSEMBLY-OIL FILTER ORDER AK172-112 -----     | NP             | A              |
| -10   | 1250407-1      | SNAP RING -----                                       | 1              |                |
| -11   | 1250408-1      | CAP-RETAINER -----                                    | 1              |                |
| -12   | 0556004-7      | SPRING -----  | 1              |                |
| -13   | S272-17        | BALL -----  | 1              |                |
|   | C294505-010I   | OIL FILTER ASSEMBLY -----                             | 1              | B              |
| -14   | C294505-0102 * | FILTER ELEMENT KIT -----                              | 1              |                |
| -15   | 6436635        | GASKET AC -----                                       | 1              |                |
| -16   | 6436637        | GASKET AC -----                                       | 1              |                |
| -17   | 5579654        | METAL GASKET AC -----                                 | 1              |                |
| -18   | 6436916 *      | STUD-CENTER AC -----                                  | 1              |                |
| -19   | 6436989 *      | LID-OIL FILTER AC -----                               | 1              |                |
| -20   | 1250410-3 *    | PLACARD-OIL FILTER -----                              | 1              |                |
|   | 0556010-1      | ADAPTER ASSEMBLY-OIL FILTER LANDPLANE -----           | 1              | B              |
|   | 0450404-200    | ADAPTER ASSEMBLY-OIL FILTER FLOATPLANE ONLY -----     | 1              | B              |
| -21   | 0756018-2      | PLUG -----  | 1              |                |
| -22   | AN6227811      | O RING -----  | 1              |                |
| -23   | 0756021-1      | SPRING -----  | 1              |                |
| -24   | 0756020-1      | PISTON -----  | 1              |                |
| -25   | AN622786       | O RING -----  | 1              |                |
| -26   | 0756019-1      | SLEEVE -----  | 1              |                |
| -27   | MS20002C6      | WASHER -----  | 1              |                |
| -28   | 0756022-1      | VALVE-BY PASS -----                                   | 1              |                |
| -29   | 0756022-2      | VALVE-OUTLET -----                                    | 1              |                |
| -30   | MS124663       | INSERT -----  | 1              |                |
| -31   | 1250405-1      | NUT-PACKING -----                                     | 1              |                |
| -32   | AN123883       | PACKING-ADAPTER -----                                 | 1              |                |
|   | SE709          | WRENCH ADAPTER-OIL FILTER -----                       | 1              |                |
| <p>NOTE. *THESE ARE ALSO REPLACEMENT PARTS FOR SK210-49B</p> <p>A---172 SERIAL 17249545 THRU 17253392<br/>           F172 SERIAL F172-0001 THRU F172-0179</p> <p>B---172 SERIAL 17253393 THRU 17256512<br/>           F172 SERIAL F172-0180 THRU F17200804</p> <p>C---172 SERIAL 17249545 THRU 17256512<br/>           F172 SERIAL F172-0001 THRU F17200804</p> |                |   |                |                |

Oil Filter (Cont)



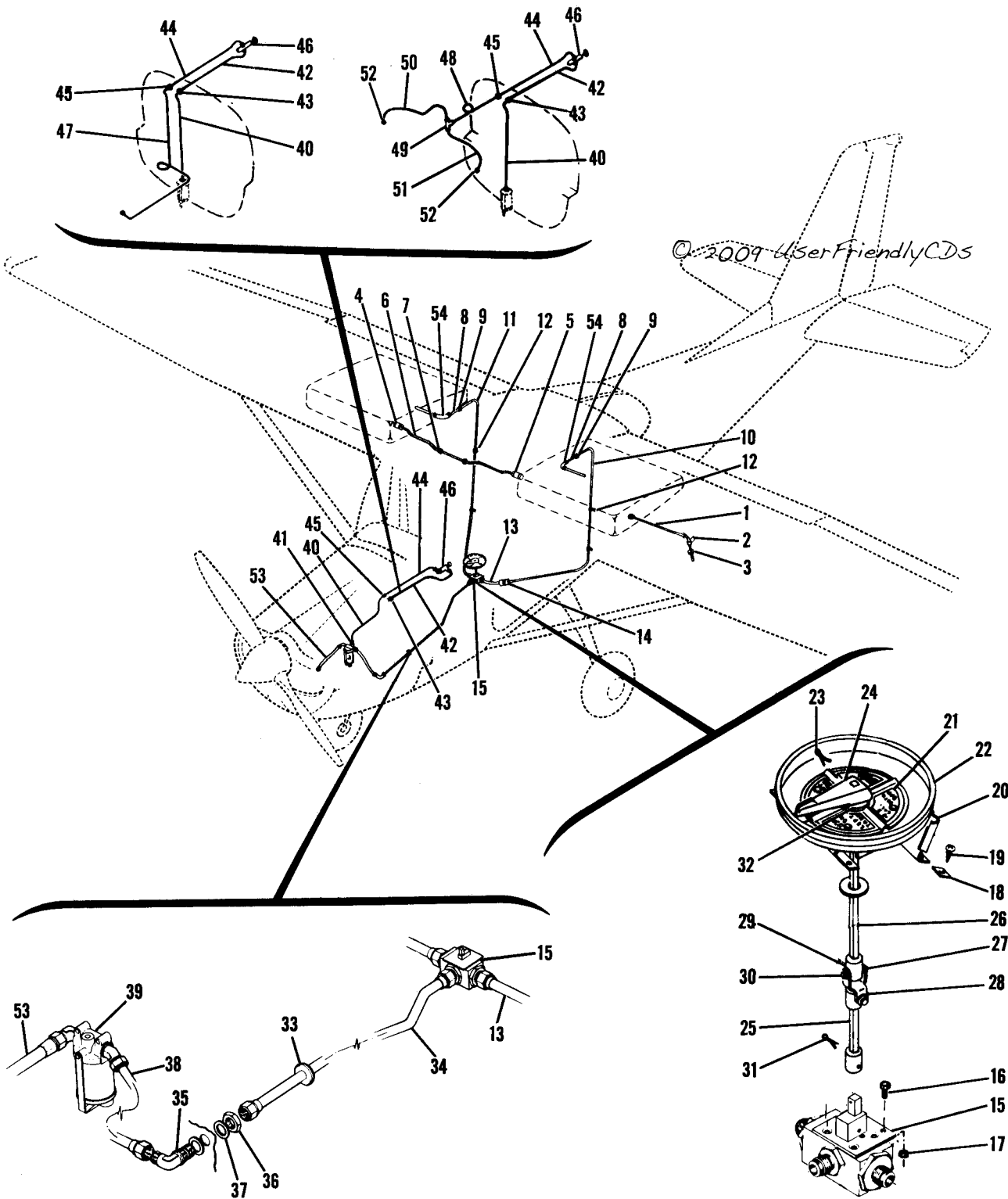
172 SERIAL 17256513 THRU 17263458  
 F172 SERIAL F17200805 THRU F17201234

Figure 164. Oil Filter Installation

| FIGURE AND INDEX NO. | PART NUMBER  | DESCRIPTION   | UNITS PER ASSY | USABLE ON CODE |
|----------------------|--------------|---|----------------|----------------|
| 164 -                |              | <b>1 2 3 4 5 6 7</b>  |                |                |
|                      |              | OIL FILTER INSTALLATION -----   | NP             | A              |
|                      |              | OIL FILTER ASSEMBLY -----   | 1              |                |
|                      |              | FILTER ELEMENT KIT -----  | 1              |                |
| - 1                  | C294505-0101 | GASKET AC -----   | 1              |                |
| - 2                  | 6436637      | GASKET AC -----   | 1              |                |
| - 3                  | 6436635      | METAL GASKET AC -----   | 1              |                |
| - 4                  | 5579654      | STUD-CENTER AC -----  | 1              |                |
| - 5                  | 6436916      | LID-OIL FILTER AC -----   | 1              |                |
| - 6                  | 6436989      | PLACARD-OIL FILTER -----  | 1              |                |
| - 7                  | 1250410-3    | ADAPTER ASSEMBLY-OIL FILTER LY -----  | 1              |                |
| - 8                  | 75528        | GASKET-ADAPTER LY -----   | 1              |                |
| - 9                  | 74904        |   |                |                |
|                      |              | A---172 SERIAL 17256513 THRU 17263458<br>F172 SERIAL F17200805 THRU F17201234 |                |                |

This page intentionally left blank.

Fuel System



172 SERIAL 17249545 THRU 17251822  
P172 SERIAL P17257120 THRU P17257188

Figure 165. Fuel System Installation



| FIGURE AND INDEX NO. | PART NUMBER | DESCRIPTION   | UNITS PER ASSY | USABLE ON CODE |   |   |
|----------------------|-------------|---|----------------|----------------|---|---|
|                      |             |   |                |                | 1 | 2 |
| 165 -                |             | FUEL SYSTEM INSTALLATION -----                      | NP             | C              |   |   |
| - 1                  | 0523559-8   | LINE ASSEMBLY-VENT -----                            | 1              | A              |   |   |
|                      | 0523559-6   | LINE ASSEMBLY-VENT -----                            | 1              | B              |   |   |
|                      |             | ATTACHING PARTS -----                               |                |                |   |   |
| - 2                  | 0512006-1   | ANGLE -----   | 1              |                |   |   |
|                      | S1486DG6L   | CLAMP -----   | 1              |                |   |   |
|                      | S102128-8   | SCREW -----   | 1              |                |   |   |
|                      |             | -----*  |                |                |   |   |
| - 3                  | MS35489-11  | GROMMET -----                                       | 1              |                |   |   |
| - 4                  | S1495-6-    | HOSE 3.0 IN LG BULK ITEM REF S1495-6-3.00 -----     | 2              |                |   |   |
|                      |             | ATTACHING PARTS -----                               |                |                |   |   |
| - 5                  | S1891-10    | CLAMP BC -----                                      | 2              |                |   |   |
|                      |             | -----*  |                |                |   |   |
| - 6                  | 0500106-118 | LINE ASSEMBLY-VENT -----                            | 1              |                |   |   |
|                      |             | ATTACHING PARTS -----                               |                |                |   |   |
| - 7                  | S1591-2     | HARNES BAND UC -----                                | 2              |                |   |   |
|                      |             | -----*  |                |                |   |   |
| - 8                  | 0500106-83  | LINE ASSEMBLY-FUEL TANK TO UNION -----              | 2              |                |   |   |
| - 9                  | AN815-6D    | UNION -----   | 2              |                |   |   |
| -10                  | 0500106-179 | LINE ASSEMBLY-UNION TO UNION LH -----               | 1              |                |   |   |
| -11                  | 0500106-178 | LINE ASSEMBLY-UNION TO UNION RH -----               | 1              |                |   |   |
|                      |             | ATTACHING PARTS -----                               |                |                |   |   |
| -12                  | S1485D6     | CLAMP TIN -----                                     | 2              |                |   |   |
|                      | S102128-8   | SCREW -----   | 2              |                |   |   |
|                      |             | -----*  |                |                |   |   |
| -13                  | 0500106-189 | LINE ASSEMBLY-UNION TO SELECTOR VALVE LH -----      | 1              |                |   |   |
|                      | 0500106-177 | LINE ASSEMBLY-UNION TO SELECTOR VALVE RH -----      | 1              |                |   |   |
| -14                  | AN815-6D    | UNION -----   | 1              |                |   |   |
| -15                  | SEE FIG 171 | VALVE ASSEMBLY-FUEL SELECTOR -----                  | 1              |                |   |   |
|                      |             | ATTACHING PARTS -----                               |                |                |   |   |
| -16                  | AN3-4A      | BOLT -----  | 2              |                |   |   |
| -17                  | MS21044N3   | NUT -----   | 2              |                |   |   |
|                      |             | -----*  |                |                |   |   |
|                      | 0511191-4   | BRACKET ASSEMBLY-FUEL SELECTOR VALVE -----          | 1              | A              |   |   |
|                      | 0511191-5   | BRACKET ASSEMBLY-FUEL SELECTOR VALVE -----          | 1              | B              |   |   |
|                      |             | ATTACHING PARTS -----                               |                |                |   |   |
| -18                  | NAS395-18-3 | NUT -----   | 2              |                |   |   |
| -19                  | S102128-6   | SCREW -----   | 2              |                |   |   |
|                      |             | -----*  |                |                |   |   |
| -20                  | 0511190     | BRACKET -----                                       | 1              |                |   |   |
| -21                  | 0511167-13  | PLATE ASSEMBLY -----                                | 1              | A              |   |   |
|                      | 0511167-15  | PLATE ASSEMBLY -----                                | 1              | B              |   |   |
|                      |             | ATTACHING PARTS -----                               |                |                |   |   |
|                      | S102124-6   | SCREW -----   | 4              |                |   |   |
|                      |             | -----*  |                |                |   |   |
|                      | 0511167-12  | PLACARD-FUEL SELECTION -----                        | 1              | A              |   |   |
|                      | 0511167-14  | PLACARD-FUEL SELECTION -----                        | 1              | B              |   |   |
| -22                  | 0511198     | CUP -----   | 1              |                |   |   |
|                      | 0511157-19  | HANDLE ASSEMBLY-FUEL SELECTOR VALVE -----           | 1              |                |   |   |
|                      |             | ATTACHING PARTS -----                               |                |                |   |   |
| -23                  | MS24665-134 | PIN-COTTER -----                                    | 1              |                |   |   |
|                      |             | -----*  |                |                |   |   |
| -24                  | 0716612-202 | HANDLE-FUEL SELECTOR VALVE -----                    | 1              |                |   |   |
|                      | 0511157-200 | SHAFT ASSEMBLY-FUEL SELECTOR VALVE -----            | 1              |                |   |   |
| -25                  | 0511157-11  | SHAFT -----   | 1              |                |   |   |
| -26                  | 0511157-18  | SHAFT -----   | 1              |                |   |   |
| -27                  | 0511194-4   | PIVOT -----   | 2              |                |   |   |
| -28                  | 0511127     | SPACER -----  | 1              |                |   |   |
| -29                  | AN960-6     | WASHER -----  | 4              |                |   |   |
| -30                  | 0425134     | PIN -----   | 2              |                |   |   |
| -31                  | MS24665-136 | COTTER PIN -----                                    | 1              |                |   |   |
| -32                  | 0511195     | GUIDE-FUEL SELECTOR VALVE SHAFT -----               | 1              |                |   |   |
| -33                  | MS35489-15  | GROMMET -----                                       | 1              |                |   |   |
| -34                  | 0500106-344 | LINE ASSEMBLY-FUEL SELECTOR VALVE TO FIREWALL ----- | 1              |                |   |   |

CONTINUED ON NEXT PAGE

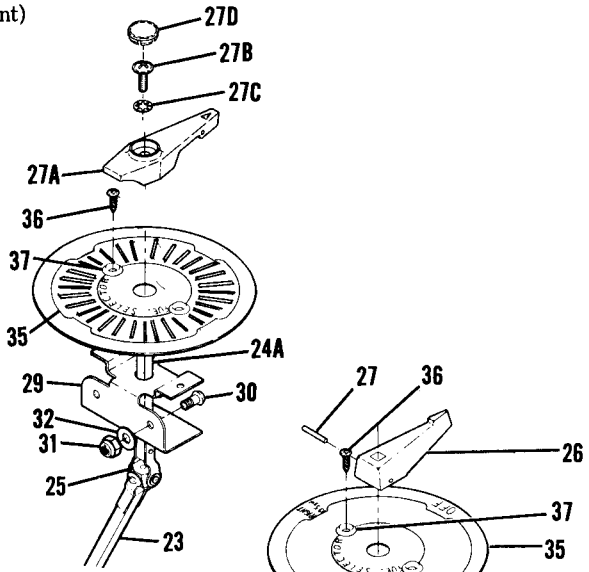
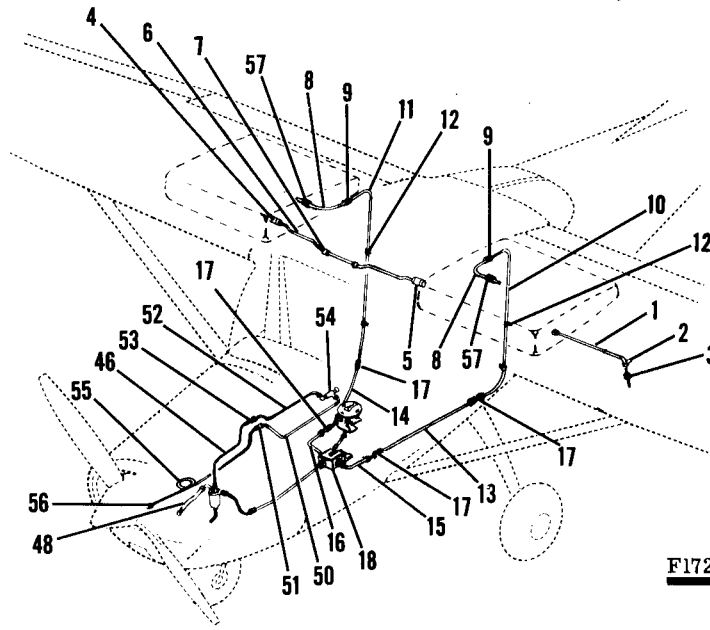
| FIGURE AND INDEX NO.  | PART NUMBER  | DESCRIPTION   | UNITS PER ASSY | USABLE ON CODE |
|---|--------------|---|----------------|----------------|
|   |              |   |                |                |
| 165 -35   | AN837-8D     | ELBOW -----<br>ATTACHING PARTS -----                                | 1              |                |
| -36   | AN924-8D     | NUT -----   | 1              |                |
| -37   | AN960D1216   | WASHER -----<br>-----*  | 2              |                |
| -38   | 0500106-345  | LINE ASSEMBLY-ELBOW TO STRAINER -----<br>ATTACHING PARTS -----      | 1              |                |
|   | MS20823-8D   | ELBOW -----<br>-----*   | 1              |                |
| -39   | SEE FIG 169  | FUEL STRAINER & DRAIN CONTROL INSTL -----                           | NP             |                |
| -40   | 0500118-98   | LINE ASSEMBLY-STRAINER TO FIREWALL -----<br>ATTACHING PARTS -----   | 1              |                |
|   | AN74202      | CLAMP TIN -----   | 1              |                |
|   | NAS446-4-3   | NUT -----   | 1              |                |
|   | S1021Z8-6    | SCREW -----   | 1              |                |
| -41   | AN816-2D     | NIPPLE -----<br>-----*  | 1              |                |
| -42   | 0500106-242  | LINE ASSEMBLY-FIREWALL TO PRIMER LH -----<br>ATTACHING PARTS -----  | 1              |                |
| -43   | AN832-2D     | UNION -----   | 1              |                |
|   | AN924-2D     | NUT -----   | 1              |                |
|   | AN960-516    | WASHER -----<br>-----*  | 1              |                |
| -44   | 0500106-243  | LINE ASSEMBLY-FIREWALL TO PRIMER RH -----<br>ATTACHING PARTS -----  | 1              |                |
| -45   | AN832-2D     | UNION -----   | 1              |                |
|   | AN924-2D     | NUT -----   | 1              |                |
|   | AN960-516    | WASHER -----<br>-----*  | 1              |                |
| -46   | 0311538-12   | PRIMER ASSEMBLY-ENGINE -----  | 1              |                |
|   | S1240-5      | KNOB-PRIMER -----   | 1              |                |
| -47   | 0500118-105  | LINE ASSEMBLY-FIREWALL TO MANIFOLD -----                            | 1              | A              |
| -48   | 0500106-308  | LINE ASSEMBLY-FIREWALL TO BAFFLE -----                              | 1              | B              |
| -49   | AN384-2D     | TEE -----   | 1              | B              |
|   | AN924-2D     | NUT -----   | 1              | B              |
|   | AN9600516    | WASHER -----  | 1              | B              |
| -50   | 0500106-309  | LINE ASSEMBLY-TEE TO CYLINDER -----                                 | 1              | B              |
| -51   | 0500106-310  | LINE ASSEMBLY-TEE TO CYLINDER -----                                 | 1              | B              |
| -52   | AN4022-1     | NIPPLE-PRIMING JET -----  | 2              | B              |
| -53   | S1167-8-0240 | HOSE ASSEMBLY-STRAINER TO CARBURETOR -----                          | 1              | A              |
|   | S1167-8-0220 | HOSE ASSEMBLY-STRAINER TO CARBURETOR -----<br>ATTACHING PARTS ----- | 1              | B              |
|   | MS2082Z-8D   | ELBOW -----<br>-----*   | 2              |                |
| -54   | 0422130      | STRAINER ASSEMBLY-FUEL TANK -----                                   | 2              |                |
| <p>A---172 SERIAL 17249545 THRU 17251822<br/>                     F172 SERIAL F172-0001 THRU F172-0085<br/>                     B---P172 SERIAL P17257120 THRU P17257188<br/>                     FP172 SERIAL FP172-0001 THRU FP172-0003<br/>                     C---172 SERIAL 17249545 THRU 17251822<br/>                     F172 SERIAL F172-0001 THRU F172-0085<br/>                     P172 SERIAL P17257120 THRU P17257188<br/>                     FP172 SERIAL FP172-0001 THRU FP172-0003</p> |              |   |                |                |



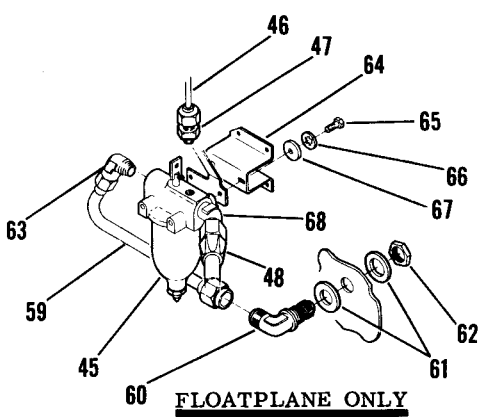
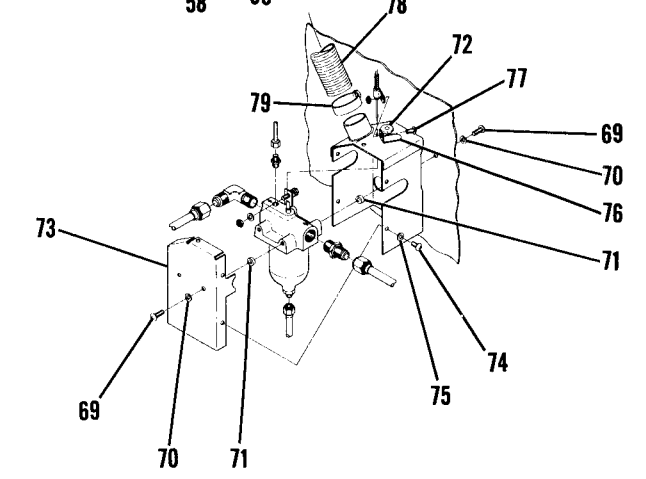
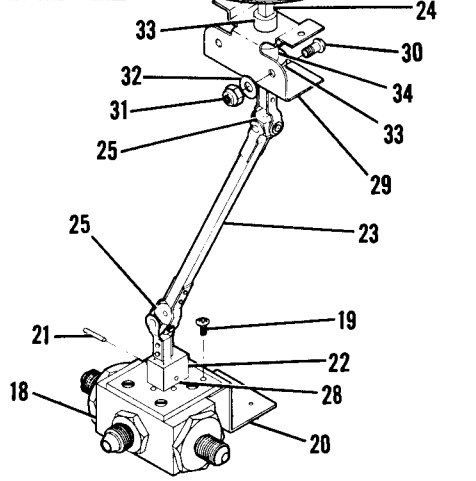
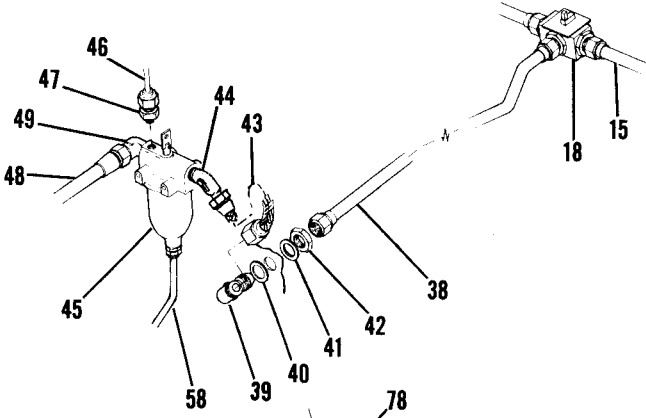
| FIGURE AND INDEX NO. | PART NUMBER | DESCRIPTION                                       | UNITS PER ASSY | USABLE ON CODE |
|----------------------|-------------|---|----------------|----------------|
|                      |             |   |                |                |
| 166 -                |             | FUEL SYSTEM INSTALLATION -----                    | NP             | A              |
| - 1                  | 0523559-8   | LINE ASSEMBLY-VENT -----                          | 1              |                |
|                      |             | ATTACHING PARTS -----                             |                |                |
| - 2                  | 0512006-1   | ANGLE -----                                       | 1              |                |
|                      | S14860G6L   | CLAMP -----                                       | 1              |                |
|                      | S102128-8   | SCREW -----                                       | 1              |                |
|                      |             | -----*  |                |                |
| - 3                  | MS35489-11  | GROMMET -----                                     | 1              |                |
| - 4                  | S1495-6     | HOSE 3.00 IN LG BULK ITEM REF S-1431-6-3.00 ----- | 2              |                |
|                      |             | ATTACHING PARTS -----                             |                |                |
| - 5                  | S1891-10    | CLAMP BC -----                                    | 4              |                |
|                      |             | -----*  |                |                |
| - 6                  | 0500118-1   | LINE ASSEMBLY-VENT -----                          | 1              |                |
|                      |             | ATTACHING PARTS -----                             |                |                |
| - 7                  | S1591-2     | HARNES BAND UC -----                              | 2              |                |
|                      |             | -----*  |                |                |
| - 8                  | 0500106-83  | LINE ASSEMBLY-FUEL TANK TO UNION -----            | 2              |                |
| - 9                  | AN815-6D    | UNION -----                                       | 2              |                |
| -10                  | 0500106-178 | LINE ASSEMBLY-UNION TO UNION LH -----             | 1              | D              |
|                      | 0500118-42  | LINE ASSEMBLY-UNION TO UNION LH -----             | 1              | E              |
| -11                  | 0500106-179 | LINE ASSEMBLY-UNION TO UNION RH -----             | 1              | E              |
|                      | 0500118-43  | LINE ASSEMBLY-UNION TO UNION RH -----             | 1              | E              |
|                      |             | ATTACHING PARTS -----                             |                |                |
| -12                  | MS21919DG6  | CLAMP TIN -----                                   | 2              |                |
|                      | S102128-8   | SCREW -----                                       | 2              |                |
|                      |             | -----*  |                |                |
| -13                  | 0500118-29  | LINE ASSEMBLY-UNION TO UNION LH -----             | 1              |                |
| -14                  | 0500118-30  | LINE ASSEMBLY-UNION TO UNION RH -----             | 1              |                |
| -15                  | 0500118-33  | LINE ASSEMBLY-UNION TO VALVE LH -----             | 1              |                |
| -16                  | 0500118-34  | LINE ASSEMBLY-UNION TO VALVE RH -----             | 1              |                |
| -17                  | AN815-6D    | UNION -----                                       | 4              |                |
| -18                  | 0513120-8   | VALVE ASSEMBLY-FUEL SELECTOR SEE FIGURE 171 ----- | 1              |                |
|                      |             | ATTACHING PARTS -----                             |                |                |
| -19                  | AN515-8R8   | SCREW -----                                       | 2              |                |
|                      |             | -----*  |                |                |
| -20                  | 0511253-1   | BRACKET ASSEMBLY-FUEL SELECTOR VALVE -----        | 1              |                |
|                      | NAS697A08   | NUTPLATE -----                                    | 2              |                |
|                      | 0513382-11  | DRIVE ASSEMBLY-FUEL SELECTOR -----                | 1              | G              |
|                      | 0513382-16  | DRIVE ASSEMBLY-FUEL SELECTOR -----                | 1              | H              |
|                      |             | ATTACHING PARTS -----                             |                |                |
| -21                  | NAS561P3-8  | PIN-SPRING -----                                  | 1              |                |
|                      |             | -----*  |                |                |
| -22                  | 0513124-3   | HOUSING-POSITIONING BALL & SPRING -----           | 1              |                |
| -23                  | 0513382-13  | SHAFT-FUEL SELECTOR -----                         | 1              |                |
| -24                  | 0513382-12  | SHAFT-FUEL SELECTOR -----                         | 1              | G              |
| -24A                 | 0516008-1   | SHAFT-FUEL SELECTOR -----                         | 1              | H              |
| -25                  | 0513382-15  | KNUCKLE -----                                     | 2              |                |
| -26                  | 0716612-3   | HANDLE-FUEL SELECTOR -----                        | 1              | G              |
|                      |             | ATTACHING PARTS -----                             |                |                |
| -27                  | NAS561C2-10 | PIN-SPRING -----                                  | 1              | G              |
|                      |             | -----*  |                |                |
| -27A                 | 0716623-2   | HANDLE-FUEL SELECTOR -----                        | 1              | H              |
|                      |             | ATTACHING PARTS -----                             |                |                |
| -27B                 | AN525-832P6 | SCREW -----                                       | 1              | H              |
| -27C                 | AN936A8     | WASHER -----                                      | 1              | H              |
|                      |             | -----*  |                |                |
| -27D                 | 0716624-1   | CAP -----   | 1              | H              |
| -28                  | S272-207    | BALL -----  | 1              |                |
|                      | 0513120-1   | SPRING -----                                      | 1              |                |
| -29                  | 0500242-1   | BRACKET-FUEL SELECTOR GUIDE -----                 | 1              |                |
|                      |             | ATTACHING PARTS -----                             |                |                |
| -30                  | AN520-10R7  | SCREW -----                                       | 2              |                |
| -31                  | MS21044V3   | NUT -----   | 2              |                |
| -32                  | AN960-10    | WASHER -----                                      | 2              |                |
|                      |             | -----*  |                |                |

CONTINUED ON NEXT PAGE

Fuel System (Cont)



F172-0560 THRU F17201234



**172 SERIAL 17251823 THRU 17256512**  
**F172 SERIAL F172-0086 THRU F17200753**

Figure 166. Fuel System Installation



| FIGURE AND INDEX NO. | PART NUMBER   | DESCRIPTION  | UNITS PER ASSY | USABLE ON CODE |
|----------------------|---------------|--|----------------|----------------|
|                      |               |  |                |                |
| 166 -33              | 0511195       | GUIDE -----  | 2              | G              |
| -34                  | NAS43DD6-35   | SPACER -----   | 1              | G              |
| -35                  | 0500246-11    | PLACARD ASSEMBLY-FUEL SELECTOR VALVE -----                   | 1              | G              |
| -35A                 | 0716615-7     | PLACARD ASSEMBLY-FUEL SELECTOR VALVE -----                   | 1              | H              |
|                      |               | ATTACHING PARTS  |                |                |
| -36                  | S1023A6-6C    | SCREW -----  | 2              |                |
| -37                  | S1067C1       | WASHER -----   | 2              |                |
|                      |               | *-----   |                |                |
| -38                  | 0500118-31    | LINE ASSEMBLY-FUEL SELECTOR VALVE TO FIREWALL -----          | 1              |                |
| -39                  | AN837-8D      | ELBOW -----  | 1              |                |
|                      |               | ATTACHING PARTS  |                |                |
| -40                  | AN960D1216L   | WASHER -----   | 1              |                |
| -41                  | AN960D1216L   | WASHER -----   | 1              |                |
| -42                  | AN924-8D      | NUT -----  | 1              |                |
|                      |               | *-----   |                |                |
| -43                  | S1236-8-0134  | LINE ASSEMBLY-ELBOW TO FUEL STRAINER -----                   | 1              |                |
|                      |               | ATTACHING PARTS  |                |                |
| -44                  | MS20823-8D    | ELBOW -----  | 1              |                |
|                      |               | *-----   |                |                |
| -45                  | SEE FIG 169   | FUEL STRAINER & DRAIN CONTROL INSTALLATION -----             | NP             |                |
| -46                  | 0500118-10    | LINE ASSEMBLY-PRIMER -----                                   | 1              | B              |
|                      | 0500118-39    | LINE ASSEMBLY-PRIMER WEU 0500118-98 -----                    | 1              | C              |
|                      | 0500118-98    | LINE ASSEMBLY-PRIMER -----                                   | 1              |                |
|                      |               | ATTACHING PARTS  |                |                |
|                      | AN742D2       | CLAMP -----  | 1              |                |
|                      | S1021Z8-6     | SCREW -----  | 1              |                |
|                      | NAS446-4-3    | NUT -----  | 1              |                |
| -47                  | AN816-2D      | NIPPLE -----   | 1              |                |
|                      |               | *-----   |                |                |
| -48                  | S1167-8-0240  | HOSE ASSEMBLY-STRAINER TO CARBURETOR -----                   | 1              |                |
|                      |               | ATTACHING PARTS  |                |                |
| -49                  | MS20822-8D    | ELBOW -----  | 1              |                |
|                      |               | *-----   |                |                |
| -50                  | 0500106-365   | LINE ASSEMBLY-FIREWALL TO PRIMER LH WEU 0500118-109 -----    | 1              |                |
|                      | 0500118-109   | LINE ASSEMBLY-FIREWALL TO PRIMER LH -----                    | 1              |                |
|                      |               | ATTACHING PARTS  |                |                |
| -51                  | AN832-2D      | UNION -----  | 1              |                |
|                      | AN924-2D      | NUT -----  | 1              |                |
|                      | AN960-516     | WASHER -----   | 2              |                |
|                      |               | *-----   |                |                |
| -52                  | 0500106-366   | LINE ASSEMBLY-FIREWALL TO PRIMER RH WEU 0500118-110 -----    | 1              |                |
|                      | 0500118-110   | LINE ASSEMBLY-FIREWALL TO PRIMER RH -----                    | 1              |                |
|                      |               | ATTACHING PARTS  |                |                |
| -53                  | AN832-2D      | UNION -----  | 1              |                |
|                      | AN924-2D      | NUT -----  | 1              |                |
|                      | AN960-516     | WASHER -----   | 2              |                |
|                      |               | *-----   |                |                |
| -54                  | 0311538-12    | PRIMER ASSEMBLY-ENGINE WHEN EXHAUSTED USE C291502-0101 ----- | 1              | G              |
|                      | S1240-5       | KNOB-PRIMER -----  | 1              | G              |
|                      | C291502-0101  | PRIMER ASSEMBLY-ENGINE -----                                 | 1              | J              |
|                      | S1752-1       | KNOB -----   | 1              | H              |
|                      | C291502-0103  | PRIMER ASSEMBLY-ENGINE -----                                 | 1              | K              |
|                      | S1974-1       | KNOB-PRIMER -----  | 1              | K              |
| -55                  | 0500106-304   | LINE ASSEMBLY-FIREWALL TO MANIFOLD WEU 0500118-105 -----     | 1              |                |
|                      | 0500118-105   | LINE ASSEMBLY-FIREWALL TO MANIFOLD -----                     | 1              |                |
| -56                  | AN4022-1      | NIPPLE-PRIMING JET -----                                     | 1              |                |
| -57                  | 0422130       | STRAINER ASSEMBLY-FUEL TANK -----                            | 2              |                |
| -58                  | 0500118-93    | LINE ASSEMBLY DRAIN -----                                    | 1              |                |
| -59                  | 0500118-78    | LINE ASSEMBLY-FIREWALL TO STRAINER FLOATPLANE ONLY -----     | 1              |                |
| -60                  | AN833-8D      | ELBOW FLOATPLANE ONLY -----                                  | 1              |                |
|                      |               | ATTACHING PARTS  |                |                |
| -61                  | AN960D1216L   | WASHER -----   | 2              |                |
| -62                  | AN924-8D      | NUT -----  | 1              |                |
|                      |               | *-----   |                |                |
| -63                  | MS20823-8D    | ELBOW FLOATPLANE ONLY -----                                  | 1              |                |
| -64                  | 0513129       | BRACKET-FUEL STRAINER FLOATPLANE ONLY -----                  | 1              |                |
| -65                  | MS20074-03-04 | BOLT FLOATPLANE ONLY -----                                   | 2              |                |
| -66                  | AN936A10      | WASHER FLOATPLANE ONLY -----                                 | 2              |                |
| -67                  | AN970-3       | WASHER FLOATPLANE ONLY -----                                 | 2              |                |
| -68                  | MS20823-8D    | ELBOW FLOATPLANE ONLY -----                                  | 1              |                |

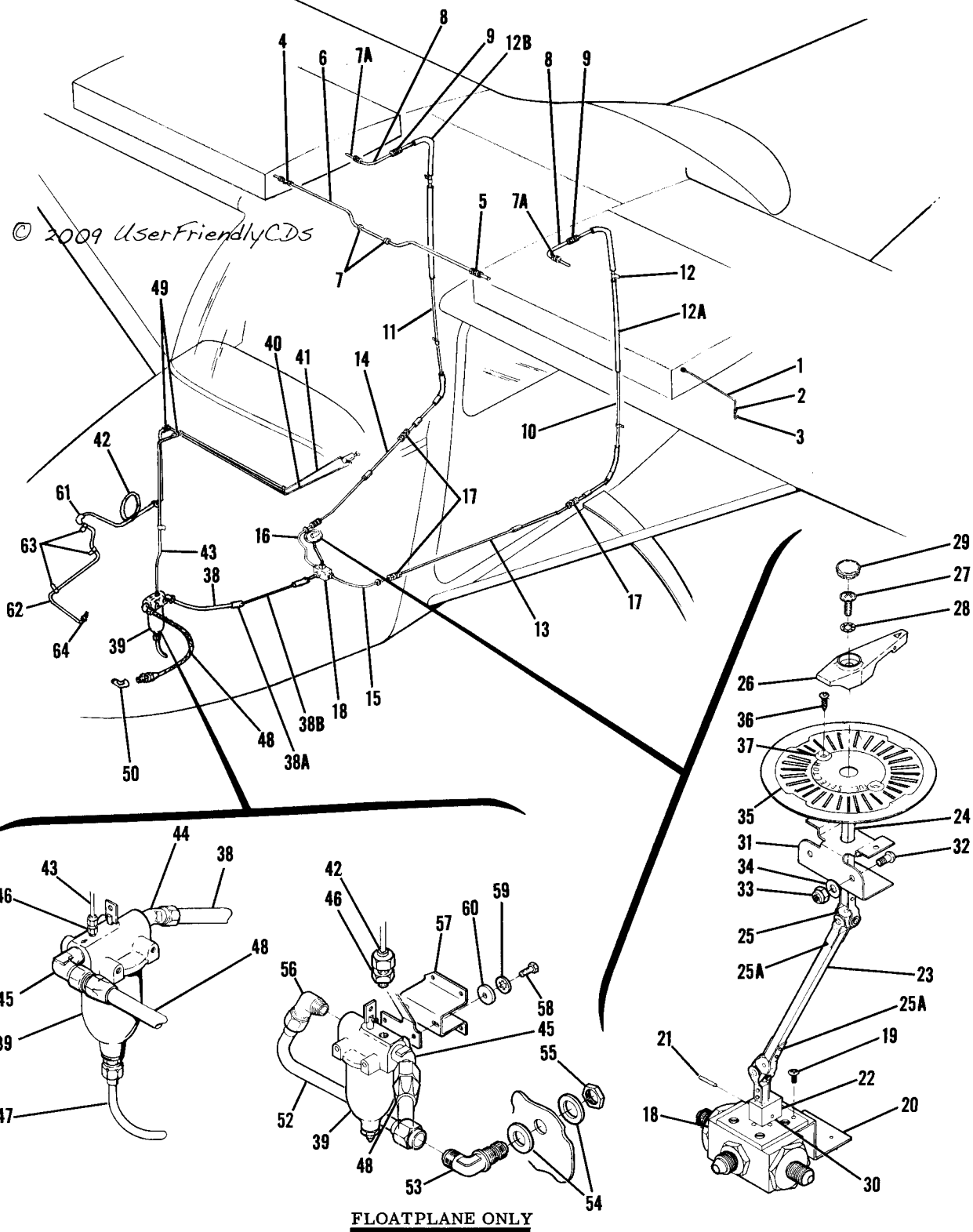
CONTINUED ON NEXT PAGE

| FIGURE AND INDEX NO. | PART NUMBER | DESCRIPTION   | UNITS PER ASSY | USABLE ON CODE |
|----------------------|-------------|---|----------------|----------------|
|                      |             |   |                |                |
| 166 -                |             | SHROUD INSTALLATION-FUEL STRAINER -----<br>ATTACHING PARTS -----              | NP             | F              |
| -69                  | AN520-10R10 | SCREW -----   | 4              |                |
| -70                  | AN960-PD10L | WASHER -----  | 4              |                |
| -71                  | NAS43DD3-12 | SPACER -----<br>-----*  | 4              |                |
|                      | 0509002-1   | SUPPORT ASSEMBLY -----  | 1              |                |
| -72                  | MS35489-134 | GROMMET -----   | 1              |                |
| -73                  | 0509002-2   | COVER ASSEMBLY -----<br>ATTACHING PARTS -----                                 | 1              |                |
| -74                  | AN520-8R6   | SCREW -----   | 5              |                |
| -75                  | AN960-PD6L  | WASHER -----<br>-----*  | 5              |                |
|                      | NAS696A08   | NUTPLATE -----  | 2              |                |
|                      | NAS697A08   | NUTPLATE -----  | 3              |                |
| -76                  | AN742D3     | BRACKET -----<br>ATTACHING PARTS -----  | 1              |                |
| -77                  | AN520-10R8  | SCREW -----   | 1              |                |
|                      | MS21044N3   | NUT -----<br>-----*   | 1              |                |
| -78                  | S1053E12T   | DUCT-FLEX 25.00 IN LG BULK ITEM REF S1053E12T25.00<br>ATTACHING PARTS -----   | 1              |                |
| -79                  | NAS397-28   | CLAMP -----<br>-----*   | 2              |                |
|                      |             | A---172 SERIAL 17251823 THRU 17256512<br>F172 SERIAL F172-0086 THRU F17200753 |                |                |
|                      |             | B---172 SERIAL 17251823 THRU 17252667<br>F172 SERIAL F172-0086 THRU F172-0179 |                |                |
|                      |             | C---172 SERIAL 17252668 THRU 17256512<br>F172 SERIAL F172-0180 THRU F17200753 |                |                |
|                      |             | D---172 SERIAL 17251823 THRU 17253392<br>F172 SERIAL F172-0086 THRU F172-0179 |                |                |
|                      |             | E---172 SERIAL 17253393 THRU 17256512<br>F172 SERIAL F172-0180 THRU F17200753 |                |                |
|                      |             | F---172 SERIAL 17252534 THRU 17256512   |                |                |
|                      |             | G---172 SERIAL 17251823 THRU 17256512<br>F172 SERIAL F172-0086 THRU F172-0559 |                |                |
|                      |             | H---F172 SERIAL F172-0560 THRU F17200753                                      |                |                |
|                      |             | J---F172 SERIAL F172-0560 THRU F172-0654                                      |                |                |
|                      |             | K---F172 SERIAL F17200655 THRU F17200753                                      |                |                |

This page intentionally left blank.

Fuel System (Cont)

© 2009 UserFriendlyCDS



172 SERIAL 17256513 THRU 17258855

Figure 167. Fuel System Installation

| FIGURE AND INDEX NO. | PART NUMBER | DESCRIPTION  | UNITS PER ASSY | USABLE ON CODE |
|----------------------|-------------|--|----------------|----------------|
|                      |             | <b>1 2 3 4 5 6 7</b>                                       |                |                |
| 167 -                |             | FUEL SYSTEM INSTALLATION -----                             | NP             | A              |
| - 1                  | 0523559-8   | LINE ASSEMBLY-VENT -----                                   | 1              |                |
|                      |             | ATTACHING PARTS -----                                      |                |                |
| - 2                  | 0512006-1   | ANGLE -----  | 1              |                |
|                      | S1486DG6L   | CLAMP -----  | 1              |                |
|                      | S1021Z8-8   | SCREW -----  | 1              |                |
|                      |             | -----*   |                |                |
| - 3                  | MS35489-11  | GROMMET -----  | 1              |                |
| - 4                  | S1495-6     | HOSE 3.00 IN LG BULK ITEM REF S-1495-6-3.00 -----          | 2              |                |
|                      |             | ATTACHING PARTS -----                                      |                |                |
| - 5                  | S1891-6     | CLAMP BC -----   | 4              |                |
|                      |             | -----*   |                |                |
| - 6                  | 0500118-1   | LINE ASSEMBLY-VENT -----                                   | 1              |                |
|                      | 0500118-80  | LINE ASSEMBLY-VENT USED WITH LONG RANGE TANKS -----        | 1              |                |
|                      |             | ATTACHING PARTS -----                                      |                |                |
| - 7                  | S1591-2     | HARNESS BAND UC -----                                      | 2              |                |
|                      |             | -----*   |                |                |
| - 7A                 | 0422130     | STRAINER-FUEL TANK -----                                   | 2              |                |
| - 8                  | 0500106-83  | LINE ASSEMBLY-FUEL TANK -----                              | 2              |                |
| - 9                  | AN815-6D    | UNION -----  | 2              |                |
| -10                  | 0500118-42  | LINE ASSEMBLY-UNION TO UNION LH -----                      | 1              |                |
| -11                  | 0500118-43  | LINE ASSEMBLY-UNION TO UNION RH -----                      | 1              |                |
|                      |             | ATTACHING PARTS -----                                      |                |                |
| -12                  | S1486DG6U   | CLAMP -----  | 1              |                |
|                      | S1486DG7U   | CLAMP -----  | 1              |                |
|                      | S1021Z8-8   | SCREW -----  | 2              |                |
|                      |             | -----*   |                |                |
| -12A                 | S292-12     | SLEEVE 23.50 IN LG BULK ITEM REF S292-12-23.50 -----       | 2              | B              |
| -12B                 | S292-12     | SLEEVE 18.00 IN LG BULK ITEM REF S292-12-18.00 -----       | 2              | B              |
| -13                  | 0500118-29  | LINE ASSEMBLY-UNION TO UNION LH -----                      | 1              |                |
| -14                  | 0500118-30  | LINE ASSEMBLY-UNION TO UNION RH -----                      | 1              |                |
| -15                  | 0500118-33  | LINE ASSEMBLY-UNION TO VALVE LH -----                      | 1              |                |
| -16                  | 0500118-34  | LINE ASSEMBLY-UNION TO VALVE RH -----                      | 1              |                |
| -17                  | AN815-6D    | UNION -----  | 4              |                |
| -18                  | SEE FIG 171 | VALVE ASSEMBLY-FUEL SELECTOR -----                         | 1              |                |
|                      |             | ATTACHING PARTS -----                                      |                |                |
| -19                  | AN515-8R8   | SCREW -----  | 2              |                |
|                      |             | -----*   |                |                |
| -20                  | 0511253-1   | BRACKET ASSEMBLY-FUEL SELECTOR VALVE -----                 | 1              |                |
|                      | NAS697A08   | NUTPLATE -----   | 2              |                |
|                      | 0513382-16  | DRIVE ASSEMBLY-FUEL SELECTOR -----                         | 1              |                |
|                      |             | ATTACHING PARTS -----                                      |                |                |
| -21                  | NAS561P3-8  | PIN-SPRING -----   | 1              |                |
|                      |             | -----*   |                |                |
| -22                  | 0513124-3   | HOUSING-POSITIONING BALL & SPRING -----                    | 1              |                |
| -23                  | 0513382-13  | SHAFT-FUEL SELECTOR -----                                  | 1              |                |
| -24                  | 0516008-1   | SHAFT-FUEL SELECTOR -----                                  | 1              |                |
| -25                  | 0513382-15  | KNUCKLE -----  | 1              |                |
| -25A                 | 0513382-14  | PIVOT-SHAFT -----  | 8              |                |
| -26                  | 0716623-2   | HANDLE-FUEL SELECTOR -----                                 | 1              |                |
|                      |             | ATTACHING PARTS -----                                      |                |                |
| -27                  | AN525-832P6 | SCREW -----  | 1              |                |
| -28                  | AN936A8     | WASHER -----   | 1              |                |
|                      |             | -----*   |                |                |
| -29                  | 0716624-1   | CAP -----  | 1              |                |
| -30                  | S272-207    | BALL -----   | 1              |                |
|                      | 0513120-1   | SPRING -----   | 1              |                |
| -31                  | 0500242-2   | BRACKET-FUEL SELECTOR GUIDE -----                          | 1              |                |
|                      |             | ATTACHING PARTS -----                                      |                |                |
| -32                  | AN520-10R7  | SCREW -----  | 2              |                |
| -33                  | MS21044N3   | NUT -----  | 2              |                |
| -34                  | AN960-10    | WASHER -----   | 2              |                |
|                      |             | -----*   |                |                |
| -35                  | 0716615-7   | PLACARD ASSEMBLY-FUEL SELECTOR VALVE -----                 | 1              |                |
|                      | 0716615-9   | PLACARD ASSEMBLY-FUEL SELECTOR VALVE LONG RANGE WING ----- | 1              |                |
|                      |             | ATTACHING PARTS -----                                      |                |                |
| -36                  | S1023A6-6C  | SCREW -----  | 2              |                |
| -37                  | S1067C1     | WASHER -----   | 2              |                |
|                      |             | -----*   |                |                |

CONTINUED ON NEXT PAGE

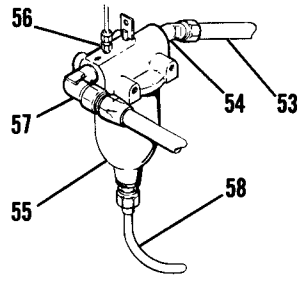
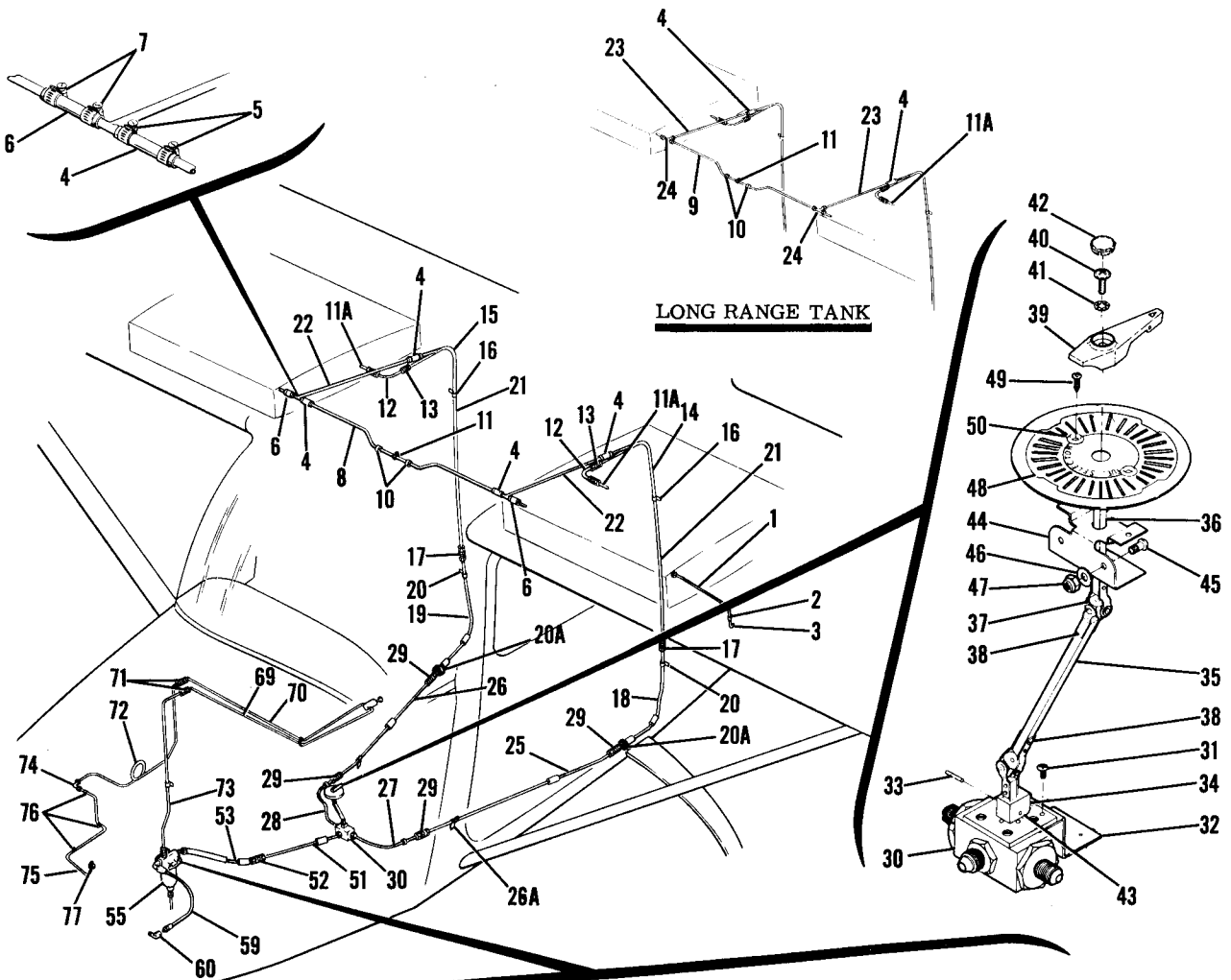
| FIGURE AND INDEX NO. | PART NUMBER  | DESCRIPTION  | UNITS PER ASSY | USABLE ON CODE |
|----------------------|--------------|--|----------------|----------------|
|                      |              |  |                |                |
| 167 -38              | 0500118-74   | LINE ASSEMBLY-FUEL SELECTOR VALVE TO STRAINER -----      | 1              |                |
| -38A                 | AN815-8D     | UNION -----  | 1              |                |
| -38B                 | 0500118-75   | LINE ASSEMBLY-FUEL SELECTOR VALVE TO STRAINER -----      | 1              |                |
| -39                  | SEE FIG 170  | FUEL STRAINER & DRAIN CONTROL INSTALLATION -----         | NP             |                |
| -40                  | 0500106-365  | LINE ASSEMBLY-PRIMER -----                               | 1              |                |
| -41                  | 0500106-366  | LINE ASSEMBLY-PRIMER -----                               | 1              |                |
|                      |              | ATTACHING PARTS  |                |                |
|                      | S1155-2      | CLAMP -----  | 2              |                |
|                      | S102128-8    | SCREW -----  | 1              |                |
|                      | NAS446-4-3   | NUT -----  | 1              |                |
|                      |              | ---*---  |                |                |
| -42                  | 0500118-102  | LINE ASSEMBLY-PRIMER -----                               | 1              |                |
| -43                  | 0500118-99   | LINE ASSEMBLY-PRIMER -----                               | 1              |                |
|                      |              | ATTACHING PARTS  |                |                |
|                      | AN742D2      | CLAMP -----  | 1              |                |
|                      | S102128-6    | SCREW -----  | 1              |                |
|                      | NAS446-4-3   | NUT -----  | 1              |                |
|                      |              | ---*---  |                |                |
| -44                  | MS20823-8D   | ELBOW -----  | 1              |                |
| -45                  | MS20822-8D   | ELBOW -----  | 1              |                |
| -46                  | AN816-2D     | NIPPLE -----   | 1              |                |
| -47                  | 0500118-95   | LINE-STRAINER DRAIN -----                                | 1              |                |
| -48                  | S1167-8-0240 | LINE ASSEMBLY-STRAINER TO CARBURETOR -----               | 1              |                |
| -49                  | AN832-2D     | UNION -----  | 2              |                |
|                      | AN924-2D     | NUT -----  | 2              |                |
|                      | AN960-516    | WASHER -----   | 4              |                |
| -50                  | 8-4VTX-5     | ELBOW -----  | 1              |                |
| -51                  |              | DELETED, NEVER USED -----                                |                |                |
| -52                  | 0500118-78   | LINE ASSEMBLY-FIREWALL TO STRAINER FLOATPLANE ONLY ----- | 1              |                |
| -53                  | AN833-8D     | ELBOW FLOATPLANE ONLY -----                              | 1              |                |
|                      |              | ATTACHING PARTS  |                |                |
| -54                  | AN960-D1216L | WASHER -----   | 2              |                |
| -55                  | AN924-8D     | NUT -----  | 1              |                |
|                      |              | ---*---  |                |                |
| -56                  | MS20823-8D   | ELBOW FLOATPLANE ONLY -----                              | 2              |                |
| -57                  | 0513129      | BRACKET-FUEL STRAINER FLOATPLANE ONLY -----              | 1              |                |
| -58                  | AN73A4       | BOLT FLOATPLANE ONLY -----                               | 2              |                |
| -59                  | AN936A10     | WASHER FLOATPLANE ONLY -----                             | 2              |                |
| -60                  | AN970-3      | WASHER FLOATPLANE ONLY -----                             | 2              |                |
| -61                  | AN821-2D     | ELBOW -----  | 1              |                |
| -62                  | 1700121-48   | LINE ASSEMBLY TO CYLINDER -----                          | 1              |                |
|                      |              | ATTACHING PARTS  |                |                |
| -63                  | 0550100-8    | BRACKET -----  | 3              |                |
|                      | S1485D2L     | CLAMP -----  | 3              |                |
|                      | S102128-5C   | SCREW -----  | 3              |                |
|                      |              | ---*---  |                |                |
| -64                  | AN4022-1     | JET -----  | 1              |                |
|                      |              | A---172 SERIAL 17256513 THRU 17258855                    |                |                |
|                      |              | B---172 SERIAL 17258045 THRU 17258855                    |                |                |



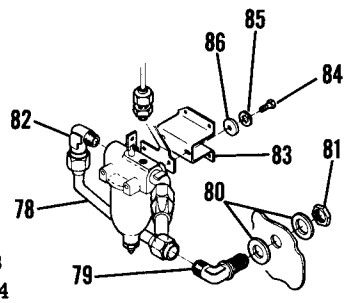
| FIGURE AND INDEX NO. | PART NUMBER  | DESCRIPTION   | UNITS PER ASSY        | USABLE ON CODE        |
|----------------------|--|---|-----------------------|-----------------------|
| 168 -                |  | FUEL SYSTEM -----   | NP                    | A                     |
| - 1                  | 0523559-8  | LINE ASSEMBLY-VENT -----<br>ATTACHING PARTS -----   | 1                     |                       |
| - 2                  | 0512006-1<br>S1846DG6L<br>S1021Z8-8                            | ANGLE -----<br>CLAMP -----<br>SCREW -----<br>*-----   | 1<br>1<br>1           |                       |
| - 3                  | MS35489-11   | GROMMET -----   | 1                     |                       |
| - 4                  | S1495-6<br>S1495-6   | HOSE 3.0 IN LG BULK ITEM REF S1495-6-3.00 -----<br>HOSE 3.0 IN LG BULK ITEM REF S1495-6-3.00 -----<br>LONG RANGE TANK ONLY -----<br>ATTACHING PARTS ----- | 4<br>2                |                       |
| - 5                  | S1891-6  | CLAMP -----<br>*-----   | 2                     |                       |
| - 6                  | S1495-6  | HOSE 3.0 IN LG BULK ITEM REF S1495-6-3.00 -----<br>ATTACHING PARTS -----  | 2                     |                       |
| - 7                  | S1891-6  | CLAMP -----<br>*-----   | 2                     |                       |
| - 8                  | 0500118-118  | LINE ASSEMBLY-VENT -----  | 1                     | B                     |
| - 9                  | 0500118-124<br>0500118-119<br>0500118-123                      | LINE ASSEMBLY-VENT -----<br>LINE ASSEMBLY-VENT LONG RANGE TANKS -----<br>LINE ASSEMBLY-VENT LONG RANGE TANKS -----<br>ATTACHING PARTS -----               | 1<br>1<br>1           | C<br>B<br>C           |
| -10                  | S1591-2  | HARNESS BAND -----  | 2                     | B                     |
| -11                  | 0513399-1<br>MS21919DG6<br>AN520-10R8<br>AN960-10<br>MS21044N3 | BRACKET -----<br>CLAMP -----<br>SCREW -----<br>WASHER -----<br>NUT -----<br>*-----  | 2<br>2<br>2<br>2<br>2 | C<br>C<br>C<br>C<br>C |
| -11A                 | 0422130  | STRAINER-FUEL TANK -----  | 2                     |                       |
| -12                  | 0500106-83   | LINE ASSEMBLY-FUEL TANK -----   | 2                     |                       |
| -13                  | AN815-6D   | UNION -----   | 2                     |                       |
| -14                  | 0556020-1  | LINE ASSEMBLY-FUEL LH UNION TO UNION -----  | 1                     |                       |
| -15                  | 0556020-2  | LINE ASSEMBLY-FUEL RH UNION TO UNION -----<br>ATTACHING PARTS -----   | 1                     |                       |
| -16                  | A3047A6-92<br>S1021Z8-8  | CLAMP-TIN -----<br>SCREW -----<br>*-----  | 1<br>1                |                       |
| -17                  | AN815-6D   | UNION -----   | 2                     |                       |
| -18                  | 0500118-116  | LINE ASSEMBLY-FUEL LH UNION TO UNION -----  | 1                     |                       |
| -19                  | 0500118-117  | LINE ASSEMBLY-FUEL RH UNION TO UNION -----<br>ATTACHING PARTS -----   | 1                     |                       |
| -20                  | A3047A6-92<br>S121Z8-8   | CLAMP TIN -----<br>SCREW -----<br>*-----  | 1<br>1                |                       |
| -20A                 | MS35489-106S   | GROMMET -----   | 2                     |                       |
| -21                  | S292-12-   | SLEEVE * IN LG BULK ITEM REF S292-12-* -----  | AR                    |                       |
| -22                  | 0556020-3  | LINE ASSEMBLY-FUEL -----  | 2                     |                       |
| -23                  | 0556020-9  | LINE ASSEMBLY-FUEL LONG RANGE TANK -----  | 2                     |                       |
| -24                  | AN824-6D   | TEE LONG RANGE TANK -----   | 2                     |                       |
| -25                  | 0500118-29   | LINE ASSEMBLY-UNION TO UNION LH -----   | 1                     |                       |
| -26                  | 0500118-30   | LINE ASSEMBLY-UNION TO UNION RH -----   | 1                     |                       |
| -26A                 | S1486DG6U  | CLAMP -----   | 2                     |                       |
| -27                  | 0500118-33   | LINE ASSEMBLY-UNION TO UNION LH -----   | 1                     |                       |
| -28                  | 0500118-34   | LINE ASSEMBLY-UNION TO UNION RH -----   | 1                     |                       |
| -29                  | AN815-6D   | UNION -----   | 4                     |                       |
| -30                  | SEE FIG 171  | VALVE ASSEMBLY-FUEL SELECTOR -----<br>ATTACHING PARTS -----   | 1                     |                       |
| -31                  | AN515-8R8  | SCREW -----<br>*-----   | 2                     |                       |
| -32                  | 0511253-1<br>MS21044N08<br>0513382-16                          | BRACKET ASSEMBLY-FUEL SELECTOR VALVE -----<br>NUTPLATE -----<br>DRIVE ASSEMBLY-FUEL SELECTOR -----<br>ATTACHING PARTS -----                               | 1<br>2<br>1           |                       |
| -33                  | NAS561P3-8   | PIN-SPRING -----<br>*-----  | 1                     |                       |
| -34                  | 0513124-3  | HOUSING-POSITIONING BALL & SPRING -----   | 1                     |                       |

CONTINUED ON NEXT PAGE

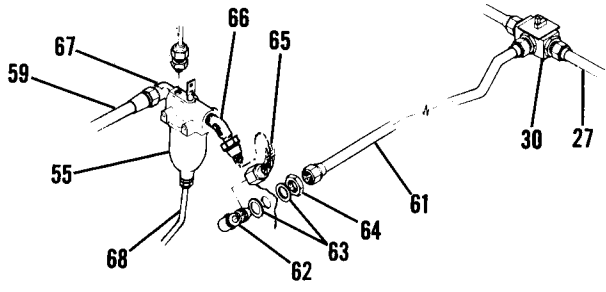
Fuel system (Cont)



17259224 THRU 17263458  
F1720805 THRU F17201234



FLOATPLANE ONLY



F17200754 THRU F17200804

172 SERIAL 17258856 THRU 17263458  
F172 SERIAL F17200754 THRU F17201234

Figure 168. Fuel System Installation





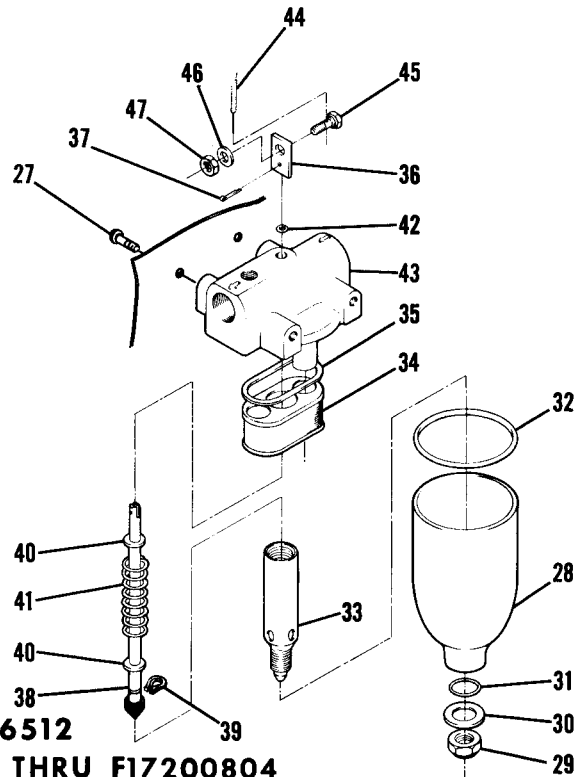
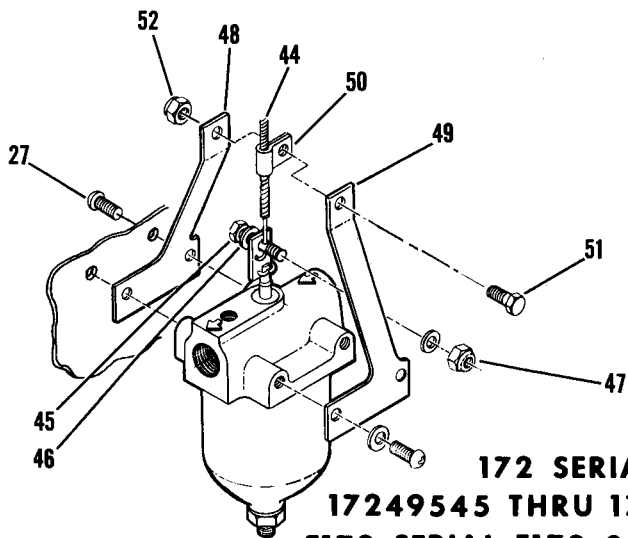
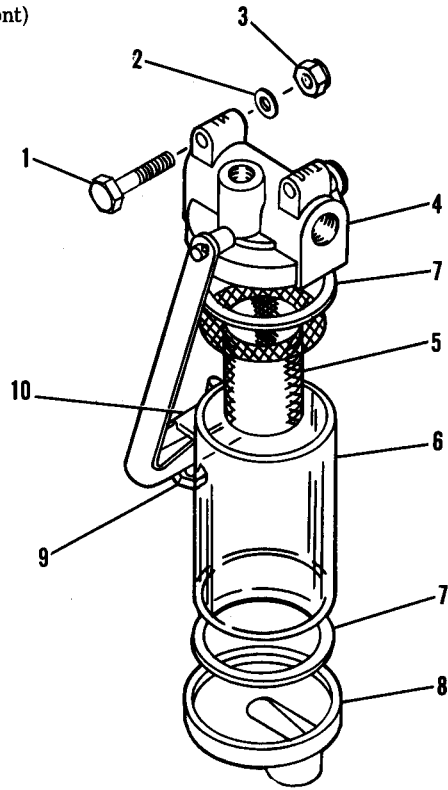
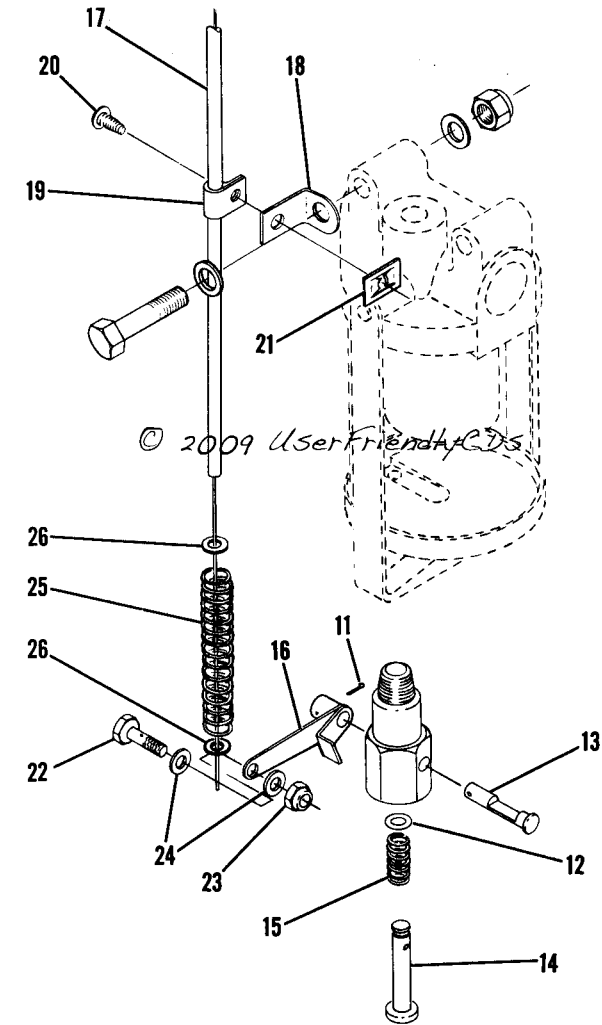
| FIGURE AND INDEX NO. | PART NUMBER | DESCRIPTION   |   |   |   |   |   |   | UNITS PER ASSY | USABLE ON CODE |
|----------------------|-------------|---|---|---|---|---|---|---|----------------|----------------|
|                      |             | 1   | 2 | 3 | 4 | 5 | 6 | 7 |                |                |
| 168 -35              | 0513382-13  | SHAFT-FUEL SELECTOR -----                                   |   |   |   |   |   |   | 1              |                |
| -36                  | 0516008-1   | SHAFT-FUEL SELECTOR -----                                   |   |   |   |   |   |   | 1              |                |
| -37                  | 0513382-15  | KNUCKLE -----   |   |   |   |   |   |   | 1              |                |
| -38                  | 0513382-14  | PIVOT-SHAFT -----   |   |   |   |   |   |   | 1              |                |
| -39                  | 0716623-2   | HANDLE-FUEL SELECTOR -----                                  |   |   |   |   |   |   | 1              |                |
|                      |             | ATTACHING PARTS   |   |   |   |   |   |   |                |                |
| -40                  | AN525-832P6 | SCREW -----   |   |   |   |   |   |   | 1              |                |
| -41                  | AN936A8     | WASHER -----  |   |   |   |   |   |   | 1              |                |
|                      |             | *-----  |   |   |   |   |   |   |                |                |
| -42                  | 0716624-1   | CAP -----   |   |   |   |   |   |   | 1              |                |
| -43                  | S272-207    | BALL-DETENT -----   |   |   |   |   |   |   | 2              |                |
|                      | 0513120-1   | SPRING -----  |   |   |   |   |   |   | 1              |                |
| -44                  | 0500242-2   | BRACKET-FUEL SELECTOR GUIDE -----                           |   |   |   |   |   |   | 1              |                |
|                      |             | ATTACHING PARTS   |   |   |   |   |   |   |                |                |
| -45                  | AN520-10R7  | SCREW -----   |   |   |   |   |   |   | 2              |                |
| -46                  | AN960-10    | WASHER -----  |   |   |   |   |   |   | 2              |                |
| -47                  | MS21044N3   | NUT -----   |   |   |   |   |   |   | 2              |                |
|                      |             | *-----  |   |   |   |   |   |   |                |                |
| -48                  | 0716615-7   | PLACARD ASSEMBLY-FUEL SELECTOR VALVE -----                  |   |   |   |   |   |   | 1              |                |
|                      | 0716615-9   | PLACARD ASSEMBLY-FUEL SELECTOR VALVE LONG RANGE TANKS ----- |   |   |   |   |   |   | 1              |                |
|                      |             | ATTACHING PARTS   |   |   |   |   |   |   |                |                |
| -49                  | S1023A6-6C  | SCREW -----   |   |   |   |   |   |   | 2              |                |
| -50                  | S1067C1     | WASHER -----  |   |   |   |   |   |   | 2              |                |
|                      |             | *-----  |   |   |   |   |   |   |                |                |
| -51                  | 0500118-75  | LINE ASSEMBLY-FUEL SELECTOR VALVE TO UNION -----            |   |   |   |   |   |   | 1              | D              |
| -52                  | AN515-80    | UNION -----   |   |   |   |   |   |   | 1              | D              |
| -53                  | 0500118-74  | LINE ASSEMBLY-UNION TO STRAINER -----                       |   |   |   |   |   |   | 1              | D              |
| -54                  | MS20823-8D  | ELBOW -----   |   |   |   |   |   |   | 1              | D              |
| -55                  | SEE FIG 170 | FUEL STRAINER & DRAIN CONTROL INSTALLATION -----            |   |   |   |   |   |   | 1              |                |
| -56                  | AN816-2D    | NIPPLE -----  |   |   |   |   |   |   | 1              | D              |
| -57                  | MS20822-8D  | ELBOW -----   |   |   |   |   |   |   | 1              | D              |
| -58                  | 0500118-95  | LINE-STRAINER DRAIN -----                                   |   |   |   |   |   |   | 1              | D              |
| -59                  | S1167-8     | HOSE ASSEMBLY 24 IN LG BULK ITEM REF S1167-8-0240 -----     |   |   |   |   |   |   | 1              |                |
| -60                  | 8-4VTX-S    | ELBOW -----   |   |   |   |   |   |   | 1              |                |
| -61                  | 0500118-31  | LINE ASSEMBLY FUEL SELECTOR TO ELBOW -----                  |   |   |   |   |   |   | 1              | E              |
| -62                  | AN837-8D    | ELBOW -----   |   |   |   |   |   |   | 1              | E              |
|                      |             | ATTACHING PARTS   |   |   |   |   |   |   |                |                |
| -63                  | AN960D1216L | WASHER -----  |   |   |   |   |   |   | 2              |                |
| -64                  | AN924-8D    | NUT -----   |   |   |   |   |   |   | 1              |                |
|                      |             | *-----  |   |   |   |   |   |   |                |                |
| -65                  | S1236-8     | HOSE 13.4 IN LG BULK ITEM REF S1236-8-0134 -----            |   |   |   |   |   |   | 1              | E              |
|                      |             | ATTACHING PARTS   |   |   |   |   |   |   |                |                |
| -66                  | MS20823-8D  | ELBOW -----   |   |   |   |   |   |   | 1              |                |
|                      |             | *-----  |   |   |   |   |   |   |                |                |
| -67                  | MS20822-8D  | ELBOW -----   |   |   |   |   |   |   | 1              | E              |
| -68                  | 0500118-93  | LINE ASSEMBLY-STRAINER DRAIN -----                          |   |   |   |   |   |   | 1              | E              |
| -69                  | 0500118-109 | LINE ASSEMBLY-PRIMER -----                                  |   |   |   |   |   |   | 1              |                |
| -70                  | 0500118-110 | LINE ASSEMBLY-PRIMER -----                                  |   |   |   |   |   |   | 1              |                |
|                      |             | ATTACHING PARTS   |   |   |   |   |   |   |                |                |
|                      | S1155-2     | CLAMP -----   |   |   |   |   |   |   | 2              |                |
|                      | S1021Z8-8   | SCREW -----   |   |   |   |   |   |   | 1              |                |
|                      | NAS446-4-3  | NUT -----   |   |   |   |   |   |   | 1              |                |
|                      |             | *-----  |   |   |   |   |   |   |                |                |
| -71                  | AN832-2D    | UNION -----   |   |   |   |   |   |   | 2              |                |
|                      | AN924-2D    | NUT -----   |   |   |   |   |   |   | 2              |                |
|                      | AN960-516   | WASHER -----  |   |   |   |   |   |   | 4              |                |
| -72                  | 0500118-102 | LINE ASSEMBLY-PRIMER -----                                  |   |   |   |   |   |   | 1              | D              |
|                      | 0500118-105 | LINE ASSEMBLY-PRIMER -----                                  |   |   |   |   |   |   | 1              | E              |
| -73                  | 0500118-99  | LINE ASSEMBLY-PRIMER -----                                  |   |   |   |   |   |   | 1              | D              |
|                      | 0500118-98  | LINE ASSEMBLY-PRIMER -----                                  |   |   |   |   |   |   | 1              | E              |
|                      |             | ATTACHING PARTS   |   |   |   |   |   |   |                |                |
|                      | AN742D2     | CLAMP -----   |   |   |   |   |   |   | 1              |                |
|                      | S1021Z8-6   | SCREW -----   |   |   |   |   |   |   | 1              |                |
|                      | NAS446-4-3  | NUT -----   |   |   |   |   |   |   | 1              |                |
|                      |             | *-----  |   |   |   |   |   |   |                |                |

CONTINUED ON NEXT PAGE

| FIGURE AND INDEX NO.  | PART NUMBER   | DESCRIPTION   | UNITS PER ASSY | USABLE ON CODE |
|---|---------------|---|----------------|----------------|
|   |               |   |                |                |
| 168 -74   | AN821-2D      | ELBOW -----   | 1              | D              |
| -75   | 1700121-96    | LINE ASSEMBLY-PRIMER TO CYLINDER -----<br>ATTACHING PARTS | 1              | 0              |
| -76   | 0550100-8     | BRACKET -----   | 3              |                |
|   | S148502L      | CLAMP -----   | 3              |                |
|   | S102128-5C    | SCREW -----   | 3              |                |
|   |               | ---*---   |                |                |
| -77   | AN4022-1      | JET -----   | 1              | D              |
| -78   | 0500118-78    | LINE ASSEMBLY-FIREWALL TO STRAINER FLOATPLANE ONLY -----  | 1              |                |
| -79   | AN833-8D      | ELBOW FLOATPLANE ONLY -----<br>ATTACHING PARTS            | 1              |                |
| -80   | AN96001216L   | WASHER -----  | 2              |                |
| -81   | AN924-8D      | NUT -----   | 1              |                |
|   |               | ---*---   |                |                |
| -82   | MS20823-8D    | ELBOW FLOATPLANE ONLY -----                               | 2              |                |
| -83   | 0513129       | BRACKET-FUEL STRAINER FLOATPLANE ONLY -----               | 1              |                |
| -84   | MS20074-03-04 | BOLT FLOATPLANE ONLY -----                                | 2              |                |
| -85   | AN936A10      | WASHER FLOATPLANE ONLY -----                              | 2              |                |
| -86   | AN970-3       | WASHER FLOATPLANE ONLY -----                              | 2              |                |
| <p>A---172 SERIAL 17258830, 17258856 THRU 17263458<br/>                     F172 SERIAL F17200754 THRU F17201234</p> <p>B---172 SERIAL 17258830, 17258856 THRU 17259223<br/>                     F172 SERIAL F17200754 ONLY</p> <p>C---172 SERIAL 17259224 THRU 17263458<br/>                     F172 SERIAL F17200755 THRU F17201234</p> <p>D---172 SERIAL 17258830, 17258856 THRU 17263458<br/>                     F172 SERIAL F17200805 THRU F17201234</p> <p>E---F172 SERIAL F17200754 THRU F17201234</p> |               |   |                |                |

| FIGURE AND INDEX NO. | PART NUMBER | DESCRIPTION                                      | UNITS PER ASSY | USABLE ON CODE |
|----------------------|-------------|--|----------------|----------------|
| 169 -                |             | <b>1 2 3 4 5 6 7</b>                             |                |                |
|                      |             | FUEL STRAINER & DRAIN CONTROL INSTALLATION ----- | NP             | C              |
|                      | 0511199-48  | STRAINER ASSEMBLY GARW 33-199R95B -----          | 1              | A              |
|                      |             | ATTACHING PARTS -----                            |                |                |
| - 1                  | AN4-14A     | BOLT -----                                       | 2              | A              |
| - 2                  | AN960-416L  | WASHER -----                                     | 2              | A              |
| - 3                  | MS21042L4   | NUT -----  | 2              | A              |
|                      |             | -----*   |                |                |
| - 4                  | 33-199-902  | CAP ASSEMBLY GARW -----                          | 1              |                |
| - 5                  | 33-199-909  | SCREEN GARW -----                                | 1              |                |
| - 6                  | 33-199-5    | GLASS BOWL GARW -----                            | 1              |                |
| - 7                  | 33-199-6    | GASKET GARW -----                                | 2              |                |
| - 8                  | 33-199-1    | BOTTOM GARW -----                                | 1              |                |
| - 9                  | 33-199-45   | SET SCREW GARW -----                             | 1              |                |
| - 10                 | 33-199-8    | NUT GARW -----                                   | 1              |                |
|                      | 0511199-41  | VALVE ASSEMBLY-DRAIN -----                       | 1              | A              |
| - 11                 | MS24635-5   | PIN-COTTER -----                                 | 1              |                |
| - 12                 | MS29513-007 | O RING -----                                     | 1              |                |
| - 13                 | 0851592-1   | SHAFT -----                                      | 1              |                |
| - 14                 | 0851583-2   | PLUNGER -----                                    | 1              |                |
| - 15                 | 0851583-3   | SPRING -----                                     | 1              |                |
| - 16                 | 0756001-8   | LEVER ASSEMBLY -----                             | 1              |                |
|                      |             | CONTINUED ON NEXT PAGE                           |                |                |

Fuel System (Cont)

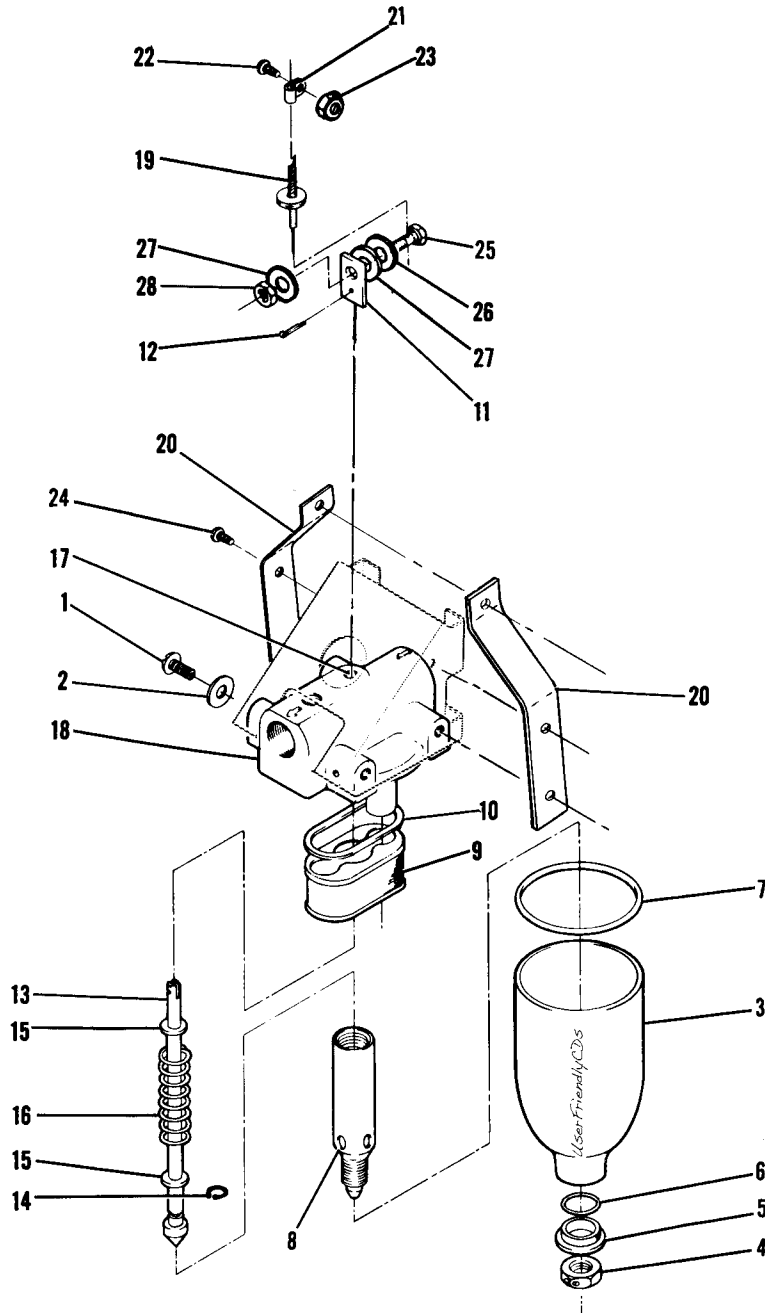


172 SERIAL  
17249545 THRU 17256512  
F172 SERIAL F172-0001 THRU F17200804  
P172 SERIAL P17257120 THRU P17257188

Figure 169. Fuel Strainer & Drain Control Installation

| FIGURE AND INDEX NO. | PART NUMBER             | DESCRIPTION  | UNITS PER ASSY | USABLE ON CODE |
|----------------------|-------------------------|--|----------------|----------------|
| 169 -17              |                         | CONTROL-STRAINER DRAIN SEE STATIONARY INST PANEL<br>ATTACHING PARTS  | 1              | A              |
| -18                  | 0756001-3               | SUPPORT -----  | 1              | A              |
| -19                  | AN74203                 | CLAMP -----  | 1              | A              |
| -20                  | S102128-6               | SCREW -----  | 1              | A              |
| -21                  | NAS446-4-3              | NUT -----  | 1              | A              |
| -22                  | 0450311                 | CLAMP -----  | 1              | A              |
| -23                  | MS21044N3               | NUT -----  | 1              | A              |
| -24                  | AN960-10                | WASHER -----   | 2              | A              |
| -25                  | 0756002                 | SPRING -----   | 1              | A              |
| -26                  | AN960-2                 | WASHER -----   | 2              | A              |
|                      | 0756005-1               | STRAINER ASSEMBLY-FUEL<br>ATTACHING PARTS  | 1              | B              |
| -27                  | AN515-10R10<br>AN936A10 | SCREW -----<br>WASHER -----  | 2<br>2         | B<br>B         |
| -28                  | 0756008-1               | BOWL-FUEL STRAINER<br>ATTACHING PARTS  | 1              |                |
| -29                  | S1573-3                 | NUT -----  | 1              |                |
| -30                  | 0756015-1               | WASHER -----   | 1              |                |
| -31                  | MS29513-111             | O RING -----   | 1              |                |
| -32                  | MS29513-138             | O RING -----   | 1              |                |
| -33                  | 0756011-1               | STANDPIPE -----  | 1              |                |
| -34                  | 0756009-1               | FILTER ASSEMBLY-FUEL STRAINER  | 1              |                |
| -35                  | 0756009-5               | GASKET -----   | 1              |                |
| -36                  | 0756014-1               | PLATE -----  | 1              |                |
| -37                  | MS24665-132             | ATTACHING PARTS<br>COTTER PIN -----  | 1              |                |
| -38                  | 0756010-1               | PLUNGER ASSEMBLY-DRAIN   | 1              |                |
| -39                  | MS16624-25              | SNAP RING -----  | 1              |                |
| -40                  | 0756014-2               | WASHER -----   | 2              |                |
| -41                  | 0756012-1               | SPRING -----   | 1              |                |
| -42                  | MS29513-10              | O RING -----   | 1              |                |
| -43                  | 0756005-2               | TOP ASSEMBLY-FUEL STRAINER   | 1              |                |
| -44                  |                         | CONTROL-STRAINER DRAIN SEE STATIONARY INST PANEL<br>ATTACHING PARTS  | 1              | B              |
| -45                  | 0450311-3               | CLAMP -----  | 1              | B              |
| -46                  | AN960-416               | WASHER -----   | AR             | B              |
| -47                  | MS21042L4               | NUT -----  | 1              | B              |
| -48                  | 0500315-1               | BRACKET-CONTROL -----  | 1              | B              |
| -49                  | 0500315-2               | BRACKET-CONTROL -----  | 1              | B              |
| -50                  | AN74203                 | CLAMP -----  | 1              | B              |
| -51                  | AN520-10R8              | ATTACHING PARTS<br>SCREW -----   | 1              |                |
| -52                  | MS21044N3               | NUT -----  | 1              |                |
|                      |                         | -----*-----  |                |                |
|                      |                         | A---172 SERIAL 17249545 THRU 17252533<br>F172 SERIAL F172-0001 THRU F172-0139<br>P172 SERIAL P17257120 THRU P17257188<br>FP172 SERIAL FP172-0001 THRU FP172-0003 |                |                |
|                      |                         | B---172 SERIAL 17252534 THRU 17256512<br>F172 SERIAL F172-0140 THRU F17200804  |                |                |
|                      |                         | C---172 SERIAL 17249545 THRU 17256512<br>F172 SERIAL F172-0001 THRU F17200804<br>P172 SERIAL P17257120 THRU P17257188<br>FP172 SERIAL FP172-0001 THRU FP172-0003 |                |                |

Fuel System (Cont)



172 SERIAL 17256513 THRU 17263458  
 F172 SERIAL F17200805 THRU F17201234

Figure 170. Fuel Strainer & Drain Control Installation



| FIGURE AND INDEX NO.   | PART NUMBER  | DESCRIPTION   | UNITS PER ASSY | USABLE ON CODE |
|--|--------------|---|----------------|----------------|
| 170 -  | 0756005-1    | FUEL STRAINER & DRAIN CONTROL INSTALLATION -----<br>STRAINER ASSEMBLY-FUEL -----<br>ATTACHING PARTS | NP<br>1        | A              |
| - 1  | AN515-10R8   | SCREW -----   | 4              |                |
| - 2  | AN936A10     | WASHER -----<br>*-----  | 4              |                |
| - 3  | 0756008-1    | BOWL-FUEL STRAINER -----<br>ATTACHING PARTS   | 1              |                |
| - 4  | S1573-3      | NUT -----   | 1              |                |
| - 5  | 0756015-1    | WASHER -----  | 1              |                |
| - 6  | MS29513-111  | O RING -----  | 1              |                |
| - 7  | MS29513-138  | O RING -----<br>*-----  | 1              |                |
| - 8  | 0756011-1    | STANDPIPE -----   | 1              |                |
| - 9  | 0756009-1    | FILTER ASSEMBLY-FUEL STRAINER -----   | 1              |                |
| -10  | 0756009-8    | GASKET -----  | 1              |                |
| -11  | 0756014-1    | PLATE -----<br>ATTACHING PARTS  | 1              |                |
| -12  | MS24665-132  | COTTER PIN -----<br>*-----  | 1              |                |
| -13  | 0756010-1    | PLUNGER -----   | 1              |                |
| -14  | MS16624-1025 | SNAP-RING -----   | 1              |                |
| -15  | 0756014-2    | WASHER -----  | 1              |                |
| -16  | 0756012-1    | SPRING -----  | 1              |                |
| -17  | MS29513-10   | O RING -----  | 1              |                |
| -18  | 0756005-2    | TOP ASSEMBLY-FUEL STRAINER -----  | 1              |                |
| -19  |              | CONTROL-STRAINER DRAIN SEE INSTRUMENT PANEL -----<br>ATTACHING PARTS                                | 1              |                |
| -20  | 0716136-1    | BRACKET -----   | 1              |                |
| -21  | MS9025-02    | CLAMP -----   | 1              |                |
| -22  | AN520-10R8   | SCREW -----   | 1              |                |
| -23  | MS21044N3    | NUT -----   | 1              |                |
| -24  | AN525-10R8   | SCREW -----   | 2              |                |
|  | MS21044N3    | NUT -----   | 2              |                |
| -25  | 0450311-3    | CLAMP -----   | 1              |                |
| -26  | AN960-416    | WASHER -----  | 1              |                |
| -27  | AN960-416L   | WASHER -----  | 2              |                |
| -28  | MS21042L4    | NUT -----<br>*-----   | 1              |                |
| A----172 SERIAL 17256513 THRU 17263458<br>F172 SERIAL F17200805 THRU F17201234 |              |   |                |                |

Fuel System (Cont)

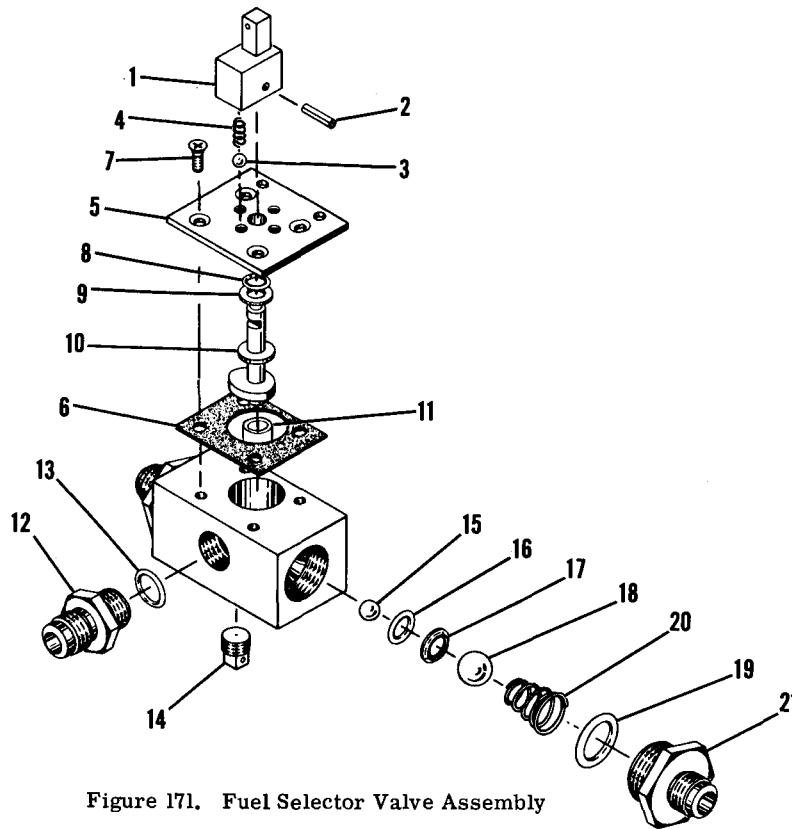


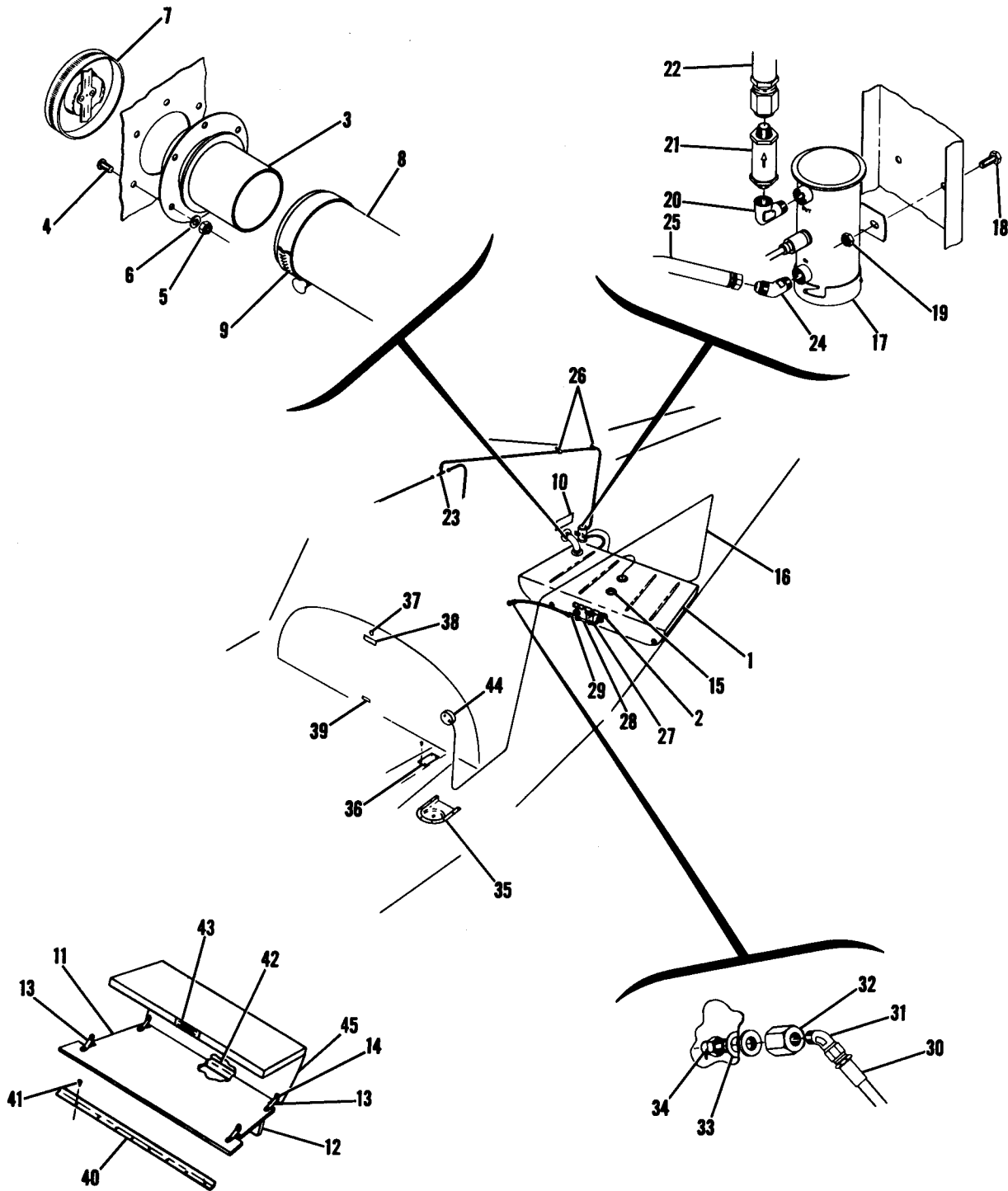
Figure 171. Fuel Selector Valve Assembly

| FIGURE AND INDEX NO. | PART NUMBER | DESCRIPTION                             | UNITS PER ASSY | USABLE ON CODE |
|----------------------|-------------|---|----------------|----------------|
|                      |             | <b>1 2 3 4 5 6 7</b>                    |                |                |
| 171 -                | 0513120-6   | VALVE ASSEMBLY-FUEL SELECTOR -----      | 1              | A              |
| - 1                  | 0513120-8   | VALVE ASSEMBLY-FUEL SELECTOR -----      | 1              | B              |
|                      | 0513124-2   | HOUSING-POSITIONING BALL & SPRING ----- | 1              | A              |
| - 2                  | NAS561P3-8  | ATTACHING PARTS                         |                |                |
|                      |             | ROLL PIN -----                          | 1              | A              |
|                      |             | -----*                                  |                |                |
| - 3                  | S272-207    | BALL-FUEL VALVE -----                   | 1              | A              |
| - 4                  | 0513120-1   | SPRING-FUEL VALVE -----                 | 1              | A              |
| - 5                  | 0513122     | COVER-FUEL VALVE -----                  | 1              |                |
| - 6                  | 0513125     | GASKET-FUEL COVER -----                 | 1              |                |
|                      |             | ATTACHING PARTS                         |                |                |
| - 7                  | AN507-632R6 | SCREW -----                             | 4              |                |
|                      |             | -----*                                  |                |                |
| - 8                  | AF934-5     | O RING -----                            | 1              |                |
| - 9                  | AN960C416L  | WASHER -----                            | 1              |                |
| -10                  | 0513123     | CAM -----                               | 1              |                |
| -11                  | S1003-9A    | BEARING -----                           | 1              |                |
| -12                  | 0513126-1   | NIPPLE -----                            | 1              |                |
| -13                  | AF934-9     | O RING -----                            | 1              |                |
| -14                  | MS20913-10  | PLUG -----                              | 1              |                |
| -15                  | S272-209    | BALL -----                              | 2              |                |
| -16                  | AF934-7     | O RING -----                            | 2              |                |
| -17                  | 0513120-4   | RETAINER -----                          | 2              |                |
| -18                  | S272-215    | BALL -----                              | 2              |                |
| -19                  | AF934-14    | O RING -----                            | 2              |                |
| -20                  | 0513120-2   | SPRING -----                            | 2              |                |
| -21                  | 0513120-3   | NIPPLE -----                            | 2              |                |
|                      |             | A---172 SERIAL 17249545 THRU 17251822   |                |                |
|                      |             | P172 SERIAL P17257120 THRU P17257188    |                |                |
|                      |             | F172 SERIAL F172-0001 THRU F172-0085    |                |                |
|                      |             | FP172 SERIAL FP172-0001 THRU FP172-0003 |                |                |
|                      |             | B---172 SERIAL 17251823 THRU 17263458   |                |                |
|                      |             | F172 SERIAL F172-0086 THRU F17201234    |                |                |



This page intentionally left blank.

Fuel System (Cont)

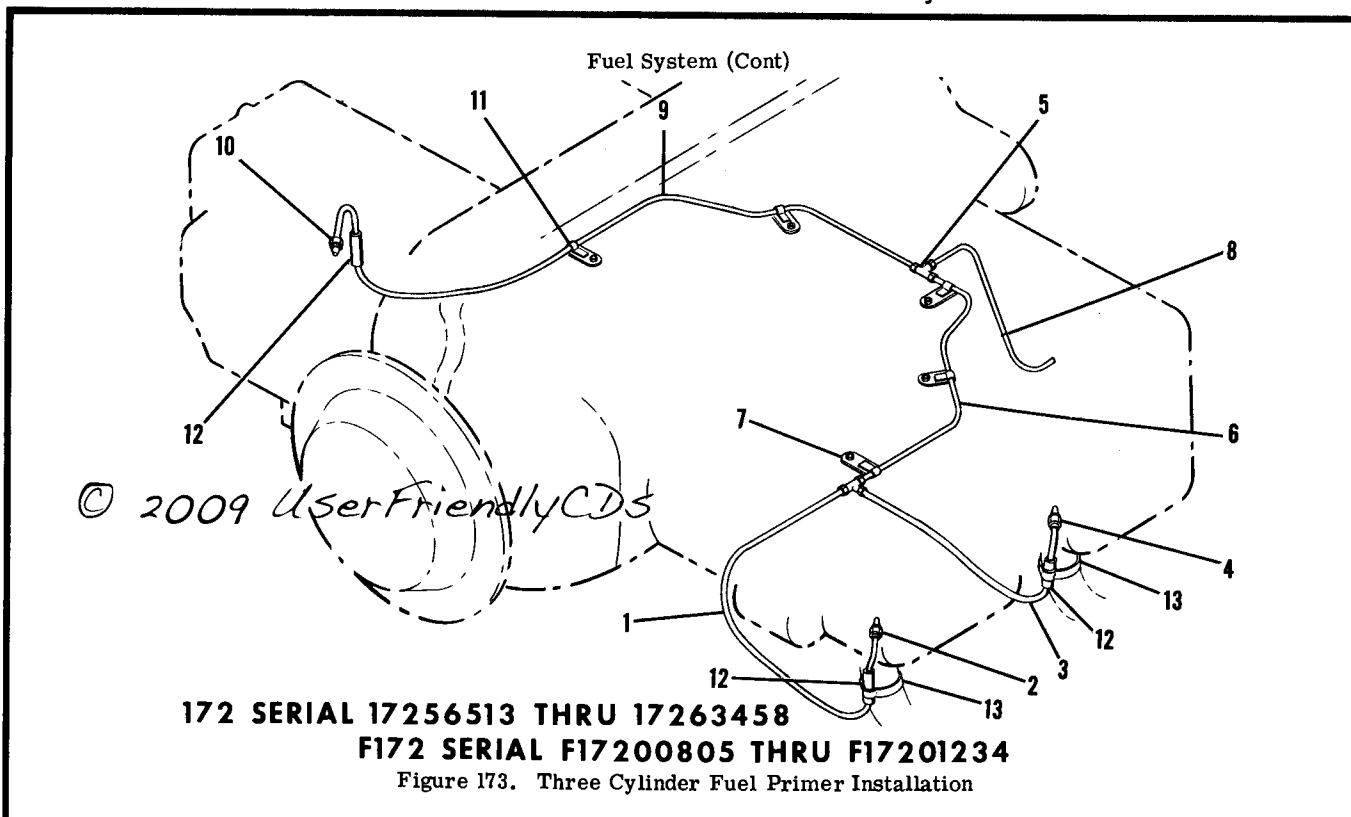


172 SERIAL 17249545 THRU 17257161  
F172 SERIAL F172-0001 THRU F172-0559  
Figure 172. Auxiliary Fuel Tank Installation

| FIGURE AND INDEX NO. | PART NUMBER | DESCRIPTION                                       | UNITS PER ASSY | USABLE ON CODE |
|----------------------|-------------|---|----------------|----------------|
| 172 -                |             | <b>1 2 3 4 5 6 7</b>                              |                |                |
| - 1                  | 782         | AUXILIARY FUEL TANK INSTALLATION -----            | 1              | A              |
| - 2                  | 784-11      | TANK ASSEMBLY-FUEL -----<br>ATTACHING PARTS ----- | 1              |                |
| - 3                  | 784-4       | RESTRAINER-FORWARD -----<br>*-----                | 1              |                |
| - 4                  | AN515-6R7   | FILLER NECK -----                                 | 1              |                |
| - 5                  | MS21044N06  | ATTACHING PARTS -----                             | 6              |                |
| - 6                  | AN960D6     | SCREW -----                                       | 6              |                |
| - 7                  | 782-2       | NUT -----   | 6              |                |
| - 8                  | 783         | WASHER -----<br>*-----                            | 1              |                |
| - 9                  | AN737TW82   | GAS CAP -----                                     | 1              |                |
| -10                  | 782-7       | HOSE-FILLER NECK -----                            | 1              |                |
| -11                  | 785-1       | ATTACHING PARTS -----                             | 1              |                |
| -12                  | 785-4       | CLAMP -----<br>*-----                             | 2              |                |
|                      | AN545-6R8   | PLATE ASSEMBLY-FILL INSTRUCTIONS -----            | 1              |                |
| -13                  | 784-5       | FLOOR ASSEMBLY -----                              | 1              |                |
| -14                  | AN3-3A      | SUPPORT-FLOOR -----                               | 1              |                |
| -15                  | AN970-3     | ATTACHING PARTS -----                             | 4              |                |
| -16                  | MS21044N3   | SCREW -----<br>*-----                             | 4              |                |
| -17                  | AN3-6A      | BRACKET-FLOOR -----                               | 4              |                |
| -18                  | 785-3       | ATTACHING PARTS -----                             | 1              |                |
| -19                  | MS21044N3   | BOLT -----  | 2              |                |
| -20                  | AN914-1D    | WASHER -----                                      | 2              |                |
| -21                  | 1-656-2-75  | NUT -----   | 2              |                |
| -22                  | 784-6       | *-----  | 1              |                |
| -23                  | AN824-6D    | PEG-FLOOR SUPPORT -----                           | 1              |                |
| -24                  | MS20823-4D  | WIRE BUNDLE -----                                 | 1              |                |
| -25                  | 784-9       | PUMP-TRANSFER -----                               | 1              |                |
| -26                  | MS20822-4D  | ATTACHING PARTS -----                             | 1              |                |
|                      | TA3-716D9   | BOLT -----  | 2              |                |
|                      | AN3-3A      | NUT -----<br>*-----                               | 1              |                |
|                      | MS21044N3   | ELBOW -----                                       | 1              |                |
| -27                  | 0716128-45  | CHECK VALVE -----                                 | 1              |                |
| -28                  | MS20822-4D  | HOSE-VALVE TO TEE -----                           | 1              |                |
| -29                  | 782-13      | TEE -----   | 1              |                |
| -30                  | MS20825-4D  | ELBOW-PUMP HOSE CONNECTION -----                  | 1              |                |
| -31                  | 784-9       | HOSE-TANK TO PUMP -----                           | 1              |                |
| -32                  | MS20823-4D  | ELBOW-PUMP HOSE CONNECTION -----                  | 1              |                |
| -33                  | 784-3       | CLAMP THAS -----                                  | 2              |                |
| -34                  | AN960-716L  | ATTACHING PARTS -----                             | 2              |                |
| -35                  | 782-4       | BOLT -----  | 1              |                |
| -36                  | 787         | NUT -----<br>*-----                               | 1              |                |
|                      | S1021Z2R4   | DOUBLER-STA 90.00 BULKHEAD -----                  | 1              |                |
|                      | 782-3       | ELBOW -----                                       | 1              |                |
|                      | S1021Z6-8   | HOSE-CONNECTOR -----                              | 1              |                |
|                      |             | TEE -----   | 1              |                |
|                      |             | HOSE-DRAIN -----                                  | 1              |                |
|                      |             | ELBOW -----                                       | 1              |                |
|                      |             | ADAPTER -----                                     | 1              |                |
|                      |             | WASHER -----                                      | 1              |                |
|                      |             | DRAIN VALVE -----                                 | 1              |                |
|                      |             | VENT ASSEMBLY -----                               | 1              |                |
|                      |             | ATTACHING PARTS -----                             | 1              |                |
|                      |             | SCREW -----<br>*-----                             | 10             |                |
|                      |             | PLACARD-INSTRUCTION -----                         | 1              |                |
|                      |             | ATTACHING PARTS -----                             | 1              |                |
|                      |             | SCREW -----<br>*-----                             | 4              |                |

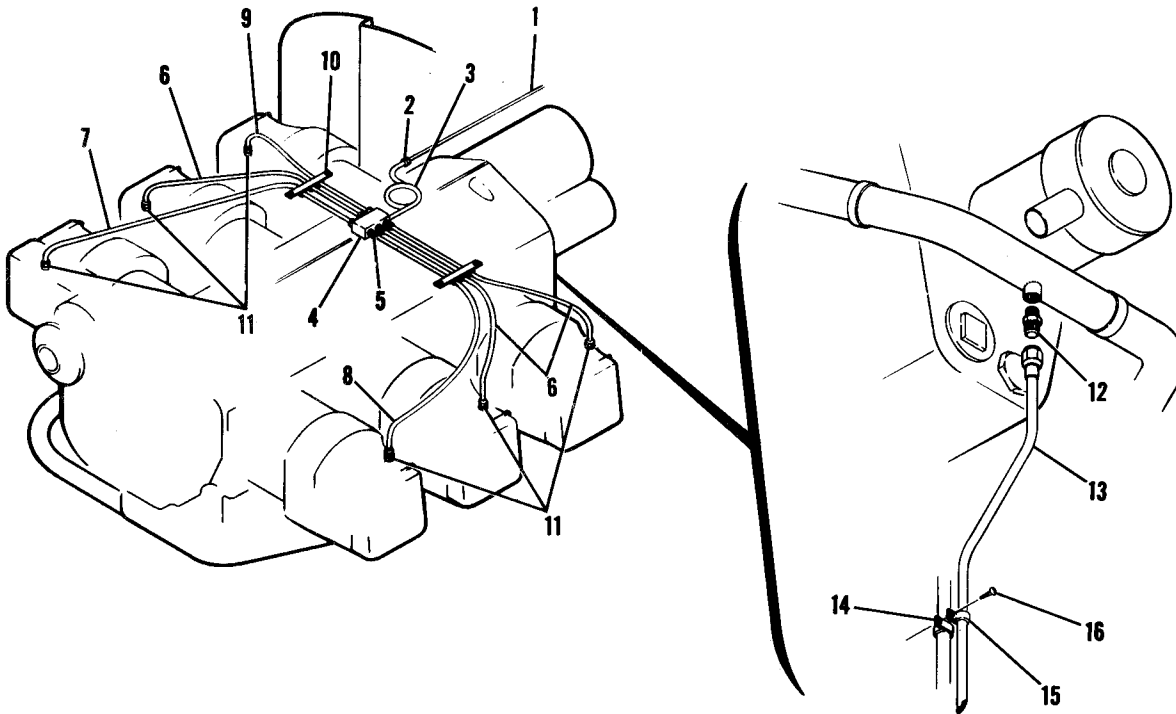
CONTINUED ON NEXT PAGE

| FIGURE AND INDEX NO. | PART NUMBER | DESCRIPTION                           | UNITS PER ASSY | USABLE ON CODE |
|----------------------|-------------|---------------------------------------|----------------|----------------|
|                      |             | <b>1 2 3 4 5 6 7</b>                  |                |                |
| 172 -37              | 782-6       | SWITCH-FUEL TRANSFER -----            | 1              |                |
| -38                  | 782-11      | PLACARD-FUEL TRANSFER SWITCH -----    | 1              |                |
| -39                  | 782-13      | PLACARD-CIRCUIT BREAKER -----         | 1              |                |
| -40                  | 782-10      | RETAINER-TANK CLOSURE -----           | 1              |                |
|                      |             | ATTACHING PARTS                       |                |                |
| -41                  | S102128-8   | SCREW -----                           | 8              |                |
|                      |             | ---*---                               |                |                |
| -42                  | 785-6       | ANGLE-CURTAIN -----                   | 1              |                |
| -43                  | 782-8       | PLACARD-BAGGAGE LOADING -----         | 1              |                |
| -44                  | 782-5       | GAGE-AUXILIARY FUEL -----             | 1              |                |
|                      |             | ATTACHING PARTS                       |                |                |
|                      | 0411897-3   | COVER PLATE -----                     | 1              |                |
|                      |             | ---*---                               |                |                |
|                      |             | A---172 SERIAL 17249545 THRU 17257161 |                |                |
|                      |             | F172 SERIAL F172-0001 THRU F172-0559  |                |                |



| FIGURE AND INDEX NO. | PART NUMBER | DESCRIPTION  | UNITS PER ASSY | USABLE ON CODE |
|----------------------|-------------|--|----------------|----------------|
| 173 -                |             | <b>1 2 3 4 5 6 7</b>                               |                |                |
| - 1                  | 1700121-100 | FUEL PRIMER INSTALLATION-THREE CYLINDER            | NP             | A              |
| - 2                  | AN4022-1    | LINE ASSEMBLY-CYLINDER 2 TO TEE                    | 1              |                |
|                      |             | ATTACHING PARTS                                    |                |                |
| - 3                  | 1700121-101 | JET-FUEL   | 1              |                |
|                      |             | -----*   |                |                |
| - 4                  | AN4022-1    | LINE ASSEMBLY-CYLINDER 4 TO TEE                    | 1              |                |
|                      |             | ATTACHING PARTS                                    |                |                |
| - 5                  | AN4022-1    | JET-FUEL   | 1              |                |
|                      |             | -----*   |                |                |
| - 6                  | AN824-2D    | TEE  | 2              |                |
| - 7                  | 1700121-95  | LINE ASSEMBLY-TEE TO TEE                           | 1              |                |
|                      |             | ATTACHING PARTS                                    |                |                |
| - 8                  | 0550100-8   | BRACKET  | 3              |                |
|                      | S148502     | CLAMP  | 3              |                |
|                      | S1021Z8-8C  | SCREW  | 3              |                |
|                      |             | -----*   |                |                |
| - 9                  | SEE FIG 167 | LINE ASSEMBLY-TEE TO FIREWALL                      | 1              |                |
| - 10                 | 1700121-94  | LINE ASSEMBLY-CYLINDER 1 TO TEE                    | 1              |                |
|                      |             | ATTACHING PARTS                                    |                |                |
| - 11                 | AN4022-1    | JET-FUEL   | 1              |                |
|                      | 0550100-8   | BRACKET  | 2              |                |
|                      | S148502     | CLAMP  | 2              |                |
|                      | S1021Z8-8C  | SCREW  | 2              |                |
|                      |             | -----*   |                |                |
| - 12                 | S1949-1     | TUBING-RUBBER .75 IN LG BULK ITEM REF S1949-1-0012 | 3              | B              |
| - 13                 | 71910       | CLAMP LYC  | 3              | B              |
|                      |             | ATTACHING PARTS                                    |                |                |
|                      | AN515-6-10  | SCREW  | 1              | B              |
|                      | MS21045L06  | NUT  | 1              | B              |
|                      |             | -----*   |                |                |
|                      |             | A---172 SERIAL 17256513 THRU 17263458              |                |                |
|                      |             | F172 SERIAL F17200805 THRU F17201234               |                |                |
|                      |             | B---172 SERIAL 17257828 THRU 17263458              |                |                |
|                      |             | F172 SERIAL F17200805 THRU F17201234               |                |                |

Fuel System (Cont)



**P172 SERIAL P17257120 THRU P17257188**

Figure 174. Six Cylinder Priming System Installation

| FIGURE AND INDEX NO. | PART NUMBER   | DESCRIPTION   | UNITS PER ASSY   | USABLE ON CODE |
|----------------------|---|---|------------------|----------------|
| 174 -                |   | <b>1 2 3 4 5 6 7</b><br>PRIMING SYSTEM INSTALLATION-SIX CYLINDER -----              | NP               | A              |
| - 1                  | 0500106-300   | LINE ASSEMBLY-PRIMER FIREWALL TO BAFFLE -----                                       | 1                |                |
| - 2                  | MS20823-2D<br>AN960D516<br>AN924-2D                 | UNION -----<br>WASHER -----<br>NUT -----  | 1<br>2<br>1      |                |
| - 3                  | 0500106-313<br>AN816-2D                             | LINE ASSEMBLY-PRIMER BAFFLE TO DISTRIBUTOR -----<br>NIPPLE -----                    | 1<br>1           |                |
| - 4                  | 0750125-10<br><br>0550202-9                         | DISTRIBUTOR-PRIMER -----<br>ATTACHING PARTS -----<br>BOLT -----                     | 1<br><br>1       |                |
| - 5                  | AN780-2   | NIPPLE -----  | 6                |                |
| - 6                  | 0750125-4   | LINE ASSEMBLY-PRIMER DISTRIBUTOR TO CYLINDERS 2, 3&4 -----                          | 3                |                |
| - 7                  | 0750125-1   | LINE ASSEMBLY-PRIMER DISTRIBUTOR TO CYLINDER 5 -----                                | 1                |                |
| - 8                  | 0750125-2   | LINE ASSEMBLY-PRIMER DISTRIBUTOR TO CYLINDER 6 -----                                | 1                |                |
| - 9                  | 0550202-3   | LINE ASSEMBLY-PRIMER DISTRIBUTOR TO CYLINDER 1 -----<br>ATTACHING PARTS -----       | 1<br><br>1       |                |
| -10                  | 0550202-11<br>0750125-9<br>S1021Z10-8<br>0750125-11 | BRACKET -----<br>CLAMP -----<br>SCREW -----<br>NUT -----                            | 2<br>2<br>4<br>4 |                |
| -11                  | AN4022-1  | NIPPLE-PRIMING JET -----  | 6                |                |
| -12                  | AN816-4D  | NIPPLE -----  | 1                |                |
| -13                  | 0500106-302   | LINE ASSEMBLY-MANIFOLD DRAIN -----<br>ATTACHING PARTS -----                         | 1<br><br>1       |                |
| -14                  | S1485D12L   | CLAMP -----   | 1                |                |
| -15                  | AN742D4   | CLAMP TIN -----   | 1                |                |
| -16                  | S1021Z10-8  | SCREW -----   | 1                |                |
|                      | AN932C2   | PLUG -----  | 1                |                |
|                      |   | A---P172 SERIAL P17257120 THRU P17257188<br>FP172 SERIAL FP172-0001 THRU FP172-0003 |                  |                |

## DIRECTIONAL & HORIZONTAL GYRO USAGE

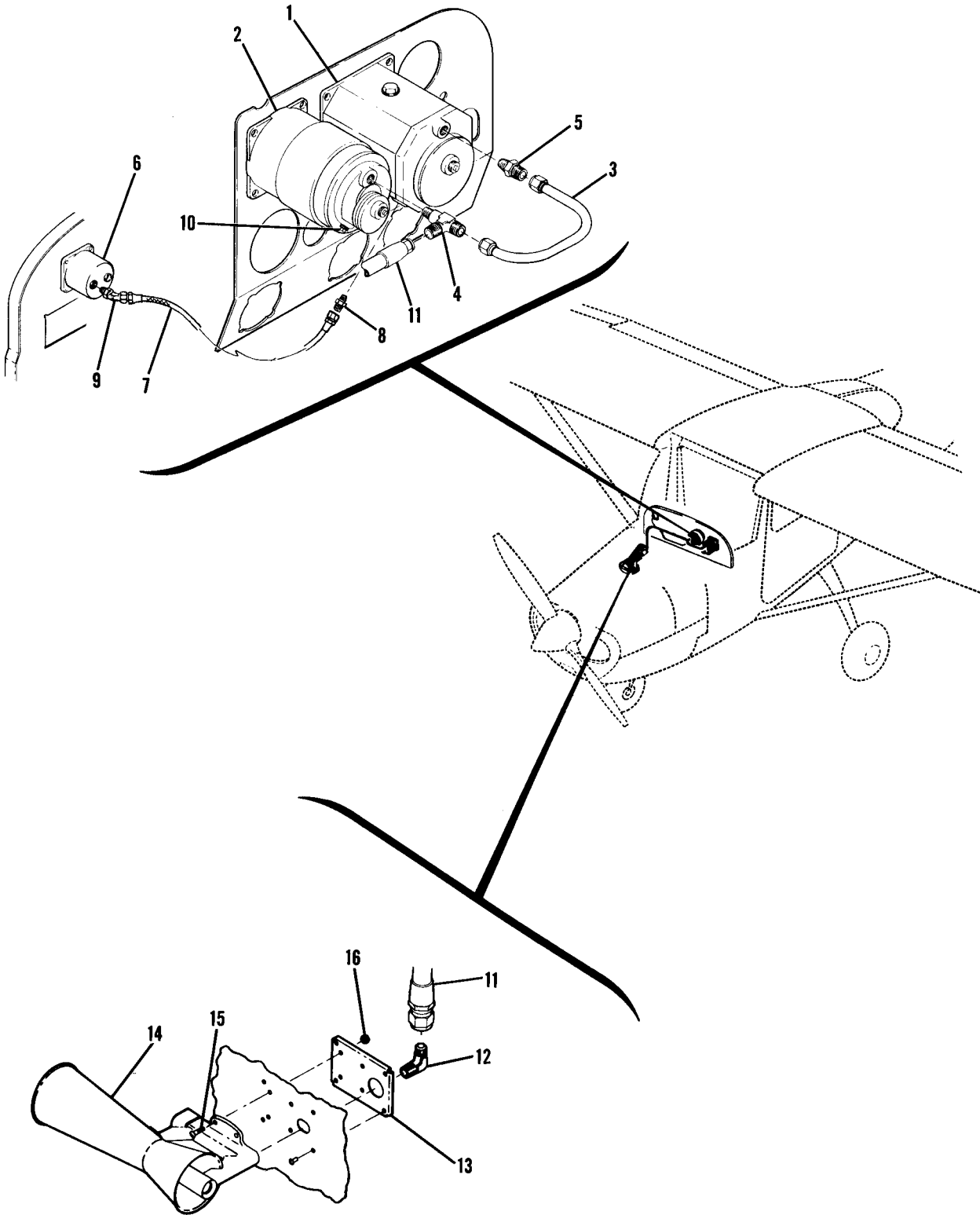
REFER TO FOLLOWING TABLE FOR REPLACEMENT GYROS WHEN ORIGINAL EQUIPMENT HAS BEEN EXHAUSTED

| ORIGINAL GYRO            | REPLACEMENT GYRO           |
|--------------------------|----------------------------|
| <u>HORIZONTAL GYROS</u>  | <u>HORIZONTAL GYROS</u>    |
| S1309N1                  | C661001-0201 OR AK172-116  |
| S1326N1                  | AK172-116*                 |
| S1472N1                  | C661001-0201 OR AK172-116* |
| S1473N1                  | C661001-0201 OR AK172-116* |
| C661001-0201             | AK172-116*                 |
| <u>DIRECTIONAL GYROS</u> | <u>DIRECTIONAL GYROS</u>   |
| S1316N1                  | C661002-0201 OR AK172-116  |
| S1327N1                  | AK172-116*                 |
| S1476N1                  | C661002-0201 OR AK172-116  |
| C661002-0201             | AK172-116*                 |

\*AK172-116 IS A KIT INCLUDING BOTH HORIZONTAL & DIRECTIONAL GYROS, A CENTRAL FILTER, SUCTION GAGE AND NECESSARY HARDWARE FOR INSTALLATION OF THESE PARTS

Figure 175. Directional & Horizontal Gyro Usage

Vacuum System



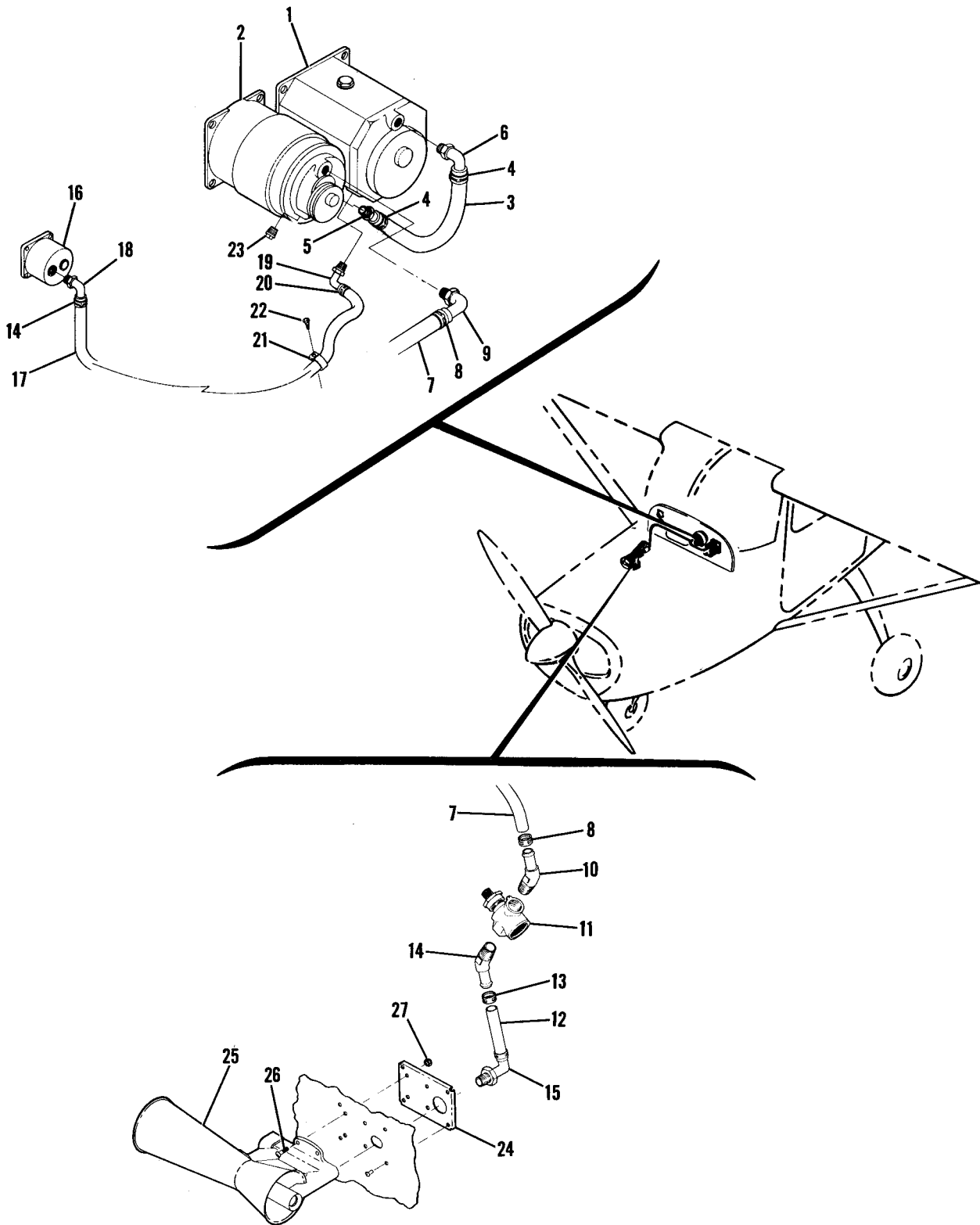
**172 SERIAL 17249545 THRU 17250572**

Figure 176. Venturi & Gyros System Installation



| FIGURE AND INDEX NO. | PART NUMBER    | DESCRIPTION   | UNITS PER ASSY | USABLE ON CODE |
|----------------------|----------------|---|----------------|----------------|
| 176 -                |                | <b>1 2 3 4 5 6 7</b><br>VENTURI & GYROS SYSTEM INSTALLATION ----- |                |                |
| - 1                  | S1316N1        | GYRO-DIRECTIONAL REMFD WHEN EXHAUSTED SEE FIG 175 ----            | NP             | A              |
| - 2                  | S1309N1        | GYRO-HORIZON REMFD WHEN EXHAUSTED SEE FIG 175 ----                | 1              |                |
| - 3                  | 0500106-229    | LINE ASSEMBLY-HORIZONTAL GYRO TO DIRECTIONAL GYRO -----           | 1              |                |
| - 4                  | MS20826-6D     | TEE -----   | 1              |                |
| - 5                  | AN816-6D       | NIPPLE -----  | 1              |                |
| - 6                  | S1414N1        | GAGE-SUCTION -----  | 1              |                |
| - 7                  | S1168-4-30     | HOSE ASSEMBLY-DIRECTIONAL GYRO TO SUCTION GAGE -----              | 1              | B              |
|                      | S1495-4        | HOSE 33 IN LG BULK ITEM REF S-1431-4-33.00 -----                  | 1              | C              |
|                      |                | ATTACHING PARTS   |                |                |
| - 8                  | MS20822-4-4D   | NIPPLE -----  | 1              | B              |
|                      | AN912-1D       | BUSHING -----   | 1              | C              |
|                      | IK-2-4         | FITTING AIRB -----  | 1              | C              |
| - 9                  | MS20823-4D     | ELBOW -----   | 1              | B              |
|                      | AN844-4D       | ELBOW -----   | 1              | C              |
|                      |                | ---*---   |                |                |
| -10                  | AN932D3        | PLUG -----  | 2              |                |
| -11                  | S1168-6-40 1/2 | HOSE ASSEMBLY -----   | 1              |                |
| -12                  | MS20822-6D     | ELBOW -----   | 1              |                |
| -13                  | 0511473-1      | STIFFENER-VENTURI -----   | 1              |                |
| -14                  | 0511318-1      | SUPER VENTURI -----   | 1              |                |
|                      |                | ATTACHING PARTS   |                |                |
| -15                  | AN515-10R10    | SCREW -----   | 4              |                |
| -16                  | MS21045L3      | NUT -----   | 4              |                |
|                      |                | ---*---   |                |                |
|                      |                | A---172 SERIAL 17249545 THRU 17250572                             |                |                |
|                      |                | B---172 SERIAL 17249545 THRU 17250157                             |                |                |
|                      |                | C---172 SERIAL 17250158 THRU 17250572                             |                |                |

Vacuum System (Cont)

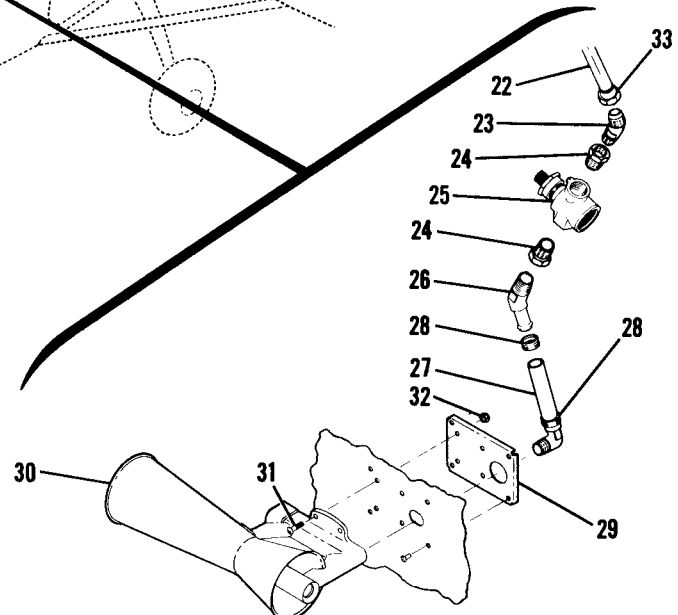
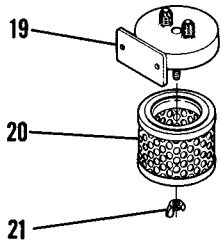
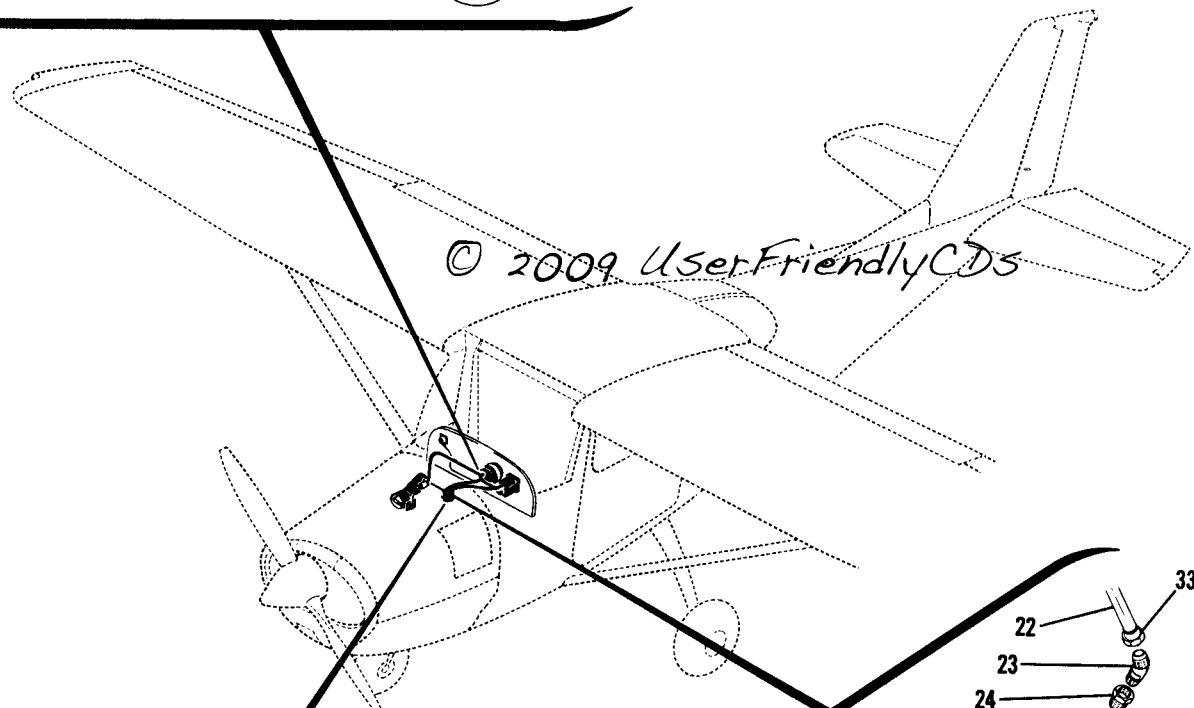
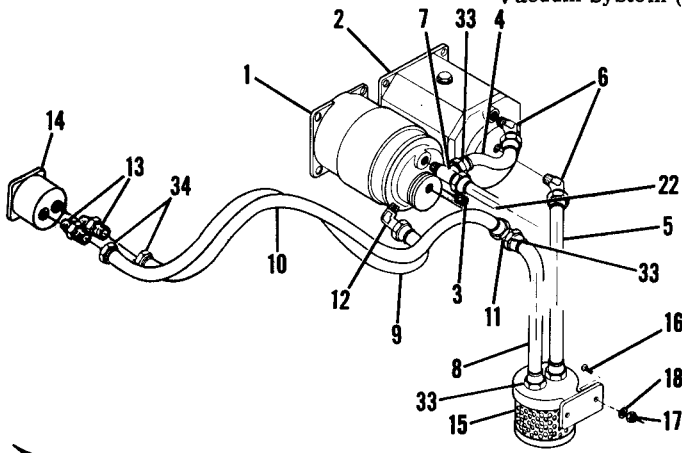


**172 SERIAL 17250573 THRU 17251822**

Figure 177. Venturi & Gyros System Installation

| FIGURE AND INDEX NO. | PART NUMBER  | DESCRIPTION   | UNITS PER ASSY | USABLE ON CODE |
|----------------------|--------------|---|----------------|----------------|
|                      |              | <b>1 2 3 4 5 6 7</b>                                    |                |                |
| 177 -                |              | VENTURI & GYROS SYSTEM INSTALLATION -----               | NP             | A              |
| - 1                  | S1316N1      | GYRO-DIRECTIONAL REMFD WHEN EXHAUSTED SEE FIG 175 ----- | 1              |                |
| - 2                  | S1309N1      | GYRO-HORIZON REMFD WHEN EXHAUSTED SEE FIG 175 -----     | 1              |                |
|                      | S1473N1      | GYRO-HORIZON ALTERNATE WHEN EXHAUSTED SEE FIG 175 ----- | 1              |                |
| - 3                  | S1495-6-     | HOSE-9.0 IN LG BULK ITEM REF S1495-6-9.00 -----         | 1              |                |
|                      |              | ATTACHING PARTS -----                                   |                |                |
| - 4                  | NAS397-12    | CLAMP -----   | 2              |                |
| - 5                  | 1K10-4-6     | ADAPTER AIRB -----                                      | 1              |                |
| - 6                  | 1K1-4-6      | ELBOW AIRB -----  | 1              |                |
|                      |              | ---*---   |                |                |
| - 7                  | S1495-8-     | HOSE-40.50 IN LG BULK ITEM REF S1495-8-40.50 -----      | 1              |                |
|                      |              | ATTACHING PARTS -----                                   |                |                |
| - 8                  | NAS397-14    | CLAMP -----   | 2              |                |
| - 9                  | 1K1-4-8      | ELBOW AIRB -----  | 1              |                |
| -10                  | AN844-8      | ELBOW -----   | 1              |                |
|                      |              | ---*---   |                |                |
| -11                  | C482001-0101 | VALVE-SUCTION RELIEF -----                              | 1              |                |
| -12                  | S1495-8-     | HOSE-2.30 IN LG BULK ITEM REF S1495-8-2.30 -----        | 1              |                |
|                      |              | ATTACHING PARTS -----                                   |                |                |
| -13                  | NAS397-14    | CLAMP -----   | 2              |                |
| -14                  | AN844-8      | ELBOW -----   | 1              |                |
| -15                  | 1K1-4-8      | ELBOW AIRB -----  | 1              |                |
|                      |              | ---*---   |                |                |
| -16                  | S1414N1      | GAGE-SUCTION -----                                      | 1              |                |
| -17                  | S1495-4-     | HOSE-40.00 IN LG BULK ITEM REF S1495-4-40.00 -----      | 1              |                |
|                      |              | ATTACHING PARTS -----                                   |                |                |
| -18                  | 1K1-2-4      | ELBOW AIRB -----  | 1              |                |
| -19                  | 1K1-4-4      | ELBOW AIRB -----  | 1              |                |
| -20                  | NAS397-8     | CLAMP -----   | 2              |                |
| -21                  | S1485D80     | CLAMP -----   | 3              |                |
| -22                  | S1021Z8-6    | SCREW -----   | 3              |                |
|                      |              | ---*---   |                |                |
| -23                  | MS20913-20   | PLUG -----  | 2              |                |
| -24                  | 0511473-1    | STIFFENER-VENTURI -----                                 | 1              |                |
| -25                  | 0511318-1    | SUPER VENTURI -----                                     | 1              |                |
|                      |              | ATTACHING PARTS -----                                   |                |                |
| -26                  | AN515-10R10  | SCREW -----   | 4              |                |
| -27                  | MS21045L3    | NUT -----   | 4              |                |
|                      |              | ---*---   |                |                |
|                      |              | A---172 SERIAL 17250573 THRU 17251822                   |                |                |

Vacuum System (Cont)

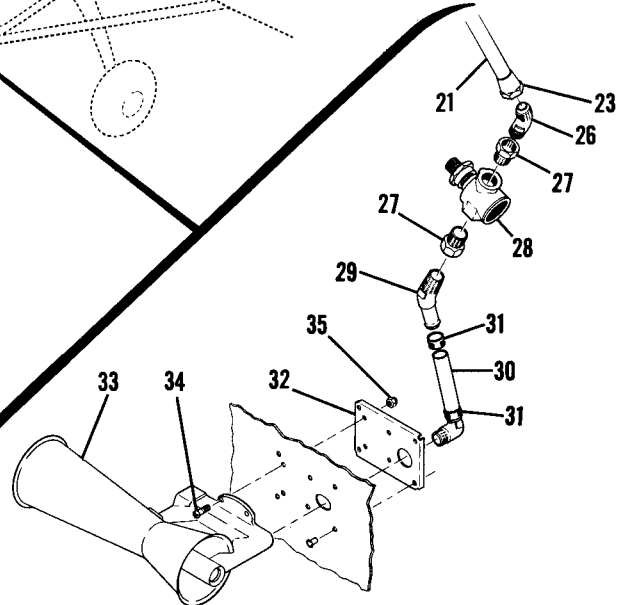
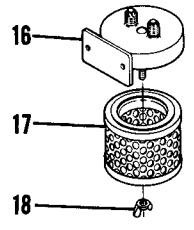

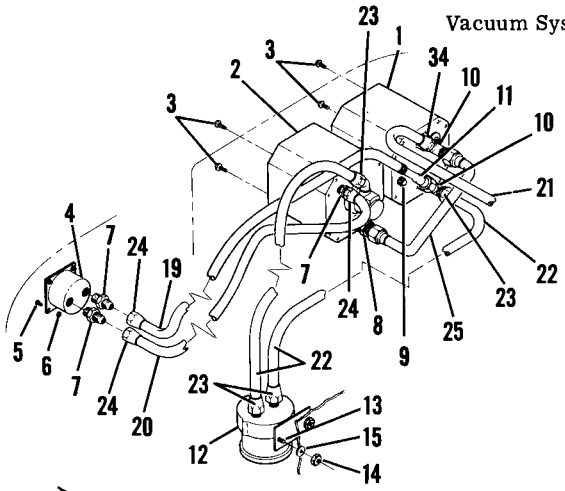


172 SERIAL 17252902 THRU 17254892  
172 SERIAL 17251823 THRU 17252758

Figure 178. Venturi & Gyros System Installation

| FIGURE AND INDEX NO.  | PART NUMBER  | DESCRIPTION   | UNITS PER ASSY | USABLE ON CODE |
|---|--------------|---|----------------|----------------|
| 178 -   |              | <b>1 2 3 4 5 6 7</b><br>VENTURI & GYROS SYSTEM INSTALLATION ----- | NP             | A              |
| - 1   | C661002-0201 | GYRO-DIRECTIONAL REMFD WHEN EXHAUSTED SEE FIG 175 -----           | 1              |                |
| - 2   | C661001-0201 | GYRO-HORIZON REMFD WHEN EXHAUSTED SEE FIG 175 -----               | 1              |                |
| - 3   | MS20913-2D   | PLUG -----  | 1              |                |
| - 4   | S1495-6      | HOSE 3.75 IN LG BULK ITEM REF S1495-6-3.75 -----                  | 1              |                |
| - 5   | S1495-6      | HOSE 12.75 IN LG BULK ITEM REF S1495-6-12.75 -----                | 1              |                |
| - 6   | MS20823-6D   | ELBOW -----   | 2              |                |
| - 7   | MS20826-6D   | TEE -----   | 1              |                |
| - 8   | S1495-6      | HOSE 10.00 IN LG BULK ITEM REF S1495-6-10.00 -----                | 1              |                |
| - 9   | S1495-4      | HOSE 27.50 IN LG BULK ITEM REF S1495-4-27.50 -----                | 1              |                |
| -10   | S1495-4      | HOSE 27.50 IN LG BULK ITEM REF S1495-4-27.50 -----                | 1              |                |
| -11   |              | ** TEE -----  | 1              |                |
| -12   | MS20822-4-4D | ELBOW -----   | 1              |                |
| -13   | AN816-4D     | NIPPLE -----  | 2              |                |
| -14   | S1414-1      | GAGE -----  | 1              |                |
| -15   | C294501-0101 | AIR FILTER -----  | 1              |                |
|   |              | ATTACHING PARTS   |                |                |
| -16   | AN520-10R10  | SCREW -----   | 2              |                |
| -17   | MS21044N3    | NUT -----   | 2              |                |
| -18   | AN960PD10    | WASHER -----  | 2              |                |
|   |              | ---*---   |                |                |
| -19   | C294501-0102 | BRACKET -----   | 1              |                |
| -20   | C294501-0103 | FILTER ELEMENT -----  | 1              |                |
|   |              | ATTACHING PARTS   |                |                |
| -21   | P2274        | NUT-WING DCI -----  | 1              |                |
|   |              | ---*---   |                |                |
| -22   | S1495-6      | HOSE 41.0 IN LG BULK ITEM REF S1495-6-41.00 -----                 | 1              |                |
| -23   | MS20823-6D   | ELBOW -----   | 1              |                |
| -24   | AN912-2      | BUSHING -----   | 2              |                |
| -25   | C482001-0101 | VALVE -----   | 1              |                |
| -26   | AN844-6D     | ELBOW -----   | 1              |                |
| -27   | S1495-6-     | HOSE 2.50 IN LG BULK ITEM REF S1495-6-2.50 -----                  | 1              |                |
| -28   | NAS397-10    | CLAMP -----   | 2              |                |
| -29   | 0511473-1    | STIFFENER -----   | 1              |                |
| -30   | 0511318-1    | SUPER VENTURI -----   | 1              |                |
|   |              | ATTACHING PARTS   |                |                |
| -31   | AN515-10R10  | SCREW -----   | 4              |                |
| -32   | MS21044N3    | NUT -----   | 4              |                |
|   |              | ---*---   |                |                |
| -33   | S1497-6      | FITTING-HOSE END -----  | 8              |                |
| -34   | S1497-4      | FITTING-HOSE END -----  | 4              |                |
| <p>NOTE. **ORDER 1 EACH MS20826-6D TEE, 1713039-1<br/>ELBOW ASSEMBLY &amp; NAS397-8 CLAMP.</p> <p>A---172 SERIAL 17251823 THRU 17252758<br/>172 SERIAL 17252902 THRU 17254892</p> |              |   |                |                |

Vacuum System (Cont)

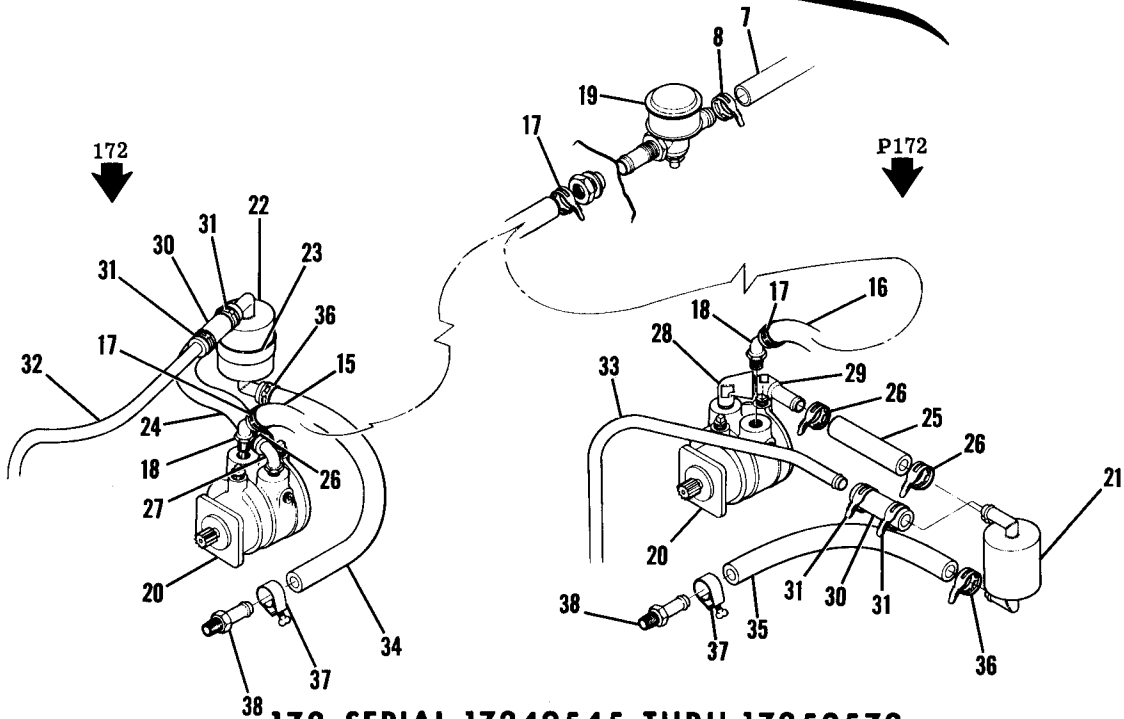
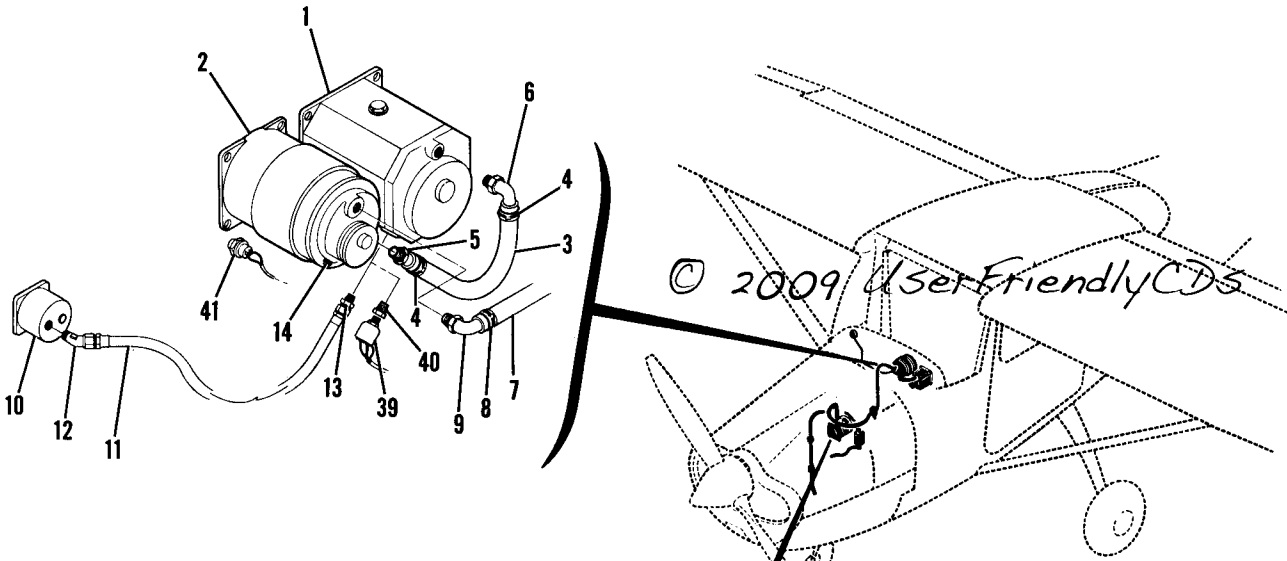


**172 SERIAL 17252759 THRU 17252901**  
**172 SERIAL 17254893 THRU 17256512**

Figure 179. Venturi & Gyro System Installation

| FIGURE AND INDEX NO.   | PART NUMBER  | DESCRIPTION  | UNITS PER ASSY | USABLE ON CODE |
|--|--------------|--|----------------|----------------|
|  |              | <b>1 2 3 4 5 6 7</b>                               |                |                |
| 179 -  |              | VENTURI & GYRO SYSTEM INSTALLATION -----           | NP             | A              |
| - 1  | C661002-0201 | GYRO-DIRECTIONAL NEW -----                         | 1              |                |
| - 2  | C661001-0201 | GYRO-HORIZON NEW -----                             | 1              |                |
|  |              | ATTACHING PARTS -----                              |                |                |
| - 3  | AN515B6R6    | SCREW -----  | 4              |                |
|  |              | -----*   |                |                |
| - 4  | S1414-1      | GAGE-SUCTION -----                                 | 1              |                |
|  |              | ATTACHING PARTS -----                              |                |                |
| - 5  | AN515B6R12   | SCREW -----  | 4              |                |
| - 6  | NAS395-6-3   | NUT -----  | 4              |                |
|  |              | -----*   |                |                |
| - 7  | AN816-4D     | NIPPLE -----                                       | 3              |                |
| - 8  | AN816-6D     | NIPPLE -----                                       | 1              |                |
| - 9  | MS20913-10   | PLUG -----   | 1              |                |
| -10  | MS20826-6D   | TEE -----  | 2              |                |
| -11  | 1713039-1    | ELBOW -----  | 1              |                |
|  | NAS397-8     | CLAMP -----  | 1              |                |
| -12  | C294501-0101 | AIR FILTER -----                                   | 1              |                |
|  |              | ATTACHING PARTS -----                              |                |                |
| -13  | AN520-10R10  | SCREW -----  | 2              |                |
| -14  | MS21044N3    | NUT -----  | 2              |                |
| -15  | AN96OPD10    | WASHER -----                                       | 2              |                |
|  |              | -----*   |                |                |
| -16  | C294501-0102 | BRACKET -----                                      | 1              |                |
| -17  | C294501-0103 | FILTER ELEMENT -----                               | 1              |                |
|  |              | ATTACHING PARTS -----                              |                |                |
| -18  | P2274        | NUT-WING DCI -----                                 | 1              |                |
|  |              | -----*   |                |                |
| -19  | S1495-4      | HOSE * IN LG BULK ITEM REF S1495-4-* -----         | 1              |                |
| -20  | S1495-4      | HOSE 27.50 IN LG BULK ITEM REF S1495-4-27.50 ----- | 1              |                |
| -21  | S1495-6      | HOSE 41.00 IN LG BULK ITEM REF S1495-6-41.00 ----- | 1              |                |
| -22  | S1495-6      | HOSE 14.75 IN LG BULK ITEM REF S1495-6-14.95 ----- | 2              |                |
| -23  | S1497-6      | FITTING-HOSE END -----                             | 6              |                |
| -24  | S1497-4      | FITTING-HOSE END -----                             | 3              |                |
| -25  | 0500118-38   | LINE ASSEMBLY -----                                | 1              |                |
| -26  | MS20823-6D   | ELBOW -----  | 1              |                |
| -27  | AN912-2      | BUSHING -----                                      | 2              |                |
| -28  | C482001-0101 | VALVE-RELIEF -----                                 | 1              |                |
| -29  | AN844-6      | ELBOW -----  | 1              |                |
| -30  | S1495-6      | HOSE 2.50 IN LG BULK ITEM REF S1495-6-2.50 -----   | 1              |                |
| -31  | NAS397-10    | CLAMP -----  | 2              |                |
| -32  | 0511473-1    | STIFFENER -----                                    | 1              |                |
| -33  | 0511318-1    | SUPER VENTURI -----                                | 1              |                |
|  |              | ATTACHING PARTS -----                              |                |                |
| -34  | AN515-10R10  | SCREW -----  | 4              |                |
| -35  | MS21044N3    | NUT -----  | 4              |                |
|  |              | -----*   |                |                |
| <p>NOTE. *LENGTHS TO BE ADDED LATER</p> <p>A---172 SERIAL 17252759 THRU 17252901<br/>172 SERIAL 17254893 THRU 17256512</p> |              |  |                |                |

Vacuum System (Cont)



**172 SERIAL 17249545 THRU 17250572**  
**P172 SERIAL P17257120 THRU P17257188**

Figure 180. Engine Driven Vacuum System Installation





| FIGURE AND INDEX NO. | PART NUMBER                                     | DESCRIPTION  | UNITS PER ASSY   | USABLE ON CODE   |
|----------------------|---|--|------------------|------------------|
|                      |   |  |                  |                  |
| 180 -                |   | VACUUM SYSTEM INSTALLATION-ENGINE DRIVEN   | NP               | A                |
| - 1                  | S1316N1<br>S1327N1                              | GYRO-DIRECTIONAL REMFD WHEN EXHAUSTED SEE FIG 175<br>INDICATOR-DIRECTIONAL GYRO-AZIMUTH-TYPE 34B<br>USED WITH VACUUM WARNING LIGHT WHEN EXHAUSTED<br>SEE FIG 175 | 1<br>1           |                  |
| - 2                  | S1309N1<br>S1326N1                              | GYRO-HORIZON REMFD WHEN EXHAUSTED SEE FIG 175<br>INDICATOR-GYRO HORIZON-TYPE 34B USED WITH<br>VACUUM WARNING LIGHTS WHEN EXHAUSTED SEE FIG 175                   | 1<br>1           |                  |
| - 3                  | S1495-6   | HOSE-7.50 IN LG BULK ITEM REF S-1431-6-7.50<br>ATTACHING PARTS   | 1                |                  |
| - 4                  | NAS397-12                                       | CLAMP  | 2                |                  |
| - 5                  | IK10-4-8  | FITTING-STRAIGHT AIRB  | 1                |                  |
| - 6                  | IK1-4-8   | FITTING AIRB   | 1                |                  |
| - 7                  | S1495-8   | HOSE-14.50 IN LG BULK ITEM REF S-1431-8-14.50<br>ATTACHING PARTS   | 1                |                  |
| - 8                  | NAS397-12                                       | CLAMP  | 2                |                  |
| - 9                  | IKI-4-8   | FITTING AIRB   | 1                |                  |
| -10                  | S1414N1   | GAGE-SUCTION WEU C668540-0101  | 1                |                  |
|                      | C668540-0101                                    | GAGE-SUCTION   | 1                |                  |
| -11                  | S1168-4-30<br>S1495-4                           | HOSE ASSEMBLY WHEN EXHAUSTED USE S1495-4<br>HOSE 33 IN LG BULK ITEM REF S-1495-4-33<br>ATTACHING PARTS   | 1<br>1           | D                |
| -12                  | MS20823-4D<br>AN844-4D                          | ELBOW  | 1                | D                |
| -13                  | MS20822-4-4D<br>AN912-10<br>IK1-2-4<br>NAS397-8 | ELBOW<br>BUSHING<br>FITTING<br>CLAMP   | 1<br>1<br>1<br>2 | E<br>D<br>E<br>E |
| -14                  | AN93203   | PLUG   | 2                |                  |
| -15                  | S1495-10  | HOSE 21.50 IN LG BULK ITEM REF S1495-10-21.50  | 1                |                  |
| -16                  | S1495-10  | HOSE 21.50 IN LG BULK ITEM REF S1495-10-21.50<br>ATTACHING PARTS   | 1                |                  |
| -17                  | NAS397-16                                       | CLAMP  | 2                |                  |
| -18                  | IK9-6   | FITTING AIRB   | 1                |                  |
| -19                  | 133A3<br>B3005A1                                | VALVE-RELIEF AIRB<br>FILTER-RELIEF VALVE AIRB  | 1<br>1           |                  |
| -20                  | C431001-0101                                    | PUMP-VACUUM  | 1                |                  |
| -21                  | 0850406-14                                      | SEPARATOR-OIL  | 1                | C                |
| -22                  | 0850406-6                                       | SEPARATOR-OIL<br>ATTACHING PARTS   | 1                | B                |
| -23                  | AN742036<br>AN3-4A<br>AN960PD10L                | CLAMP<br>BOLT<br>WASHER  | 1<br>1<br>2      | B<br>B<br>B      |
| -24                  | S1495-8   | HOSE 12.00 IN LG BULK ITEM REF S1495-8-12.00   | 1                |                  |
| -25                  | S1495-8   | HOSE 4.25 IN LG BULK ITEM REF S1495-8-4.25<br>ATTACHING PARTS  | 1                |                  |
| -26                  | NAS397-14                                       | CLAMP  | 2                |                  |
| -27                  | IKI-6-8   | FITTING AIRB   | 1                | B                |
| -28                  | AN914-3D  | ELBOW  | 1                | C                |
| -29                  | AN844-8D  | ELBOW  | 1                | C                |
| -30                  | S1495-8   | HOSE-3.50 IN LG BULK ITEM REF S-1431-8-3.50<br>ATTACHING PARTS   | 1                |                  |
| -31                  | NAS397-14                                       | CLAMP  | 2                |                  |

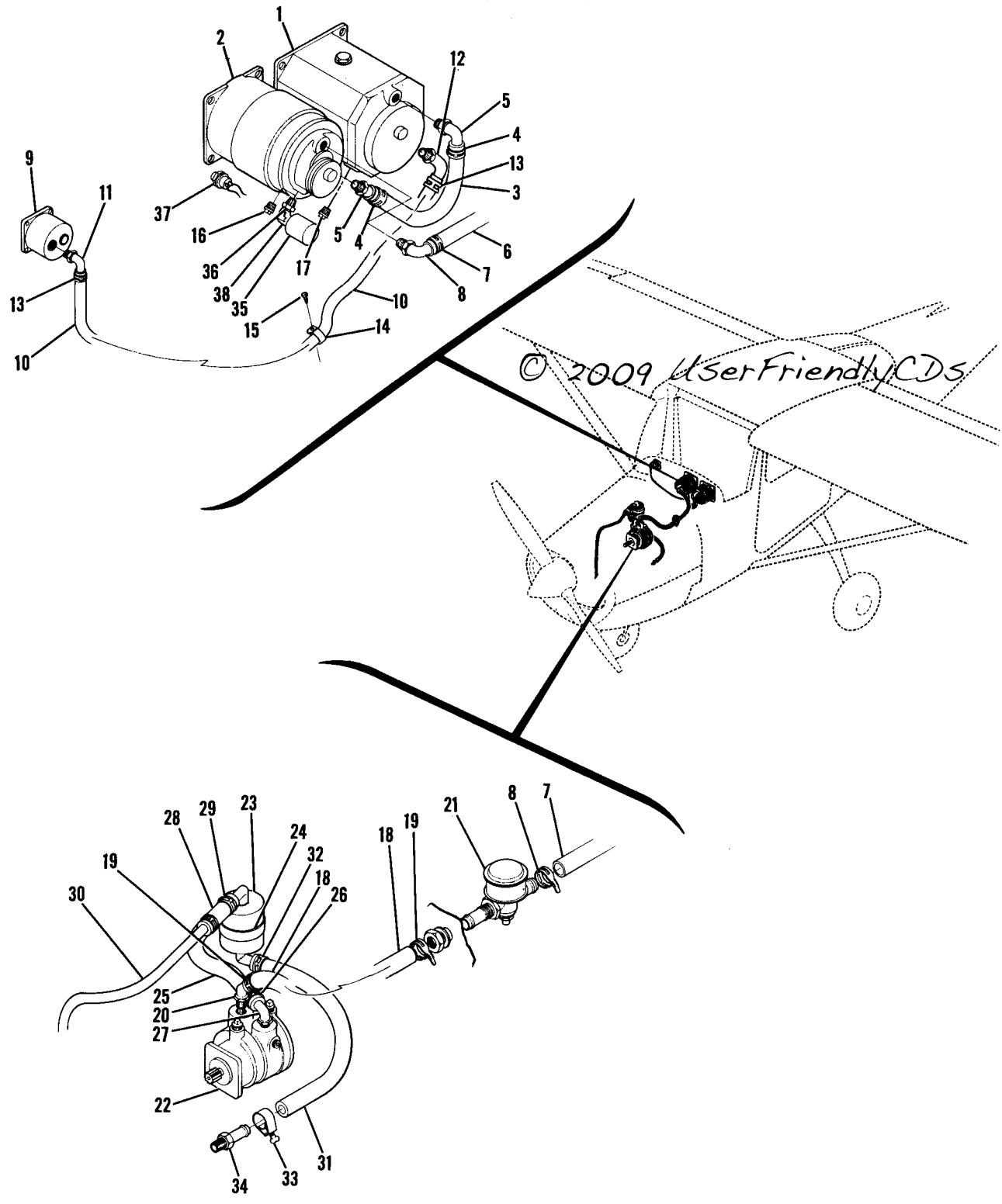
CONTINUED ON NEXT PAGE

| FIGURE AND INDEX NO. | PART NUMBER | DESCRIPTION   |       |       |           |                   |   | UNITS PER ASSY | USABLE ON CODE |
|----------------------|-------------|---|-------|-------|-----------|-------------------|---|----------------|----------------|
|                      |             | 1   | 2     | 3     | 4         | 5                 | 6 |                |                |
| 180 -32              | 0500106-364 | LINE-DRAIN -----  |       |       |           |                   |   | 1              | B              |
| -33                  | 0500106-315 | LINE-DRAIN -----  |       |       |           |                   |   | 1              | C              |
| -34                  | S1495-8     | HOSE  | 10.00 | IN LG | BULK ITEM | REF S1495-8-10.00 | 1 |                |                |
| -35                  | S1495-8     | HOSE  | 15.00 | IN LG | BULK ITEM | REF S1495-8-15.00 | 1 |                |                |
|                      |             | ATTACHING PARTS   |       |       |           |                   |   |                |                |
| -36                  | NAS397-14   | CLAMP -----   |       |       |           |                   |   | 1              |                |
| -37                  | AN737RM30   | CLAMP -----   |       |       |           |                   |   | 1              |                |
| -38                  | AN840-8D    | NIPPLE-HOSE -----   |       |       |           |                   |   | 1              |                |
|                      |             | -----*  |       |       |           |                   |   |                |                |
| -39                  | S1365-1     | SWITCH-VACUUM USED WITH VACUUM WARNING LIGHTS ONLY -----      |       |       |           |                   |   | 1              |                |
| -40                  | AN912-1D    | BUSHING USED WITH VACUUM WARNING LIGHTS ONLY -----            |       |       |           |                   |   | 1              |                |
| -41                  | S1284-1     | SWITCH-PUSH BUTTON USED WITH VACUUM WARNING LIGHTS ONLY ----- |       |       |           |                   |   | 1              |                |
|                      |             | A---172 SKYHAWK SERIAL 17249545 THRU 17250572                 |       |       |           |                   |   |                |                |
|                      |             | P172 SERIAL P17257120 THRU P17257188                          |       |       |           |                   |   |                |                |
|                      |             | F172 SERIAL F172-0001 THRU F172-0018                          |       |       |           |                   |   |                |                |
|                      |             | FP172 SERIAL FP172-0001 THRU FP172-0003                       |       |       |           |                   |   |                |                |
|                      |             | B---172 SKYHAWK SERIAL 17249545 THRU 17250572                 |       |       |           |                   |   |                |                |
|                      |             | F172 SERIAL F172-0001 THRU F172-0018                          |       |       |           |                   |   |                |                |
|                      |             | C---P172 SERIAL P17257120 THRU P17257188                      |       |       |           |                   |   |                |                |
|                      |             | FP172 SERIAL FP172-0001 THRU FP172-0003                       |       |       |           |                   |   |                |                |
|                      |             | D---172 SKYHAWK SERIAL 17249545 THRU 17250157                 |       |       |           |                   |   |                |                |
|                      |             | F172 SERIAL F172-0001 THRU F172-0009                          |       |       |           |                   |   |                |                |
|                      |             | P172 SERIAL P17257120 THRU P17257173                          |       |       |           |                   |   |                |                |
|                      |             | E---172 SKYHAWK SERIAL 17250158 THRU 17250572                 |       |       |           |                   |   |                |                |
|                      |             | F172 SERIAL F172-0010 THRU F172-0018                          |       |       |           |                   |   |                |                |
|                      |             | P172 SERIAL P17257174 THRU P17257188                          |       |       |           |                   |   |                |                |
|                      |             | FP172 SERIAL FP172-0001 THRU FP172-0003                       |       |       |           |                   |   |                |                |



| FIGURE AND INDEX NO.   | PART NUMBER | DESCRIPTION   | UNITS PER ASSY | USABLE ON CODE |
|------------------------|-------------|---|----------------|----------------|
| <b>1 2 3 4 5 6 7</b>   |             |   |                |                |
| 181 -                  |             | VACUUM SYSTEM INSTALLATION-ENGINE DRIVEN -----              | NP             | A              |
| - 1                    | S1316N1     | GYRO-DIRECTIONAL REMFD WHEN EXHAUSTED SEE FIG 175 -----     | 1              |                |
|                        | S1476N1     | GYRO-DIRECTIONAL ALTERNATE WHEN EXHAUSTED SEE FIG 175 ----- | 1              |                |
|                        | S1327N1     | GYRO-DIRECTIONAL-AZIMUTH-TYPE 348 USED WITH -----           | 1              |                |
|                        |             | VACUUM WARNING LIGHTS WHEN EXHAUSTED SEE FIG 175 -----      |                |                |
| - 2                    | S1309N1     | GYRO-HORIZON REMFD WHEN EXHAUSTED SEE FIG 175 -----         | 1              |                |
|                        | S1472N1     | GYRO-HORIZON ALTERNATE WHEN EXHAUSTED SEE FIG 175 -----     | 1              |                |
|                        | S1326N1     | GYRO-HORIZON-TYPE 348 USED WITH VACUUM WARNING -----        | 1              |                |
|                        |             | LIGHTS WHEN EXHAUSTED SEE FIG 175 -----                     |                |                |
| - 3                    | S1495-8     | HOSE 9.00 IN LG BULK ITEM REF S1495-8-9.00 -----            | 1              |                |
|                        |             | ATTACHING PARTS -----                                       |                |                |
| - 4                    | NAS397-12   | CLAMP -----   | 2              |                |
| - 5                    | IK1-4-6     | FITTING-DIRECTIONAL GYRO AIRB -----                         | 2              |                |
|                        | IK10-4-6    | ADAPTER-HORIZONTAL GYRO AIRB -----                          | 1              |                |
|                        |             | -----*  |                |                |
| - 6                    | S1495-8     | HOSE 14.50 IN LG BULK ITEM REF S1495-8-14.50 -----          | 1              |                |
|                        |             | ATTACHING PARTS -----                                       |                |                |
| - 7                    | NAS397-14   | CLAMP -----   | 2              |                |
| - 8                    | IK1-4-8     | FITTING AIRB -----  | 1              |                |
|                        |             | -----*  |                |                |
| CONTINUED ON NEXT PAGE |             |   |                |                |

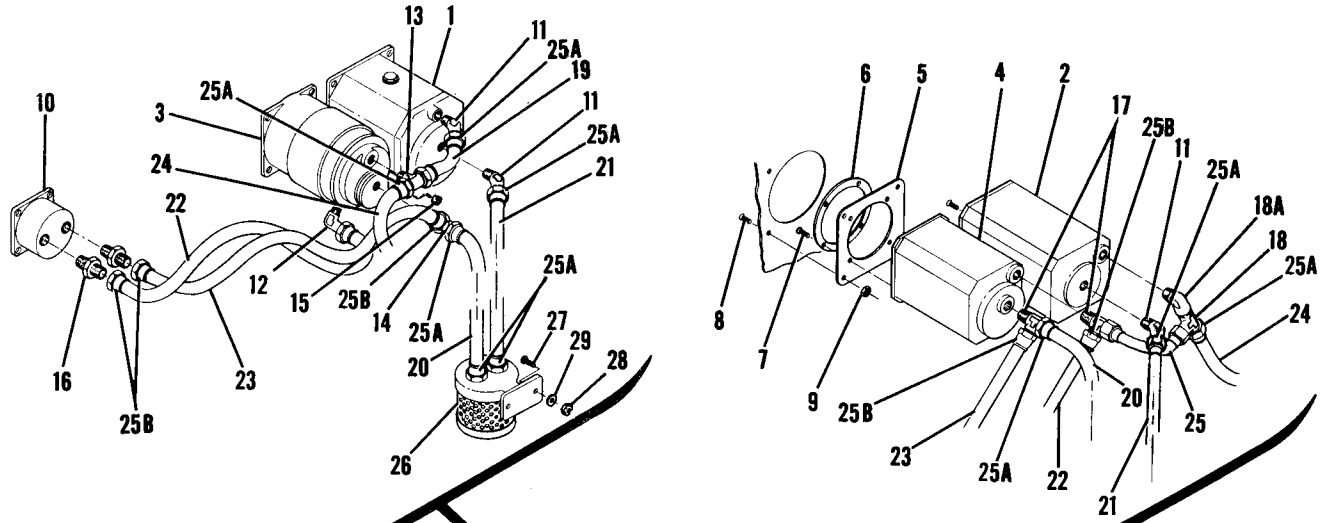
Vacuum System (Cont)



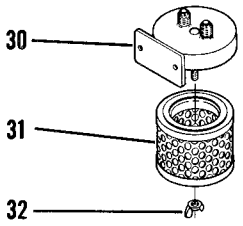
**F172 SERIAL F172-0019 THRU F172-0085**  
**172 SKYHAWK SERIAL 17250573 THRU 17251822**  
Figure 181. Engine Driven Vacuum System Installation

| FIGURE AND INDEX NO. | PART NUMBER  |   | DESCRIPTION   | UNITS PER ASSY | USABLE ON CODE |
|----------------------|--------------|---|---|----------------|----------------|
|                      |              |   | <b>1 2 3 4 5 6 7</b>                                    |                |                |
| 181 - 9              | S1414N1      | * | GAGE-SUCTION WEU C668540-0101                           | 1              |                |
|                      | C668540-0101 |   | GAGE-SUCTION  | 1              |                |
| -10                  | S1495-4      |   | HOSE 40.00 IN LG BULK ITEM REF S1495-4-40.0             | 1              |                |
|                      |              |   | ATTACHING PARTS   |                |                |
| -11                  | IK-2-4       | * | ELBOW   | 1              |                |
| -12                  | MS20913-2    | * | PLUG  | 1              |                |
| -13                  | NAS397-8     | * | CLAMP   | 2              |                |
| -14                  | S1485D8J     |   | CLAMP   | 3              |                |
| -15                  | S102128-6    | * | SCREW   | 3              |                |
|                      |              |   | ---   |                |                |
| -16                  | MS20913-2D   | * | PLUG  | 1              |                |
| -17                  | MS20913-2D   |   | PLUG USED WITH VACUUM WARNING LIGHTS ONLY               | 1              |                |
| -18                  | S1495-10     |   | HOSE 21.50 IN LG BULK ITEM REF S1495-10-21.50           | 1              |                |
|                      |              |   | ATTACHING PARTS   |                |                |
| -19                  | NAS397-16    |   | CLAMP   | 2              |                |
| -20                  | IK9-6-10     |   | FITTING AIRB  | 1              |                |
|                      |              |   | ---   |                |                |
| -21                  | 133A3        |   | VALVE-RELIEF AIRB                                       | 1              |                |
|                      | B3005A1      |   | FILTER-RELIEF VALVE AIRB                                | 1              |                |
| -22                  | C431001-0101 |   | PUMP-VACUUM   | 1              |                |
| -23                  | 0850406-6    |   | SEPARATOR-OIL   | 1              |                |
|                      |              |   | ATTACHING PARTS   |                |                |
| -24                  | AN742D34     |   | CLAMP   | 1              |                |
|                      | AN3-6A       |   | BOLT  | 1              |                |
|                      | AN9608D10L   |   | WASHER  | 2              |                |
|                      | NAS430D3-16  |   | SPACER  | 1              |                |
|                      | MS21044N3    |   | NUT   | 1              |                |
|                      |              |   | ---   |                |                |
| -25                  | S1495-8      |   | HOSE 12.00 IN LG BULK ITEM REF S1495-8-12.00            | 1              |                |
|                      |              |   | ATTACHING PARTS   |                |                |
| -26                  | NAS397-14    |   | CLAMP   | 2              |                |
| -27                  | IK1-6-8      |   | FITTING AIRB  | 1              |                |
|                      |              |   | ---   |                |                |
| -28                  | S1495-8      |   | HOSE 3.50 IN LG BULK ITEM REF S1495-8-3.50              | 1              |                |
|                      |              |   | ATTACHING PARTS   |                |                |
| -29                  | NAS397-14    |   | CLAMP   | 2              |                |
|                      |              |   | ---   |                |                |
| -30                  | 0500106-364  |   | LINE-DRAIN  | 1              |                |
| -31                  | S1495-8      |   | HOSE 15.00 IN LG BULK ITEM REF S1495-8-15.00            | 1              |                |
|                      |              |   | ATTACHING PARTS   |                |                |
| -32                  | NAS397-14    |   | CLAMP   | 1              |                |
| -33                  | AN737RM30    |   | CLAMP   | 1              |                |
| -34                  | AN840-8D     |   | NIPPLE-HOSE   | 1              |                |
|                      |              |   | ---   |                |                |
| -35                  | S1365-1      |   | SWITCH-VACUUM USED WITH VACUUM WARNING LIGHTS ONLY      | 1              |                |
| -36                  | AN912-10     |   | BUSHING USED WITH VACUUM WARNING LIGHTS ONLY            | 1              |                |
| -37                  | S1284-1      |   | SWITCH-PUSH BUTTON USED WITH VACUUM WARNING LIGHTS ONLY | 1              |                |
| -38                  | AN914-10     |   | ELBOW USED WITH VACUUM WARNING LIGHTS ONLY              | 1              |                |
|                      |              |   | NOTE* THESE PARTS ARE NOT USED WITH PICTORIAL GYROS     |                |                |
|                      |              |   | A---172 SKYHAWK SERIAL 17250573 THRU 17251822           |                |                |
|                      |              |   | F172 SERIAL F172-0019 THRU F172-0085                    |                |                |

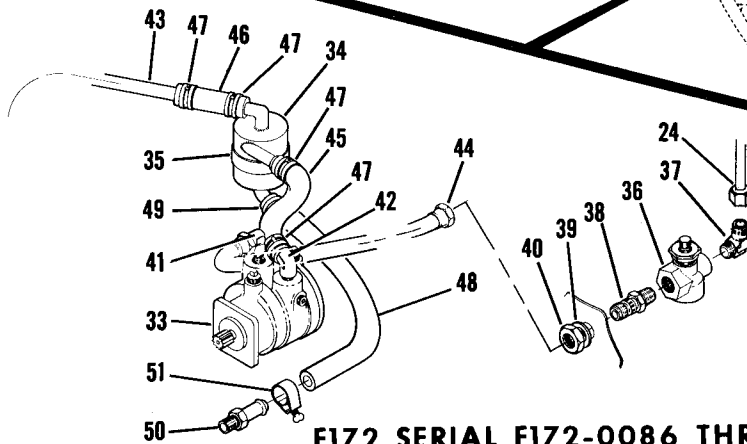
Vacuum System (Cont)



USED WITH NAV-O-MATIC



© 2009 UserFriendlyCDS



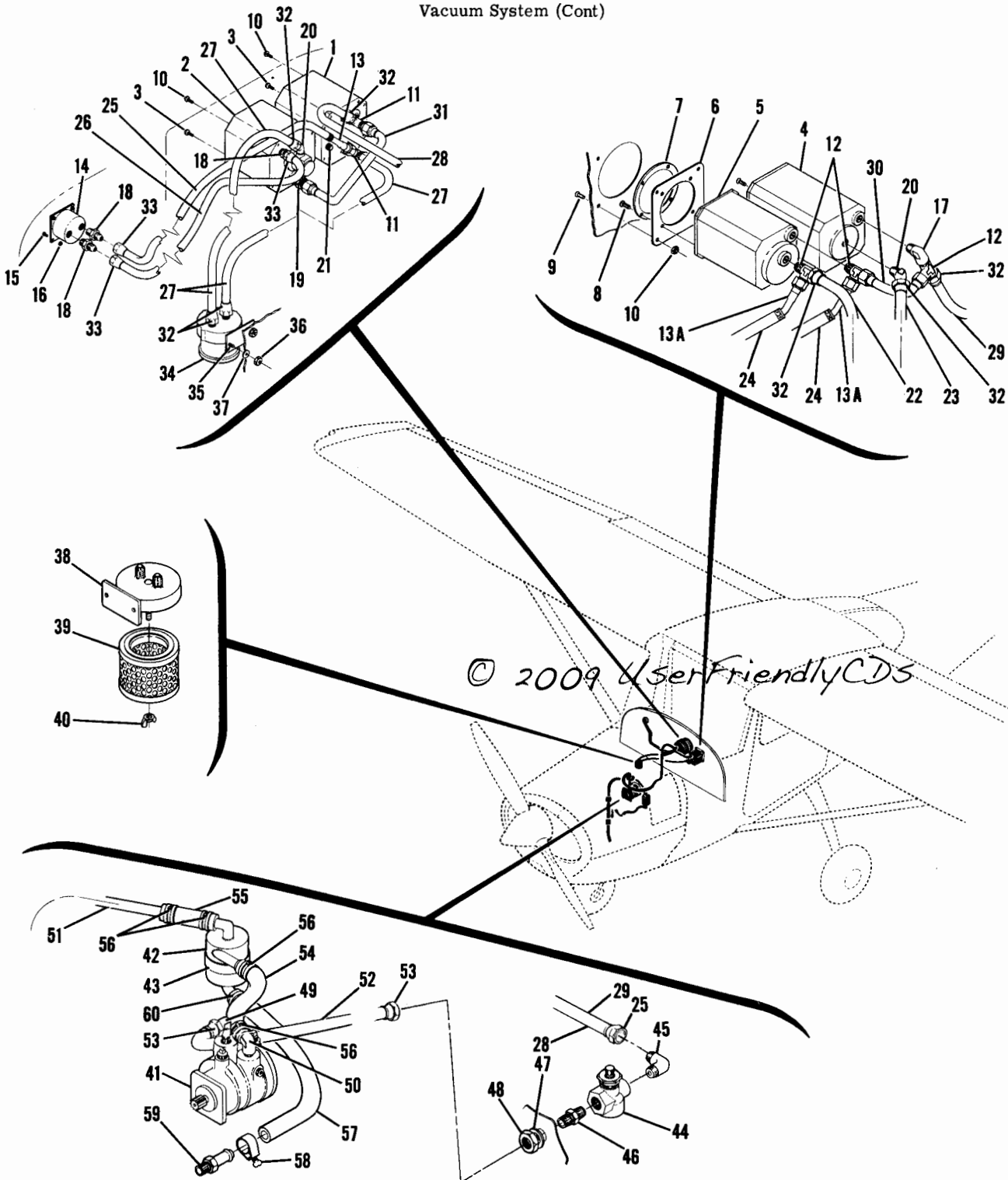
**F172 SERIAL F172-0086 THRU F172-0319**  
**172 SKYHAWK SERIAL 17251823 THRU 17252758**  
**172 SKYHAWK SERIAL 17252902 THRU 17254892**

Figure 182. Engine Driven Vacuum System Installation



| FIGURE AND INDEX NO. | PART NUMBER  | DESCRIPTION   | UNITS PER ASSY | USABLE ON CODE |
|----------------------|--------------|---|----------------|----------------|
|                      |              | <b>1 2 3 4 5 6 7</b>                                    |                |                |
| 182 -                |              | VACUUM SYSTEM INSTALLATION-ENGINE DRIVEN -----          | NP             | A              |
| - 1                  | C661002-0201 | GYRO-DIRECTIONAL REMFD WHEN EXHAUSTED SEE FIG 175 ----- | 1              |                |
| - 2                  | 30370-0100   | GYRO-DIRECTIONAL ARC -----                              | 1              |                |
| - 3                  | C661001-0201 | GYRO-HORIZON REMFD WHEN EXHAUSTED SEE FIG 175 -----     | 1              |                |
| - 4                  | 30475-0000   | GYRO-HORIZON ARC -----                                  | 1              |                |
| - 5                  | 0713749-6    | MOUNTING PLATE ASSEMBLY -----                           | 1              |                |
| - 6                  | 2104         | RING ARC -----  | 1              |                |
|                      |              | ATTACHING PARTS   |                |                |
| - 7                  | AN515-6R14   | SCREW -----   | 4              |                |
| - 8                  | AN507-1032R5 | SCREW -----   | 4              |                |
| - 9                  | MS21044N3    | NUT -----   | 4              |                |
|                      |              | ---*---   |                |                |
| -10                  | S1414N1      | GAGE WEU C668540-0101 -----                             | 1              |                |
| -11                  | MS20823-6D   | ELBOW -----   | 2              |                |
| -12                  | MS20822-4-4D | ELBOW -----   | 1              |                |
| -13                  | MS20825-6D   | TEE -----   | 1              |                |
| -14                  |              | ** TEE -----  | 1              |                |
| -15                  | MS20913-2D   | PLUG -----  | 1              |                |
| -16                  | AN816-4D     | ** NIPPLE -----   | 2              |                |
| -17                  |              | ** TEE -----  | 2              |                |
| -18                  | MS20826-6D   | TEE -----   | 1              |                |
| -18A                 | AN914-2D     | ELBOW -----   | 1              |                |
| -19                  | S1615-6      | HOSE 3.75 IN LG BULK ITEM REF S1615-6-3.75 -----        | 1              |                |
| -20                  | S1495-6      | HOSE 10.50 IN LG BULK ITEM REF S1495-6-10.50 -----      | 1              |                |
| -21                  | S1495-6      | HOSE 12.75 IN LG BULK ITEM REF S1495-6-12.75 -----      | 1              |                |
| -22                  | S1495-4      | HOSE 27.50 IN LG BULK ITEM REF S1495-4-27.50 -----      | 1              |                |
| -23                  | S1495-4      | HOSE 33.00 IN LG BULK ITEM REF S1495-4-33.00 -----      | 1              |                |
| -24                  | S1495-6      | HOSE 16.50 IN LG BULK ITEM REF S1495-6-16.50 -----      | 1              |                |
| -25                  | 0500118-37   | LINE ASSEMBLY -----                                     | 1              |                |
| -25A                 | S1497-6      | FITTING-HOSE END -----                                  | 8              |                |
| -25B                 | S1497-4      | FITTING-HOSE END -----                                  | 4              |                |
| -26                  | C294501-0101 | AIR FILTER ASSEMBLY -----                               | 1              |                |
|                      |              | ATTACHING PARTS   |                |                |
| -27                  | AN520-10R10  | SCREW -----   | 2              |                |
| -28                  | MS21044N3    | NUT -----   | 2              |                |
| -29                  | AN960PD10    | WASHER -----  | 1              |                |
|                      |              | ---*---   |                |                |
| -30                  | C294501-0102 | BRACKET -----   | 1              |                |
| -31                  | C294501-0103 | FILTER ELEMENT -----                                    | 1              |                |
|                      |              | ATTACHING PARTS   |                |                |
| -32                  | P2274        | NUT-WING DCI -----                                      | 1              |                |
|                      |              | ---*---   |                |                |
| -33                  | C431001-0101 | PUMP -----  | 1              |                |
| -34                  | C165001-0102 | OIL SEPARATOR -----                                     | 1              |                |
|                      |              | ATTACHING PARTS   |                |                |
| -35                  | AN742036     | CLAMP -----   | 2              |                |
|                      | AN960D10L    | WASHER -----  | 4              |                |
|                      | AN3-4A       | BOLT -----  | 1              |                |
|                      | MS21044N3    | NUT -----   | 1              |                |
|                      |              | ---*---   |                |                |
| -36                  | C482001-0101 | VALVE-RELIEF -----                                      | 1              |                |
| -37                  | MS20822-6D   | ELBOW -----   | 1              |                |
| -38                  | S1988-1      | FITTING -----   | 1              |                |
| -39                  | AN960D916    | WASHER -----  | 1              |                |
| -40                  | AN924-6D     | NUT -----   | 1              |                |
| -41                  | MS20822-6-6B | ELBOW -----   | 1              |                |
| -42                  | ANB42-8      | ELBOW -----   | 1              |                |
| -43                  | 0500106-378  | TUBE -----  | 1              |                |
| -44                  | S1499-6LL-   | HOSE ASSEMBLY -----                                     | 1              |                |
| -45                  | S1495-8-     | HOSE-XX IN LG BULK ITEM REF S-1495-8-XX -----           | 1              |                |
| -46                  | S1495-8-     | HOSE-XX IN LG BULK ITEM REF S-1495-8-XX -----           | 1              |                |
|                      |              | ATTACHING PARTS   |                |                |
| -47                  | NAS397-14    | CLAMP -----   | 2              |                |
|                      |              | ---*---   |                |                |
| -48                  | S1495-8      | HOSE-XX IN LG BULK ITEM REF S-1495-8-XX -----           | 1              |                |
|                      |              | ATTACHING PARTS   |                |                |
| -49                  | NAS397-14    | CLAMP -----   | 1              |                |
| -50                  | AN840-8D     | ADAPTER -----   | 1              |                |
| -51                  | AN737RM30    | CLAMP -----   | 1              |                |
|                      |              | ---*---   |                |                |
|                      |              | NOTE. LENGTHS TO BE ADDED LATER                         |                |                |
|                      |              | NOTE. **ORDER 1 EACH MS20826-6D TEE, 1713039-1          |                |                |
|                      |              | ELBOW ASSEMBLY, NAS397-8 CLAMP.                         |                |                |
|                      |              | A---172 SKYHAWK SERIAL 17251823 THRU 17252758           |                |                |
|                      |              | 172 SKYHAWK SERIAL 17252900 THRU 17254892               |                |                |
|                      |              | F172 SERIAL F172-0086 THRU F172-0319                    |                |                |

Vacuum System (Cont)



172 SKYHAWK SERIAL 17252759 THRU 17252901  
 172 SKYHAWK SERIAL 17254893 THRU 17256512  
 F172 SERIAL F172-0320 THRU F172-0559

Figure 183. Engine Driven Vacuum System Installation





| FIGURE AND INDEX NO. | PART NUMBER  | DESCRIPTION  | UNITS PER ASSY | USABLE ON CODE |
|----------------------|--------------|--|----------------|----------------|
|                      |              | <b>1 2 3 4 5 6 7</b>                                     |                |                |
| 183 -                |              | VACUUM SYSTEM INSTALLATION-ENGINE DRIVEN -----           | NP             | A              |
| - 1                  | C661002-0201 | GYRO-DIRECTIONAL NEW -----                               | 1              |                |
| - 2                  | C661001-0201 | GYRO-HORIZON NEW -----                                   | 1              |                |
|                      |              | ATTACHING PARTS -----                                    |                |                |
| - 3                  | AN51586-R6   | SCREW -----  | 4              |                |
|                      |              | -----*   |                |                |
| - 4                  | 30370-0100   | GYRO-DIRECTIONAL NAV-O-MATIC ONLY ARC -----              | 1              |                |
| - 5                  | 30475-0000   | GYRO-HORIZON NAV-O-MATIC ONLY ARC -----                  | 1              | B              |
|                      |              | WHEN EXHAUSTED USE 37570-0001 -----                      |                |                |
|                      | 37570-0001   | GYRO-ATTITUDE -----                                      | 1              | C              |
| - 6                  | 0713749-6    | MOUNTING PLATE ASSEMBLY -----                            | 1              |                |
| - 7                  | 2104         | RING ARC -----   | 1              |                |
|                      |              | ATTACHING PARTS -----                                    |                |                |
| - 8                  | AN515-6R14   | SCREW -----  | 4              |                |
| - 9                  | AN507-1032R5 | SCREW -----  | 4              |                |
| -10                  | MS21044N3    | NUT -----  | 4              |                |
|                      |              | -----*   |                |                |
| -11                  | MS20826-6D   | TEE -----  | 2              |                |
| -12                  | MS20826-6D   | TEE -----  | 3              |                |
| -13                  | 1713039-1    | ELBOW ASSEMBLY -----                                     | 1              |                |
|                      | NAS397-8     | CLAMP -----  | 1              |                |
| -13A                 | 1713039-1    | ELBOW ASSEMBLY -----                                     | 2              |                |
|                      | NAS397-8     | CLAMP -----  | 2              |                |
| -14                  | S1414-1      | GAGE ASSEMBLY-SUCTION WEU C668540-0101 -----             | 1              |                |
|                      | C668540-0101 | GAGE-SUCTION -----                                       | 1              |                |
|                      |              | ATTACHING PARTS -----                                    |                |                |
| -15                  | AN51586R12   | SCREW -----  | 4              |                |
| -16                  | AN340B6      | NUT -----  | 4              |                |
|                      | AN936A6      | WASHER -----   | 4              |                |
|                      |              | -----*   |                |                |
| -17                  | AN914-2D     | ELBOW -----  | 1              |                |
| -18                  | AN816-4D     | NIPPLE -----   | 3              |                |
| -19                  | AN816-6D     | NIPPLE -----   | 1              |                |
| -20                  | MS20823-6D   | ELBOW -----  | 1              |                |
| -21                  | MS20193-10   | PLUG -----   | 1              |                |
| -22                  | S1495-6      | HOSE 10.50 IN LG BULK ITEM REF S1495-6-10.50 -----       | 1              |                |
| -23                  | S1495-6      | HOSE 12.75 IN LG BULK ITEM REF S1495-6-12.75 -----       | 1              |                |
| -24                  | S1495-4      | HOSE 27.50 IN LG BULK ITEM REF S1495-4-27.50 -----       | 2              |                |
| -25                  | S1495-4      | HOSE * IN LG BULK ITEM REF S1495-4-* -----               | 1              |                |
| -26                  | S1495-4      | HOSE 27.50 IN LG 32.00 IN LG BKI REF S1495-4-32.00 ----- | 1              |                |
| -27                  | S1495-6      | HOSE 14.75 IN LG BULK ITEM REF S1495-6-14.75 -----       | 2              |                |
| -28                  | S1495-6      | HOSE 19.25 IN LG BULK ITEM REF S1495-6-19.25 -----       | 1              |                |
| -29                  | S1495-6      | HOSE 16.50 IN LG BULK ITEM REF S1495-6-16.50 -----       | 1              |                |
| -30                  | 0500118-37   | LINE ASSEMBLY -----                                      | 1              |                |
| -31                  | 0500118-38   | LINE ASSEMBLY -----                                      | 1              |                |
| -32                  | S1497-6      | FITTING-HOSE END -----                                   | 6              |                |
| -33                  | S1497-4      | FITTING-HOSE END -----                                   | 4              |                |
| -34                  | C294501-0101 | AIR FILTER ASSEMBLY -----                                | 1              |                |
|                      |              | ATTACHING PARTS -----                                    |                |                |
| -35                  | AN520-10R10  | SCREW -----  | 2              |                |
| -36                  | MS21044N3    | NUT -----  | 2              |                |
| -37                  | AN960PD10    | WASHER -----   | 2              |                |
|                      |              | -----*   |                |                |
| -38                  | C294501-0102 | BRACKET -----  | 1              |                |
| -39                  | C294501-0103 | FILTER ELEMENT -----                                     | 1              |                |
|                      |              | ATTACHING PARTS -----                                    |                |                |
| -40                  | P2274        | NUT-WING -----   | 1              |                |
|                      |              | -----*   |                |                |
| -41                  | C431001-0101 | PUMP -----   | 1              |                |
| -42                  | C165001-0102 | OIL SEPARATOR -----                                      | 1              |                |
|                      |              | ATTACHING PARTS -----                                    |                |                |
| -43                  | AN742034     | CLAMP -----  | 2              |                |
|                      | AN960D10L    | WASHER -----   | 4              |                |
|                      | AN3-4A       | BOLT -----   | 1              |                |
|                      | MS21044N3    | NUT -----  | 1              |                |
|                      |              | -----*   |                |                |
| -44                  | C482001-0101 | VALVE-RELIEF -----                                       | 1              |                |
| -45                  | MS20822-6-6D | ELBOW -----  | 1              |                |
| -46                  | S1988-1      | FITTING -----  | 1              |                |
| -47                  | AN960D16     | WASHER -----   | 1              |                |

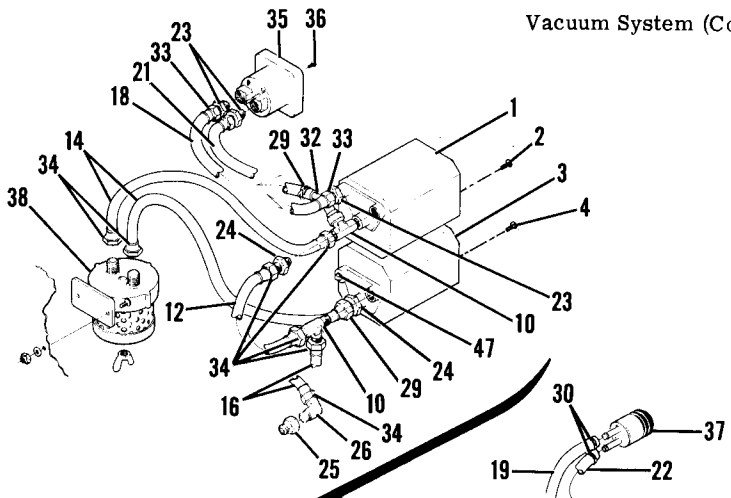
CONTINUED ON NEXT PAGE

| FIGURE AND INDEX NO.   | PART NUMBER  | DESCRIPTION                                | UNITS PER ASSY | USABLE ON CODE |
|--|--------------|--|----------------|----------------|
|  |              |  |                |                |
| 183 -48  | AN924-6D     | NUT -----                                  | 1              |                |
| -49  | MS20822-6-68 | ELBOW -----                                | 1              |                |
| -50  | AN842-8      | ELBOW -----                                | 1              |                |
| -51  | 0500106-378  | TUBE -----                                 | 1              |                |
| -52  | S1499-6LL    | HOSE ASSEMBLY -----                        | 1              |                |
| -53  | S1497-6      | FITTING-HOSE END -----                     | 2              |                |
| -54  | S1495-8      | HOSE-* IN LG BULK ITEM REF S1495-8-* ----- | 1              |                |
| -55  | S1495-8      | HOSE-* IN LG BULK ITEM REF S1495-8-* ----- | 1              |                |
|  |              | ATTACHING PARTS                            |                |                |
| -56  | NAS397-14    | CLAMP -----                                | 2              |                |
|  |              | -----*                                     |                |                |
| -57  | S1495-8      | HOSE-* IN LG BULK ITEM REF S1495-8-* ----- | 1              |                |
|  |              | ATTACHING PARTS                            |                |                |
| -58  | NAS397-14    | CLAMP -----                                | 1              |                |
| -59  | AN840-8D     | ADAPTER -----                              | 1              |                |
| -60  | AN737RM30    | CLAMP -----                                | 1              |                |
|  |              | -----*                                     |                |                |
| <p>NOTE. *LENGTH TO BE ADDED LATER</p> <p>A---172 SKYHAWK SERIAL 17252759 THRU 17252901<br/>           172 SKYHAWK SERIAL 17254893 THRU 17256512<br/>           F172 SERIAL F172-0320 THRU F172-0559</p> <p>B---172 SKYHAWK SERIAL 17252759 THRU 17252901<br/>           172 SKYHAWK SERIAL 17254893 THRU 17256512<br/>           F172 SERIAL F172-0320 THRU F172-0431<br/>           F172-0436 THRU F172-0442<br/>           F172-0444 THRU F172-0446</p> <p>C---F172 SERIAL F172-0432 THRU F172-0435,<br/>           F172-0443, F172-0447 THRU F172-0559</p> |              |  |                |                |

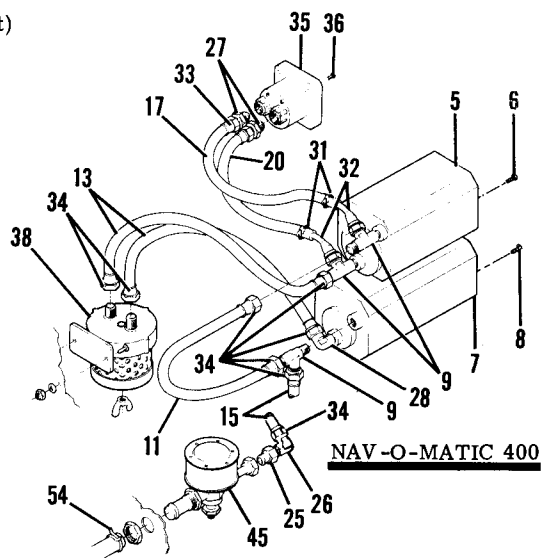
| FIGURE AND INDEX NO. | PART NUMBER      | DESCRIPTION   | UNITS PER ASSY | USABLE ON CODE |
|----------------------|------------------|---|----------------|----------------|
| 184 -                |                  | <b>1 2 3 4 5 6 7</b><br>VACUUM SYSTEM INSTALLATION -----  | NP             | A              |
| - 1                  | C661001-0501 **  | GYRO-HORIZON WEU C661001-0505 -----   | 1              | D              |
|                      | C661001-0505 **  | GYRO-HORIZON -----  | 1              | E              |
|                      | C661001-0502 **  | GYRO-HORIZON -----  | 1              |                |
|                      | C661001-0503 **  | GYRO-HORIZON -----  | 1              |                |
|                      | C661001-0504 **  | GYRO-HORIZON -----  | 1              |                |
|                      |                  | ATTACHING PARTS   |                |                |
| - 2                  | AN515B6R6        | SCREW -----   | 4              |                |
|                      |                  | -----*-----   |                |                |
| - 3                  | C661002-0501 *** | GYRO-DIRECTIONAL WEU C661002-0505 -----   | 1              | D              |
|                      | C661002-0505 *** | GYRO-DIRECTIONAL -----  | 1              | E              |
|                      | C661002-0301 *** | GYRO-DIRECTIONAL -----  | 1              |                |
|                      | C661002-0503 *** | GYRO-DIRECTIONAL WEU C661002-0506 -----   | 1              | D              |
|                      | C661002-0506 *** | GYRO-DIRECTIONAL -----  | 1              | E              |
|                      | C661002-0504 *** | GYRO-DIRECTIONAL -----  | 1              |                |
|                      |                  | ATTACHING PARTS   |                |                |
| - 4                  | AN515B6R6        | SCREW -----   | 3              |                |
|                      |                  | -----*-----   |                |                |
| - 5                  | 37570-0001       | GYRO-HORIZON ARC NAV-O-MATIC 400 -----<br>WEU 37570-0105  | 1              | H              |
|                      | 37570-0105       | GYRO-HORIZON ARC NAV-O-MATIC 400 -----  | 1              |                |
|                      |                  | ATTACHING PARTS   |                |                |
| - 6                  | AN515B6R6        | SCREW -----   | 4              |                |
|                      |                  | -----*-----   |                |                |
| - 7                  | 30370-0100       | GYRO-DIRECTIONAL ARC NAV-O-MATIC 400 -----<br>WEU 30370-0102  | 1              | H              |
|                      | 30370-0102       | GYRO-DIRECTIONAL ARC NAV-O-MATIC 400 -----<br>WEU 40760-0104  | 1              |                |
|                      | 30370-0100       | GYRO-DIRECTIONAL ARC NAV-O-MATIC 300 -----<br>WEU 30370-0102  | 1              |                |
|                      | 30370-0102       | GYRO-DIRECTIONAL ARC NAV-O-MATIC 300 -----<br>WEU 40760-0104  | 1              |                |
|                      |                  | ATTACHING PARTS   |                |                |
| - 8                  | AN515B6R6        | SCREW -----   | 3              |                |
|                      |                  | -----*-----   |                |                |
| - 9                  | MS20826-6D       | TEE NAV-O-MATIC 400 -----   | 3              | H              |
| -10                  | MS20826-6D       | TEE -----   | 2              |                |
| -11                  | S1495-6          | HOSE 15.00 IN LG BULK ITEM REF S1495-6-15.00 -----<br>FROM HORIZON GYRO TO DIRECTIONAL GYRO NAV-O-MATIC 400 | 1              | H              |
| -12                  | S1495-6          | HOSE 11.00 IN LG BULK ITEM REF S1495-6-11.00 -----<br>FROM HORIZON GYRO TO DIRECTIONAL GYRO                 | 1              |                |
| -13                  | S1495-6          | HOSE 17.00 IN LG BULK ITEM REF S1495-6-17.00 -----<br>FROM GYROS TO AIR FILTER NAV-O-MATIC 400              | 2              | H              |
| -14                  | S1495-6          | HOSE 14.75 IN LG BULK ITEM REF S1495-6-14.75 -----<br>FROM GYROS TO AIR FILTER                              | 2              |                |
| -15                  | S1495-6          | HOSE 18.50 IN LG BULK ITEM REF S1495-6-18.50 -----<br>FROM TEE TO RELIEF VALVE NAV-O-MATIC 400              | 1              | H              |
| -16                  | S1495-6          | HOSE 10.50 IN LG BULK ITEM REF S1495-6-10.50 -----<br>FROM TEE TO RELIEF VALVE                              | 1              |                |
| -17                  | S1495-4          | HOSE 36.00 IN LG BULK ITEM REF S1495-4-36.00 -----<br>FROM HORIZON GYRO TO SUCTION GAGE NAV-O-MATIC 400     | 1              | H              |
| -18                  | S1495-4          | HOSE 32.00 IN LG BULK ITEM REF S1495-4-32.00 -----<br>FROM HORIZON GYRO TO SUCTION GAGE                     | 1              | J              |
| -19                  | S1495-4          | HOSE 14.00 IN LG BULK ITEM REF S1495-4-14.00 -----<br>FROM HORIZON GYRO TO SUCTION GAGE                     | 1              | G              |
| -20                  | S1495-4          | HOSE 36.00 IN LG BULK ITEM REF S1495-4-36.00 -----<br>FROM HORIZON GYRO TO SUCTION GAGE NAV-O-MATIC 400     | 1              | H              |
| -21                  | S1495-4          | HOSE 32.00 IN LG BULK ITEM REF S1495-4-32.00 -----<br>FROM HORIZON GYRO TO SUCTION GAGE                     | 1              | J              |
| -22                  | S1495-4          | HOSE 10.00 IN LG BULK ITEM REF S1495-4-10.00 -----<br>FROM HORIZON GYRO TO SUCTION GAGE                     | 1              | G              |
| -23                  | AN816-4D         | NIPPLE STANDARD & NAV-O-MATIC 300 -----   | 3              | J              |
| -24                  | AN816-6D         | NIPPLE STANDARD & NAV-O-MATIC 300 -----   | 2              |                |
| -25                  | AN89408-6        | BUSHING -----   | 1              | B              |
| -26                  | AN821-8D         | ELBOW -----   | 1              | B              |
| -27                  | AN816-4D         | NIPPLE NAV-O-MATIC 400 -----  | 2              | H              |
| -28                  | MS20822-6D       | ELBOW NAV-O-MATIC 400 -----   | 1              | H              |
| -29                  | NAS397-8         | CLAMP -----   | 1              | J              |
| -30                  | NAS397-8         | CLAMP -----   | 3              | G              |
| -31                  | NAS397-8         | CLAMP NAV-O-MATIC 400 -----   | 2              | H              |
| -32                  | 1713039-1        | ELBOW ASSEMBLY -----  | 1              | J              |
|                      | 1713039-1        | ELBOW ASSEMBLY NAV-O-MATIC 400 -----  | 2              | H              |

CONTINUED ON NEXT PAGE

Vacuum System (Cont)

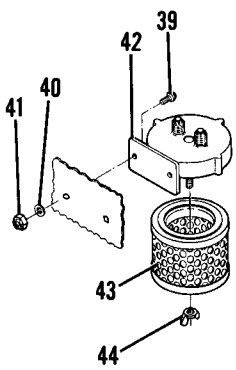


**F17200755 THRU F17200804**

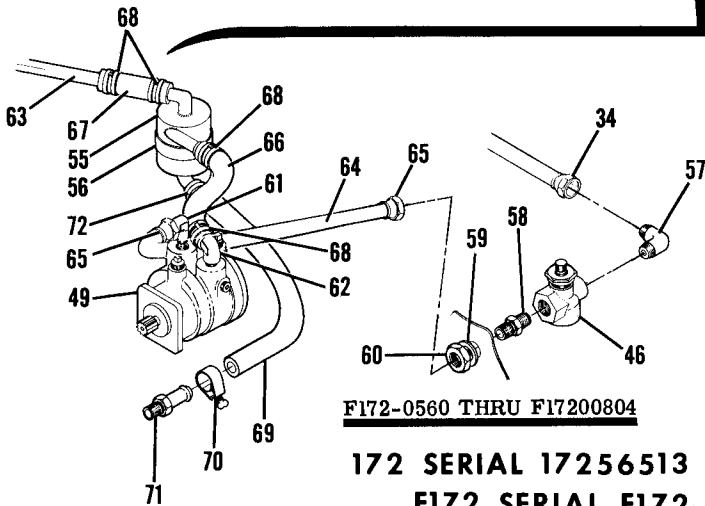


**NAV-O-MATIC 400**

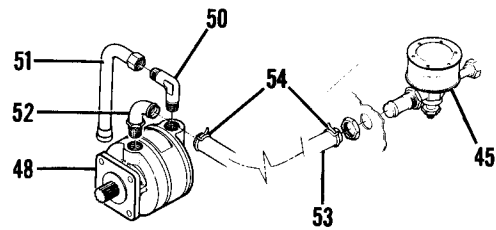
**17256513 THRU 17257161**



© 2009 UserFriendlyCDS



**F172-0560 THRU F17200804**



**17256513 THRU 17257164**

**172 SERIAL 17256513 THRU 17257164**  
**F172 SERIAL F172-0560 THRU F17200804**

Figure 184. Vacuum System Installation

| FIGURE AND INDEX NO. | PART NUMBER   | DESCRIPTION  |   |   |   |   |   |   | UNITS PER ASSY | USABLE ON CODE |
|----------------------|---------------|--|---|---|---|---|---|---|----------------|----------------|
|                      |               | 1  | 2 | 3 | 4 | 5 | 6 | 7 |                |                |
| 184 -33              | S1497-4       | FITTING -----                                      |   |   |   |   |   |   | 3              | J              |
|                      | S1497-4       | FITTING -----                                      |   |   |   |   |   |   | 1              | G              |
|                      | S1497-4       | FITTING NAV-O-MATIC 400 -----                      |   |   |   |   |   |   | 2              | H              |
| -34                  | S1497-6       | FITTING -----                                      |   |   |   |   |   |   | 8              |                |
| -35                  | S1414-1       | SUCTION GAGE WEU C668540-0101 -----                |   |   |   |   |   |   | 1              | J              |
|                      | C668540-0101  | SUCTION GAGE -----                                 |   |   |   |   |   |   | 1              | J              |
|                      |               | ATTACHING PARTS                                    |   |   |   |   |   |   |                |                |
| -36                  | AN51586R12    | SCREW -----  |   |   |   |   |   |   | 4              | J              |
|                      | AN34086       | NUT -----  |   |   |   |   |   |   | 4              | J              |
|                      | AN936A6       | WASHER -----                                       |   |   |   |   |   |   | 4              | J              |
|                      |               | ---*---  |   |   |   |   |   |   |                |                |
| -37                  | C668509-0101  | SUCTION GAGE -----                                 |   |   |   |   |   |   | 1              | G              |
| -38                  | C294501-0101  | AIR FILTER ASSEMBLY -----                          |   |   |   |   |   |   | 1              |                |
|                      |               | ATTACHING PARTS                                    |   |   |   |   |   |   |                |                |
| -39                  | AN520-10R10   | SCREW -----  |   |   |   |   |   |   | 2              |                |
| -40                  | AN960PD10     | WASHER -----                                       |   |   |   |   |   |   | 2              |                |
| -41                  | MS20365-1032C | NUT -----  |   |   |   |   |   |   | 2              |                |
|                      |               | ---*---  |   |   |   |   |   |   |                |                |
| -42                  | C294501-0102  | BRACKET -----                                      |   |   |   |   |   |   | 1              |                |
| -43                  | C294501-0103  | FILTER ELEMENT -----                               |   |   |   |   |   |   | 1              |                |
|                      |               | ATTACHING PARTS                                    |   |   |   |   |   |   |                |                |
| -44                  | P2274         | NUT-WING DC1 -----                                 |   |   |   |   |   |   | 1              |                |
|                      |               | ---*---  |   |   |   |   |   |   |                |                |
| -45                  | C482001-0201  | VALVE-RELIEF -----                                 |   |   |   |   |   |   | 1              | B              |
| -46                  | C482001-0101  | VALVE-RELIEF -----                                 |   |   |   |   |   |   | 1              | C              |
| -47                  | MS20913-1D    | PLUG STANDARD & NAV-O-MATIC 300 -----              |   |   |   |   |   |   | 1              |                |
|                      | MS20913-2D    | PLUG STANDARD & NAV-O-MATIC 300 -----              |   |   |   |   |   |   | 1              |                |
| -48                  | C431002-0102  | PUMP-VACUUM WEU C431003-0101 -----                 |   |   |   |   |   |   | 1              | B              |
|                      | C431003-0101  | PUMP-VACUUM -----                                  |   |   |   |   |   |   | 1              | B              |
| -49                  | C431001-0101  | PUMP-VACUUM -----                                  |   |   |   |   |   |   | 1              | C              |
| -50                  | MS20822-8D    | ELBOW -----  |   |   |   |   |   |   | 1              | B              |
| -51                  | 1400106-81    | EXHAUST TUBE -----                                 |   |   |   |   |   |   | 1              | B              |
| -52                  | LK1-6-10      | FITTING AIRB -----                                 |   |   |   |   |   |   | 1              | B              |
| -53                  | S1495-10      | HOSE 19.00 IN LG BKI REF S1495-10-19.00 -----      |   |   |   |   |   |   | 1              | B              |
|                      |               | ATTACHING PARTS                                    |   |   |   |   |   |   |                |                |
| -54                  | S1494-16      | CLAMP -----  |   |   |   |   |   |   | 2              | B              |
|                      |               | ---*---  |   |   |   |   |   |   |                |                |
| -55                  | C165001-0102  | OIL SEPARATOR -----                                |   |   |   |   |   |   | 1              | C              |
|                      |               | ATTACHING PARTS                                    |   |   |   |   |   |   |                |                |
| -56                  | AN742D34      | CLAMP -----  |   |   |   |   |   |   | 2              |                |
|                      | AN960D10L     | WASHER -----                                       |   |   |   |   |   |   | 4              |                |
|                      | AN3-4A        | BOLT -----   |   |   |   |   |   |   | 1              |                |
|                      | MS21044N3     | NUT -----  |   |   |   |   |   |   | 1              |                |
|                      |               | ---*---  |   |   |   |   |   |   |                |                |
| -57                  | MS20822-6-6D  | ELBOW -----  |   |   |   |   |   |   | 1              | C              |
| -58                  | S1988-1       | FITTING -----                                      |   |   |   |   |   |   | 1              | C              |
| -59                  | AN960D916     | WASHER -----                                       |   |   |   |   |   |   | 1              | C              |
| -60                  | AN924-6D      | NUT -----  |   |   |   |   |   |   | 1              | C              |
| -61                  | MS20822-6-6B  | ELBOW -----  |   |   |   |   |   |   | 1              | C              |
| -62                  | AN842-8       | ELBOW -----  |   |   |   |   |   |   | 1              | C              |
| -63                  | 0500106-378   | TUBE -----   |   |   |   |   |   |   | 1              | F              |
|                      | 0500118-122   | TUBE -----   |   |   |   |   |   |   | 1              | G              |
|                      |               | ATTACHING PARTS                                    |   |   |   |   |   |   |                |                |
|                      | MS21919DG8    | CLAMP ATTACH TO ENGINE MOUNT -----                 |   |   |   |   |   |   | 1              | G              |
|                      | MS21919DG12   | CLAMP ATTACH TO 0500118-122 TUBE -----             |   |   |   |   |   |   | 1              | G              |
|                      | S1021Z8-8     | SCREW -----  |   |   |   |   |   |   | 1              | G              |
|                      | NAS395-12-1   | NUT -----  |   |   |   |   |   |   | 1              | G              |
|                      |               | ---*---  |   |   |   |   |   |   |                |                |
| -64                  | S1495-6       | HOSE * IN LG BULK ITEM REF S1495-6-* -----         |   |   |   |   |   |   | 1              | C              |
| -65                  | S1497-6       | FITTING -----                                      |   |   |   |   |   |   | 1              | C              |
| -66                  | S1495-8       | HOSE 14.50 IN LG BULK ITEM REF S1495-8-14.50 ----- |   |   |   |   |   |   | 1              | C              |
| -67                  | S1495-8       | HOSE 3.50 IN LG BULK ITEM REF S1495-8-3.50 -----   |   |   |   |   |   |   | 1              | C              |
|                      |               | ATTACHING PARTS                                    |   |   |   |   |   |   |                |                |
| -68                  | NAS397-14     | CLAMP -----  |   |   |   |   |   |   | 2              | C              |
|                      |               | ---*---  |   |   |   |   |   |   |                |                |

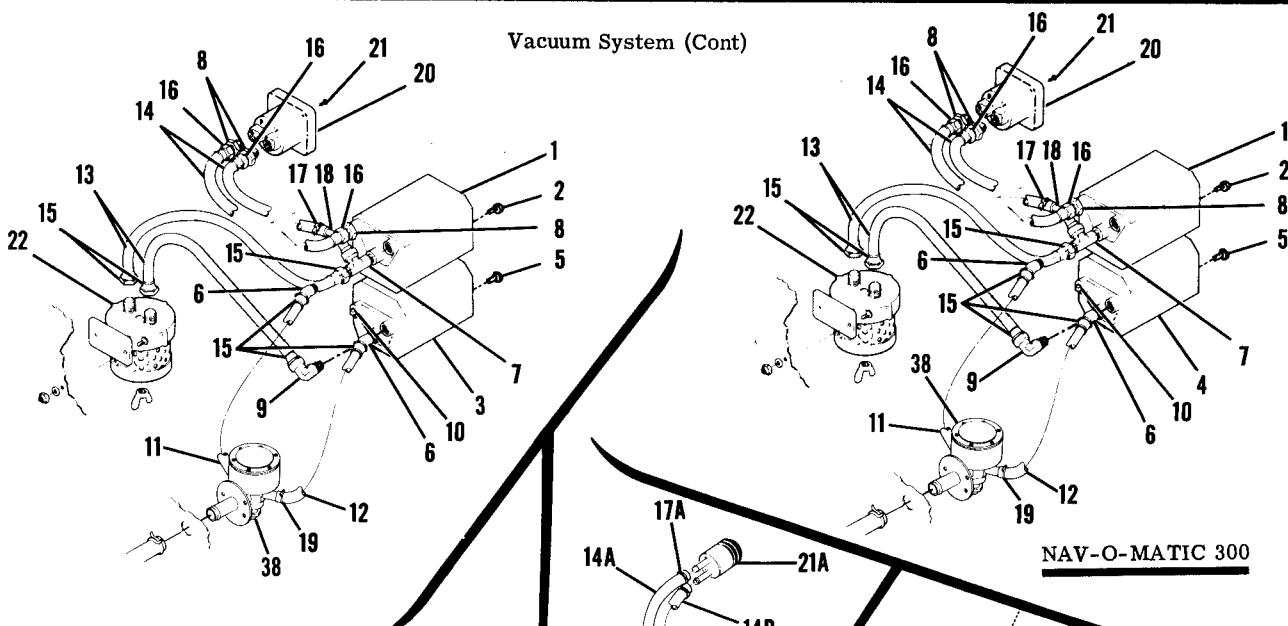
CONTINUED ON NEXT PAGE

| FIGURE AND INDEX NO.   | PART NUMBER                                   | DESCRIPTION   | UNITS PER ASSY   | USABLE ON CODE   |
|--|---|---|------------------|------------------|
| 184 -69<br>-70<br>-71<br>-72   | S1495-8<br>NAS397-14<br>AN840-8D<br>AN737RM30 | <p style="text-align: center;"><b>1 2 3 4 5 6 7</b></p> HOSE 21.75 IN LG BULK ITEM REF S1495-8-21.75 -----<br>ATTACHING PARTS<br>CLAMP -----<br>ADAPTER -----<br>CLAMP -----<br>-----*----- | 1<br>1<br>1<br>1 | C<br>C<br>C<br>C |
| <p>NOTE. *LENGTH TO BE DETERMINED LATER</p> <p>NOTE. **THESE GYROS ARE PHYSICALLY &amp; FUNCTIONALLY INTERCHANGEABLE.</p> <p>NOTE. ***THESE GYROS ARE PHYSICALLY &amp; FUNCTIONALLY INTERCHANGEABLE WITH THE EXCEPTION THAT -0301, -0503, -0506 &amp; -0504 CANNOT BE USED ON AIRCRAFT WITHOUT CAM ROLLER ASSEMBLY.</p> <p>A---172 SERIAL 17256513 THRU 17257164<br/>                     F172 SERIAL F172-0560 THRU F17200804<br/>                     B---172 SERIAL 17256513 THRU 17257164<br/>                     C---F172 SERIAL F172-0560 THRU F17200804<br/>                     D---172 SERIAL 17256513 THRU 17257164<br/>                     F172 SERIAL F172-0560 THRU F17200754<br/>                     E---F172 SERIAL F17200755 THRU F17200804<br/>                     F---F172 SERIAL F172-0560 THRU F17200754<br/>                     G---F172 SERIAL F17200755 THRU F17200804<br/>                     H---172 SERIAL 17256513 THRU 17257161<br/>                     J---172 SERIAL 17256513 THRU 17257164<br/>                     F172 SERIAL F172-0560 THRU F17200754</p> |   |   |                  |                  |

| FIGURE AND INDEX NO. | PART NUMBER      | DESCRIPTION                      |             |                      |                   |       |   | UNITS PER ASSY | USABLE ON CODE |
|----------------------|------------------|----------------------------------|-------------|----------------------|-------------------|-------|---|----------------|----------------|
|                      |                  | 1                                | 2           | 3                    | 4                 | 5     | 6 |                |                |
| 185 -                |                  | VACUUM SYSTEM INSTALLATION ----- |             |                      |                   |       |   | NP             | A              |
| - 1                  | C661001-0501 **  | GYRO-HORIZON                     | WEU         | C661001-0505         | -----             |       | 1 |                |                |
|                      | C661001-0505 **  | GYRO-HORIZON                     | WEU         | C661076-0102         | -----             |       | 1 | F              |                |
|                      | C661076-0102 **  | GYRO-HORIZON                     | -----       |                      |                   |       | 1 | G              |                |
|                      | C661001-0502 **  | GYRO-HORIZON                     | ALT         | WEU C661076-0101     | -----             |       | 1 | F              |                |
|                      | C661076-0101 **  | GYRO-HORIZON                     | ALT         | -----                |                   |       | 1 | G              |                |
|                      | C661001-0503 **  | GYRO-HORIZON                     | ALT         | WEU C661076-0105     | -----             |       | 1 | F              |                |
|                      | C661076-0105 **  | GYRO-HORIZON                     | ALT         | -----                |                   |       | 1 | G              |                |
|                      | C661001-0504 **  | GYRO-HORIZON                     | ALT         | WEU C661076-0103     | -----             |       | 1 | F              |                |
|                      | C661076-0103 **  | GYRO-HORIZON                     | ALT         | -----                |                   |       | 1 | G              |                |
|                      | C661001-0504 **  | GYRO-HORIZON                     | ALT         | -----                |                   |       | 1 | K              |                |
|                      | C661076-0105 **  | GYRO-HORIZON                     | ALT         | -----                |                   |       | 1 | K              |                |
|                      |                  | ATTACHING PARTS                  |             |                      |                   |       |   |                |                |
| - 2                  | AN515B6R6        | SCREW                            | -----       |                      |                   |       | 4 |                |                |
| - 3                  | C661002-0501 *** | GYRO-DIRECTIONAL                 | WEU         | C661002-0505         | -----             |       | 1 |                |                |
|                      | C661002-0505 *** | GYRO-DIRECTIONAL                 | WEU         | C661075-0104         | -----             |       | 1 | F              |                |
|                      | C661075-0104 *** | GYRO-DIRECTIONAL                 | -----       |                      |                   |       | 1 | G              |                |
|                      | C661002-0301 *** | GYRO-DIRECTIONAL                 | ALT         | WEU C661075-0106     | -----             |       | 1 | F              |                |
|                      | C661075-0106 *** | GYRO-DIRECTIONAL                 | ALT         | -----                |                   |       | 1 | G              |                |
|                      | C661002-0503 *** | GYRO-DIRECTIONAL                 | ALT         | WEU C661002-0506     | -----             |       | 1 |                |                |
|                      | C661002-0506 *** | GYRO-DIRECTIONAL                 | ALT         | WEU C661075-0103     | -----             |       | 1 | F              |                |
|                      | C661075-0103 *** | GYRO-DIRECTIONAL                 | ALT         | -----                |                   |       | 1 | G              |                |
|                      | C661002-0504 *** | GYRO-DIRECTIONAL                 | ALT         | WEU C661075-0101     | -----             |       | 1 | F              |                |
|                      | C661075-0101 *** | GYRO-DIRECTIONAL                 | ALT         | -----                |                   |       | 1 | G              |                |
|                      | C661075-0106 *** | GYRO-DIRECTIONAL                 | ALT         | -----                |                   |       | 1 | K              |                |
| - 4                  | 30370-0100       | GYRO-DIRECTIONAL                 | ARC         | NAV-O-MATIC 300 ONLY | -----             |       | 1 | F              |                |
|                      |                  | WEU 30370-0102                   |             |                      |                   |       |   |                |                |
|                      | 30370-0102       | GYRO-DIRECTIONAL                 | ARC         | NAV-O-MATIC 300 ONLY | -----             |       | 1 | H              |                |
|                      |                  | WEU 40760-0104                   |             |                      |                   |       |   |                |                |
|                      | 40760-104        | GYRO-DIRECTIONAL                 | ARC         | NAV-O-MATIC 300 ONLY | -----             |       | 1 | J              |                |
|                      |                  | ATTACHING PARTS                  |             |                      |                   |       |   |                |                |
| - 5                  | AN515B6R6        | SCREW                            | -----       |                      |                   |       | 3 |                |                |
| - 6                  | MS20822-6D       | ELBOW                            | -----       |                      |                   |       | 2 |                |                |
| - 7                  | MS20825-6D       | TEE                              | -----       |                      |                   |       | 1 |                |                |
| - 8                  | AN816-4D         | NIPPLE                           | -----       |                      |                   |       | 3 |                |                |
| - 9                  | MS20822-6D       | ELBOW                            | -----       |                      |                   |       | 1 |                |                |
| -10                  | MS20913-1D       | PLUG                             | -----       |                      |                   |       | 1 |                |                |
|                      | MS20913-2D       | PLUG                             | -----       |                      |                   |       | 1 |                |                |
| -11                  | S1495-6          | HOSE                             | 12.00 IN LG | BULK ITEM            | REF S1495-6-12.00 | ----- | 1 |                |                |
|                      |                  | GYRO-HORIZON TO RELIEF VALVE     |             |                      |                   |       |   |                |                |
| -12                  | S1495-6          | HOSE                             | 12.00 IN LG | BULK ITEM            | REF S1495-6-12.00 | ----- | 1 |                |                |
|                      |                  | GYRO-DIRECTIONAL TO RELIEF VALVE |             |                      |                   |       |   |                |                |
| -13                  | S1495-6          | HOSE                             | 14.75 IN LG | BULK ITEM            | REF S1495-6-14.75 | ----- | 2 | L              |                |
|                      |                  | GYROS TO AIR FILTER              |             |                      |                   |       |   |                |                |
| -13A                 | S1495-6          | HOSE                             | 17.00 IN LG | BULK ITEM            | REF S1495-6-17.00 | ----- | 1 | M              |                |
|                      |                  | GYRO-HORIZON TO AIR FILTER       |             |                      |                   |       |   |                |                |
|                      | S1495-6          | HOSE                             | 18.50 IN LG | BULK ITEM            | REF S1495-6-18.50 | ----- | 1 | M              |                |
|                      |                  | GYRO-DIRECTIONAL TO AIR FILTER   |             |                      |                   |       |   |                |                |
| -14                  | S1495-4          | HOSE                             | 36.00 IN LG | BULK ITEM            | REF S1495-4-36.00 | ----- | 2 | B              |                |
|                      |                  | GYRO-HORIZON TO SUCTION GAGE     |             |                      |                   |       |   |                |                |
| -14A                 | S1495-4          | HOSE                             | 14.00 IN LG | BULK ITEM            | REF S1495-4-14.00 | ----- | 1 | C              |                |
|                      |                  | GYRO-HORIZON TO SUCTION GAGE     |             |                      |                   |       |   |                |                |
| -14B                 | S1495-4          | HOSE                             | 16.00 IN LG | BULK ITEM            | REF S1495-4-16.00 | ----- | 1 | C              |                |
|                      |                  | GYRO-HORIZON TO SUCTION GAGE     |             |                      |                   |       |   |                |                |
| -15                  | S1497-6          | FITTING                          | -----       |                      |                   |       | 6 | L              |                |
|                      | S1497-6          | FITTING                          | -----       |                      |                   |       | 4 | M              |                |
| -15A                 | S2209-1          | STA STRAP                        | -----       |                      |                   |       | 2 | M              |                |
| -16                  | S1497-4          | FITTING                          | -----       |                      |                   |       | 3 | B              |                |
|                      | S1497-4          | FITTING                          | -----       |                      |                   |       | 1 | C              |                |
| -17                  | NAS397-8         | CLAMP                            | -----       |                      |                   |       | 1 | B              |                |
| -17A                 | NAS397-8         | CLAMP                            | -----       |                      |                   |       | 3 | C              |                |
| -18                  | 1713039-1        | ELBOW ASSEMBLY                   | -----       |                      |                   |       | 1 |                |                |
| -19                  | S1494-9          | CLAMP                            | -----       |                      |                   |       | 2 |                |                |
| -20                  | S1414-1          | GAGE-SUCTION                     | -----       |                      |                   |       | 1 | B              |                |
|                      |                  | ATTACHING PARTS                  |             |                      |                   |       |   |                |                |
| -21                  | AN515B6R12       | SCREW                            | -----       |                      |                   |       | 4 | B              |                |
| -21A                 | C668509-0101     | GAGE-SUCTION                     | -----       |                      |                   |       | 1 | C              |                |
| -22                  | C294501-0101     | AIR FILTER ASSEMBLY              | -----       |                      |                   |       | 1 | L              |                |

CONTINUED ON NEXT PAGE

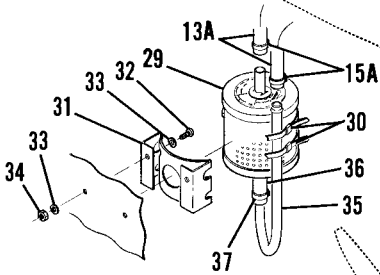
Vacuum System (Cont)



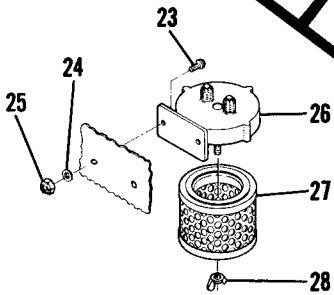
NAV-O-MATIC 300

17259224 THRU 17263458

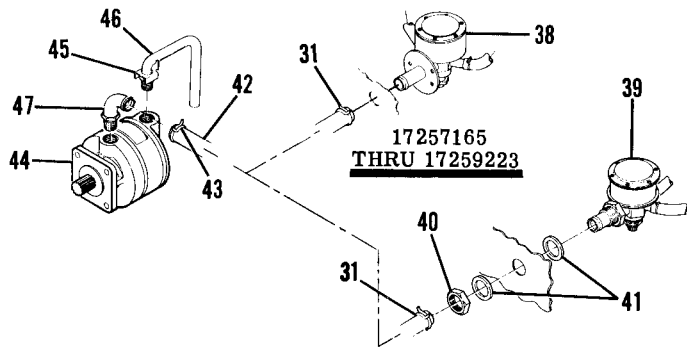
© 2009 UserFriendlyCDS



17262867 THRU 17263458



17257165 THRU 17262866



17257165 THRU 17259223

17259224 THRU 17263458

172 SERIAL 17257165 THRU 17263458  
F172 SERIAL F17200805 THRU F17201234

Figure 185. Vacuum System Installation





| FIGURE AND INDEX NO. | PART NUMBER     | DESCRIPTION  | UNITS PER ASSY | USABLE ON CODE |
|----------------------|-----------------|--|----------------|----------------|
|                      |                 |  |                |                |
| 185 -                |                 | ATTACHING PARTS  |                |                |
| -23                  | AN520-10R10     | SCREW -----  | 2              | L              |
| -24                  | AN960PD10       | WASHER -----   | 2              | L              |
| -25                  | MS20365-1032C   | NUT -----  | 2              | L              |
|                      |                 | ---*---  |                |                |
| -26                  | C294501-0102    | BRACKET -----  | 1              | L              |
| -27                  | C294501-0103    | FILTER ELEMENT -----   | 1              | L              |
|                      |                 | ATTACHING PARTS  |                |                |
| -28                  | P2274           | NUT-WING DCI -----   | 1              | L              |
|                      |                 | ---*---  |                |                |
| 185 -29              | C294502-0101    | AIR FILTER -----   | 1              | M              |
|                      |                 | ATTACHING PARTS  |                |                |
| -30                  | S2209-3         | STA STRAP -----  | 2              | M              |
|                      |                 | ---*---  |                |                |
| -31                  | 0513448-1       | BRACKET-FILTER -----   | 1              | M              |
|                      |                 | ATTACHING PARTS  |                |                |
| -32                  | AN520-10R10     | SCREW -----  | 2              | M              |
| -33                  | AN960PD10L      | WASHER -----   | 4              | M              |
| -34                  | MS21045L3       | NUT -----  | 2              | M              |
|                      |                 | ---*---  |                |                |
| -35                  | 0713533-1       | U TUBE-FILTER -----  | 1              | M              |
| -36                  | S1495-6         | HOSE 2.00 IN LG BULK ITEM REF S1495-6-2.00 -----   | 1              | M              |
|                      |                 | AIR FILTER TO U TUBE   |                |                |
| -37                  | S2209-1         | STA STRAP -----  | 2              | M              |
| -38                  | C482001-0301    | VALVE-RELIEF WEU C482001-0401 -----  | 1              | D              |
|                      |                 | ATTACHING PARTS  |                |                |
|                      | AN515-8R8       | SCREW -----  | 2              | D              |
|                      | MS21044N08      | NUT -----  | 2              | D              |
|                      |                 | ---*---  |                |                |
| -39                  | C482001-0401 %  | VALVE-RELIEF -----   | 1              | E              |
|                      |                 | ATTACHING PARTS  |                |                |
| -40                  | AN924-100       | NUT -----  | 1              | E              |
| -41                  | S1450-14A20-016 | WASHER USE WHEN REPLACING C482001-0301 WITH C482001-0401 -----   | 2              | E              |
|                      | AN960PD1416L    | WASHER -----   | 2              | E              |
|                      |                 | ---*---  |                |                |
| -42                  | S1495-10        | HOSE 19.00 IN LG BULK ITEM REF S1495-10-19.00 -----  | 1              |                |
|                      |                 | RELIEF VALVE TO VACUUM PUMP  |                |                |
|                      |                 | ATTACHING PARTS  |                |                |
| -43                  | S1495-16        | CLAMP -----  | 2              |                |
|                      |                 | ---*---  |                |                |
| -44                  | C431002-0102    | PUMP-VACUUM WEU C431003-0101 -----   | 1              | D              |
|                      | C431003-0101    | PUMP-VACUUM -----  | 1              | E              |
|                      | C431003-0301    | PUMP-VACUUM ALT -----  | 1              | E              |
| -45                  | 1250319-1       | LOCATOR -----  | 1              |                |
| -46                  | IK66-1          | TUBE-EXHAUST ABNE -----  | 1              |                |
| -47                  | IK1-6-10        | FITTING ABNE -----   | 1              |                |
|                      |                 | NOTE. **THESE GYROS ARE PHYSICALLY & FUNCTIONALLY INTERCHANGEABLE.   |                |                |
|                      |                 | NOTE. ***THESE GYROS ARE PHYSICALLY & FUNCTIONALLY INTERCHANGEABLE WITH THE EXCEPTION THAT -301, -503 & -504 CANNOT BE USED ON AIRCRAFT WITHOUT CAM ROLLER ASSEMBLY. |                |                |
|                      |                 | NOTE. %WHEN ORDERING THIS PART FOR AIRPLANES ORIGINALLY EQUIPPED WITH C482001-0301 VALVE ALSO ORDER TWO AN924-100 NUTS & TWO S1450-14A20-090 WASHERS                 |                |                |
|                      |                 | A---172 SERIAL 17257165 THRU 17263458<br>F172 SERIAL F1720085 THRU F17201234   |                |                |
|                      |                 | B---172 SERIAL 17257165 THRU 17259223  |                |                |
|                      |                 | C---172 SERIAL 17259224 THRU 17263458<br>F172 SERIAL F17200805 THRU F17201234  |                |                |
|                      |                 | D---172 SERIAL 17257165 THRU 17259760<br>F172 SERIAL F17200805 THRU F17201234  |                |                |
|                      |                 | E---172 SERIAL 17259761 THRU 17263458<br>F172 SERIAL F17200805 THRU F17201234  |                |                |
|                      |                 | F---172 SERIAL 17257165 THRU 17259903<br>F172 SERIAL F17200805 THRU F17201234  |                |                |
|                      |                 | G---172 SERIAL 17259904 THRU 17263458  |                |                |
|                      |                 | H---172 SERIAL 17259904 THRU 17260758  |                |                |
|                      |                 | J---172 SERIAL 17260759 THRU 17263458  |                |                |
|                      |                 | K---172 SERIAL 17262000 THRU 17263458  |                |                |
|                      |                 | L---172 SERIAL 17257165 THRU 17262866<br>F172 SERIAL F17200805 THRU F17201234  |                |                |
|                      |                 | M---172 SERIAL 17262867 THRU 17263458  |                |                |

Manifold Pressure & Carb Air Temp Installation

© 2009 UserFriendlyCDS

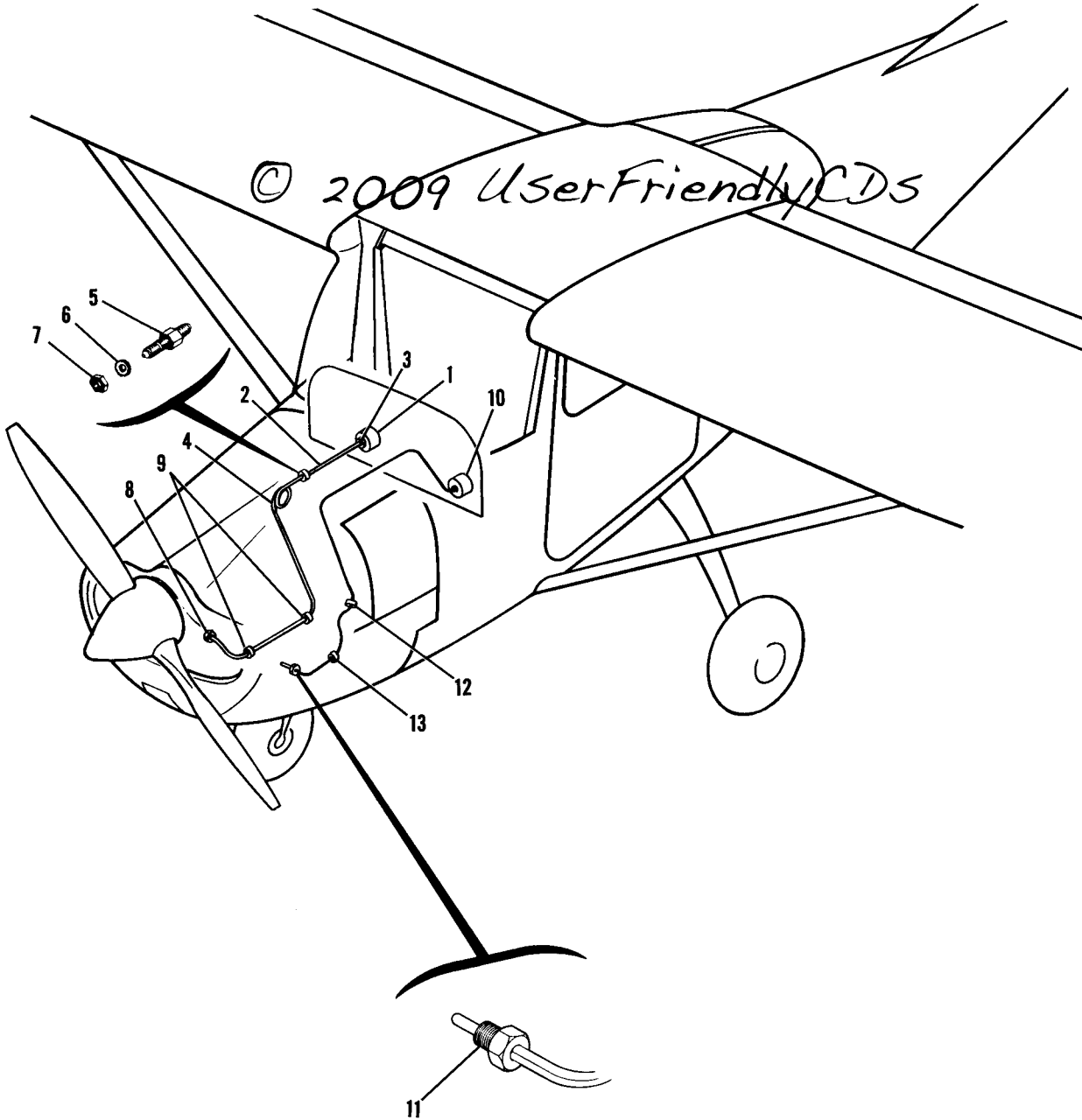
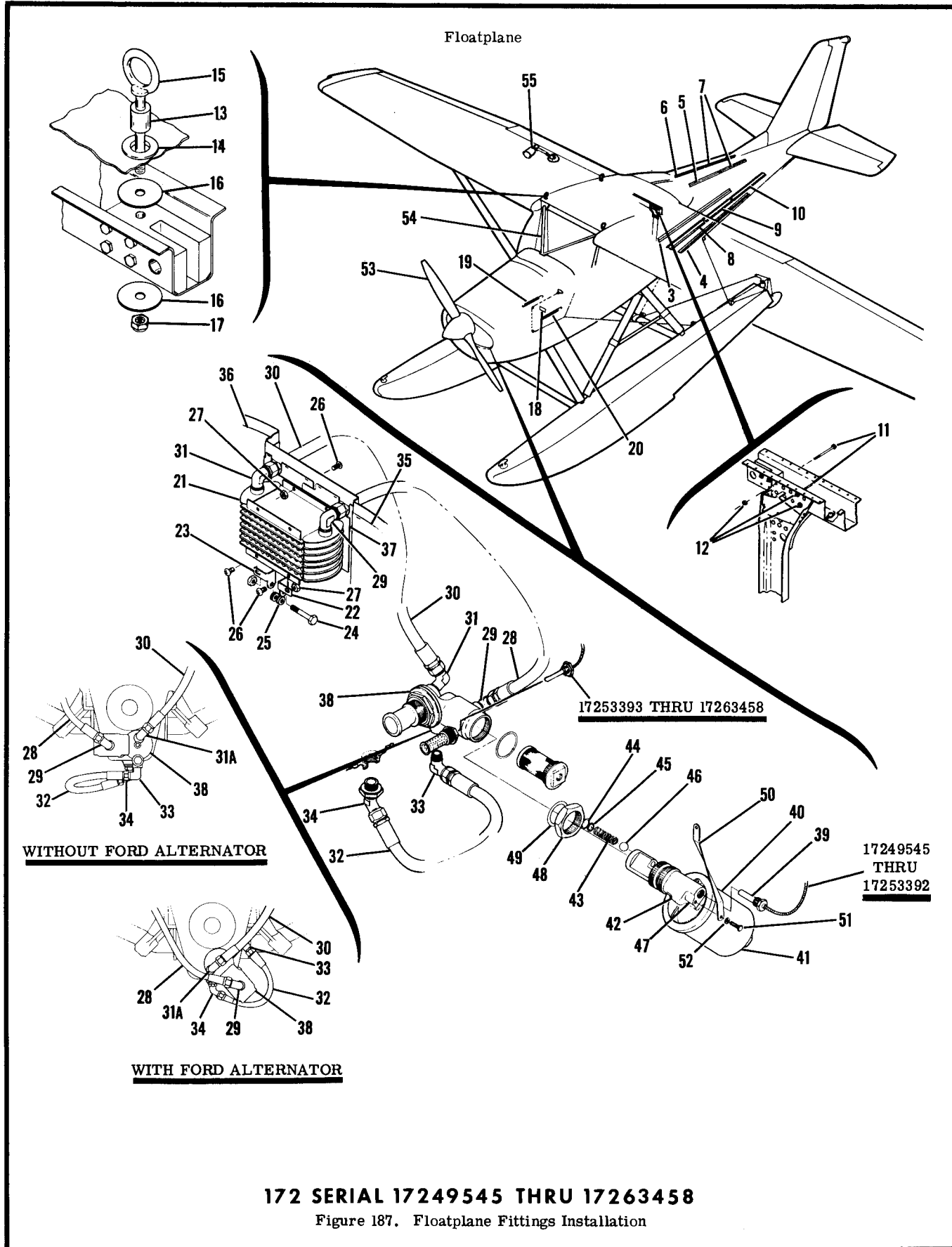


Figure 186. Manifold Pressure Gauge and Carburetor Air Temp Gauge Installation

| FIGURE AND INDEX NO. | PART NUMBER  | DESCRIPTION  | UNITS PER ASSY | USABLE ON CODE |
|----------------------|--------------|--|----------------|----------------|
| 186 -                |              | MANIFOLD PRESSURE GAGE AND CARB AIR TEMP INSTALLATIONS ----- | NP             | A              |
| - 1                  | S1301N1      | MANIFOLD PRESSURE GAGE INSTALLATION -----                    | 1              | B              |
|                      |              | GAGE-MANIFOLD PRESSURE -----                                 | 1              |                |
|                      |              | ATTACHING PARTS -----  |                |                |
|                      | AN515B6R12   | SCREW -----  | 4              |                |
|                      | AN936A6B     | WASHER -----   | 4              |                |
|                      | AN340B6      | NUT -----  | 4              |                |
|                      |              | -----*   |                |                |
| - 2                  | 0500118-11   | LINE ASSEMBLY GAGE TO FIREWALL WEU 0500118-97 -----          | 1              |                |
|                      | 0500118-97   | LINE ASSEMBLY GAGE TO FIREWALL -----                         | 1              |                |
|                      |              | ATTACHING PARTS -----  |                |                |
| - 3                  | AN816-2D     | NIPPLE -----   | 1              |                |
|                      |              | -----*   |                |                |
| - 4                  | 0500106-350  | LINE ASSEMBLY FIREWALL TO MANIFOLD WEU 0500118-100 -----     | 1              |                |
|                      | 0500118-100  | LINE ASSEMBLY FIREWALL TO MANIFOLD -----                     | 1              |                |
|                      |              | ATTACHING PARTS -----  |                |                |
| - 5                  | AN832-2D     | UNION -----  | 1              |                |
| - 6                  | AN960-516    | WASHER -----   | 1              |                |
| - 7                  | AN924-2D     | NUT -----  | 1              |                |
| - 8                  | AN816-2D     | NIPPLE -----   | 1              |                |
| - 9                  | AN742D2      | CLAMP TIN -----  | 2              |                |
|                      | S1021Z8-10   | SCREW -----  | 2              |                |
|                      |              | -----*   |                |                |
|                      |              | CARBURETOR AIR TEMPERATURE GAGE INSTALLATION -----           | 1              | A              |
|                      | 0713209-1    | PLACARD INSTALLED ON GAGE FACE -----                         | 1              | C              |
| -10                  | S1311N1      | GAGE-CARBURETOR AIR TEMPERATURE -----                        | 1              |                |
|                      |              | ATTACHING PARTS -----  |                |                |
|                      | AN515B6R12   | SCREW -----  | 4              |                |
|                      | AN340B6      | NUT -----  | 4              |                |
|                      |              | -----*   |                |                |
|                      | 0411897-3    | ADAPTER PLATE-GAGE -----                                     | 1              | C              |
|                      |              | ATTACHING PARTS -----  |                |                |
|                      | AN515B6R12   | SCREW -----  | 4              | C              |
|                      | AN936A6B     | WASHER -----   | 4              | C              |
|                      | NAS395-2-3   | NUT -----  | 4              | C              |
|                      |              | -----*   |                |                |
|                      | MS3106A14S7S | PLUG -----   | 1              |                |
| -11                  | 0550209-1    | PROBE -----  | 1              |                |
| -12                  | AN742D12     | CLAMP -----  | 1              |                |
|                      | MS21919DG3   | CLAMP -----  | 1              |                |
|                      |              | ATTACHING PARTS -----  |                |                |
|                      | S1021Z8-10   | SCREW -----  | 1              |                |
|                      | NAS446-4     | NUT -----  | 1              |                |
|                      |              | -----*   |                |                |
| -13                  | AN742D16     | CLAMP -----  | 1              | B              |
|                      | MS21919DG3   | CLAMP -----  | 1              | B              |
|                      |              | ATTACHING PARTS -----  |                |                |
|                      | S1021Z8-10   | SCREW -----  | 1              | B              |
|                      | NAS446-4     | NUT -----  | 1              | B              |
|                      |              | -----*   |                |                |
|                      |              | A---172 SERIAL 17249545 THRU 17263458                        |                |                |
|                      |              | F172 SERIAL F172-0001 THRU F17201234                         |                |                |
|                      |              | P172 SERIAL P17257120 THRU P17257188                         |                |                |
|                      |              | FP172 SERIAL FP172-0001 THRU FP172-0003                      |                |                |
|                      |              | B---P172 SERIAL P17257120 THRU P17257188                     |                |                |
|                      |              | FP172 SERIAL FP172-0001 THRU FP172-0003                      |                |                |
|                      |              | C---172 SERIAL 17249545 THRU 17250572                        |                |                |
|                      |              | F172 SERIAL F172-0001 THRU F172-0018                         |                |                |
|                      |              | P172 SERIAL P17257120 THRU P17257188                         |                |                |
|                      |              | FP172 SERIAL FP172-0001 THRU FP172-0003                      |                |                |



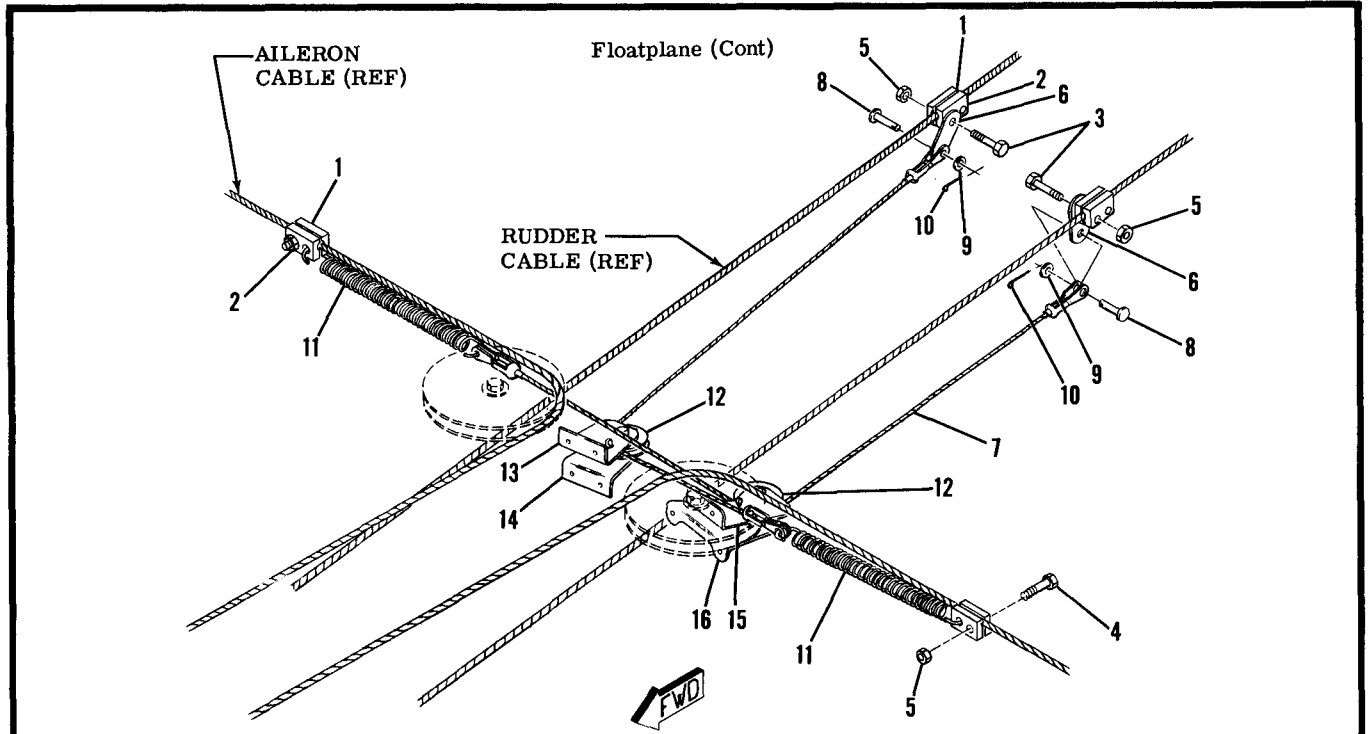
172 SERIAL 17249545 THRU 17263458

Figure 187. Floatplane Fittings Installation

| FIGURE AND INDEX NO. | PART NUMBER | DESCRIPTION                                     | UNITS PER ASSY | USABLE ON CODE |
|----------------------|-------------|---|----------------|----------------|
| 187 -                |             | FLOATPLANE FITTINGS INSTALLATION -----          | NP             | A              |
| - 1                  |             | DELETED, NEVER USED -----                       |                |                |
| - 2                  |             | DELETED, NEVER USED -----                       |                |                |
| - 3                  | 0500044-27  | STRINGER-LH -----                               | 1              | J              |
|                      | 0512041-5   | STRINGER-LH -----                               | 1              | K              |
| - 4                  | 0500044-28  | STRINGER-RH -----                               | 1              | J              |
|                      | 0512041-4   | STRINGER-RH -----                               | 1              | K              |
| - 5                  | 0500044-29  | STRINGER-LH -----                               | 1              |                |
| - 6                  | 0500044-30  | STRINGER-RH -----                               | 1              |                |
| - 7                  | 0500044-31  | STRINGER -----                                  | 2              |                |
| - 8                  | 0500044-32  | STRINGER -----                                  | 1              | L              |
| - 9                  | 0500044-33  | STRINGER -----                                  | 1              |                |
| -10                  | 0500044-34  | STRINGER -----                                  | 1              |                |
| -11                  | AN3-20A     | BOLT -----                                      | 8              |                |
| -12                  | MS21044N3   | NUT -----                                       | 8              |                |
|                      |             | HOISTING PROVISIONS INSTALLATION -----          | NP             |                |
| -13                  | 0541115-2   | SPACER -----                                    | 4              |                |
| -14                  | MS35489-17  | GROMMET -----                                   | 4              |                |
| -15                  | 0541115-3   | EYEBOLT -----                                   | 4              |                |
|                      |             | ATTACHING PARTS                                 |                |                |
| -16                  | AN970-5     | WASHER -----                                    | 2              |                |
| -17                  | MS21042L5   | NUT -----                                       | 1              |                |
|                      |             | -----*  |                |                |
| -18                  | 0513219-13  | PLACARD ASSEMBLY-FLOATPLANE -----               | 1              | E              |
|                      |             | ATTACHING PARTS                                 |                |                |
|                      | S1021Z6-8   | SCREW -----                                     | 4              |                |
|                      |             | -----*  |                |                |
|                      | 0513219-10  | PLACARD-FLOATPLANE -----                        | 1              |                |
| -19                  | 0310196-12  | SPRING-BRAKE & RUDDER RETRUN RH -----           | 1              |                |
| -20                  | 0310196-5   | SPRING-BRAKE & RUDDER RETURN LH -----           | 1              |                |
|                      |             | OIL COOLER INSTALLATION -----                   | NP             | G              |
| -21                  | UA526361-1  | OIL COOLER JA -----                             | 1              | G              |
|                      | 8526250     | OIL COOLER HR ALTERNATE -----                   | 1              |                |
|                      |             | ATTACHING PARTS                                 |                |                |
| -22                  | 0550230-7   | SUPPORT-LH FRONT -----                          | 1              |                |
|                      | 0550230-9   | SUPPORT-LH REAR -----                           | 1              |                |
| -23                  | 0550230-8   | SUPPORT-RH FRONT -----                          | 1              |                |
|                      | 0550230-10  | SUPPORT-RH REAR -----                           | 1              |                |
| -24                  | AN4-16A     | BOLT -----                                      | 2              |                |
| -25                  | AN960-416   | WASHER -----                                    | 8              |                |
| -26                  | AN520-10R8  | SCREW -----                                     | 6              |                |
| -27                  | MS21044N3   | NUT -----                                       | 6              |                |
|                      |             | -----*  |                |                |
| -28                  | S1167-8-    | HOSE 27 IN LG BULK ITEM REF S-1167-8-0270 ----- | 1              | E              |
|                      | S1167-8-    | HOSE 30 IN LG BULK ITEM REF S1167-8-0300 -----  | 1              | F              |
|                      |             | ATTACHING PARTS                                 |                |                |
| -29                  | MS20822-8D  | ELBOW -----                                     | 2              |                |
|                      | AN742D28    | CLAMP AROUND OIL FILLER NECK -----              | 1              |                |
|                      | S1486DG12U  | CLAMP AROUND RETURN HOSE -----                  | 1              |                |
|                      | S1021Z10-8  | SCREW -----                                     | 1              |                |
|                      |             | -----*  |                |                |
| -30                  | S1167-8-    | HOSE 27 IN LG BULK ITEM REF S-1167-8-0270 ----- | 1              | E              |
|                      | S1167-8-    | HOSE 33 IN LG BULK ITEM REF S1167-8-0330 -----  | 1              | F              |
|                      |             | ATTACHING PARTS                                 |                |                |
| -31                  | MS20822-8D  | ELBOW -----                                     | 1              |                |
|                      | S1486DG12U  | CLAMP AROUND HOSE TO COOLER -----               | 1              |                |
|                      | AN742D10    | CLAMP AROUND ENGINE BREATHER TUBE -----         | 1              |                |
|                      | S1021Z10-8  | SCREW -----                                     | 1              |                |
|                      |             | -----*  |                |                |
| -31A                 | MS20823-8D  | ELBOW -----                                     | 1              |                |
| -32                  | S1167-8-    | HOSE 16 IN LG BULK ITEM REF S-1167-8-0160 ----- | 1              | G              |
|                      |             | ATTACHING PARTS                                 |                |                |
| -33                  | MS20822-8D  | ELBOW -----                                     | 1              |                |
| -34                  | MS20823-8D  | ELBOW -----                                     | 1              |                |
|                      |             | -----*  |                |                |
| -35                  | 0550230-3   | BAFFLE ASSEMBLY-LH -----                        | 1              | G              |

CONTINUED ON NEXT PAGE

| FIGURE AND INDEX NO.  | PART NUMBER  | DESCRIPTION   | 1 2 3 4 5 6 7 |  |  |  |  |  |  | UNITS PER ASSY | USABLE ON CODE |
|---|--------------|---|---------------|--|--|--|--|--|--|----------------|----------------|
|   |              |   |               |  |  |  |  |  |  |                |                |
| 187 -36   | 0550230-4    | BAFFLE ASSEMBLY-RH -----                                  |               |  |  |  |  |  |  | 1              | G              |
|   | 0555162-1 *  | BLAST TUBE-RH -----                                       |               |  |  |  |  |  |  | 1              |                |
|   | MS35489-22 * | GROMMET -----   |               |  |  |  |  |  |  | 1              |                |
|   | MS35489-17 * | GROMMET RH ONLY -----                                     |               |  |  |  |  |  |  | 1              |                |
|   | 0555181-5 *  | SUPPORT-LH -----  |               |  |  |  |  |  |  | 1              |                |
|   | 0555181-6 *  | SUPPORT-RH -----  |               |  |  |  |  |  |  | 1              |                |
|   | 0555181-7 *  | SEAL -----  |               |  |  |  |  |  |  | 1              |                |
|   | 0713019-33 * | UNION-LH -----  |               |  |  |  |  |  |  | 1              |                |
| -37   | 0550230-2    | SEAL -----  |               |  |  |  |  |  |  | 1              | G              |
| -38   | 0556012-1    | ADAPTER KIT CM -----                                      |               |  |  |  |  |  |  | 1              | G              |
| -39   | SEE FIG 102  | PANEL ASSEMBLY-INSTRUMENT -----                           |               |  |  |  |  |  |  | 1              | G              |
|   |              | OIL FILTER INSTALLATION-FULL FLOW -----                   |               |  |  |  |  |  |  | NP             |                |
| -40   |              | OIL FILTER ASSEMBLY ORDER SK172-115 -----                 |               |  |  |  |  |  |  | NP             | C              |
|   | 1250406-2    | FILTER ELEMENT KIT -----                                  |               |  |  |  |  |  |  | 1              |                |
|   | 5574397      | GASKET-UPPER AC -----                                     |               |  |  |  |  |  |  | 1              |                |
|   | 6436637      | GASKET-LOWER AC -----                                     |               |  |  |  |  |  |  | 1              |                |
|   | 5579654      | WASHER AC -----   |               |  |  |  |  |  |  | 1              |                |
|   | 5579535      | BOLT-CENTER AC -----                                      |               |  |  |  |  |  |  | 1              |                |
|   | 5579539      | LID-OIL FILTER AC -----                                   |               |  |  |  |  |  |  | 1              |                |
|   | 5579432      | NUT-CENTER BOLT AC -----                                  |               |  |  |  |  |  |  | 1              |                |
|   | 1250410-1    | PLACARD-OIL FILTER -----                                  |               |  |  |  |  |  |  | 1              |                |
| -41   | C294505-0101 | OIL FILTER ASSEMBLY SEE FIG 163 & 164 FOR BREAKDOWN ----- |               |  |  |  |  |  |  | 1              | D              |
| -42   |              | ADAPTER ASSEMBLY ORDER AK172-115 -----                    |               |  |  |  |  |  |  | NP             | C              |
| -43   | 0556004-7    | SPRING -----  |               |  |  |  |  |  |  | 1              |                |
| -44   | 1250407-1    | SNAP RING -----   |               |  |  |  |  |  |  | 1              |                |
| -45   | 1250408-1    | CAP-RETAINER -----  |               |  |  |  |  |  |  | 1              |                |
| -46   | S272-17      | BALL -----  |               |  |  |  |  |  |  | 1              |                |
| -47   | 0450404-1    | ADAPTER ASSEMBLY SEE FIG 163 FOR BREAKDOWN -----          |               |  |  |  |  |  |  | 1              | H              |
|   | T55288       | ADAPTER ASSEMBLY SEE FIG 164 FOR BREAKDOWN -----          |               |  |  |  |  |  |  | 1              | I              |
| -48   | 1250405-1    | NUT-ADAPTER -----   |               |  |  |  |  |  |  | 1              | G              |
| -49   | AN123883     | PACKING -----   |               |  |  |  |  |  |  | 1              | G              |
| -50   | 0556005-2    | STRAP -----   |               |  |  |  |  |  |  | 1              | G              |
|   |              | ATTACHING PARTS   |               |  |  |  |  |  |  |                |                |
| -51   | AN3H3A       | BOLT -----  |               |  |  |  |  |  |  | 1              |                |
| -52   | AN935-10L    | WASHER -----  |               |  |  |  |  |  |  | 1              |                |
|   |              | -----*  |               |  |  |  |  |  |  |                |                |
| -53   | 0550219-19   | PROPELLER INSTALLATION SEE FIGURE 111 -----               |               |  |  |  |  |  |  | NP             |                |
| -54   | SEE FIG 189  | STRUCTURE DETAILS-FLOATPLANE FUSELAGE -----               |               |  |  |  |  |  |  | NP             |                |
| -55   | 0500417-1    | STOP-FLAP ON FLAP MOTOR SCREW SHAFT -----                 |               |  |  |  |  |  |  | 1              | B              |
| <p>NOTE. STAINLESS STEEL CABLES ARE REQUIRED ON FLOATPLANE</p> <p>NOTE. FOR IDENTIFICATION &amp; ILLUSTRATION OF ITEMS MARKED *, REFER TO FIGURE 133.</p> <p>A---172 SERIAL 17249545 THRU 17263458<br/>                 B---172 SERIAL 17252204 THRU 17263458<br/>                 C---172 SERIAL 17249545 THRU 17253392<br/>                 D---172 SERIAL 17253393 THRU 17263458<br/>                 E---172 SERIAL 17249545 THRU 17254892<br/>                 F---172 SERIAL 17254893 THRU 17256512<br/>                 G---172 SERIAL 17249545 THRU 17256512<br/>                 H---172 SERIAL 17253393 THRU 17256512<br/>                 I---172 SERIAL 17256513 THRU 17263458<br/>                 J---172 SERIAL 17249545 THRU 17259223<br/>                 K---172 SERIAL 17259224 THRU 17260758<br/>                 L---172 SERIAL 17249545 THRU 17260758</p> |              |   |               |  |  |  |  |  |  |                |                |

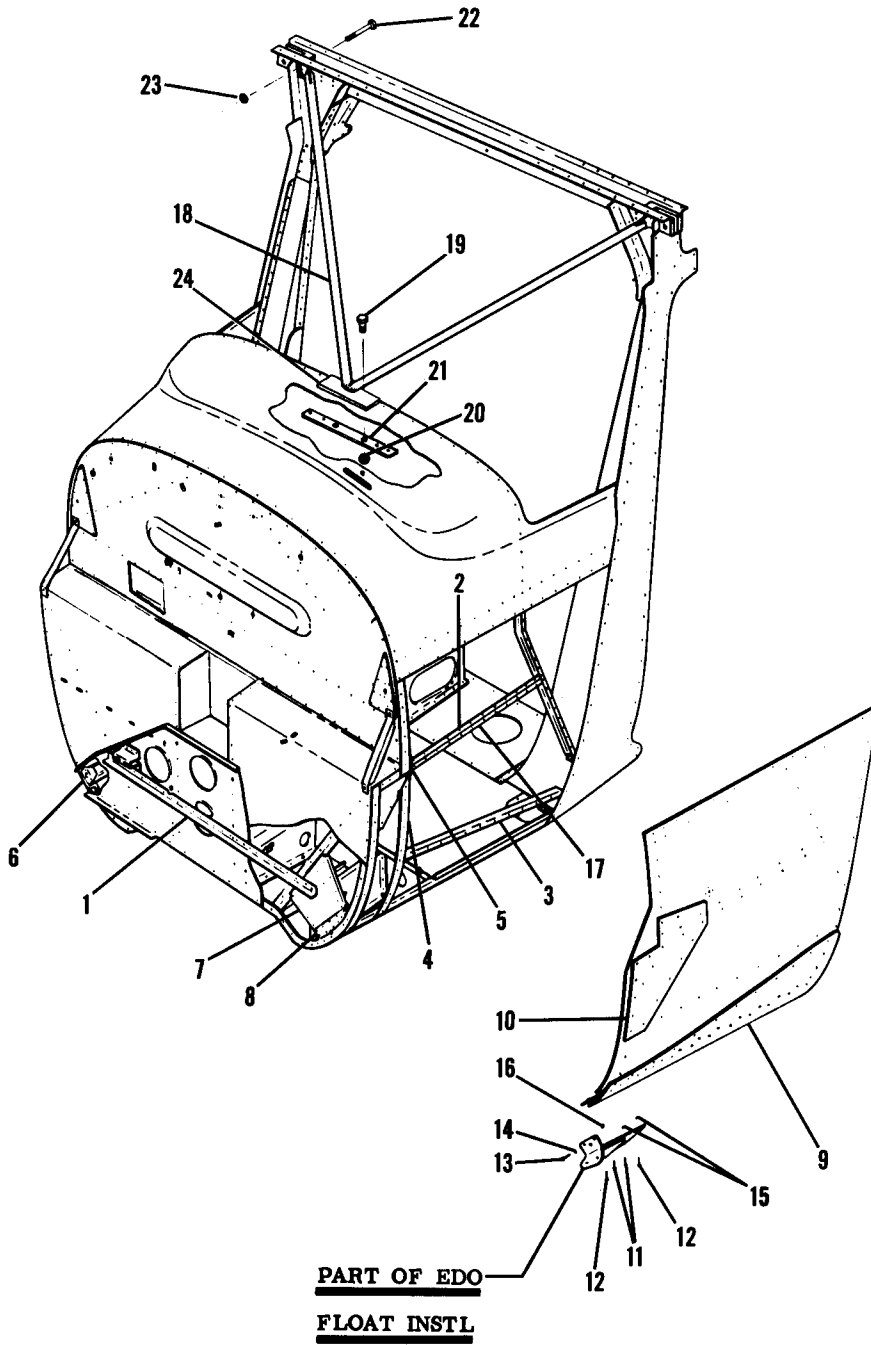


### 172 SERIAL 17260759 THRU 17263458

Figure 188. Rudder-Aileron Interconnect-Floatplane

| FIGURE AND INDEX NO.                  | PART NUMBER | DESCRIPTION  | UNITS PER ASSY | USABLE ON CODE |
|---------------------------------------|-------------|--|----------------|----------------|
|                                       |             | <b>1 2 3 4 5 6 7</b>                                     |                |                |
| 188 -                                 |             | RUDDER-AILERON INTERCONNECT INSTALLATION      FLOATPLANE | NP             | A              |
| - 1                                   | 1760015-1   | CLAMP HALF-CABLE -----                                   | 4              |                |
| - 2                                   | 1760015-2   | CLAMP HALF-CABLE -----                                   | 4              |                |
|                                       |             | ATTACHING PARTS  |                |                |
| - 3                                   | AN3-6A      | BOLT -----   | 1              |                |
| - 4                                   | AN3-5A      | BOLT -----   | 1              |                |
| - 5                                   | NAS1022A3   | NUT -----  | 1              |                |
|                                       |             | ---*---  |                |                |
| - 6                                   | 0861520-2   | LINK -----   | 2              |                |
| - 7                                   | 0510105-334 | CABLE ASSY -----   | 2              |                |
|                                       |             | ATTACHING PARTS  |                |                |
| - 8                                   | AN23-9      | BOLT -----   | 1              |                |
| - 9                                   | AN310-3     | NUT -----  | 1              |                |
| - 10                                  | MS24665-132 | COTTER PIN -----   | 1              |                |
|                                       |             | ---*---  |                |                |
| - 11                                  | 0560013-1   | SPRING -----   | 2              |                |
| - 12                                  | S378-1      | PULLEY -----   | 2              |                |
|                                       |             | ATTACHING PARTS  |                |                |
|                                       | AN3-5A      | BOLT -----   | 1              |                |
|                                       | NAS1022A3   | NUT -----  | 1              |                |
|                                       | MS24665-136 | COTTER PIN -----   | 2              |                |
|                                       |             | ---*---  |                |                |
| - 13                                  | 0511806-2   | BRACKET-PULLEY -----                                     | 1              |                |
| - 14                                  | 0511806-4   | BRACKET-PULLEY -----                                     | 1              |                |
| - 15                                  | 0511806-1   | BRACKET-PULLEY -----                                     | 1              |                |
| - 16                                  | 0511806-3   | BRACKET-PULLEY -----                                     | 1              |                |
| A---172 SERIAL 17260759 THRU 17263458 |             |  |                |                |

Floatplane (Cont)



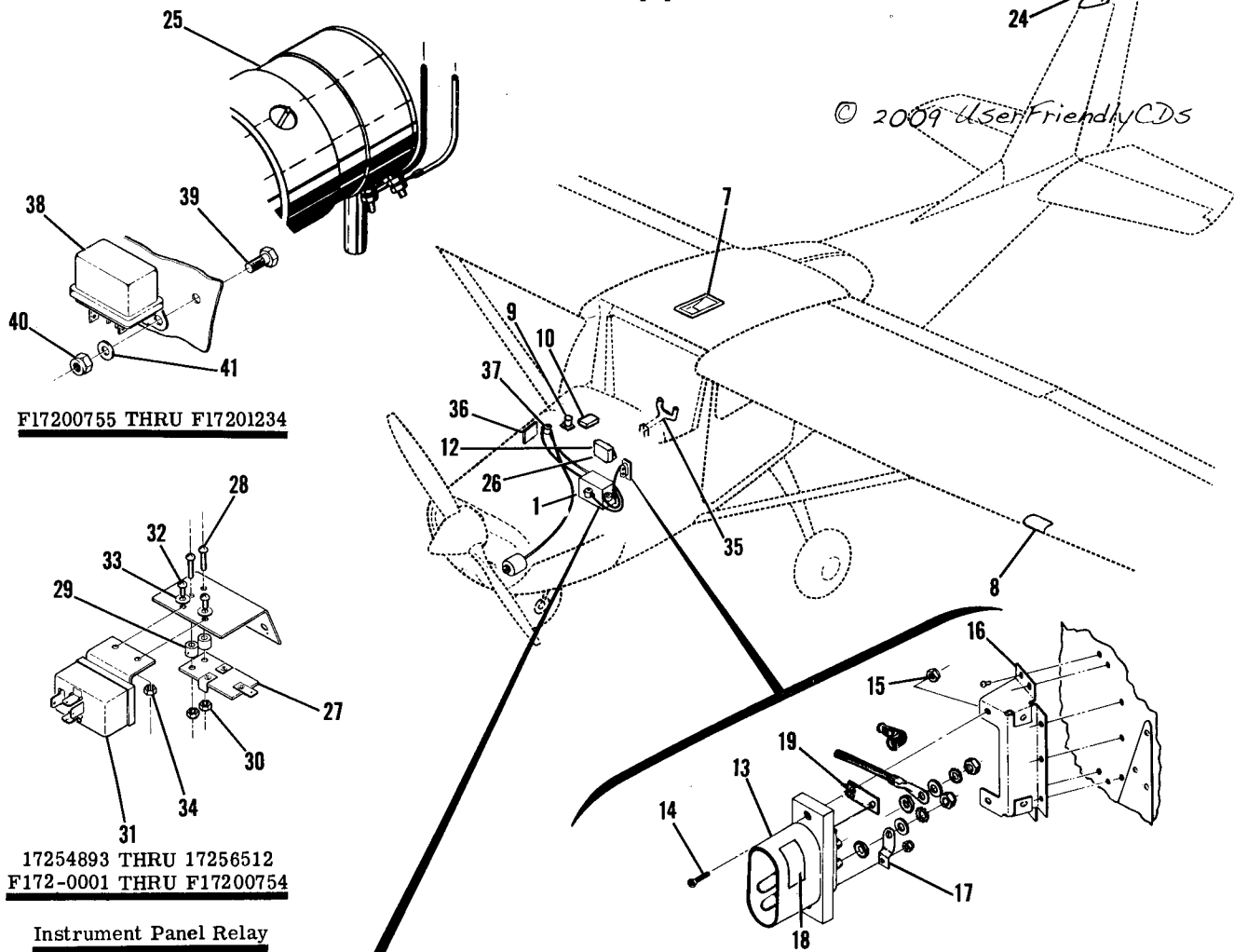
172 SERIAL 17249545 THRU 17263458  
Figure 189. Floatplane Fuselage Structure Details



| FIGURE AND INDEX NO. | PART NUMBER | DESCRIPTION  | UNITS PER ASSY | USABLE ON CODE |
|----------------------|-------------|--|----------------|----------------|
| 189 -                |             | <b>1 2 3 4 5 6 7</b><br>STRUCTURE DETAILS-FLOATPLANE FJSELAG |                |                |
| - 1                  | 0500044-6   | ANGLE-FIREWALL REINFORCEMENT -----                           | NP             | A              |
| - 2                  | 0500044-13  | ANGLE-LH -----   | 1              |                |
|                      | 0500044-14  | ANGLE-RH -----   | 1              |                |
| - 3                  | 0500044-17  | ANGLE-LH -----   | 1              |                |
|                      | 0500044-18  | ANGLE-RH -----   | 1              |                |
| - 4                  | 0500044-15  | ANGLE-LH -----   | 1              |                |
|                      | 0500044-16  | ANGLE-RH -----   | 1              |                |
| - 5                  | 0500044-19  | SHIM -----   | 2              |                |
|                      | 0500044-21  | BRACKET-ENGINE MOUNT ATTACHMENT LOWER LH -----               | 1              |                |
| - 6                  | 0500044-20  | BRACKET-ENGINE MOUNT ATTACHMENT LOWER RH -----               | 1              |                |
| - 7                  | 0500044-7   | DOUBLER-FIREWALL LH -----                                    | 1              |                |
|                      | 0500044-8   | DOUBLER-FIREWALL RH -----                                    | 1              |                |
| - 8                  | 0500044-5   | PLATE -----  | 2              |                |
| - 9                  | 0500044-3   | DOUBLER-SKIN LH -----  | 1              |                |
|                      | 0500044-4   | DOUBLER-SKIN RH -----  | 1              |                |
| -10                  | 0500044-12  | DOUBLER-SKIN -----   | 2              |                |
| -11                  | AN3-4A      | BOLT -----   | 10             |                |
| -12                  | AN3-5A      | BOLT -----   | 6              |                |
| -13                  | AN4-6A      | BOLT -----   | 4              |                |
| -14                  | AN960-416   | WASHER -----   | 4              |                |
| -15                  | MS21044N3   | NUT -----  | 16             |                |
| -16                  | MS21042L4   | NUT -----  | 4              |                |
| -17                  | 0500044-24  | ANGLE-LH -----   | 1              |                |
|                      | 0500044-25  | ANGLE-RH -----   | 1              |                |
| -18                  | 0513003-5   | BRACE ASSEMBLY -----   | 1              | B              |
|                      | 0513003-24  | BRACE ASSEMBLY -----   | 1              | C              |
|                      |             | ATTACHING PARTS  |                |                |
| -19                  | AN4-5A      | BOLT -----   | 2              |                |
| -20                  | MS21042L4   | NUT -----  | 2              |                |
| -21                  | 0513193-1   | DOUBLER -----  | 1              | B              |
|                      | 0513193-3   | DOUBLER ASSEMBLY -----                                       | 1              | C              |
| -22                  | AN3-20A     | BOLT -----   | 4              |                |
| -23                  | MS21044N3   | NUT -----  | 4              |                |
|                      |             | ---*---  |                |                |
| -24                  | 0514049-1   | PLATE-BRACE TRIM -----                                       | 1              | C              |
|                      |             | A---172 SERIAL 17249545 THRU 17263458                        |                |                |
|                      |             | B---172 SERIAL 17249545 THRU 17250572                        |                |                |
|                      |             | C---172 SERIAL 17250573 THRU 17263458                        |                |                |

Electrical Equipment

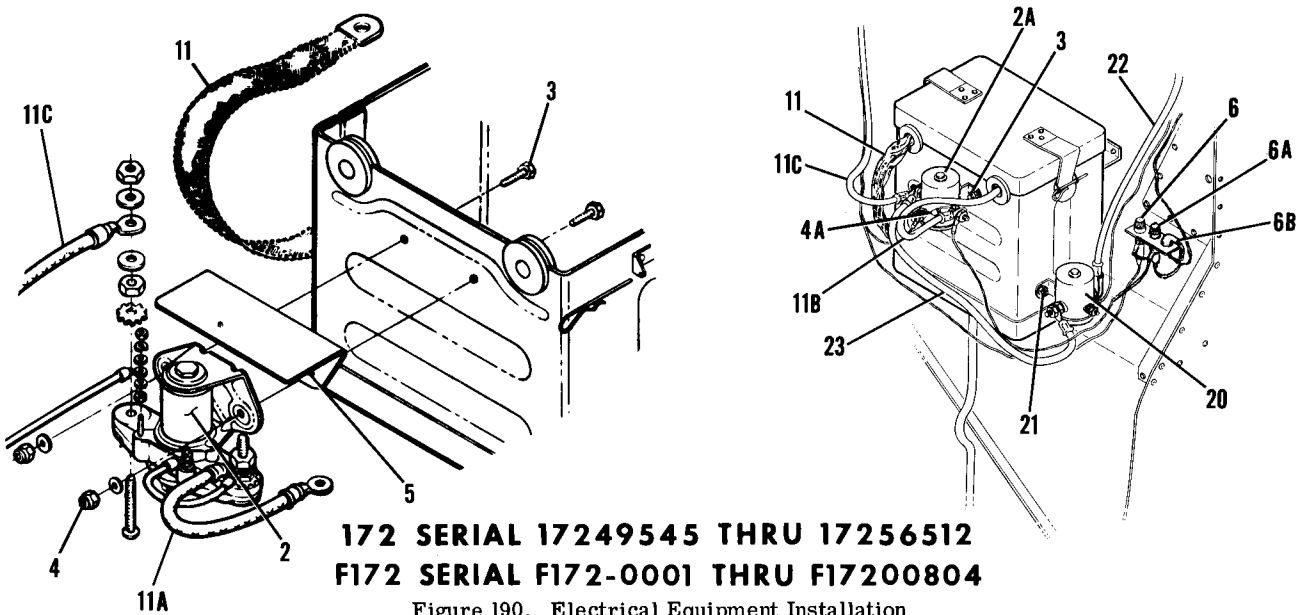
© 2009 UserFriendlyCDS



F17200755 THRU F17201234

17254893 THRU 17256512  
F172-0001 THRU F17200754

Instrument Panel Relay



172 SERIAL 17249545 THRU 17256512  
F172 SERIAL F172-0001 THRU F17200804

Figure 190. Electrical Equipment Installation

| FIGURE AND INDEX NO.   | PART NUMBER  | * | DESCRIPTION  |   |   |   |   |   |   | UNITS PER ASSY | USABLE ON CODE |
|------------------------|--------------|---|--|---|---|---|---|---|---|----------------|----------------|
|                        |              |   | 1  | 2 | 3 | 4 | 5 | 6 | 7 |                |                |
| 190 -                  |              |   | ELECTRICAL EQUIPMENT INSTALLATION -----                |   |   |   |   |   |   | NP             | A              |
| - 1                    | 0511319-201  | * | BATTERY KIT -----                                      |   |   |   |   |   |   | 1              |                |
| - 2                    | 0712603-2    |   | CONTACTOR ASSEMBLY -----                               |   |   |   |   |   |   | 1              | E              |
| - 2A                   | S1579-1      |   | CONTACTOR ASSEMBLY -----                               |   |   |   |   |   |   | 1              | F              |
|                        |              |   | ATTACHING PARTS  |   |   |   |   |   |   |                |                |
| - 3                    | AN3-3A       |   | BOLT -----   |   |   |   |   |   |   | 2              |                |
| - 4                    | MS21044N3    |   | NUT -----  |   |   |   |   |   |   | 2              |                |
|                        | AN960-10L    |   | WASHER -----   |   |   |   |   |   |   | 2              |                |
|                        |              |   | -----*   |   |   |   |   |   |   |                |                |
| - 4A                   | 0770728-1    |   | DIODE ASSEMBLY-CONTACTOR -----                         |   |   |   |   |   |   | 1              | F              |
| - 5                    | 0513196-1    |   | SHIELD-MASTER SOLENOID WATER -----                     |   |   |   |   |   |   | 1              | E              |
| - 6                    | S1090-22     |   | FUSE HOLDER-CLOCK -----                                |   |   |   |   |   |   | 1              |                |
|                        | S1090-23     |   | CAP-FUSE -----   |   |   |   |   |   |   | 1              |                |
|                        | S1091-1      |   | FUSE-CLOCK -----                                       |   |   |   |   |   |   | 1              |                |
|                        | 0712031-1    |   | BRACKET-MOUNTING -----                                 |   |   |   |   |   |   | 1              |                |
| - 6A                   | S1090-2      |   | FUSEHOLDER-EXTERNAL POWER -----                        |   |   |   |   |   |   | 1              | H              |
|                        | S1090-11     |   | CAP-FUSE -----   |   |   |   |   |   |   | 1              |                |
|                        | S1091-5      |   | FUSE-EXTERNAL POWER 5 AMP -----                        |   |   |   |   |   |   | 1              | H              |
| - 6B                   | 20H3P        |   | DIODE SATA -----                                       |   |   |   |   |   |   | 1              | H              |
| - 7                    | SEE FIG 193  |   | INSTRUMENT PANEL LIGHT INSTALLATION -----              |   |   |   |   |   |   | 1              |                |
| - 8                    | SEE FIG 196  |   | LANDING LIGHT INSTALLATION -----                       |   |   |   |   |   |   | 1              |                |
| - 9                    | S1407-6      |   | HORN ASSEMBLY-STALL WARNING SEE FIGURES 99 & 100 ----- |   |   |   |   |   |   | 1              |                |
| - 10                   | 0713511-1    |   | FLASHER-NAVIGATION LIGHT -----                         |   |   |   |   |   |   | 1              | D              |
|                        |              |   | ATTACHING PARTS  |   |   |   |   |   |   |                |                |
|                        | S102176-6    |   | SCREW -----  |   |   |   |   |   |   | 4              |                |
|                        | NAS446-2-3   |   | NUT -----  |   |   |   |   |   |   | 4              |                |
|                        |              |   | -----*   |   |   |   |   |   |   |                |                |
| - 11                   | 0412007-9    |   | STRAP-BATTERY GROUND -----                             |   |   |   |   |   |   | 1              |                |
|                        |              |   | ATTACHING PARTS  |   |   |   |   |   |   |                |                |
|                        | AN4-5A       |   | BOLT -----   |   |   |   |   |   |   | 1              |                |
|                        | AN970-4      |   | WASHER -----   |   |   |   |   |   |   | 1              |                |
|                        | MS21042L4    |   | NUT -----  |   |   |   |   |   |   | 1              |                |
|                        |              |   | -----*   |   |   |   |   |   |   |                |                |
| - 11A                  | 0500062-PA1  |   | CABLE BATTERY CONTACTOR TO BATTERY -----               |   |   |   |   |   |   | 1              | G              |
| - 11B                  | 0500062-PA11 |   | CABLE BATTERY CONTACTOR TO BATTERY -----               |   |   |   |   |   |   | 1              | H              |
| - 11C                  | 0500062-PA31 |   | CABLE BATTERY CONTACTOR TO STARTER CONTACTOR -----     |   |   |   |   |   |   | 1              |                |
| - 12                   | 0413205-12   |   | REGULATOR-VOLTAGE 25 AMP -----                         |   |   |   |   |   |   | 1              |                |
|                        |              |   | ATTACHING PARTS  |   |   |   |   |   |   |                |                |
|                        | AN3-6A       |   | BOLT -----   |   |   |   |   |   |   | 3              |                |
|                        |              |   | -----*   |   |   |   |   |   |   |                |                |
| - 13                   | AN2552-3A    |   | GROUND SERVICE PLUG INSTALLATION -----                 |   |   |   |   |   |   | 1              |                |
|                        |              |   | RECEPTACLE-GROUND SERVICE PLUG -----                   |   |   |   |   |   |   | 1              |                |
|                        |              |   | ATTACHING PARTS  |   |   |   |   |   |   |                |                |
| - 14                   | AN510-10R14  |   | SCREW -----  |   |   |   |   |   |   | 2              |                |
| - 15                   | MS21044N3    |   | NUT -----  |   |   |   |   |   |   | 2              |                |
|                        |              |   | -----*   |   |   |   |   |   |   |                |                |
| - 16                   | 0513229-3    |   | BRACKET ASSEMBLY-MOUNTING -----                        |   |   |   |   |   |   | 1              |                |
| - 17                   | 0312155-10   |   | STRAP-GROUND -----                                     |   |   |   |   |   |   | 1              |                |
| - 18                   | 0500130-1    |   | PLACARD -----  |   |   |   |   |   |   | 1              | G              |
|                        | 1213535-1    |   | PLACARD-POLARITY -----                                 |   |   |   |   |   |   | 1              | H              |
| - 19                   | 1570043-3    |   | DIODE BOARD ASSEMBLY -----                             |   |   |   |   |   |   | 1              | H              |
| - 20                   | S1660-1      |   | CONTACTOR ASSEMBLY -----                               |   |   |   |   |   |   | 1              | H              |
|                        |              |   | ATTACHING PARTS  |   |   |   |   |   |   |                |                |
| - 21                   | AN4-3A       |   | BOLT -----   |   |   |   |   |   |   | 2              | H              |
|                        | AN960-10     |   | WASHER -----   |   |   |   |   |   |   | 2              | H              |
|                        | MS21042L4    |   | NUT -----  |   |   |   |   |   |   | 2              | H              |
|                        |              |   | -----*   |   |   |   |   |   |   |                |                |
| - 22                   | 0500062-PC7  |   | CABLE RECEPTACLE TO CONTACTOR -----                    |   |   |   |   |   |   | 1              | H              |
| - 23                   | 0500062-PC8  |   | CABLE CONTACTOR TO BATTERY CONTACTOR -----             |   |   |   |   |   |   | 1              | H              |
| - 24                   | SEE FIG 200  |   | ROTATING BEACON INSTALLATION -----                     |   |   |   |   |   |   | 1              | G              |
|                        | SEE FIG 201  |   | FLASHING BEACON INSTALLATION -----                     |   |   |   |   |   |   | 1              | H              |
|                        |              |   | GENERATOR INSTALLATION-35 AMP -----                    |   |   |   |   |   |   | 1              | J              |
| - 25                   | 0500037-4    |   | GENERATOR-35 AMP -----                                 |   |   |   |   |   |   | 1              |                |
|                        | S1091-35     |   | FUSE-35 AMP -----                                      |   |   |   |   |   |   | 1              | B              |
|                        | S1360-35     |   | CIRCUIT BREAKER -----                                  |   |   |   |   |   |   | 1              | C              |
| CONTINUED ON NEXT PAGE |              |   |  |   |   |   |   |   |   |                |                |

| FIGURE AND INDEX NO. | PART NUMBER  | DESCRIPTION                                 |              |       |       |       |       |       | UNITS PER ASSY | USABLE ON CODE |
|----------------------|--------------|---|--------------|-------|-------|-------|-------|-------|----------------|----------------|
|                      |              | 1   | 2            | 3     | 4     | 5     | 6     | 7     |                |                |
| 190 -26              | 0413205-10   | REGULATOR-VOLTAGE                           | 35 AMP       | ----- | ----- | ----- | ----- | ----- | 1              |                |
|                      | AN4-6A       | ATTACHING PARTS                             |              |       |       |       |       |       | 1              |                |
|                      | SEE FIG 203  | BOLT  |              |       |       |       |       |       | 1              |                |
|                      | 1570043-1    | -----*                                      |              |       |       |       |       |       | 1              | K              |
| -27                  | 1570043-1    | ALTERNATOR & VOLTAGE REGULATOR INSTALLATION |              |       |       |       |       |       | 1              | M              |
|                      | AN515-8R10   | DIODE BOARD                                 |              |       |       |       |       |       | 1              |                |
| -28                  | AN515-8R10   | ATTACHING PARTS                             |              |       |       |       |       |       | 1              |                |
| -29                  | NAS430D3-16  | SCREW                                       |              |       |       |       |       |       | 2              | M              |
| -30                  | MS21045-08   | SPACER                                      |              |       |       |       |       |       | 2              | M              |
|                      | SI668-1      | NUT   |              |       |       |       |       |       | 2              | M              |
|                      | AN515-8R6    | -----*                                      |              |       |       |       |       |       | 1              | M              |
| -31                  | AN515-8R6    | RELAY                                       |              |       |       |       |       |       | 1              |                |
| -32                  | AN960-8      | ATTACHING PARTS                             |              |       |       |       |       |       | 2              | M              |
| -33                  | MS21045-08   | SCREW                                       |              |       |       |       |       |       | 2              | M              |
|                      | SEE FIG 204  | WASHER                                      |              |       |       |       |       |       | 2              | M              |
| -34                  | 1570166-1    | NUT   |              |       |       |       |       |       | 2              | M              |
|                      | AN520-10R6   | -----*                                      |              |       |       |       |       |       | 1              | L              |
| -35                  | AN520-10R6   | MAP LIGHT INSTALLATION-CONTROL WHEEL        |              |       |       |       |       |       | 1              |                |
| -36                  | AN960-10L    | DIMMING ASSEMBLY-TRANSISTORIZED LIGHTS      |              |       |       |       |       |       | 1              |                |
|                      | SAW4206-1    | ATTACHING PARTS                             |              |       |       |       |       |       | 4              |                |
|                      | SAW4204-1    | SCREW                                       |              |       |       |       |       |       | 4              |                |
|                      | S1660-1      | WASHER                                      |              |       |       |       |       |       | 4              |                |
|                      | AN520-10R8   | -----*                                      |              |       |       |       |       |       | 1              | N              |
| -37                  | AN960-10L    | CONTACTOR-STARTER                           | RDRY         | ----- |       |       |       |       | 1              | P              |
|                      | 0500062-DA12 | CONTACTOR-STARTER                           | ALT          | RDRY  | ----- |       |       |       | 1              |                |
|                      | S1917-1      | CONTACTOR-STARTER                           | SKYHAWK ONLY | ----- |       |       |       |       | 1              |                |
|                      | AN4-5A       | ATTACHING PARTS                             |              |       |       |       |       |       | 2              |                |
| -38                  | MS21042L4    | SCREW                                       |              |       |       |       |       |       | 2              |                |
|                      | AN960-416L   | WASHER                                      |              |       |       |       |       |       | 2              |                |
|                      |              | -----*                                      |              |       |       |       |       |       | 2              |                |
|                      |              | CABLE STARTER CONTACTOR TO STARTER          |              |       |       |       |       |       | 1              | L              |
|                      |              | RELAY-POWER                                 |              |       |       |       |       |       | 1              |                |
|                      |              | ATTACHING PARTS                             |              |       |       |       |       |       | 2              |                |
|                      |              | BOLT  |              |       |       |       |       |       | 2              |                |
|                      |              | NUT   |              |       |       |       |       |       | 2              |                |
|                      |              | WASHER                                      |              |       |       |       |       |       | 2              |                |
|                      |              | -----*                                      |              |       |       |       |       |       |                |                |

NOTE. \*THIS KIT INCLUDES DRY BATTERY & ELECTROLYTE

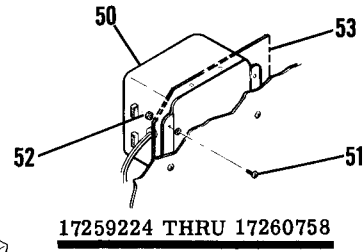
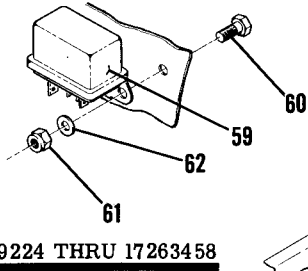
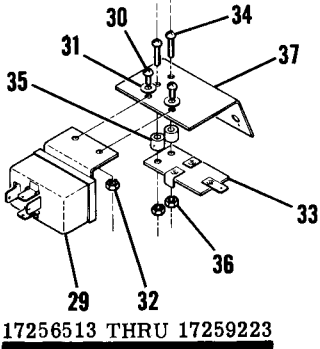
- A---172 SERIAL 17249545 THRU 17256512  
F172 SERIAL F172-0001 THRU F17200804
- B---172 SERIAL 17249545 THRU 17250572  
F172 SERIAL F172-0001 THRU F172-0018
- C---172 SERIAL 17250573 THRU 17256512  
F172 SERIAL F172-0019 THRU F17200804
- D---172 SERIAL 17249545 THRU 17251822  
F172 SERIAL F172-0001 THRU F172-0085
- E---172 SERIAL 17249545 THRU 17253392  
F172 SERIAL F172-0001 THRU F172-0179
- F---172 SERIAL 17253393 THRU 17256512  
F172 SERIAL F172-0180 THRU F17200804
- G---172 SERIAL 17249545 THRU 17254892  
F172 SERIAL F172-0001 THRU F172-0319
- H---172 SERIAL 17254893 THRU 17256512  
F172 SERIAL F172-0320 THRU F17200804
- J---172 SERIAL 17250573 THRU 17253902  
17253907, 17253921, 17253932  
17253933, 17253934, 17253938  
17253941 & 17253945 THRU 17254892  
F172 SERIAL F172-0019 THRU F172-0319
- K---172 SERIAL 17253903 THRU 17253944 EXCEPT  
17253907, 17253921, 17253932, 17253933  
17253934, 17253941  
172 SERIAL 17254893 THRU 17256512  
F172 SERIAL F172-0320 THRU F17200804
- L---F172 SERIAL F17200755 THRU F17200804
- M---172 SERIAL 17254893 THRU 17256512  
F172 SERIAL F172-0320 THRU F17200754
- N---F172 SERIAL F172-0001 THRU F17200804
- P---172 SERIAL 17249545 THRU 17256512



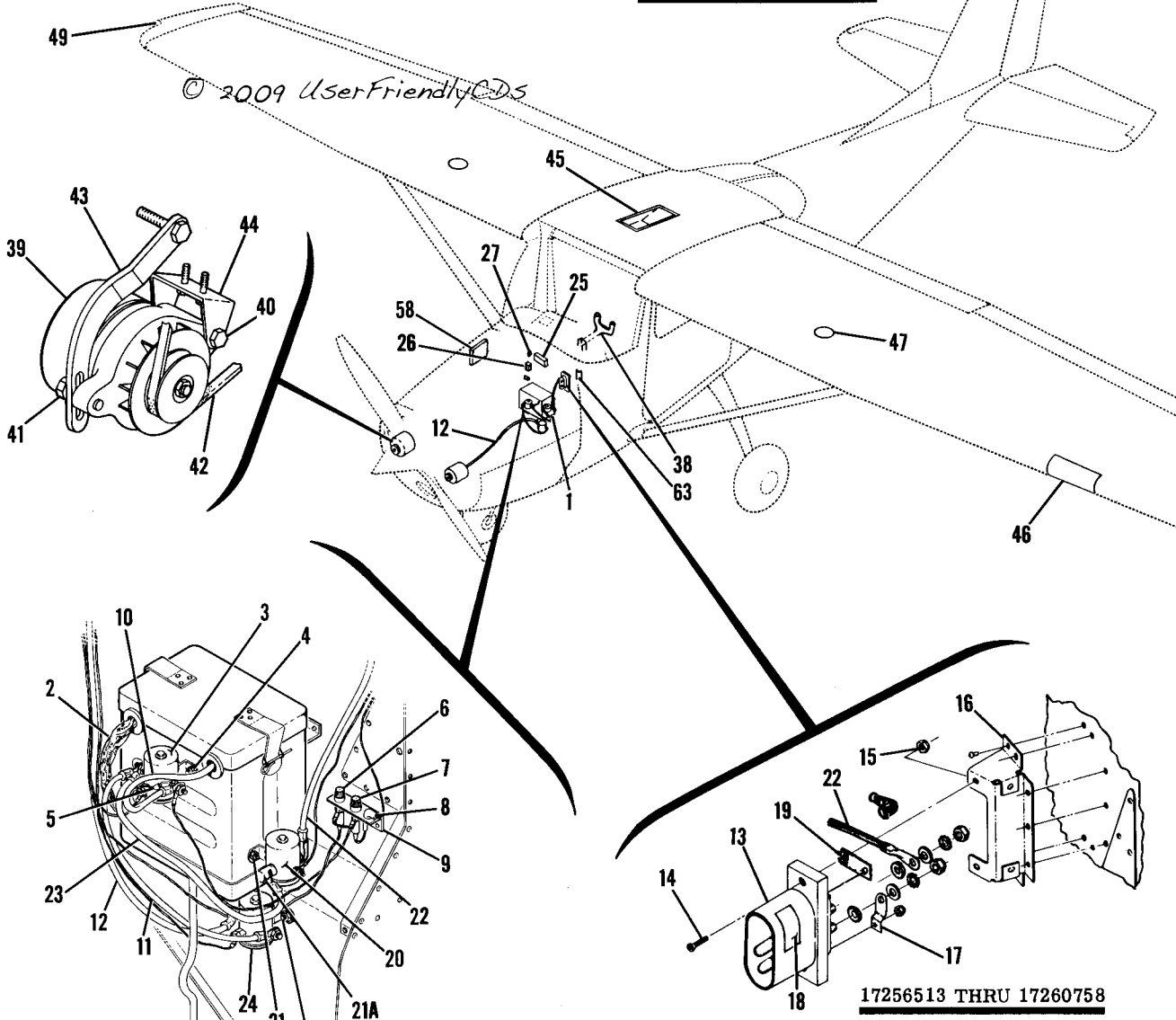
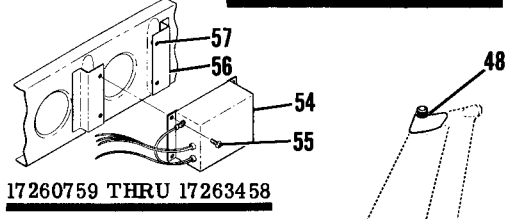
| FIGURE AND INDEX NO. | PART NUMBER   | DESCRIPTION                                     |   |   |   |   |   |   | UNITS PER ASSY | USABLE ON CODE |
|----------------------|---------------|---|---|---|---|---|---|---|----------------|----------------|
|                      |               | 1   | 2 | 3 | 4 | 5 | 6 | 7 |                |                |
| 191 -                |               | ELECTRICAL EQUIPMENT INSTALLATION               |   |   |   |   |   |   | NP             | A              |
| - 1                  | 0511319-201 * | BATTERY KIT 25 A.H.                             |   |   |   |   |   |   | 1              |                |
| - 2                  | 0412007-1     | STRAP-BATTERY GROUND                            |   |   |   |   |   |   | 1              |                |
|                      |               | ATTACHING PARTS                                 |   |   |   |   |   |   |                |                |
|                      | AN4-5A        | BOLT  |   |   |   |   |   |   | 1              |                |
|                      | AN970-4       | WASHER  |   |   |   |   |   |   | 1              |                |
|                      |               | *---  |   |   |   |   |   |   |                |                |
| - 3                  | S1579-2       | CONTACTOR-BATTERY                               |   |   |   |   |   |   | 1              | R              |
|                      |               | ATTACHING PARTS                                 |   |   |   |   |   |   |                |                |
| - 4                  | AN3-3A        | BOLT  |   |   |   |   |   |   | 2              |                |
|                      | AN960-10L     | WASHER  |   |   |   |   |   |   | 2              |                |
|                      | MS21044N3     | NUT   |   |   |   |   |   |   | 2              |                |
|                      |               | *---  |   |   |   |   |   |   |                |                |
|                      | S1807-2       | COVER-CONTACTOR TERMINAL                        |   |   |   |   |   |   | 2              |                |
| - 5                  | 0770728-1     | DIODE ASSEMBLY-CONTACTOR                        |   |   |   |   |   |   | 1              |                |
| - 6                  | S1090-22      | FUSE HOLDER-CLOCK                               |   |   |   |   |   |   | 1              |                |
|                      | S1090-23      | CAP-FUSE  |   |   |   |   |   |   | 1              |                |
|                      | S1091-1       | FUSE-CLOCK                                      |   |   |   |   |   |   | 1              |                |
| - 7                  | S1090-2       | FUSE HOLDER-EXTERNAL POWER                      |   |   |   |   |   |   | 1              |                |
|                      | S1090-11      | CAP-FUSE  |   |   |   |   |   |   | 1              |                |
|                      | S1091-5       | FUSE-EXTERNAL POWER 5 AMP                       |   |   |   |   |   |   | 1              |                |
| - 8                  | 20H3P         | DIODE SATA                                      |   |   |   |   |   |   | 1              |                |
|                      |               | ATTACHING PARTS                                 |   |   |   |   |   |   |                |                |
|                      | LN1032X       | NUT-NYLON                                       |   |   |   |   |   |   | 1              |                |
|                      | S1438-2       | WASHER-NYLON                                    |   |   |   |   |   |   | 1              |                |
|                      |               | *---  |   |   |   |   |   |   |                |                |
|                      | 6F20D         | DIODE AFE ALTERNATE                             |   |   |   |   |   |   | 1              |                |
|                      | IN1344A       | DIODE SPD ALTERNATE                             |   |   |   |   |   |   | 1              |                |
|                      | 43-1761       | MOUNTING HARDWARE SPD USED WITH 6F20D & IN1344A |   |   |   |   |   |   | 1              |                |
| - 9                  | 0712031-1     | BRACKET-MOUNTING                                |   |   |   |   |   |   | 1              |                |
| -10                  | 0500062-PA11  | CABLE-BATTERY CONTACTOR TO BATTERY              |   |   |   |   |   |   | 1              |                |
| -11                  | 0500062-PA23  | CABLE-BATTERY CONTACTOR TO STARTER CONTACTOR    |   |   |   |   |   |   | 1              |                |
| -12                  | 0500062-DA10  | CABLE-STARTER CONTACTOR TO STARTER              |   |   |   |   |   |   | 1              |                |
|                      | SEE FIG 205   | GROUND SERVICE PLUG INSTALLATION                |   |   |   |   |   |   | 1              | L              |
|                      |               | GROUND SERVICE PLUG INSTALLATION                |   |   |   |   |   |   | 1              | K              |
| -13                  | AN2552-3A     | RECEPTACLE-GROUND SERVICE PLUG                  |   |   |   |   |   |   | 1              |                |
|                      |               | ATTACHING PARTS                                 |   |   |   |   |   |   |                |                |
| -14                  | AN510-10R14   | SCREW   |   |   |   |   |   |   | 2              |                |
| -15                  | MS21044N3     | NUT   |   |   |   |   |   |   | 2              |                |
|                      |               | *---  |   |   |   |   |   |   |                |                |
| -16                  | 0513229-3     | BRACKET ASSEMBLY-MOUNTING                       |   |   |   |   |   |   | 1              |                |
| -17                  | 0312155-10    | STRAP-GROUND                                    |   |   |   |   |   |   | 1              |                |
| -18                  | 1213535-1     | PLACARD-POLARITY                                |   |   |   |   |   |   | 1              |                |
| -19                  | 1570043-3     | DIODE BOARD ASSEMBLY                            |   |   |   |   |   |   | 1              |                |
| -20                  | S1660-1       | CONTACTOR-EXTERNAL POWER                        |   |   |   |   |   |   | 1              |                |
|                      |               | ATTACHING PARTS                                 |   |   |   |   |   |   |                |                |
| -21                  | AN4-3A        | BOLT  |   |   |   |   |   |   | 2              |                |
|                      | AN960-10L     | WASHER  |   |   |   |   |   |   | 2              |                |
|                      | MS21042L4     | NUT   |   |   |   |   |   |   | 2              |                |
|                      |               | *---  |   |   |   |   |   |   |                |                |
| -21A                 | S1807-1       | COVER   |   |   |   |   |   |   | 2              |                |
|                      | S1693-2       | STRAP   |   |   |   |   |   |   | 2              |                |
| -22                  | 0500062-PC7   | CABLE-RECEPTACLE TO CONTACTOR                   |   |   |   |   |   |   | 1              |                |
| -23                  | 0500062-PA18  | CABLE CONTACTOR TO BATTERY CONTACTOR            |   |   |   |   |   |   | 1              |                |
| -24                  | S1660-1       | CONTACTOR-STARTER                               |   |   |   |   |   |   | 1              | D              |
|                      | S1991-1       | CONTACTOR-STARTER                               |   |   |   |   |   |   | 1              | E              |
|                      |               | ATTACHING PARTS                                 |   |   |   |   |   |   |                |                |
| -24A                 | AN4-3A        | BOLT  |   |   |   |   |   |   | 2              |                |
|                      |               | *---  |   |   |   |   |   |   |                |                |
|                      | S1807-1       | COVER-CONTACTOR TERMINAL                        |   |   |   |   |   |   | 2              |                |
| -25                  | C611001-0102  | VOLTAGE REGULATOR                               |   |   |   |   |   |   | 1              |                |
|                      |               | ATTACHING PARTS                                 |   |   |   |   |   |   |                |                |
|                      | AN520-416R8   | SCREWS  |   |   |   |   |   |   | 2              |                |
|                      | C6AB-10A730A  | HOUSING-PLUG ECWS                               |   |   |   |   |   |   | 1              |                |
|                      |               | *---  |   |   |   |   |   |   |                |                |
| -26                  | 0770038-2     | FILTER-NOISE                                    |   |   |   |   |   |   | 1              |                |
|                      |               | ATTACHING PARTS                                 |   |   |   |   |   |   |                |                |
|                      | AN520-10R8    | SCREW   |   |   |   |   |   |   | 2              |                |
|                      |               | *---  |   |   |   |   |   |   |                |                |
| -27                  | S1095-5       | SHIELD HALF                                     |   |   |   |   |   |   | 2              |                |
|                      |               | ATTACHING PARTS                                 |   |   |   |   |   |   |                |                |
|                      | AN520-8R6     | SCREW   |   |   |   |   |   |   | 2              |                |
|                      |               | *---  |   |   |   |   |   |   |                |                |
|                      | NAS557-10A    | GRONMET   |   |   |   |   |   |   | 1              |                |

CONTINUED ON NEXT PAGE

Electrical Equipment (Cont)



INSTRUMENT PANEL RELAY



**172 SERIAL 17256513 THRU 17263458**  
**F172 SERIAL F17200805 THRU F17201234**

Figure 191. Electrical Equipment Installation

| FIGURE AND INDEX NO. | PART NUMBER    | DESCRIPTION                                   | UNITS PER ASSY | USABLE ON CODE |
|----------------------|----------------|---|----------------|----------------|
| 191 -28              |                | DELETED-NOT USED -----                        |                |                |
| -29                  | S1668-1        | RELAY-POWER -----                             | 1              | G              |
|                      |                | ATTACHING PARTS -----                         |                |                |
| -30                  | AN515-8R6      | SCREW -----                                   | 2              |                |
| -31                  | AN960-8        | WASHER -----                                  | 2              |                |
| -32                  | MS21045-08     | NUT -----                                     | 2              |                |
|                      |                | ---*---                                       |                |                |
| -33                  | 1570043-1      | DIODE BOARD ASSEMBLY -----                    | 1              | G              |
|                      |                | ATTACHING PARTS -----                         |                |                |
| -34                  | AN515-8R10     | SCREW -----                                   | 2              |                |
| -35                  | NAS43DD3-16    | SPACER -----                                  | 2              |                |
| -36                  | MS21045-08     | NUT -----                                     | 2              |                |
|                      |                | ---*---                                       |                |                |
| -37                  | 0713856-4      | BRACKET-RELAY MOUNTING -----                  | 1              | G              |
|                      | SEE FIG 202    | MAP LIGHT INSTALLATION-CONTROL WHEEL -----    | 1              |                |
| -38                  | SEE FIG 204    | MAP LIGHT INSTALLATION-CONTROL WHEEL -----    | 1              |                |
|                      |                | ATTACHING PARTS -----                         |                |                |
| -39                  | C611501-0101   | ALTERNATOR WEU C611501-0102 -----             | 1              | B              |
|                      | C611501-0102   | ALTERNATOR -----                              | 1              | C              |
|                      |                | ATTACHING PARTS -----                         |                |                |
| -40                  | AN7-42A        | BOLT -----                                    | 1              |                |
|                      | MS20365-720C   | NUT -----                                     | 1              |                |
| -41                  | 0750220-1      | BOLT -----                                    | 1              |                |
|                      | S1450-6-14-080 | WASHER -----                                  | 1              |                |
|                      |                | ---*---                                       |                |                |
|                      | S2114-2        | NIPPLE AT ALT BAT TERMINAL -----              | 1              |                |
|                      | S2093-2        | COVER ALT BAT TERMINAL -----                  | 1              |                |
|                      | S2114-2        | NIPPLE ALT FIELD TERMINAL -----               | 1              |                |
| -42                  | S1597-1-37.5   | BELT-ALTERNATOR -----                         | 1              |                |
| -43                  | LW10729        | LINK-ALTERNATOR BELT ADJUSTMENT LY -----      | 1              |                |
| -44                  | 76906          | BRACKET-ALTERNATOR MOUNTING LY -----          | 1              |                |
| -45                  | SEE FIG 193    | INSTRUMENT PANEL LIGHT INSTALLATION -----     | 1              | G              |
|                      | SEE FIG 194    | INSTRUMENT PANEL LIGHT INSTALLATION -----     | 1              | F              |
| -46                  | SEE FIG 196    | LANDING LIGHT INSTALLATION -----              | 1              | H              |
|                      | SEE FIG 197    | LANDING LIGHT INSTALLATION COWL MOUNTED ----- | 1              | J              |
| -47                  | SEE FIG 199    | COURTESY LIGHT INSTALLATION -----             | 1              |                |
| -48                  | SEE FIG 201    | FLASHING BEACON INSTALLATION -----            | 1              |                |
| -49                  | SEE FIG 4      | NAVIGATION LIGHT INSTALLATION -----           | 1              |                |
| -50                  | C622004-0103   | POWER SUPPLY-STROBE LIGHT -----               | 1              | M              |
|                      |                | ATTACHING PARTS -----                         |                |                |
| -51                  | AN525-10R6     | SCREW -----                                   | 4              |                |
| -52                  | MS21044N3      | NUT -----                                     | 4              |                |
|                      |                | ---*---                                       |                |                |
| -53                  | 0512182-1      | DOUBLER-POWER SUPPLY -----                    | 1              | M              |
| -54                  | C622007-0101   | POWER SUPPLY-STROBE LIGHT -----               | 2              | L              |
|                      |                | ATTACHING PARTS -----                         |                |                |
| -55                  | AN520-10R7     | SCREW -----                                   | 4              |                |
|                      |                | ---*---                                       |                |                |
| -56                  | 1620075-3      | BRACKET ASSY -----                            | 4              | L              |
| -57                  | NAS686A3K      | NUTPLATE -----                                | 2              |                |
| -58                  | 1570166-1      | DIMMING ASSY-TRANSISTORIZED LIGHT -----       | 1              | F              |
|                      |                | ATTACHING PARTS -----                         |                |                |
|                      | AN520-10R6     | SCREW -----                                   | 4              |                |
|                      | AN960-10L      | WASHER -----                                  | 4              |                |
|                      | MS21044N3      | NUT -----                                     | 4              | N              |
|                      |                | ---*---                                       |                |                |
| -59                  | S1917-1        | RELAY-SPLIT BUS BAR -----                     | 1              |                |
|                      |                | ATTACHING PARTS -----                         |                |                |
| -60                  | AN4-5A         | BOLT -----                                    | 2              |                |
| -61                  | MS21042L4      | NUT -----                                     | 2              |                |
| -62                  | AN960-416L     | WASHER -----                                  | 2              |                |
|                      |                | ---*---                                       |                |                |
| -63                  | C593001-0101   | OVERVOLTAGE SENSOR -----                      | 1              | J              |

NOTE. \*THIS KIT INCLUDES DRY BATTERY & ELECTROLYTE

A---172 SERIAL 17256513 THRU 17263458  
 F172 SERIAL F17200805 THRU F17201234  
 B---172 SERIAL 17256513 THRU 17259002

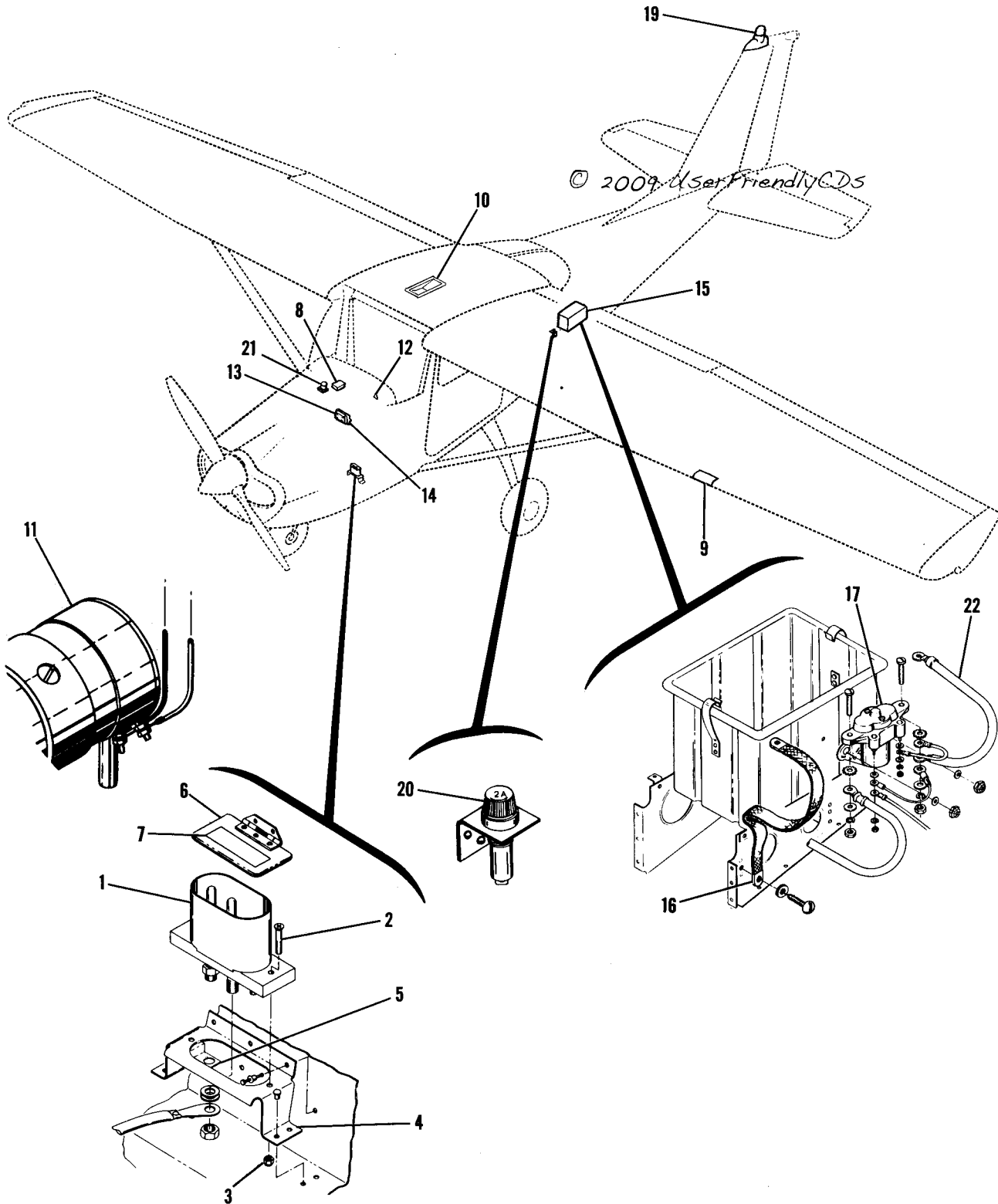
CONTINUED ON NEXT PAGE

| FIGURE AND INDEX NO. | PART NUMBER | DESCRIPTION  | UNITS PER ASSY | USABLE ON CODE |
|----------------------|-------------|--|----------------|----------------|
| 191 -                |             | <p style="text-align: center;"><b>1 2 3 4 5 6 7</b></p> <p>C---172 SERIAL 17259003 THRU 17263458<br/>                     F172 SERIAL F17200805 THRU F17201234<br/>                     D---172 SERIAL 17256513 THRU 17258392<br/>                     E---172 SERIAL 17258393 THRU 17263458<br/>                     F172 SERIAL F17200805 THRU F17201234<br/>                     F---172 SERIAL 17259224 THRU 17263458<br/>                     F172 SERIAL F17200755 THRU F17201234<br/>                     G---172 SERIAL 17256513 THRU 17259223<br/>                     H---172 SERIAL 17256513 THRU 17259903<br/>                     J---172 SERIAL 17259904 THRU 17263458<br/>                     F172 SERIAL F17200805 THRU F17201234<br/>                     K---172 SERIAL 17256513 THRU 17260758<br/>                     F172 SERIAL F17200805 THRU F17200904<br/>                     L---172 SERIAL 17260759 THRU 17263458<br/>                     F172 SERIAL F17200905 THRU F17201234<br/>                     M---172 SERIAL 17259224 THRU 17260758<br/>                     F172 SERIAL F17200805 THRU F17200904<br/>                     N---172 SERIAL 17263056 THRU 17263458</p> |                |                |



This page intentionally left blank.

Electrical Equipment (Cont)



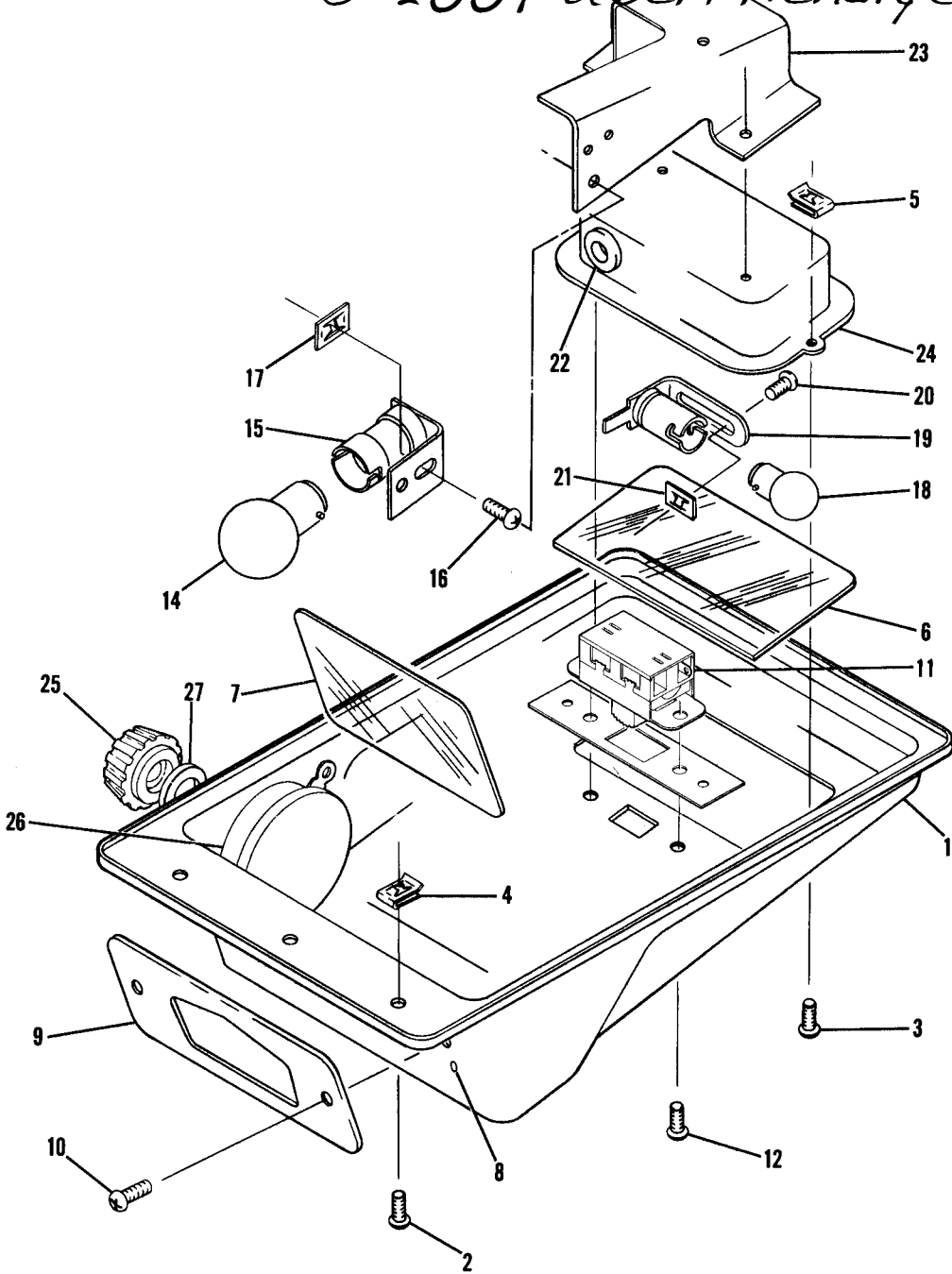
**P172 SERIAL P17257120 THRU P17257188**

Figure 192. Fuselage Electrical Equipment Installation

| FIGURE AND INDEX NO.  | PART NUMBER   | DESCRIPTION                                      | UNITS PER ASSY | USABLE ON CODE |
|---|---------------|--|----------------|----------------|
| 192 -   |               | FUSELAGE ELECTRICAL EQUIPMENT INSTALLATION ----- | NP             | A              |
| - 1   | AN2552-3A     | GROUND SERVICE PLUG INSTALLATION -----           | 1              |                |
|   |               | RECEPTACLE-GROUND SERVICE PLUG -----             | 1              |                |
|   |               | ATTACHING PARTS -----                            |                |                |
| - 2   | AN510-10R16   | SCREW -----                                      | 2              |                |
| - 3   | MS21044N3     | NUT -----  | 2              |                |
|   |               | ---*---  |                |                |
| - 4   | 0513156-2     | BRACKET-GROUND SERVICE PLUG -----                | 1              |                |
|   |               | ATTACHING PARTS -----                            |                |                |
|   | CR763-4-2     | RIVET CR -----                                   | 3              |                |
|   |               | ---*---  |                |                |
| - 5   | 0312155-10    | STRAP-GROUND -----                               | 1              |                |
| - 6   | 0513156-3     | LID ASSEMBLY-GROUND SERVICE PLUG -----           | 1              |                |
|   | 0850500-17    | SPRING-GROUND SERVICE PLUG -----                 | 1              |                |
|   | MS20253-2     | PIN-HINGE 2.25 IN LG BULK ITEM REF MS20253-2-225 | 1              |                |
| - 7   | 0500130-1     | PLACARD -----                                    | 1              |                |
| - 8   | 0713511-1     | FLASHER-NAVIGATION LIGHT -----                   | 1              |                |
|   |               | ATTACHING PARTS -----                            |                |                |
|   | S1021Z6-6     | SCREW -----                                      | 4              |                |
|   | NAS446-2-3    | NUT -----  | 4              |                |
|   |               | ---*---  |                |                |
| - 9   | SEE FIG 196   | LANDING LIGHT INSTALLATION -----                 | 1              |                |
| -10   | SEE FIG 193   | INSTRUMENT PANEL LIGHT -----                     | 1              |                |
|   |               | GENERATOR INSTALLATION-35 AMP -----              | 1              |                |
| -11   | 0500037-2     | GENERATOR INSTALLATION -----                     | 1              |                |
| -12   | 0500038-1     | PLACARD-35 AMP GENERATOR FUSE -----              | 1              |                |
|   | S1091-35      | FUSE-35 AMP -----                                | 2              |                |
| -13   | 0413205-10    | REGULATOR-VOLTAGE 35 AMP -----                   | 1              |                |
|   |               | ATTACHING PARTS -----                            |                |                |
| -14   | AN4-6A        | BOLT -----                                       | 3              |                |
|   |               | ---*---  |                |                |
| -15   | 0511319-201 * | BATTERY KIT -----                                | 1              |                |
|   | 0511319-2     | BATTERY -----                                    | 1              |                |
|   | 0511319-5     | PLACARD -----                                    | 1              |                |
| -16   | 0412007-1     | STRAP-BATTERY GROUND -----                       | 1              |                |
|   |               | ATTACHING PARTS -----                            |                |                |
|   | AN4-5A        | BOLT -----                                       | 1              |                |
|   | AN970-4       | WASHER -----                                     | 1              |                |
|   |               | ---*---  |                |                |
| -17   | 0712603-2     | CONTACTOR ASSEMBLY-MASTER SOLENOID -----         | 1              |                |
|   |               | ATTACHING PARTS -----                            |                |                |
|   | AN3-3A        | BOLT -----                                       | 2              |                |
|   | AN960-10L     | WASHER -----                                     | 2              |                |
|   | MS21044N3     | NUT -----  | 2              |                |
|   |               | ---*---  |                |                |
| -18   |               | DELETED-NEVER USED -----                         |                |                |
| -19   | SEE FIG 98    | ROTATING BEACON INSTALLATION -----               | 1              |                |
| -20   | S1091-1       | FUSE-ELECTRIC CLOCK 1 AMP -----                  | 1              |                |
|   | S1090-22      | FUSEHOLDER-ELECTRIC CLOCK 1 AMP -----            | 1              |                |
|   | S1090-23      | CAP-FUSE 1 AMP -----                             | 1              |                |
| -21   | S1407-6       | HORN ASSEMBLY-STALL WARNING -----                | 1              |                |
| -22   | 0500062-PA1   | CABLE-BATTERY CONTACTOR -----                    | 1              |                |
| NOTE. *THIS KIT INCLUDES DRY BATTERY & ELECTROLYTE                                  |               |  |                |                |
| A---P172 SERIAL P17257120 THRU P17257188<br>FP172 SERIAL FP172-0001 THRU FP172-0003 |               |  |                |                |

Electrical Equipment (Cont)

© 2009 UserFriendlyCDs

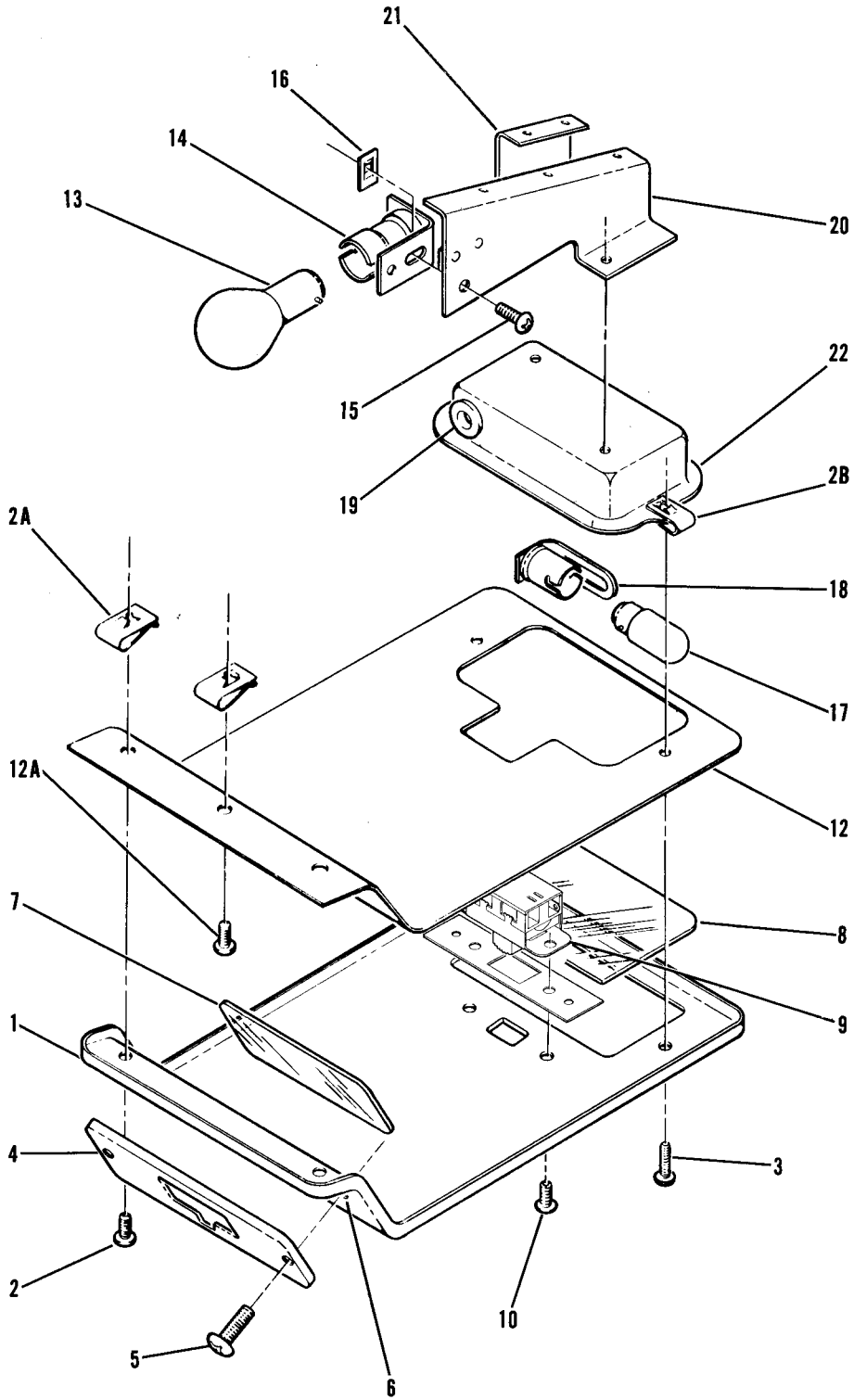


172 SERIAL 17249545 THRU 17259223  
F172 SERIAL F172-0001 THRU F17200754  
P172 SERIAL P17257120 THRU P17257188

Figure 193. Instrument Panel Lights Installation

| FIGURE AND INDEX NO. | PART NUMBER    | DESCRIPTION  | UNITS PER ASSY | USABLE ON CODE |
|----------------------|----------------|--|----------------|----------------|
|                      |                | <b>1 2 3 4 5 6 7</b>   |                |                |
| 193 -                |                | INSTRUMENT PANEL LIGHT INSTALLATION -----  | NP             | G              |
| - 1                  | 0511482-1      | COVER ASSEMBLY -----   | 1              | A              |
|                      | 0511482-9      | COVER ASSEMBLY -----   | 1              | B              |
|                      |                | ATTACHING PARTS -----  |                |                |
| - 2                  | S1021Z6-6      | SCREW -----  | 2              |                |
| - 3                  | S1021Z4-8      | SCREW -----  | 2              |                |
| - 4                  | NAS395-3-3     | NUT -----  | 2              |                |
| - 5                  | NAS395-1-3     | NUT -----  | 2              |                |
|                      |                | ---*---  |                |                |
| - 6                  | 0413141-1      | LENS -----   | 1              |                |
| - 7                  | 0511482-3      | LENS -----   | 1              |                |
| - 8                  | NAS680A06K     | NUTPLATE -----   | 1              |                |
| - 9                  | 0511482-5      | SHIELD -----   | 1              | E              |
|                      | 0511482-20     | SHIELD -----   | 1              | F              |
|                      |                | ATTACHING PARTS -----  |                |                |
| -10                  | AN515-6R10     | SCREW -----  | 2              |                |
|                      | AN960-6L       | WASHER -----   | 2              |                |
|                      |                | ---*---  |                |                |
| -11                  | S1831-1        | SWITCH -----   | 1              |                |
|                      |                | ATTACHING PARTS -----  |                |                |
| -12                  | AN515-4R4      | SCREW -----  | 2              |                |
| -13                  |                | DELETED-NOT USED -----   |                |                |
|                      |                | ---*---  |                |                |
| -14                  | MS15584-2      | LAMP -----   | 1              |                |
| -15                  | 0513208-1      | SOCKET -----   | 1              |                |
|                      |                | ATTACHING PARTS -----  |                |                |
| -16                  | S1021Z6-6      | SCREW -----  | 1              |                |
| -17                  | NAS446-2-3     | NUT -----  | 1              |                |
|                      |                | ---*---  |                |                |
| -18                  | S1876-1        | LAMP GE -----  | 1              |                |
| -19                  | 0413138        | SOCKET -----   | 1              |                |
|                      |                | ATTACHING PARTS -----  |                |                |
| -20                  | S1021Z4-6      | SCREW -----  | 1              |                |
| -21                  | NAS395-1-3     | NUT -----  | 1              |                |
|                      |                | ---*---  |                |                |
| -22                  | MS35489-4      | GROMMET -----  | 1              |                |
| -23                  | 0511483-2      | BRACKET -----  | 1              |                |
| -24                  | 0413140-5      | REFLECTOR -----  | 1              |                |
| -25                  | S1390-5        | KNOB ASSEMBLY -----  | 1              | D              |
| -26                  | 0713247-200    | RHEOSTAT ASSEMBLY -----  | 1              | C              |
|                      | S1880-2        | RHEOSTAT TRTA -----  | 1              | D              |
| -27                  | S1450-4A14-032 | WASHER -----   | 1              | D              |
|                      |                | NOTE. □THIS PART NUMBER MUST HAVE A SECOND DASH NUMBER ADDED TO DENOTE COLOR. REFER TO HOW TO ORDER INTERIOR PARTS-PAGE XIX.                                     |                |                |
|                      |                | A---172 SERIAL 17249545 THRU 17250573<br>P172 SERIAL P17257120 THRU P17257188<br>F172 SERIAL F172-0001 THRU F172-0018<br>FP172 SERIAL FP172-0001 THRU FP172-0003 |                |                |
|                      |                | B---172 SERIAL 17250573 THRU 17259223<br>F172 SERIAL F172-0019 THRU F17200774  |                |                |
|                      |                | C---172 SERIAL 17250573 THRU 17253786<br>F172 SERIAL F172-0019 THRU F172-0251  |                |                |
|                      |                | D---172 SERIAL 17253787 THRU 17259223<br>F172 SERIAL F172-0252 THRU F17200754  |                |                |
|                      |                | E---172 SERIAL 17249545 THRU 17254892<br>F172 SERIAL F172-0001 THRU F172-0319<br>P172 SERIAL P17257120 THRU P17257188<br>FP172 SERIAL FP172-0001 THRU FP172-0003 |                |                |
|                      |                | F---172 SERIAL 17254893 THRU 17259223<br>F172 SERIAL F172-0320 THRU F17200754  |                |                |
|                      |                | G---172 SERIAL 17249545 THRU 17259223<br>F172 SERIAL F172-0001 THRU F17200754<br>P172 SERIAL P17257120 THRU P17257188<br>FP172 SERIAL FP172-0001 THRU FP172-0003 |                |                |

Electrical Equipment (Cont)

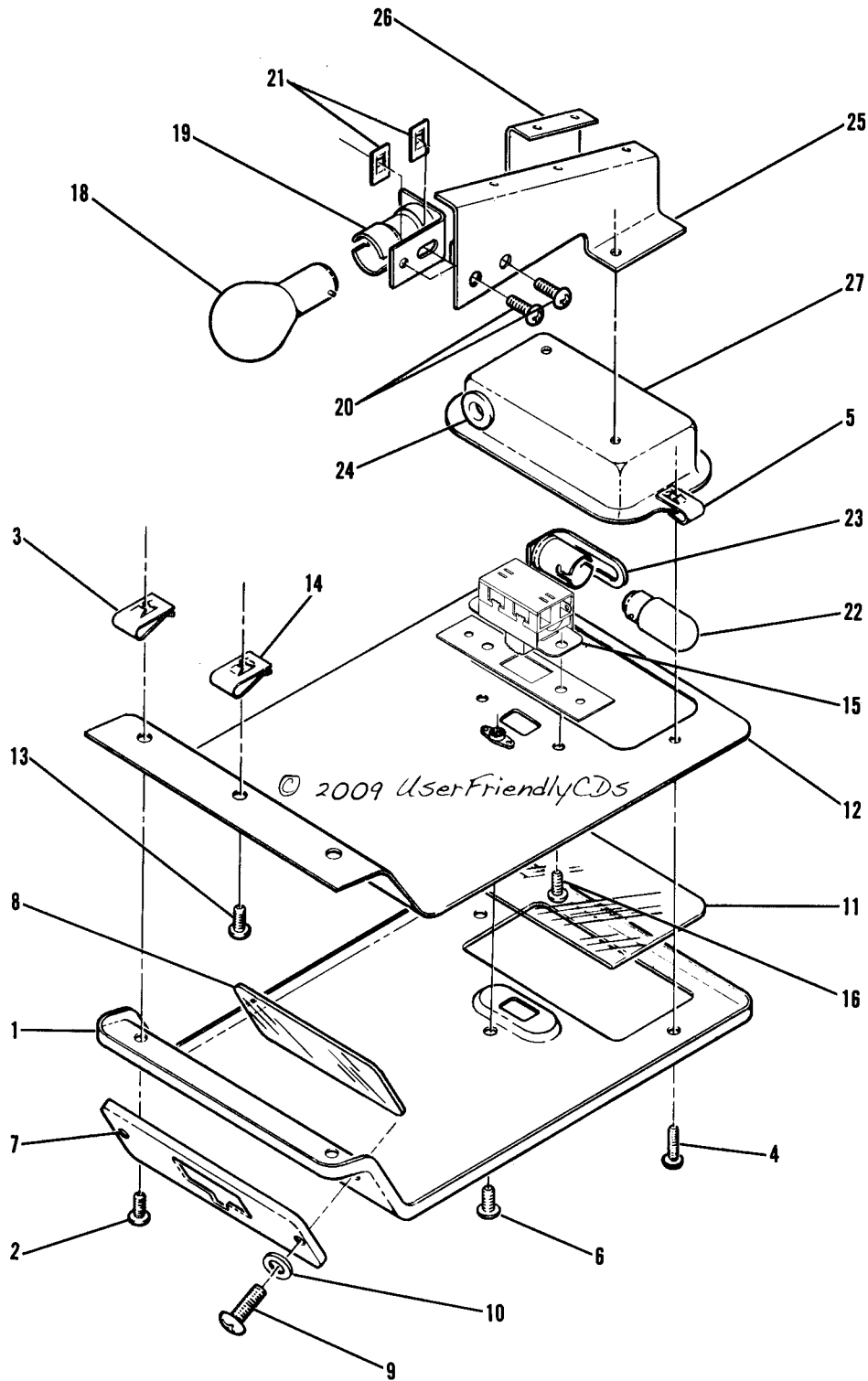


172 SERIAL 17259224 THRU 17259665  
P172 SERIAL F17200755 THRU F17200804

Figure 194. Instrument Panel Lights Installation

| FIGURE AND INDEX NO.   | PART NUMBER |   | DESCRIPTION  | UNITS PER ASSY | USABLE ON CODE |
|--|-------------|---|--|----------------|----------------|
| 194 -  |             |   | <b>1 2 3 4 5 6 7</b>   |                |                |
| - 1  | 0414013-6   | □ | INSTRUMENT PANEL LIGHT INSTALLATION -----<br>COVER ASSEMBLY -----<br>ATTACHING PARTS ----- | NP<br>1        | A              |
| - 2  | S102126-8   |   | SCREW -----  | 3              |                |
| - 2A   | NAS395-3-3  |   | NUTPLATE -----   | 3              |                |
| - 2B   | NAS395-1-3  |   | NUTPLATE -----   | 2              |                |
| - 3  | S102124-8   |   | SCREW -----<br>---*---   | 2              |                |
| - 4  | 0414013-7   | □ | SHIELD -----<br>ATTACHING PARTS -----  | 1              |                |
| - 5  | AN515-6R10  |   | SCREW -----<br>---*---   | 2              |                |
| - 6  | NAS680A06K  |   | NUTPLATE -----   | 2              |                |
| - 7  | 0414013-4   |   | LENS -----   | 1              |                |
| - 8  | 0413141-1   |   | LENS -----   | 1              |                |
| - 9  | S1831-1     |   | SWITCH-DOME LIGHT -----<br>ATTACHING PARTS -----   | 1              |                |
| -10  | AN515-4R4   |   | SCREW -----  | 2              |                |
| -11  |             |   | DELETED-NOT USED -----<br>---*---  |                |                |
| -12  | 0413503-2   |   | SUPPORT-OVERHEAD CONSOLE -----<br>ATTACHING PARTS -----                                    | 1              |                |
| -12A   | S102126-8   |   | SCREW -----  | 1              |                |
|  | NAS395-3-3  |   | NUTPLATE -----<br>---*---  | 1              |                |
| -13  | MS15584-2   |   | LAMP -----   | 1              |                |
| -14  | 0513208-1   |   | SOCKET -----<br>ATTACHING PARTS -----  | 1              |                |
| -15  | S102126-6   |   | SCREW -----  | 1              |                |
| -16  | NAS446-2-3  |   | NUT -----<br>---*---   | 1              |                |
| -17  | S1876-1     |   | LAMP -----   | 1              |                |
| -18  | 0413138     |   | SOCKET -----   | 1              |                |
| -19  | MS35489-4   |   | GROMMET -----  | 1              |                |
| -20  | 0413495-1   |   | BRACKET ASSEMBLY -----   | 1              |                |
| -21  | 0413495-2   |   | BRACKET-LH -----   | 1              |                |
| -22  | 0413495-3   |   | BRACKET-RH -----   | 1              |                |
|  | 0413140-5   |   | REFLECTOR -----  | 1              |                |
| <p>NOTE. □THIS PART MUST HAVE A SECOND DASH NUMBER ADDED TO DENOTE COLOR. REFER TO HOW TO ORDER INTERIOR PARTS-PAGE XIX.</p> <p>A---172 SERIAL 17259224 THRU 17259665<br/>F172 SERIAL F17200755 THRU F17200804</p> |             |   |  |                |                |

Electrical Equipment (Cont)



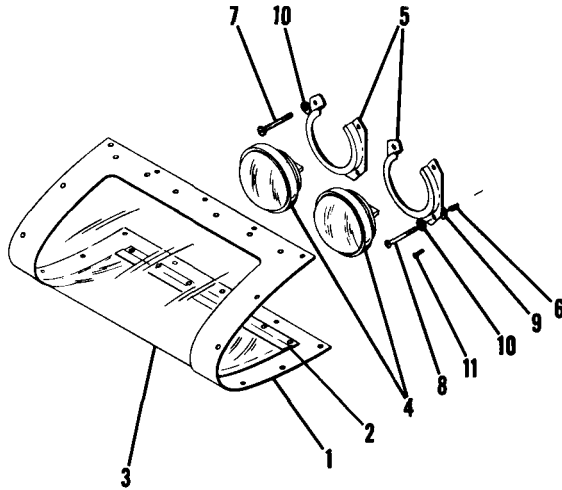
172 SERIAL 17259666 THRU 17263458  
F172 SERIAL F17200805 THRU F17201234

Figure 195. Instrument Panel Lights Installation



| FIGURE AND INDEX NO.  | PART NUMBER | DESCRIPTION                         | UNITS PER ASSY | USABLE ON CODE |
|---|-------------|-------------------------------------|----------------|----------------|
| 195 -   |             | <b>1 2 3 4 5 6 7</b>                |                |                |
| - 1   | 0414013-9   | INSTRUMENT PANEL LIGHT INSTALLATION | NP             | A              |
| - 2   | S102126-8   | COVER ASSEMBLY                      | 1              |                |
| - 3   | NAS395-3-3  | ATTACHING PARTS                     |                |                |
| - 4   | S102124-8   | SCREW                               | 2              |                |
| - 5   | NAS395-1-3  | NUT                                 | 2              |                |
| - 6   | S102128-10  | SCREW                               | 2              |                |
|   |             | -----*                              |                |                |
| - 7   | 0414013-7   | SHIELD                              | 1              |                |
| - 8   | 0414013-4   | LENS                                | 1              |                |
| - 9   | AN515-6R10  | SCREW                               | 2              |                |
| -10   | AN96008L    | WASHER                              | 2              |                |
| -11   | 0413141-1   | LENS                                | 1              |                |
| -12   | 0413503-8   | SUPPORT ASSEMBLY-OVERHEAD CONSOLE   | 1              |                |
|   |             | ATTACHING PARTS                     |                |                |
| -13   | S102126-8   | SCREW                               | 1              |                |
| -14   | NAS395-3-3  | NUT                                 | 1              |                |
|   |             | -----*                              |                |                |
| -15   | S1831-1     | SWITCH-DOME LIGHT                   | 1              |                |
|   |             | ATTACHING PARTS                     |                |                |
| -16   | AN515-4R4   | SCREW                               | 2              |                |
| -17   |             | DELETED-NOT USED                    |                |                |
|   |             | -----*                              |                |                |
| -18   | MS15584-2   | LAMP                                | 1              |                |
| -19   | 0513208-1   | SOCKET                              | 1              |                |
|   |             | ATTACHING PARTS                     |                |                |
| -20   | S102126-4   | SCREW                               | 2              |                |
| -21   | NAS446-2-1  | NUT                                 | 2              |                |
|   |             | -----*                              |                |                |
| -22   | S1876-1     | LAMP                                | 1              |                |
| -23   | 0413138     | SOCKET                              | 1              |                |
| -24   | MS35489-4   | GROMMET                             | 1              |                |
|   | 0413495-1   | BRACKET ASSEMBLY                    | 1              |                |
| -25   | 0413495-2   | BRACKET LH                          | 1              |                |
| -26   | 0413495-3   | BRACKET RH                          | 1              |                |
| -27   | 0413140-5   | REFLECTOR                           | 1              |                |
| <p>NOTE. □THIS PART MUST HAVE A SECOND DASH NUMBER ADDED TO DENOTE COLOR. REFER TO HOW TO ORDER INTERIOR PARTS-PAGE XIX.</p> <p>A---172 SERIAL 17259666 THRU 17263458<br/>           F172 SERIAL F17200805 THRU F17201234</p> |             |                                     |                |                |

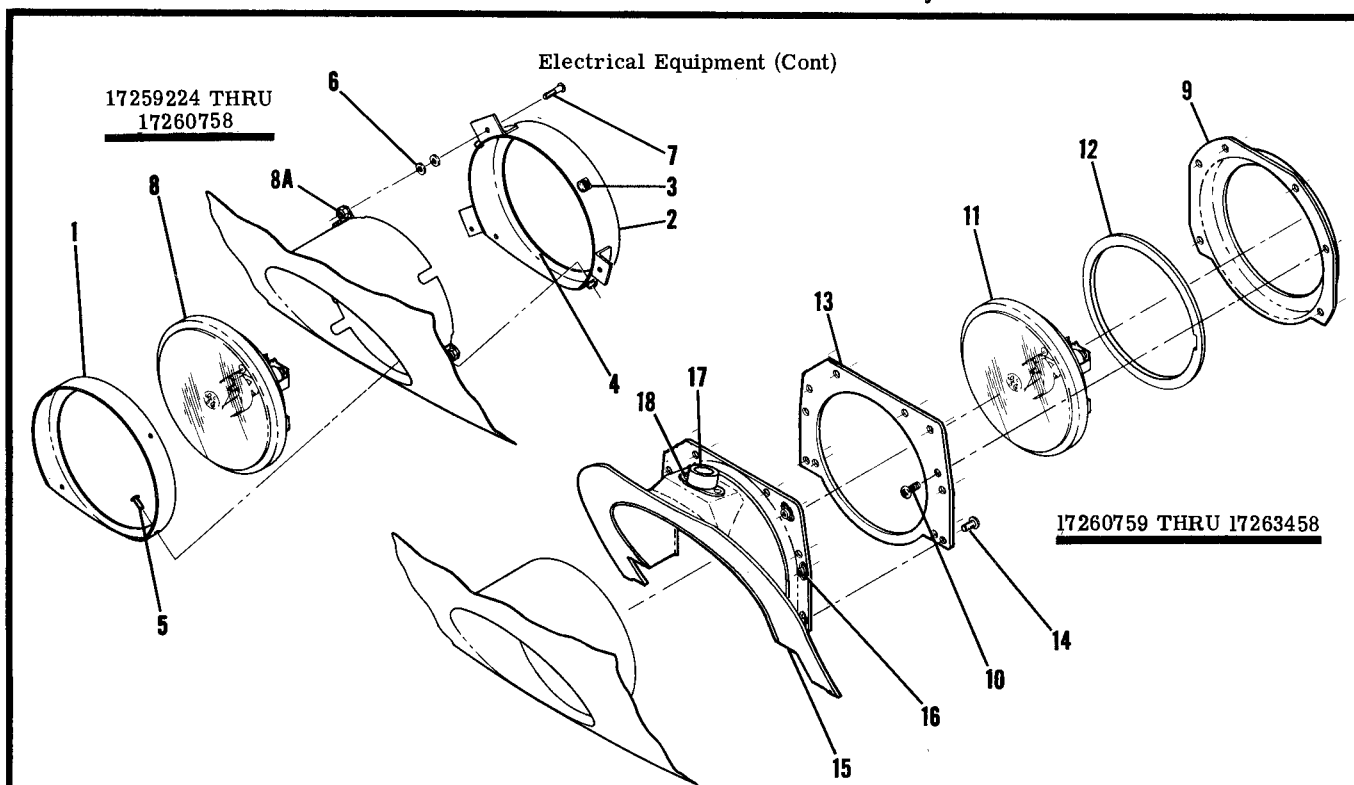
Electrical Equipment (Cont)



**F172 SERIAL F172-0001 THRU F17200804**  
**172 SERIAL 17249545 THRU 17259223**  
**P172 SERIAL P17257120 THRU P17257188**

Figure 196. Landing Light Installation

| FIGURE AND INDEX NO. | PART NUMBER | DESCRIPTION   | UNITS PER ASSY | USABLE ON CODE |
|----------------------|-------------|---|----------------|----------------|
| 196 -                |             | <b>1 2 3 4 5 6 7</b>  |                |                |
| - 1                  | 0523115     | LANDING LIGHTS INSTALLATION -----   | NP             | A              |
| - 2                  | 0523115-3   | WINDOW ASSEMBLY-LANDING LIGHT -----   | 1              |                |
| - 3                  | 0523115-5   | RETAINER -----  | 2              |                |
| - 4                  | 0523118-1   | WINDOW-PLEXIGLASS -----   | 1              |                |
|                      |             | LIGHT-LANDING -----   | 2              |                |
|                      |             | ATTACHING PARTS -----   |                |                |
| - 5                  | 0423542-6   | CHANNEL -----   | 1              |                |
| - 6                  | 0713124-1   | SPRING -----  | 8              |                |
| - 7                  | AN515-8R26  | SCREW -----   | 1              |                |
| - 8                  | AN515-8R22  | SCREW -----   | 7              |                |
| - 9                  | AN960-8L    | WASHER -----  | 8              |                |
| -10                  | AN960-10    | WASHER -----  | AR             |                |
|                      |             | -----*  |                |                |
| -11                  | AN515-8R7   | SCREW -----   | 1              |                |
|                      | MS21044N08  | NUT -----   | 1              |                |
|                      |             | A---P172 SERIAL P17257120 THRU P17257188<br>F172 SERIAL F172-0001 THRU F172-0003<br>172 SERIAL 17249545 THRU 17259223<br>F172 SERIAL F172-0001 THRU F17200804 |                |                |

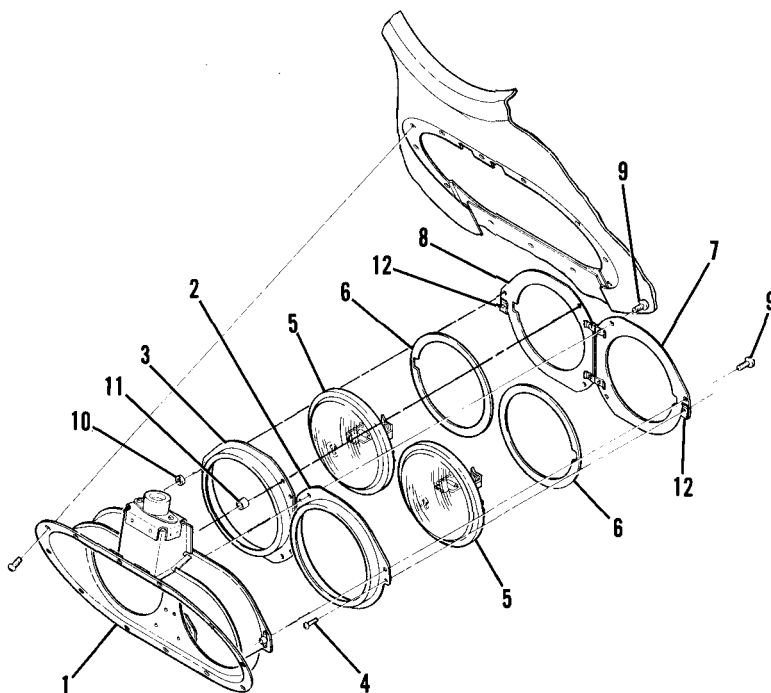


**172 SERIAL 17259224 THRU 17263458**  
**F172 SERIAL F17200805 THRU F17201234**

Figure 197. Landing Light Installation

| FIGURE AND INDEX NO.   | PART NUMBER   | DESCRIPTION                              | UNITS PER ASSY | USABLE ON CODE |
|--|---------------|--|----------------|----------------|
| <b>1 2 3 4 5 6 7</b>   |               |  |                |                |
| 197 -  |               | LANDING LIGHT INSTALLATION -----         | NP             | A              |
| - 1  | 0552122-1     | BRACKET -----                            | 1              |                |
| - 2  | 0552119-6     | BRACKET ASSEMBLY-SUPPORT -----           | 1              |                |
| - 3  | NAS1067A3     | NUT -----                                | 4              |                |
| - 4  | S2108-2-17.00 | SEAL-VINYL FOAM -----                    | 1              |                |
| - 5  | AN520-10R6    | SCREW -----                              | 4              |                |
| - 6  | NAS620-8L     | WASHER MAX. OF 2 -----                   | AR             |                |
|  | NAS620-8      | WASHER ALT -----                         | AR             |                |
| - 7  | AN515-8R8     | SCREW -----                              | 4              |                |
| - 8  | 4522          | LAMP -----                               | 1              |                |
| - 8A   | AN256F8       | ANGLE NUT -----                          | 3              |                |
|  |               | LANDING LIGHT INSTALLATION -----         | NP             | B              |
| - 9  | 1752111-3     | BRACKET ASSY-LANDING LIGHT AFT -----     | 1              |                |
|  |               | ATTACHING PARTS -----                    |                |                |
| -10  | AN520-10R8    | SCREW -----                              | 6              |                |
|  |               | -----*                                   |                |                |
| -11  | 4522          | LAMP -----                               | 1              |                |
| -12  | 1752113-1     | GASKET -----                             | 1              |                |
| -13  | 1752110-3     | BRACKET-LANDING LIGHT FWD -----          | 1              |                |
|  |               | ATTACHING PARTS -----                    |                |                |
| -14  | AN520-10R8    | SCREW -----                              | 11             |                |
|  |               | -----*                                   |                |                |
| -15  | 0552133-5     | SUPPORT DOUBLER ASSY-LANDING LIGHT ----- | 1              |                |
| -16  | NAS697A3      | NUTPLATE -----                           | 5              |                |
| -17  | S1115-29      | SHOCKMOUNT -----                         | 1              |                |
| -18  | AN515-8-6     | SCREW -----                              | 2              |                |
| A---172 SERIAL 17259224 THRU 17260758<br>F172 SERIAL F17200805 THRU F17200881<br>B---172 SERIAL 17260759 THRU 17263458<br>F172 SERIAL F17200882 THRU F17201234 |               |  |                |                |

Electrical Equipment (Cont)



172 SERIAL 17261899 THRU 17263458  
 F172 SERIAL F17201035 THRU F17201234

Figure 198. Dual Landing Lights

| FIGURE AND INDEX NO. | PART NUMBER | DESCRIPTION   | UNITS PER ASSY | USABLE ON CODE |
|----------------------|-------------|---|----------------|----------------|
| 198 -                |             | 1 2 3 4 5 6 7<br>LANDING LIGHT INSTALLATION -----                             | NP             | A              |
| - 1                  | SEE FIG 120 | SUPPORT ASSEMBLY-LANDING LIGHT -----  | 1              |                |
| - 2                  | 1752118-1   | BRACKET-LH -----  | 1              |                |
| - 3                  | 1752118-2   | BRACKET-RH -----  | 1              |                |
|                      |             | ATTACHING PARTS   |                |                |
| - 4                  | S102126-8   | SCREW -----   | 3              |                |
|                      |             | ---*---   |                |                |
| - 5                  | 4509        | LAMP GE -----   | 2              |                |
| - 6                  | 0752646-1   | GASKET -----  | AR             |                |
| - 7                  | 1752118-3   | PLATE ASSEMBLY-LH -----   | 1              |                |
| - 8                  | 1752118-4   | PLATE ASSEMBLY-RH -----   | 1              |                |
|                      |             | ATTACHING PARTS   |                |                |
| - 9                  | AN515-8R8   | SCREW -----   | 3              |                |
| -10                  | NAS43003-7  | SPACER RH ONLY -----  | 1              |                |
| -11                  | NAS43003-16 | SPACER RH ONLY -----  | 1              |                |
|                      |             | ---*---   |                |                |
| -12                  | NAS448-1-3  | NUT -----   | 3              |                |
|                      |             | A---172 SERIAL 17261899 THRU 17263458<br>F172 SERIAL F17201035 THRU F17201234 |                |                |

Electrical Equipment (Cont)

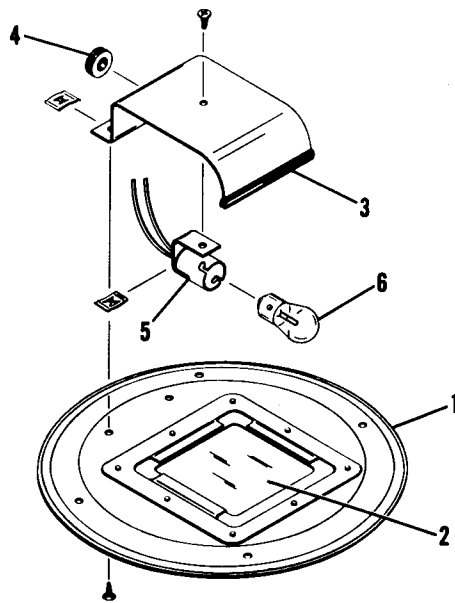
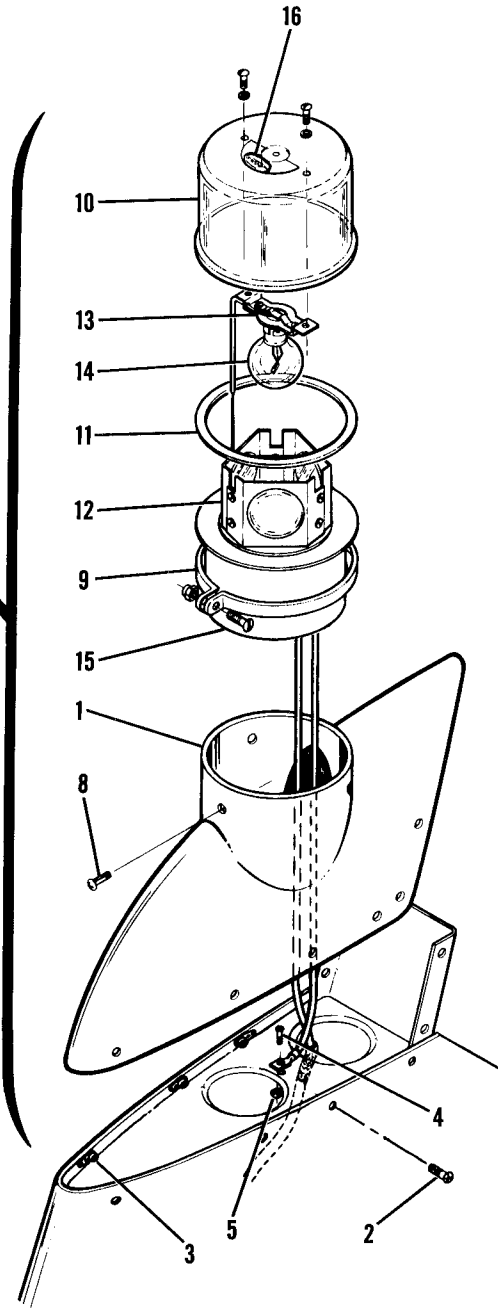
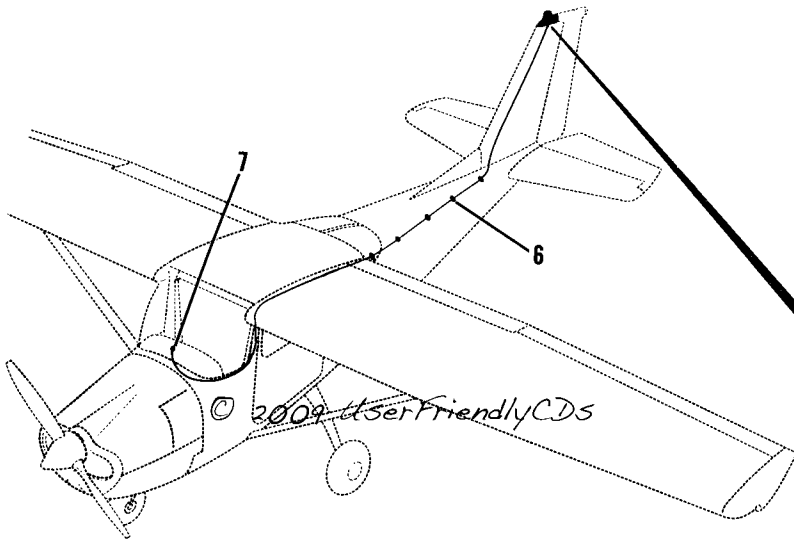


Figure 199. Courtesy Light Installation

| FIGURE AND INDEX NO. | PART NUMBER | DESCRIPTION                          | UNITS PER ASSY | USABLE ON CODE |
|----------------------|-------------|--------------------------------------|----------------|----------------|
|                      |             | <b>1 2 3 4 5 6 7</b>                 |                |                |
| 199 -                |             | COURTESY LIGHT INSTALLATION -----    | NP             |                |
| - 1                  | 0521101-2   | PLATE ASSEMBLY-COURTESY LIGHT -----  | 2              |                |
|                      | S102128-6   | ATTACHING PARTS -----                |                |                |
|                      |             | SCREW -----                          | 4              |                |
|                      |             | -----*                               |                |                |
| - 2                  | 0521101-6   | LENS -----                           | 1              |                |
|                      | 0700616-1   | SHIELD ASSEMBLY-COURTESY LIGHT ----- | 2              |                |
|                      |             | ATTACHING PARTS -----                |                |                |
|                      | S102126-8   | SCREW -----                          | 1              |                |
|                      | AN515-6R5   | SCREW -----                          | 1              |                |
|                      | NAS446-2-3  | NUT -----                            | 1              |                |
|                      | MS21044N06  | NUT -----                            | 1              |                |
|                      |             | -----*                               |                |                |
| - 3                  | S1055-1     | CHANNEL 2.25 IN LONG BULK ITEM ----- | 1              |                |
|                      |             | REF S-1055-1-2.25                    |                |                |
| - 4                  | MS35489-134 | GROMMET -----                        | 1              |                |
| - 5                  | 0513208-1   | SOCKET ASSEMBLY -----                | 1              |                |
|                      |             | ATTACHING PARTS -----                |                |                |
|                      | S102126-6   | SCREW -----                          | 1              |                |
|                      | NAS446-2-3  | NUT -----                            | 1              |                |
|                      |             | -----*                               |                |                |
| - 6                  | MS15584-2   | LAMP -----                           | 2              |                |

Electrical Equipment (Cont)



**172 SERIAL 17249545 THRU 17254892**  
**F172 SERIAL F172-0001 THRU F172-0319**  
**P172 SERIAL P17257120 THRU P17257188**

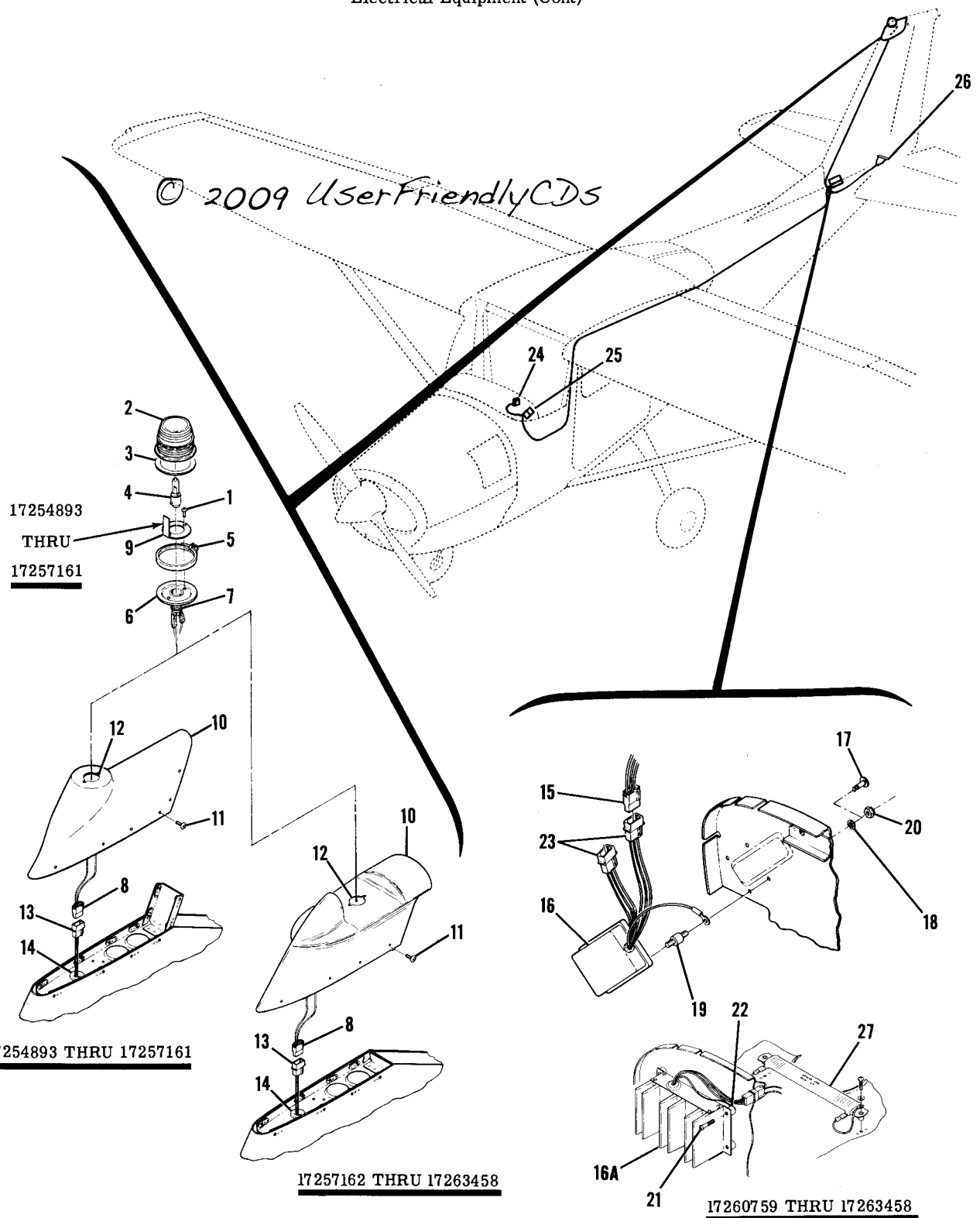
Figure 200. Rotating Beacon Installation



| FIGURE AND INDEX NO. | PART NUMBER   | DESCRIPTION  | UNITS PER ASSY | USABLE ON CODE |
|----------------------|---------------|--|----------------|----------------|
|                      |               | <b>1 2 3 4 5 6 7</b>   |                |                |
| 200 -                |               | ROTATING BEACON INSTALLATION -----   | NP             | C              |
| - 1                  | 0531007-3-791 | TIP-ROTATING BEACON -----  | 1              |                |
|                      |               | ATTACHING PARTS -----  |                |                |
| - 2                  | S1021Z6-4     | SCREW -----  | 12             |                |
| - 3                  | NAS445-2      | NUT -----  | 8              |                |
|                      |               | -----*-----  |                |                |
| - 4                  | AN515-8R8     | SCREW-GROUND -----   | 1              |                |
| - 5                  | MS21044V08    | NUT-GROUND -----   | 1              |                |
| - 6                  | MS35489-6     | GROMMET -----  | 5              |                |
| - 7                  | S1232-10      | CIRCUIT BREAKER ASSEMBLY -----   | 1              | A              |
|                      | S1360-10      | CIRCUIT BREAKER ASSEMBLY -----   | 1              | B              |
|                      | 0713026-4     | SWITCH-CIRCUIT BREAKER -----   | 1              | B              |
|                      | 0700120-1     | ROTATING BEACON ASSEMBLY -----   | 1              |                |
|                      |               | ATTACHING PARTS -----  |                |                |
| - 8                  | AN515-6R6     | SCREW -----  | 3              |                |
|                      |               | -----*-----  |                |                |
| - 9                  | WRM25         | CLAMP ASSEMBLY WHEL -----  | 1              |                |
| -10                  | WRM10         | DOME ASSEMBLY WHEL -----   | 1              |                |
| -11                  | WRM30         | GASKET-DOME WHEL -----   | 1              |                |
| -12                  | WRM20         | LENS ASSEMBLY WHEL -----   | 1              |                |
| -13                  | WRM15         | SOCKET ASSEMBLY WHEL -----   | 1              |                |
| -14                  | WRM44-12      | BULB WHEL -----  | 1              |                |
| -15                  | WRM39         | MOTOR ASSEMBLY 12 VOLT WHEL -----  | 1              |                |
| -16                  | S1433-1       | PLACARD-CESSNA LABEL -----   | 1              |                |
|                      |               | A---172 SERIAL 17249545 THRU 17250572<br>P172 SERIAL P17257120 THRU P17257188<br>F172 SERIAL F172-0001 THRU F172-0018<br>FP172 SERIAL FP172-0001 THRU FP172-0003 |                |                |
|                      |               | B---172 SERIAL 17250573 THRU 17254892<br>F172 SERIAL F172-0019 THRU F172-0319  |                |                |
|                      |               | C---172 SERIAL 17249545 THRU 17254892<br>F172 SERIAL F172-0001 THRU F172-0319<br>P172 SERIAL P17257120 THRU P17257188<br>FP172 SERIAL FP172-0001 THRU FP172-0003 |                |                |

Electrical Equipment (Cont)

© 2009 UserFriendlyCDS



17254893  
THRU  
17257161

17254893 THRU 17257161

17257162 THRU 17263458

17260759 THRU 17263458

172 SERIAL 17254893 THRU 17263458  
F172 SERIAL F172-0320 THRU F17201234  
Figure 201. Flashing Beacon Light Installation



| FIGURE AND INDEX NO. | PART NUMBER  | DESCRIPTION   | UNITS PER ASSY | USABLE ON CODE |
|----------------------|--------------|---|----------------|----------------|
| 201 -                |              | <b>FLASHING BEACON LIGHT INSTALLATION</b>                                     | NP             | A              |
|                      | C621001-0106 | LIGHT ASSEMBLY-FLASHING BEACON FSD C621001-0106                               | 1              | G              |
|                      |              | LIGHT ASSEMBLY-FLASHING BEACON  | 1              | H              |
|                      |              | ATTACHING PARTS   |                |                |
| - 1                  | AN515-8R8    | SCREW   | 2              |                |
|                      |              | -----*-----   |                |                |
| - 2                  | C17325       | DOME AESC   | 1              |                |
| - 3                  | C17330       | GASKET AESC   | 1              |                |
| - 4                  | C17312-3     | LAMP AESC   | 1              | G              |
|                      | 40-14        | LAMP AESC   | 1              | H              |
| - 5                  | C17326       | CLAMP ASSEMBLY AESC   | 1              |                |
| - 6                  | C17331-3     | PLATE-MOUNTING AESC   | 1              | G              |
|                      | C17331-6     | PLATE-MOUNTING AESC   | 1              | H              |
| - 7                  | C17313       | SOCKET ASSEMBLY AEFS  | 1              |                |
| - 8                  | S1638-1      | HOUSING-PLUG  | 1              |                |
| - 9                  | 0731607-2    | BAFFLE-FLASHING BEACON  | 1              | B              |
| -10                  | 0531009-1    | TIP ASSEMBLY-FIN  | 1              | B              |
|                      | 0531013-2    | TIP ASSEMBLY-FIN  | 1              | C              |
|                      |              | ATTACHING PARTS   |                |                |
| -11                  | S1021Z6-4    | SCREW   | 12             |                |
|                      |              | -----*-----   |                |                |
| -12                  | NAS680A08    | NUTPLATE  | 2              |                |
| -13                  | S1638-2      | HOUSING CAP   | 1              |                |
| -14                  | MS35489-13   | GROMMET   | 1              |                |
| -15                  | S1638-1      | HOUSING PLUG  | 1              |                |
| -16                  | C594501-0201 | FLASHER ASSEMBLY-BEACON LIGHT WEU C594501-0203                                | 1              | D              |
|                      | C594501-0203 | FLASHER ASSEMBLY-BEACON LIGHT   | 1              | E              |
| -16A                 | C594502-0101 | FLASHER ASSEMBLY-BEACON LIGHT   | 1              | K              |
|                      |              | ATTACHING PARTS   |                |                |
| -17                  | AN515-8R6    | SCREW   | 3              | B              |
| -18                  | AN936A8      | WASHER  | 3              |                |
| -19                  | 0411059-4    | MOUNT   | 3              | J              |
| -20                  | MS21044N08   | NUT   | 3              | C              |
| -21                  | AN515-8R8    | SCREW   | 4              | K              |
| -22                  | NAS43DD3-16  | SPACER  | 4              | K              |
|                      |              | -----*-----   |                |                |
| -23                  | S1638-2      | HOUSING   | 2              | E              |
|                      | S1638-2      | HOUSING   | 2              | K              |
| -24                  |              | CIRCUIT BREAKER SEE INSTRUMENT PANEL  | 1              |                |
| -25                  |              | SWITCH SEE INSTRUMENT PANEL   | 1              |                |
| -26                  | ZR075-11.5   | RESISTOR  | 1              | F              |
| -27                  | DR95-1.5     | RESISTOR  | 1              | K              |
|                      |              | ATTACHING PARTS   |                |                |
|                      | AN515-8R11   | SCREW   | 2              |                |
|                      |              | -----*-----   |                |                |
|                      |              | A---172 SERIAL 17254893 THRU 17263458<br>F172 SERIAL F172-0320 THRU F17201234 |                |                |
|                      |              | B---172 SERIAL 17254893 THRU 17257161<br>F172 SERIAL F172-0320 THRU F172-0559 |                |                |
|                      |              | C---172 SERIAL 17257162 THRU 17263458<br>F172 SERIAL F172-0560 THRU F17201234 |                |                |
|                      |              | D---172 SERIAL 17254893 THRU 17258801<br>F172 SERIAL F172-0320 F172-0779      |                |                |
|                      |              | E---172 SERIAL 17258802 THRU 17260758<br>F172 SERIAL F17200755 THRU F17200904 |                |                |
|                      |              | F---172 SERIAL 17259140 THRU 17260758<br>F172 SERIAL F17200755 THRU F17200904 |                |                |
|                      |              | G---172 SERIAL 17254893 THRU 17261419<br>F172 SERIAL F172-0320 THRU F17201034 |                |                |
|                      |              | H---172 SERIAL 17261420 THRU 17263458<br>F172 SERIAL F17201035 THRU F17201234 |                |                |
|                      |              | J---172 SERIAL 17257162 THRU 17260758<br>F172 SERIAL F172-0560 THRU F17200904 |                |                |
|                      |              | K---172 SERIAL 17260759 THRU 17263458<br>F172 SERIAL F17200905 THRU F17201234 |                |                |

Electrical Equipment (Cont)

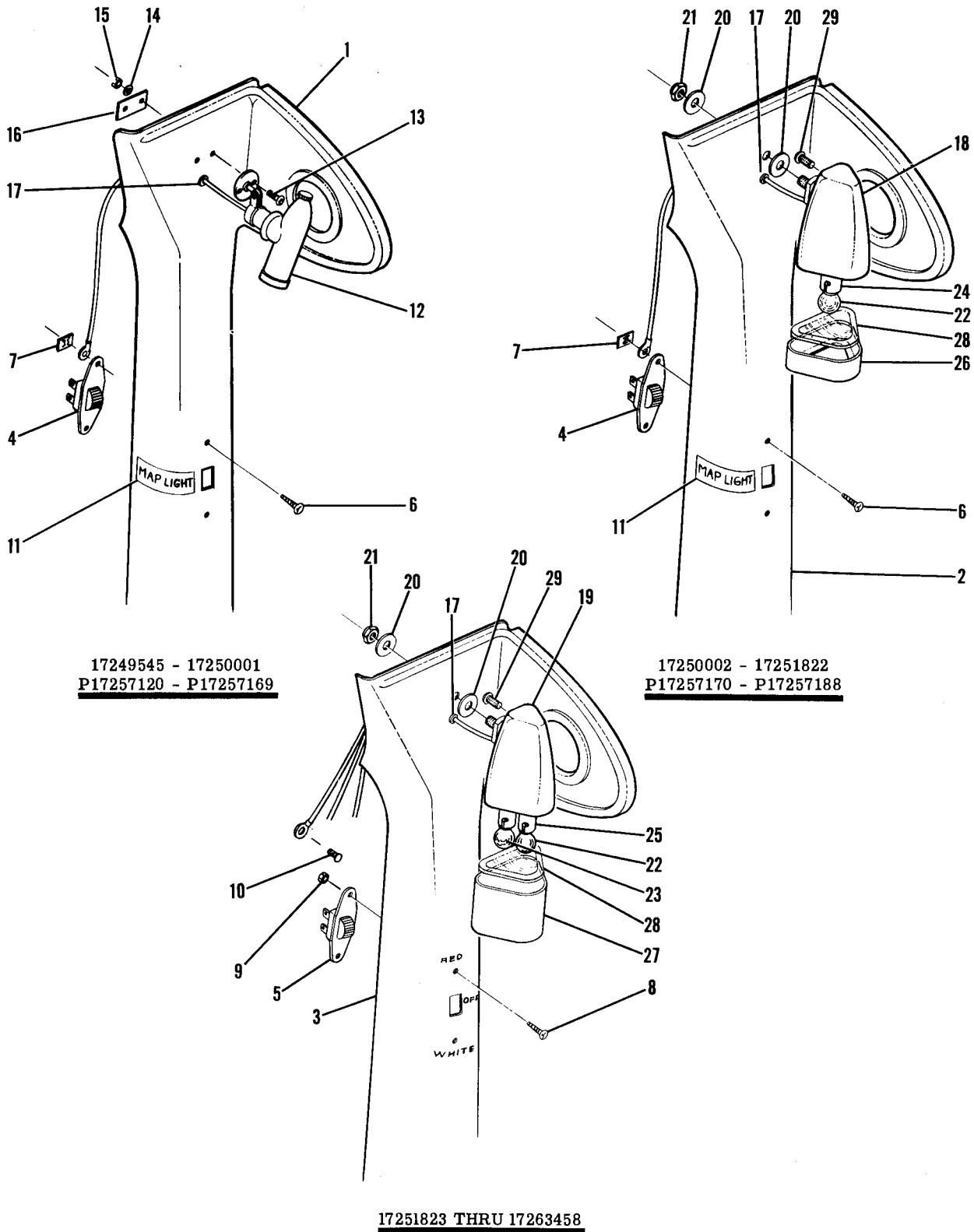
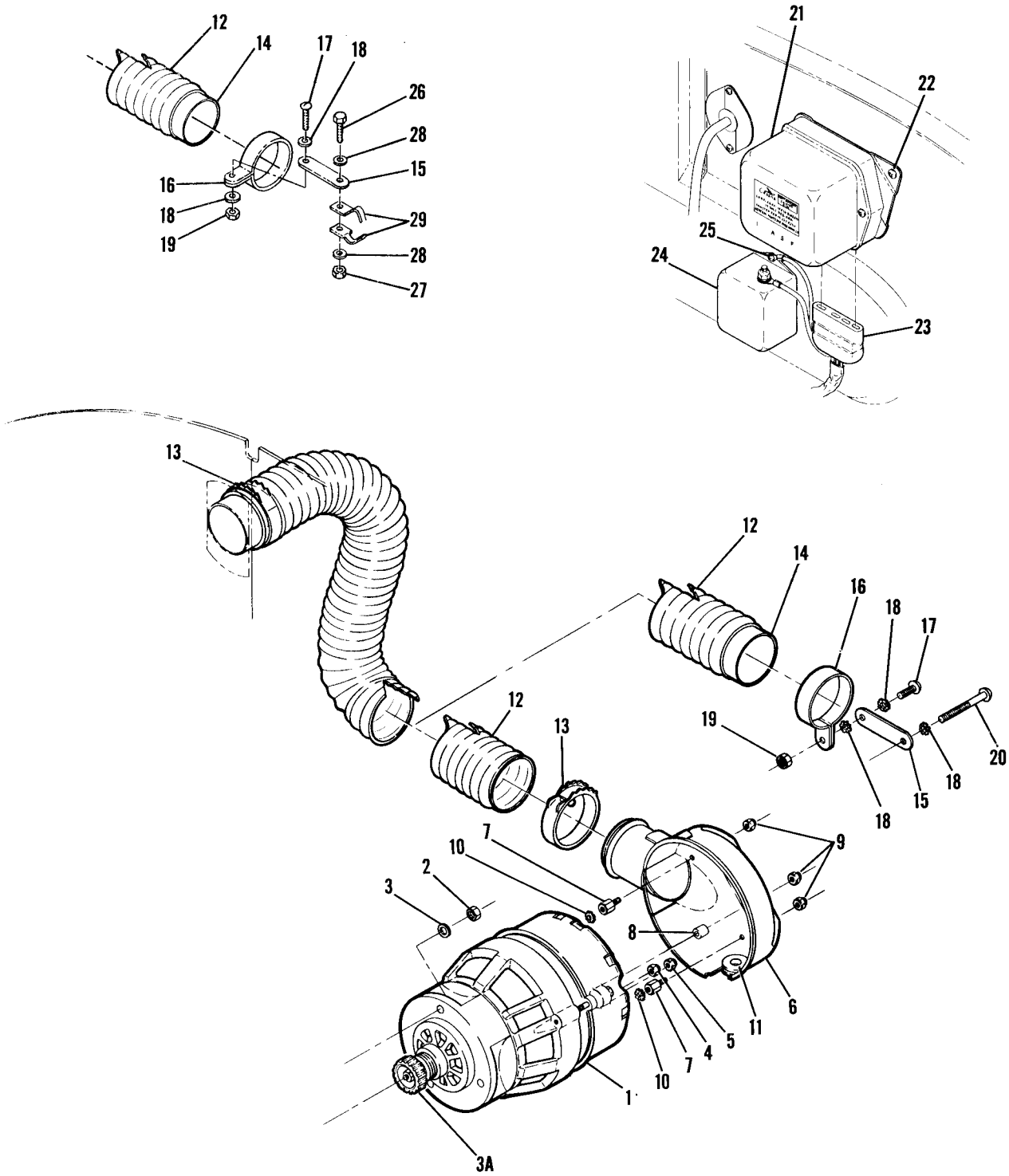


Figure 202. Map Light Installation



| FIGURE AND INDEX NO. | PART NUMBER    | DESCRIPTION  | UNITS PER ASSY | USABLE ON CODE |
|----------------------|----------------|--|----------------|----------------|
|                      |                | <b>1 2 3 4 5 6 7</b>   |                |                |
| 202 -                |                | MAP LIGHT INSTALLATION -----   | NP             |                |
| - 1                  | 0711133-15     | SHIELD-FRONT DOORPOST LH -----   | 1              | A              |
| - 2                  | 0711133-17     | SHIELD-FRONT DOORPOST LH -----   | 1              | B              |
| - 3                  | 0711133-33     | SHIELD-FRONT DOORPOST LH -----   | 1              | F              |
|                      | 0711133-49     | SHIELD-FRONT DOORPOST LH WHEN EXHAUSTED USE 0413484-4 -----  | 1              | G              |
|                      | 0413484-4      | SHIELD ASSEMBLY-FRONT DOORPOST -----   | 1              | H              |
|                      | 0413484-9      | SHIELD ASSEMBLY-FRONT DOOR POST -----  | 1              | J              |
|                      | 0413484-11     | SHIELD ASSEMBLY-FRONT DOOR POST -----  | 1              | K              |
|                      | 0413484-13     | SHIELD ASSEMBLY-FRONT DOOR POST -----  | 1              | L              |
| - 4                  | 0713029        | SWITCH-MAP LIGHT -----   | 1              | C              |
| - 5                  | S1501-1        | SWITCH-MAP LIGHT -----   | 1              | D              |
|                      |                | ATTACHING PARTS -----  |                |                |
| - 6                  | S102124-6      | SCREW -----  | 2              | C              |
| - 7                  | NAS446-1-3     | NUT -----  | 2              | C              |
| - 8                  | AN515-3R6      | SCREW -----  | 2              | D              |
| - 9                  | AN340-3        | NUT -----  | 2              | D              |
|                      |                | -----*   |                |                |
| -10                  | S102124-4      | SCREW GROUND WIRE -----  | 1              | D              |
| -11                  | 0713210-4      | PLACARD-MAP LIGHT -----  | 1              | C              |
| -12                  | 0713017-22     | SPOTLIGHT ASSEMBLY -----   | 1              | A              |
|                      |                | ATTACHING PARTS -----  |                |                |
| -13                  | AN515-6R8      | SCREW -----  | 2              | A              |
| -14                  | AN960-6        | WASHER -----   | 2              | A              |
| -15                  | MS21044N06     | NUT -----  | 2              | A              |
| -16                  | 0511311-5      | DOUBLER -----  | 1              | A              |
|                      |                | -----*   |                |                |
| -17                  | MS35489-4      | GROMMET -----  | 1              |                |
| -18                  | 1470089-10-532 | MAPLIGHT ASSEMBLY -----  | 1              | B              |
| -19                  | 1470089-14     | MAPLIGHT ASSEMBLY -----  | 1              | D              |
|                      |                | ATTACHING PARTS -----  |                |                |
| -20                  | AN970-3        | WASHER -----   | 2              | E              |
| -21                  | MS21044N3      | NUT -----  | 1              | E              |
|                      |                | -----*   |                |                |
| -22                  | 1816           | LAMP GE -----  | 1              | E              |
| -23                  | 1816TR         | LAMP RED GE -----  | 1              | D              |
| -24                  | 1924           | SOCKET SHH1 -----  | 1              | B              |
| -25                  | 101-757        | SOCKET ASSEMBLY ISES -----   | 1              | D              |
| -26                  | 1470089-6      | RETAINER -----   | 1              | B              |
| -27                  | 0700148-1      | HOOD -----   | 1              | D              |
| -28                  | 1470089-18     | LENS -----   | 1              | E              |
| -29                  | AN515-6R8      | SCREW-ADJUSTMENT -----   | 1              | E              |
|                      |                | NOTE. □ THIS PART NUMBER MUST HAVE A SECOND DASH NUMBER ADDED TO DENOTE COLOR. REFER TO HOW TO ORDER INTERIOR PARTS-PAGE XIX.                                    |                |                |
|                      |                | A---172 SERIAL 17249545 THRU 17250001<br>F172 SERIAL F172-0001 THRU F172-0003<br>P172 SERIAL P17257120 THRU P17257169  |                |                |
|                      |                | B---172 SERIAL 17250002 THRU 17251822<br>F172 SERIAL F172-0004 THRU F172-0085<br>P172 SERIAL P17257170 THRU P17257188<br>FP172 SERIAL FP172-0001 THRU FP172-0003 |                |                |
|                      |                | C---172 SERIAL 17249545 THRU 17251822<br>F172 SERIAL F172-0001 THRU F172-0085<br>P172 SERIAL P17257120 THRU P17257188<br>FP172 SERIAL FP172-0001 THRU FP172-0003 |                |                |
|                      |                | D---172 SERIAL 17251823 THRU 17263458<br>F172 SERIAL F172-0086 THRU F17201234  |                |                |
|                      |                | E---172 SERIAL 17250002 THRU 17263458<br>F172 SERIAL F172-0004 THRU F17201234<br>P172 SERIAL P17257170 THRU P17257188<br>FP172 SERIAL FP172-0001 THRU FP172-0003 |                |                |
|                      |                | F---172 SERIAL 17251823 THRU 17254892<br>F172 SERIAL F172-0086 THRU F172-0319  |                |                |
|                      |                | G---172 SERIAL 17254893 THRU 17257161<br>F172 SERIAL F172-0320 THRU F172-0559  |                |                |
|                      |                | H---172 SERIAL 17257162 THRU 17259223<br>F172 SERIAL F172-0560 THRU 17200754   |                |                |
|                      |                | J---172 SERIAL 17259224 THRU 17259903<br>F172 SERIAL F17200755 THRU F17200804  |                |                |
|                      |                | K---172 SERIAL 17259904 THRU 17260758<br>F172 SERIAL F17200805 THRU F17200904  |                |                |
|                      |                | L---172 SERIAL 17260759 THRU 17263458<br>F172 SERIAL F17200905 THRU F17201234  |                |                |

Electrical Equipment (Cont)

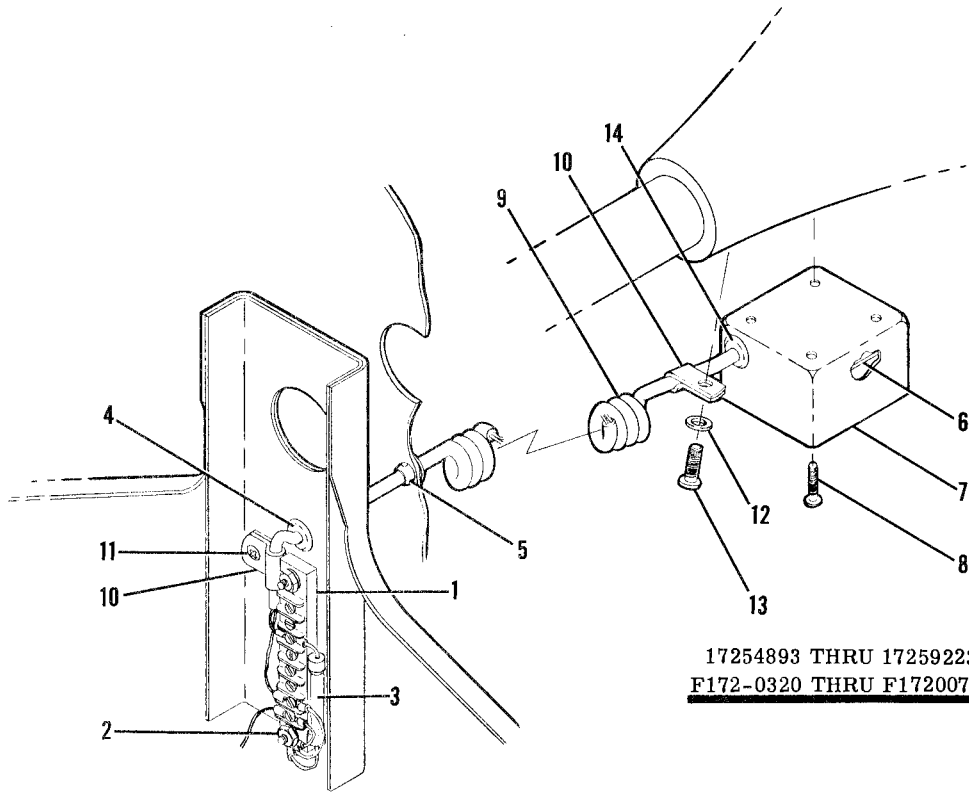


172 SERIAL - SEE CODE A

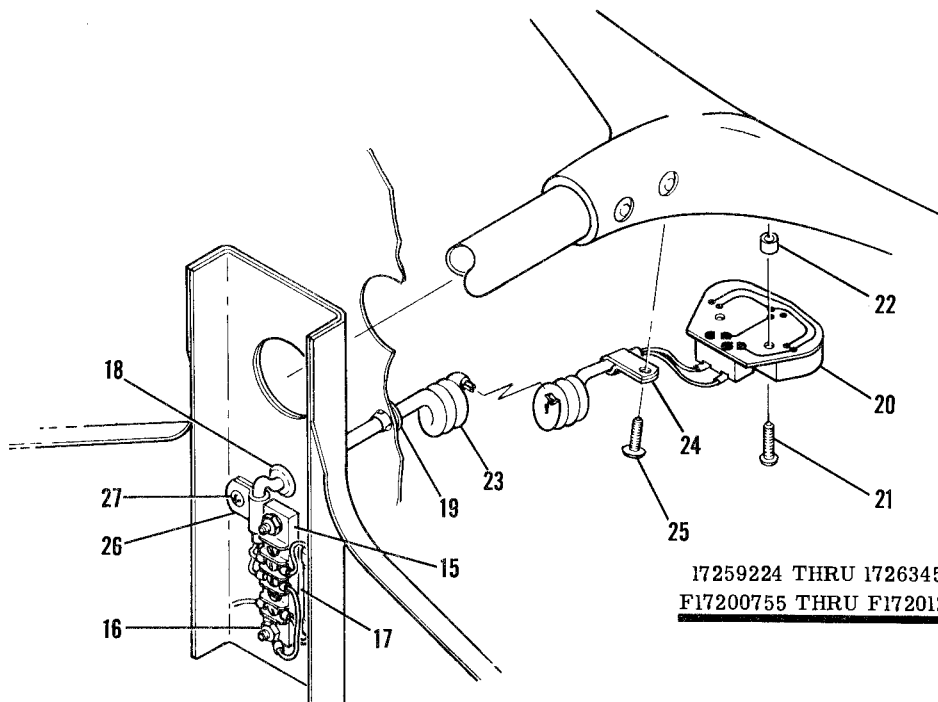
Figure 203. Alternator Installation

| FIGURE AND INDEX NO.  | PART NUMBER                                      | DESCRIPTION   | UNITS PER ASSY   | USABLE ON CODE |
|---|--|---|------------------|----------------|
| 203 -   |  | <b>1 2 3 4 5 6 7</b>  |                  |                |
| - 1   | C611501-0202<br>C611501-0204                     | ALTERNATOR INSTALLATION 60 AMP -----<br>ALTERNATOR ASSEMBLY WEU C611501-0204 -----<br>ALTERNATOR ASSEMBLY -----<br>ATTACHING PARTS -----                                      | NP<br>1<br>1     | A              |
| - 2   | MS21042L5  | NUT -----   | 3                |                |
| - 3   | AN960-516  | WASHER -----<br>-----*  | 3                |                |
| - 3A  | EQ5820   | DRIVE ASSEMBLY-ALTERNATOR CM -----  | 1                |                |
| - 4   | MS21042L4<br>AN936A416<br>AN316C4R<br>AN340-416  | NUT ON BATTERY TERMINAL -----<br>WASHER ON BATTERY TERMINAL -----<br>NUT ON BATTERY TERMINAL USED ON C611501-0202 -----<br>NUT ON BATTERY TERMINAL USED ON C611501-0204 ----- | 1<br>1<br>1<br>1 |                |
| - 5   | MS20365-1032<br>AN935-10<br>S1505-3<br>AN340-10  | NUT ON FIELD TERMINAL -----<br>WASHER ON FIELD TERMINAL -----<br>NUT ON FIELD TERMINAL USED ON C611501-0202 -----<br>NUT ON FIELD TERMINAL USED ON C611501-0204 -----         | 1<br>1<br>1<br>1 |                |
| - 6   | 1550016-1  | SHROUD ASSEMBLY -----<br>ATTACHING PARTS -----  | 1                | B              |
| - 7   | 0450030-1  | SPACER-MOUNT -----  | 2                | B              |
| - 8   | NAS43003-24                                      | SPACER -----  | 1                | B              |
| - 9   | MS20365-1032                                     | NUT -----   | 3                | B              |
| -10   | AN936A-10  | WASHER -----<br>-----*  | 2                | B              |
| -11   | NAS557-10A                                       | GROMMET -----   | 1                | B              |
| -12   | S1053E16T24                                      | HOSE 24 IN LG BULK ITEM REF S1053E16T24 -----<br>ATTACHING PARTS -----  | 1                |                |
| -13   | NAS397-34<br>NAS397-34                           | CLAMP -----<br>CLAMP -----  | 2<br>1           | B<br>C         |
| -14   | 0450032-1  | SUPPORT-BLAST TUBE -----  | 1                | C              |
| -15   | 0450033-1  | STRAP-BLAST TUBE SUPPORT -----  | 1                | C              |
| -16   | AN735-34   | CLAMP -----   | 1                | C              |
| -17   | AN520-10R12                                      | SCREW -----   | 1                | C              |
| -18   | AN936A10   | WASHER -----  | 3                | D              |
| -19   | MS21042L4  | NUT -----   | 1                | C              |
| -20   | AN515-10R36                                      | SCREW -----<br>-----*   | 1                | D              |
| -21   | C611001-0201                                     | REGULATOR 60 AMP -----<br>ATTACHING PARTS -----   | 1                |                |
| -22   | AN520-416R8<br>0550238-1<br>AN4-10A<br>MS21042L4 | SCREW -----<br>ADAPTER PLATE-REGULATOR -----<br>BOLT -----<br>NUT -----<br>-----*   | 2<br>1<br>2<br>2 | B<br>B<br>B    |
| -23   | 1250211-5<br>1250211-4                           | PLUG ASSEMBLY -----<br>PLUG ASSEMBLY -----  | 1<br>1           | C<br>B         |
| -24   | 0770038-2  | NOISE FILTER -----<br>ATTACHING PARTS -----   | 1                |                |
| -25   | AN520-10R8                                       | SCREW -----<br>-----*   | 2                |                |
| -26   | AN3-3  | BOLT -----  | 1                | E              |
| -27   | MS21044N3  | NUT -----   | 1                | E              |
| -28   | AN936A10   | WASHER -----  | 2                | E              |
| -29   | 0450036-1  | CLAMP HALF -----  | 2                | E              |
| <p>A---172 SERIAL 17253903 THRU 17253906,<br/>17253908 THRU 17253920,<br/>17253922 THRU 17253931,<br/>17253935, 17253937, 17253939,<br/>17253940, 17253942, 17253943<br/>17254893 THRU 17256512</p> <p>F172 SERIAL F172-0320 THRU F17200804</p> <p>B---172 SERIAL 17253903 THRU 17253906,<br/>17253908 THRU 17253920,<br/>17253922 THRU 17253931,<br/>17253935, 17253937, 17253939,<br/>17253940, 17253942, 17253943,</p> <p>C---172 SERIAL 17254893 THRU 17256512<br/>F172 SERIAL F172-0320 THRU F17200804</p> <p>D---172 SERIAL 17254893 THRU 17256490<br/>F172 SERIAL F172-0320 THRU F172-0519</p> <p>E---172 SERIAL 17256491 THRU 17256512<br/>F172 SERIAL F172-0520 THRU F17200804</p> |  |   |                  |                |

Electrical Equipment (Cont)



17254893 THRU 17259223  
F172-0320 THRU F17200754



17259224 THRU 17263458  
F17200755 THRU F17201234

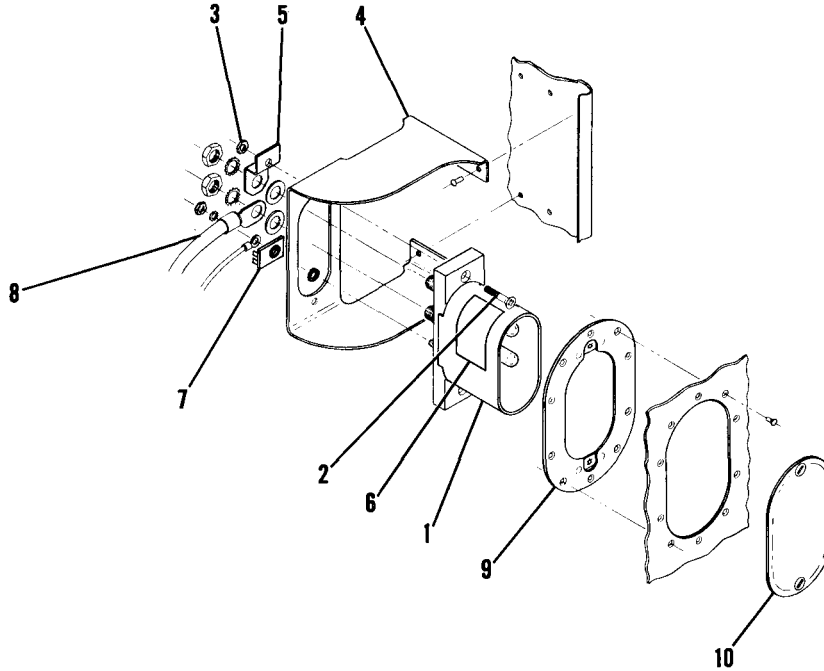
**172 SERIAL 17254893 THRU 17263458**  
**F172 SERIAL F172-0320 THRU F17201234**

Figure 204. Control Wheel Map Light Installation



| FIGURE AND INDEX NO. | PART NUMBER   | DESCRIPTION   | UNITS PER ASSY | USABLE ON CODE |
|----------------------|---------------|---|----------------|----------------|
| 204 -                |               | 1 2 3 4 5 6 7<br>MAP LIGHT INSTALLATION-CONTROL WHEEL |                |                |
| - 1                  | 8-171         | TERMINAL BLOCK CIN                                    | NP             | A              |
|                      |               | ATTACHING PARTS                                       | 1              |                |
| - 2                  | AN507-440-10  | SCREW   | 2              |                |
|                      | NAS43000-6    | SPACER  | 2              |                |
|                      | AN936A4       | WASHER  | 2              |                |
|                      | AN340-4       | NUT   | 2              |                |
|                      |               | ---*---   |                |                |
| - 3                  | 1570141-1     | FUSE ASSEMBLY   | 1              |                |
| - 4                  | MS35489-33    | GROMMET   | 1              |                |
| - 5                  | K375-125      | BUSHING-SNUB HEMA                                     | 1              |                |
| - 6                  | 1570142-3     | CIRCUIT BOARD   | 1              |                |
| - 7                  | 1770009-1     | SHIELD  | 1              |                |
|                      |               | ATTACHING PARTS                                       |                |                |
| - 8                  | AN515-2R10    | SCREW   | 4              |                |
|                      | S1959-1       | INSERT  | 4              |                |
|                      |               | ---*---   |                |                |
| - 9                  | 8499 *        | CABLE-RETRACTILE BDN                                  | 1              |                |
|                      |               | ATTACHING PARTS                                       |                |                |
| -10                  | S1155-3       | CLAMP   | 2              |                |
| -11                  | AN507-832-5   | SCREW   | 1              |                |
|                      | AN936A8       | WASHER  | 1              |                |
|                      | AN340-8       | NUT   | 1              |                |
| -12                  | AN960-8L      | WASHER  | 1              |                |
| -13                  | AN515-8R5     | SCREW   | 1              |                |
|                      | S1959-2       | INSERT  | 1              |                |
|                      |               | ---*---   |                |                |
| -14                  | MS35489-4     | GROMMET   | 1              |                |
| -15                  | 351-11-05-001 | MAP LIGHT INSTALLATION-CONTROL WHEEL                  | NP             | B              |
|                      |               | TERMINAL BLOCK CIN                                    | 1              |                |
|                      |               | ATTACHING PARTS                                       |                |                |
| -16                  | AN515-4R10    | SCREW   | 2              |                |
|                      | NAS43000-6    | SPACER  | 2              |                |
|                      | AN936A4       | WASHER  | 2              |                |
|                      | AN340-4       | NUT   | 2              |                |
|                      |               | ---*---   |                |                |
| -17                  | 1570141-1     | FUSE ASSEMBLY   | 1              |                |
| -18                  | MS35489-33S   | GROMMET   | 1              |                |
| -19                  | K375-125      | BUSHING-SNUB HEMA                                     | 1              |                |
| -20                  | 0570088-1     | LIGHT ASSEMBLY-MAP                                    | 1              | D              |
|                      | 0570088-3     | LIGHT ASSEMBLY-MAP                                    | 1              | E              |
|                      |               | ATTACHING PARTS                                       |                |                |
| -21                  | AN515-2R12    | SCREW   | 2              |                |
|                      | S1959-1       | INSERT  | 2              |                |
| -22                  | NAS43000-15   | SPACER  | 2              |                |
|                      |               | ---*---   |                |                |
|                      | 1205004-1     | PLACARD-MAP LIGHT DIM                                 | 1              |                |
|                      | 0570095-1     | COVER-TERMINAL BLOCK                                  | 1              |                |
|                      | 0570094-1     | SHIELD  | 1              | C              |
|                      |               | ATTACHING PARTS                                       |                |                |
|                      | MS51959-5B    | SCREW   | 2              |                |
|                      | 0570094-2     | SPACER  | 2              |                |
|                      |               | ---*---   |                |                |
| -23                  | 8409 *        | CABLE-RETRACTILE BDN                                  | 1              |                |
|                      |               | ATTACHING PARTS                                       |                |                |
| -24                  | S1155-3       | CLAMP   | 1              |                |
| -25                  | AN515-8R5     | SCREW   | 1              |                |
|                      | S1959-2       | INSERT  | 1              |                |
|                      | AN960-8L      | WASHER  | 1              |                |
| -26                  | S1155-3       | CLAMP   | 1              |                |
| -27                  | AN515-8R6     | SCREW   | 1              |                |
|                      | AN936A8       | WASHER  | 1              |                |
|                      | AN340-8       | NUT   | 1              |                |
|                      |               | ---*---   |                |                |
|                      |               | NOTE. *THIS CABLE ALSO USED WITH MIKE SWITCH          |                |                |
|                      |               | A---172 SERIAL 17254893 THRU 17259223                 |                |                |
|                      |               | F172 SERIAL F172-0320 THRU F17200754                  |                |                |
|                      |               | B---172 SERIAL 17259224 THRU 17263458                 |                |                |
|                      |               | F172 SERIAL F17200755 THRU F17201234                  |                |                |
|                      |               | C---172 SERIAL 17259379 THRU 17259903                 |                |                |
|                      |               | F172 SERIAL F172-CHECK INDIVIDUAL AIRPLANE            |                |                |
|                      |               | FOR APPLICABILITY                                     |                |                |
|                      |               | D---172 SERIAL 17259224 THRU 17259903                 |                |                |
|                      |               | F172 SERIAL F17200755 THRU F17200804                  |                |                |
|                      |               | E---172 SERIAL 17259904 THRU 17263458                 |                |                |
|                      |               | F172 SERIAL F17200805 THRU F17201234                  |                |                |

Electrical Equipment (Cont)



172 SERIAL 17260759 THRU 17263458  
 F172 SERIAL F17200905 THRU F17201234

Figure 205. Ground Service Plug Installation

| FIGURE AND INDEX NO. | PART NUMBER | DESCRIPTION   | UNITS PER ASSY | USABLE ON CODE |
|----------------------|-------------|---|----------------|----------------|
| 205 -                |             | <b>1 2 3 4 5 6 7</b>  |                |                |
| - 1                  | AN2552-3A   | GROUND SERVICE PLUG INSTALLATION -----  | NP             | A              |
| - 2                  | AN510-10R14 | RECEPTACLE-GROUND SERVICE PLUG -----  | 1              |                |
| - 3                  | MS21044N3   | ATTACHING PARTS -----   | 2              |                |
|                      |             | SCREW -----   | 2              |                |
|                      |             | NUT -----   | 2              |                |
|                      |             | -----*  |                |                |
| - 4                  | 0553005-3   | BRACKET-MOUNTING -----  | 1              |                |
| - 5                  | 0312155-10  | STRAP-GROUND -----  | 1              |                |
| - 6                  | 1205024-1   | PLACARD-POLARITY -----  | 1              |                |
| - 7                  | 1570043-3   | DIODE BOARD ASSY -----  | 1              |                |
| - 8                  | 0500062-PC7 | CABLE-RECEPTACLE TO CONTACTOR -----   | 1              |                |
| - 9                  | 0752610-1   | DOUBLER ASSY -----  | 1              |                |
|                      | S1115-19    | RECEPTACLE-STUD -----   | 2              |                |
| -10                  | 0752611-1   | DOOR ASSY-GROUND SERVICE PLUG -----   | 1              |                |
|                      | S1115-30    | STUD -----  | 2              |                |
|                      | S1115-9     | RING -----  | 2              |                |
|                      |             | A---172 SERIAL 17260759 THRU 17263458<br>F172 SERIAL F17200905 THRU F17201234 |                |                |



**NUMERICAL INDEX**

| PART NUMBER | FIGURE<br>AND<br>INDEX<br>NO. | PART NUMBER | FIGURE<br>AND<br>INDEX<br>NO. | PART NUMBER | FIGURE<br>AND<br>INDEX<br>NO. |
|-------------|-------------------------------|-------------|-------------------------------|-------------|-------------------------------|
| AF934-14    | 171 -19                       | AN24-16A    | 88 -27                        | AN3-3A      | 142 -37                       |
| AF934-5     | 171 - 8                       | AN24-16A    | 89 -25                        | AN3-3A      | 143 -28                       |
| AF934-7     | 171 -16                       | AN24-18A    | 96 - 6                        | AN3-3A      | 144 -33                       |
| AF934-9     | 171 -13                       | AN24-31A    | 96 -17                        | AN3-3A      | 159 -28                       |
| AN123862    | 100 -27                       | AN24-8      | 121 -43                       | AN3-3A      | 172 -14                       |
| AN123862    | 102 -33                       | AN2552-3A   | 190 -13                       | AN3-3A      | 172 -18                       |
| AN123883    | 103 -32                       | AN2552-3A   | 191 -13                       | AN3-3A      | 172 -26                       |
| AN123883    | 187 -49                       | AN2552-3A   | 192 - 1                       | AN3-3A      | 190 - 3                       |
| AN123990    | 127 - 5                       | AN2552-3A   | 205 - 1                       | AN3-3A      | 191 - 4                       |
| AN155B16S   | 158 -70                       | AN256F8     | 119 -11A                      | AN3-3A      | 192 -17                       |
| AN155B16S   | 159 - 4                       | AN256F8     | 197 - 8A                      | AN3-4       | 68 -36                        |
| AN155B32L   | 149 -59                       | AN3-10A     | 20 -18                        | AN3-4A      | 20 -28                        |
| AN155B32L   | 150 -43                       | AN3-10A     | 55 - 7                        | AN3-4A      | 31 -44                        |
| AN155B32S   | 148 -36                       | AN3-10A     | 56 - 7                        | AN3-4A      | 34 -36                        |
| AN155B32S   | 148 -40                       | AN3-10A     | 91 -13                        | AN3-4A      | 35 -37                        |
| AN155B32S   | 149 - 9                       | AN3-10A     | 91 -21                        | AN3-4A      | 87 -57                        |
| AN155B32S   | 150 -44                       | AN3-10A     | 95 -13                        | AN3-4A      | 88 -61                        |
| AN155B32S   | 154 -30                       | AN3-10A     | 145 -26                       | AN3-4A      | 89 -56                        |
| AN155B32S   | 155 -31                       | AN3-10A     | 147 -15                       | AN3-4A      | 97 - 2                        |
| AN155B32S   | 160 -11                       | AN3-10A     | 147 -22                       | AN3-4A      | 110 - 2                       |
| AN155B8L    | 156 -22                       | AN3-10A     | 148 -17                       | AN3-4A      | 122 -19B                      |
| AN155B8L    | 157 -25                       | AN3-10A     | 148 -44                       | AN3-4A      | 123 -10B                      |
| AN161-32LL  | 149 -60                       | AN3-10A     | 151 -17                       | AN3-4A      | 124 -26                       |
| AN161-32LL  | 150 -45                       | AN3-10A     | 156 -13                       | AN3-4A      | 124 -37                       |
| AN200KS4    | 148 - 8                       | AN3-10A     | 157 -12                       | AN3-4A      | 131 -13                       |
| AN21-10     | 148 -34                       | AN3-10A     | 157 -16                       | AN3-4A      | 132 -11                       |
| AN21-10     | 148 -39                       | AN3-10A     | 158 -30                       | AN3-4A      | 145 -16                       |
| AN21-12     | 149 - 7                       | AN3-10A     | 159 -11                       | AN3-4A      | 165 -16                       |
| AN227-6     | 97 - 7                        | AN3-11A     | 20 - 9                        | AN3-4A      | 180 -23                       |
| AN227-7     | 97 - 7                        | AN3-11A     | 33 -31B                       | AN3-4A      | 182 -35                       |
| AN23-10     | 155 - 8                       | AN3-11A     | 145 - 9                       | AN3-4A      | 183 -43                       |
| AN23-10     | 160 - 3                       | AN3-11A     | 145 -38                       | AN3-4A      | 184 -56                       |
| AN23-11     | 55 - 5                        | AN3-11A     | 147 - 9                       | AN3-4A      | 189 -11                       |
| AN23-11     | 160 - 7                       | AN3-11A     | 148 -16                       | AN3-5A      | 31 -21                        |
| AN23-12     | 56 - 5                        | AN3-11A     | 148 -28                       | AN3-5A      | 32 -16                        |
| AN23-12     | 154 - 9                       | AN3-11A     | 159 -24                       | AN3-5A      | 33 -16                        |
| AN23-12     | 154 -14                       | AN3-12A     | 148 -22                       | AN3-5A      | 34 -42                        |
| AN23-12     | 155 -13                       | AN3-13A     | 91 -21D                       | AN3-5A      | 35 -44                        |
| AN23-12     | 158 - 8                       | AN3-13A     | 142 -53                       | AN3-5A      | 123 -19                       |
| AN23-12     | 158 -12                       | AN3-13A     | 143 -44                       | AN3-5A      | 123 -32                       |
| AN23-15A    | 87 -20                        | AN3-13A     | 144 -49                       | AN3-5A      | 142 -56                       |
| AN23-15A    | 88 -21                        | AN3-13A     | 148 -20                       | AN3-5A      | 143 -47                       |
| AN23-15A    | 89 -19                        | AN3-16A     | 145 -20                       | AN3-5A      | 144 -52                       |
| AN23-15A    | 90 -18                        | AN3-17A     | 91 -21C                       | AN3-5A      | 156 -20                       |
| AN23-15A    | 95 -17                        | AN3-17A     | 93 - 2                        | AN3-5A      | 157 -23                       |
| AN23-16     | 87 - 2                        | AN3-17A     | 94 - 2                        | AN3-5A      | 188 - 4                       |
| AN23-16     | 158 -14                       | AN3-20A     | 34 - 6                        | AN3-5A      | 188 -12                       |
| AN23-16     | 158 -18                       | AN3-20A     | 35 - 6                        | AN3-5A      | 189 -12                       |
| AN23-16A    | 90 - 2                        | AN3-20A     | 44 - 4                        | AN3-6       | 26 - 6                        |
| AN23-16A    | 91 - 3                        | AN3-20A     | 44 - 8                        | AN3-6A      | 20 - 7                        |
| AN23-16A    | 95 -30                        | AN3-20A     | 45 - 5                        | AN3-6A      | 124 -43                       |
| AN23-17     | 55 - 5                        | AN3-20A     | 45 - 9                        | AN3-6A      | 142 -46                       |
| AN23-17     | 56 - 5                        | AN3-20A     | 124 -17                       | AN3-6A      | 143 -37                       |
| AN23-19A    | 87 -20                        | AN3-20A     | 187 -11                       | AN3-6A      | 144 -42                       |
| AN23-19A    | 87 -33                        | AN3-20A     | 189 -22                       | AN3-6A      | 144 -45D                      |
| AN23-19A    | 88 - 2                        | AN3-21A     | 34 - 2                        | AN3-6A      | 156 -24                       |
| AN23-19A    | 88 -34                        | AN3-21A     | 35 - 2                        | AN3-6A      | 157 -27                       |
| AN23-19A    | 89 - 2                        | AN3-21A     | 149 -53                       | AN3-6A      | 158 -22                       |
| AN23-19A    | 89 -32                        | AN3-21A     | 150 -37                       | AN3-6A      | 158 -26                       |
| AN23-19A    | 90 -18                        | AN3-24A     | 133 -47                       | AN3-6A      | 158 -35                       |
| AN23-19A    | 90 -70                        | AN3-26A     | 126 -20                       | AN3-6A      | 159 -23                       |
| AN23-19A    | 92 -18                        | AN3-26A     | 136 -28                       | AN3-6A      | 172 -14                       |
| AN23-20A    | 93 -86                        | AN3-3       | 203 -26                       | AN3-6A      | 181 -24                       |
| AN23-20A    | 94 -78                        | AN3-3A      | 49 -91                        | AN3-6A      | 188 - 3                       |
| AN23-40A    | 95 -24                        | AN3-3A      | 58 -43C                       | AN3-6A      | 190 -12                       |
| AN23-9      | 158 - 3                       | AN3-3A      | 110 - 4                       | AN3-7A      | 19 -13                        |
| AN23-9      | 188 - 8                       | AN3-3A      | 122 -35                       | AN3-7A      | 122 -12                       |
| AN24-13     | 87 -24                        | AN3-3A      | 123 -56                       | AN3-7A      | 123 -43                       |
| AN24-13     | 87 -25                        | AN3-3A      | 123 -75                       | AN3-7A      | 123 -44                       |
| AN24-13A    | 88 -25                        | AN3-3A      | 124 -10                       | AN3-7A      | 124 -40                       |
| AN24-13A    | 88 -26                        | AN3-3A      | 125 -32                       | AN3-7A      | 149 -63                       |
| AN24-13A    | 89 -23                        | AN3-3A      | 125 -46                       | AN3-7A      | 150 -48                       |
| AN24-13A    | 89 -24                        | AN3-3A      | 133 -45                       | AN3-7A      | 158 -40                       |
| AN24-16     | 87 -26                        | AN3-3A      | 136 -26                       | AN3-7A      | 159 - 6                       |

| PART NUMBER | FIGURE AND INDEX NO. | PART NUMBER | FIGURE AND INDEX NO. | PART NUMBER | FIGURE AND INDEX NO. |
|-------------|----------------------|-------------|----------------------|-------------|----------------------|
| AN3H3A      | 57 -38C              | AN340B6     | 101 -19              | AN4-21A     | 149 -21              |
| AN3H3A      | 187 -51              | AN340B6     | 101 -20              | AN4-21A     | 149 -36              |
| AN310-3     | 57 -34               | AN340B6     | 101 -28              | AN4-21A     | 150 - 7              |
| AN310-3     | 58 -39               | AN340B6     | 101 -28              | AN4-21A     | 150 -20              |
| AN310-3     | 154 -10              | AN340B6     | 102 -24              | AN4-21A     | 158 -45              |
| AN310-3     | 154 -15              | AN340B6     | 102 -29              | AN4-22A     | 60 - 9               |
| AN310-3     | 155 - 9              | AN340B6     | 102 -30              | AN4-24A     | 61 -11               |
| AN310-3     | 155 -14              | AN340B6     | 102 -39              | AN4-26A     | 125 - 6              |
| AN310-3     | 158 - 4              | AN340B6     | 103 -29              | AN4-3A      | 190 -21              |
| AN310-3     | 158 - 9              | AN340B6     | 103 -40              | AN4-3A      | 191 -21              |
| AN310-3     | 158 -12              | AN340B6     | 104 -25              | AN4-3A      | 191 -24A             |
| AN310-3     | 158 -15              | AN340B6     | 104 -40              | AN4-30A     | 148 -11              |
| AN310-3     | 158 -19              | AN340B6     | 104 -52              | AN4-31      | 55 -36C              |
| AN310-3     | 160 - 4              | AN340B6     | 104 -53              | AN4-31      | 57 -28               |
| AN310-3     | 160 - 8              | AN340B6     | 106 -47              | AN4-31      | 57 -40               |
| AN310-3     | 188 - 9              | AN340B6     | 152 - 1              | AN4-31      | 58 -33               |
| AN310-4     | 55 -36C              | AN340B6     | 152 -24              | AN4-31      | 58 -45               |
| AN310-4     | 57 -29               | AN340B6     | 153 - 1              | AN4-31      | 147 - 2              |
| AN310-4     | 57 -41               | AN340B6     | 153 -23              | AN4-31A     | 148 - 1              |
| AN310-4     | 58 -34               | AN340B6     | 183 -16              | AN4-33A     | 149 -16              |
| AN310-4     | 58 -46               | AN340B6     | 184 -36              | AN4-36A     | 70 -12               |
| AN310-4     | 129 - 1              | AN340B6     | 186 - 1              | AN4-37A     | 62 -10               |
| AN310-5     | 55 -18               | AN340B6     | 186 -10              | AN4-4A      | 131 -18              |
| AN310-5     | 55 -29               | AN340B8     | 101 - 3              | AN4-41A     | 71 -15               |
| AN310-5     | 56 -19               | AN340B8     | 102 -15              | AN4-42A     | 19 - 3               |
| AN310-5     | 129 -40              | AN340B8     | 102 -21              | AN4-42A     | 19 - 9               |
| AN315-3R    | 24 - 2               | AN340B8     | 103 -17              | AN4-46      | 125 -56              |
| AN315-3R    | 122 -18              | AN340B8     | 103 -24              | AN4-5A      | 96 - 1               |
| AN315-3R    | 123 -43              | AN340B8     | 104 -21              | AN4-5A      | 189 -19              |
| AN315-3R    | 124 -44              | AN340B8     | 104 -29              | AN4-5A      | 190 -11              |
| AN315-3R    | 124 -55              | AN340B8     | 105 -24              | AN4-5A      | 190 -39              |
| AN315-3R    | 160 -13              | AN340B8     | 105 -35              | AN4-5A      | 191 - 2              |
| AN315-4R    | 123 -58              | AN365-42B   | 70 -14               | AN4-5A      | 191 -60              |
| AN315-4R    | 124 -22              | AN384-2D    | 165 -49              | AN4-5A      | 192 -16              |
| AN316-4R    | 19 -18               | AN4-10A     | 35 -60               | AN4-56A     | 159 -36              |
| AN316-4R    | 20 -13               | AN4-10A     | 124 -20              | AN4-6A      | 31 -23               |
| AN316-4R    | 146 - 2              | AN4-10A     | 147 - 5              | AN4-6A      | 87 -53               |
| AN316-6R    | 55 -10               | AN4-10A     | 148 - 2              | AN4-6A      | 88 -57               |
| AN316-6R    | 55 -14               | AN4-10A     | 149 -31              | AN4-6A      | 89 -52               |
| AN316-6R    | 56 -10               | AN4-10A     | 149 -57              | AN4-6A      | 95 - 1               |
| AN316-6R    | 56 -14               | AN4-10A     | 150 -15              | AN4-6A      | 95 -22               |
| AN316-7R    | 161 -33              | AN4-10A     | 150 -41              | AN4-6A      | 97 -15               |
| AN316C4R    | 203 - 4              | AN4-10A     | 154 - 2              | AN4-6A      | 98 -17               |
| AN316C5R    | 92 -25               | AN4-10A     | 154 -23              | AN4-6A      | 108 -40              |
| AN320-1     | 148 -34              | AN4-10A     | 154 -27              | AN4-6A      | 108 -41              |
| AN320-1     | 148 -39              | AN4-10A     | 155 - 2              | AN4-6A      | 108 -42              |
| AN320-1     | 149 - 7              | AN4-10A     | 155 -19              | AN4-6A      | 123 -37              |
| AN320-3     | 26 - 8               | AN4-10A     | 160 -20              | AN4-6A      | 189 -13              |
| AN320-3     | 55 - 5               | AN4-10A     | 203 -22              | AN4-6A      | 190 -26              |
| AN320-3     | 56 - 5               | AN4-11A     | 23 - 1               | AN4-6A      | 192 -14              |
| AN320-4     | 121 -44              | AN4-11A     | 26 -11               | AN4-60A     | 20 - 2               |
| AN340-10    | 130 -33              | AN4-11A     | 123 -10C             | AN4-60A     | 159 -20              |
| AN340-10    | 203 - 5              | AN4-11A     | 148 -42B             | AN4-62A     | 158 -50              |
| AN340-3     | 202 - 9              | AN4-11A     | 154 - 5              | AN4-62A     | 158 -65              |
| AN340-4     | 204 - 2              | AN4-11A     | 155 - 4              | AN4-7A      | 26 -12               |
| AN340-4     | 204 -16              | AN4-13A     | 69 - 4               | AN4-7A      | 95 - 1               |
| AN340-416   | 203 - 4              | AN4-13A     | 98 - 1               | AN4-7A      | 96 - 1               |
| AN340-8     | 78 -19               | AN4-14A     | 26 - 2               | AN4-7A      | 126 - 6              |
| AN340-8     | 107 - 9              | AN4-14A     | 59 - 3               | AN4H21A     | 71 -24               |
| AN340-8     | 130 -36              | AN4-14A     | 90 -37               | AN4022-1    | 122 -39              |
| AN340-8     | 204 -11              | AN4-14A     | 92 -33               | AN4022-1    | 124 -38              |
| AN340-8     | 204 -27              | AN4-14A     | 149 -27              | AN4022-1    | 165 -52              |
| AN340B6     | 99 -24               | AN4-14A     | 150 -11              | AN4022-1    | 166 -56              |
| AN340B6     | 99 -32               | AN4-14A     | 154 -19              | AN4022-1    | 167 -64              |
| AN340B6     | 99 -35               | AN4-14A     | 155 -23              | AN4022-1    | 168 -77              |
| AN340B6     | 99 -42               | AN4-14A     | 160 -15              | AN4022-1    | 173 - 2              |
| AN340B6     | 100 -24              | AN4-14A     | 169 - 1              | AN4022-1    | 173 - 4              |
| AN340B6     | 100 -30              | AN4-15A     | 149 -41              | AN4022-1    | 173 -10              |
| AN340B6     | 100 -32              | AN4-15A     | 149 -45              | AN4022-1    | 174 -11              |
| AN340B6     | 100 -34              | AN4-15A     | 150 -25              | AN415-2     | 53 - 4               |
| AN340B6     | 100 -39              | AN4-15A     | 150 -29              | AN415-2     | 54 - 8               |
| AN340B6     | 100 -45              | AN4-15A     | 159 -46              | AN5-10A     | 22 - 1               |
| AN340B6     | 101 -14              | AN4-16A     | 187 -24              | AN5-10A     | 55 - 4               |
| AN340B6     | 101 -15              | AN4-17A     | 98 - 7               | AN5-10A     | 56 - 4               |

| PART NUMBER   | FIGURE AND INDEX NO. | PART NUMBER | FIGURE AND INDEX NO. | PART NUMBER | FIGURE AND INDEX NO. |
|---------------|----------------------|-------------|----------------------|-------------|----------------------|
| AN5-11A       | 155 -27              | AN5078832R8 | 108 -32              | AN515-8R10  | 103 -23              |
| AN5-13A       | 68 -18               | AN509-10R10 | 49 -55               | AN515-8R10  | 104 -22              |
| AN5-14A       | 68 -18               | AN509-10R10 | 82 -14               | AN515-8R10  | 105 -33              |
| AN5-17A       | 58 -13               | AN509-10R10 | 83 - 7               | AN515-8R10  | 139 -28              |
| AN5-21A       | 67 -27               | AN509-8R15  | 26 -24               | AN515-8R10  | 190 -28              |
| AN5-22A       | 67 -27               | AN509-8R7   | 161 -54              | AN515-8R10  | 191 -34              |
| AN5-23A       | 24 - 6               | AN510-10R14 | 190 -14              | AN515-8R11  | 201 -27              |
| AN5-23A       | 67 -27               | AN510-10R14 | 191 -14              | AN515-8R12  | 79 - 6               |
| AN5-23A       | 67 -27               | AN510-10R14 | 205 - 2              | AN515-8R12  | 102 -21              |
| AN5-31A       | 55 - 2               | AN510-10R16 | 192 - 2              | AN515-8R12  | 108 -18              |
| AN5-31A       | 56 - 2               | AN510B4R8   | 108 -64              | AN515-8R13  | 105 -98A             |
| AN5-33A       | 57 - 5               | AN515-10R10 | 169 -27              | AN515-8R13  | 106 -92              |
| AN5-35A       | 63 - 3               | AN515-10R10 | 176 -15              | AN515-8R13  | 106 -92A             |
| AN5-35A       | 70 -12               | AN515-10R10 | 177 -26              | AN515-8R14  | 97 - 8               |
| AN5-4A        | 24 - 3               | AN515-10R10 | 178 -31              | AN515-8R16  | 105 -75              |
| AN5-47        | 55 -17               | AN515-10R10 | 179 -34              | AN515-8R16  | 108 -20              |
| AN5-47A       | 57 - 5               | AN515-10R36 | 203 -20              | AN515-8R22  | 196 - 8              |
| AN5-5A        | 22 - 5               | AN515-10R7  | 46 -15               | AN515-8R26  | 196 - 7              |
| AN5-51A       | 55 -24               | AN515-10R8  | 146 - 4              | AN515-8R4   | 55 -38               |
| AN5-51A       | 58 - 8               | AN515-10R8  | 170 - 1              | AN515-8R4   | 67 -23               |
| AN5-55        | 56 -17               | AN515-2R10  | 204 - 8              | AN515-8R4   | 67 -67               |
| AN5-6A        | 13 - 7               | AN515-2R12  | 204 -21              | AN515-8R4   | 68 -25               |
| AN5-7A        | 12 - 7               | AN515-3R6   | 202 - 8              | AN515-8R5   | 204 -13              |
| AN500-416-10  | 134 - 2              | AN515-4-9   | 159 -43              | AN515-8R5   | 204 -25              |
| AN500-416-10  | 134 -15              | AN515-4R10  | 204 -16              | AN515-8R6   | 31 -29               |
| AN500-416-10  | 134 -22              | AN515-4R4   | 193 -12              | AN515-8R6   | 37 -11               |
| AN500-416-10  | 134 -26              | AN515-4R4   | 194 -10              | AN515-8R6   | 49 -61               |
| AN500-416-10  | 134 -34              | AN515-4R4   | 195 -16              | AN515-8R6   | 68 -33               |
| AN500-416-10  | 134 -41              | AN515-4R6   | 23 -19               | AN515-8R6   | 80 -13               |
| AN500-416-10  | 134 -49              | AN515-6-10  | 173 -13              | AN515-8R6   | 81 -19               |
| AN500-416-10  | 135 - 2              | AN515-6R10  | 104 -43              | AN515-8R6   | 81 -20               |
| AN500-416-10  | 135 -16              | AN515-6R10  | 105 -39              | AN515-8R6   | 93 -82               |
| AN500-416-10  | 135 -37              | AN515-6R10  | 105 -47              | AN515-8R6   | 94 -71               |
| AN500-416-10  | 135 -45              | AN515-6R10  | 105 -48              | AN515-8R6   | 125 -19              |
| AN500-416-10  | 135 -55              | AN515-6R10  | 106 -44              | AN515-8R6   | 151 -23              |
| AN500-416-10  | 135 -62              | AN515-6R10  | 106 -45              | AN515-8R6   | 161 -37              |
| AN500-8-8     | 130 -37              | AN515-6R10  | 193 -10              | AN515-8R6   | 190 -32              |
| AN500A8-4     | 87 - 1               | AN515-6R10  | 194 - 5              | AN515-8R6   | 191 -30              |
| AN500A8-4     | 88 - 1               | AN515-6R10  | 195 - 9              | AN515-8R6   | 201 -17              |
| AN500A8-4     | 89 - 1               | AN515-6R12  | 107 -32              | AN515-8R6   | 204 -27              |
| AN500A8-4     | 90 - 1               | AN515-6R14  | 104 -40              | AN515-8R7   | 33 -58               |
| AN500A8-4     | 91 - 2               | AN515-6R14  | 105 -40              | AN515-8R7   | 196 -11              |
| AN500A8-5     | 142 -24              | AN515-6R14  | 106 -37              | AN515-8R8   | 6 -51                |
| AN500A8-7     | 93 - 1               | AN515-6R14  | 182 - 7              | AN515-8R8   | 7 -46                |
| AN500A8-7     | 94 - 1               | AN515-6R14  | 183 - 8              | AN515-8R8   | 8 -45                |
| AN502-10-14   | 130 -39              | AN515-6R16  | 105 -58              | AN515-8R8   | 8 -47                |
| AN502-10-6    | 69 -21               | AN515-6R36  | 84 -27               | AN515-8R8   | 9 -48                |
| AN502-8-10    | 130 -40              | AN515-6R5   | 106 -56              | AN515-8R8   | 21 -16               |
| AN503-8-12    | 130 -41              | AN515-6R5   | 107 -32              | AN515-8R8   | 21 -19               |
| AN503-8-16    | 130 -38              | AN515-6R5   | 199 - 2              | AN515-8R8   | 21 -19               |
| AN504-8R8     | 69 - 7               | AN515-6R6   | 6 -44B               | AN515-8R8   | 23 -17               |
| AN507-1032R10 | 67 -13               | AN515-6R6   | 7 -44                | AN515-8R8   | 25 -10               |
| AN507-1032R10 | 68 - 9               | AN515-6R6   | 8 -40B               | AN515-8R8   | 44 -19               |
| AN507-1032R12 | 139 -158             | AN515-6R6   | 9 -46                | AN515-8R8   | 80 -12               |
| AN507-1032R14 | 108 -14              | AN515-6R6   | 68 -35               | AN515-8R8   | 84 -19               |
| AN507-1032R5  | 182 - 8              | AN515-6R6   | 68 -41               | AN515-8R8   | 85 -18               |
| AN507-1032R5  | 183 - 9              | AN515-6R6   | 101 -30              | AN515-8R8   | 97 - 6               |
| AN507-440-10  | 204 - 2              | AN515-6R6   | 103 -76              | AN515-8R8   | 98 - 5               |
| AN507-632R12  | 4 -37                | AN515-6R6   | 104 -51              | AN515-8R8   | 98 - 5B              |
| AN507-632R12  | 4 -48                | AN515-6R6   | 105 -63              | AN515-8R8   | 105 -28              |
| AN507-632R14  | 4 -48                | AN515-6R6   | 106 -63              | AN515-8R8   | 105 -75              |
| AN507-632R6   | 171 - 7              | AN515-6R6   | 107 - 8              | AN515-8R8   | 106 -27              |
| AN507-632R8   | 4 -42                | AN515-6R6   | 200 - 8              | AN515-8R8   | 106 -76              |
| AN507-632R8   | 4 -47                | AN515-6R7   | 172 - 4              | AN515-8R8   | 108 -16              |
| AN507-640R4   | 161 -25              | AN515-6R8   | 99 -30               | AN515-8R8   | 114 - 7              |
| AN507-832-5   | 204 -11              | AN515-6R8   | 102 -24              | AN515-8R8   | 115 -20              |
| AN507-832R14  | 87 - 6               | AN515-6R8   | 105 -30              | AN515-8R8   | 116 -17              |
| AN507-832R14  | 88 - 6               | AN515-6R8   | 106 -29              | AN515-8R8   | 117 -15              |
| AN507-832R14  | 89 - 6               | AN515-6R8   | 161 - 5              | AN515-8R8   | 118 -24              |
| AN507-832R14  | 90 - 6               | AN515-6R8   | 202 -13              | AN515-8R8   | 119 -16              |
| AN507-832R14  | 95 -16               | AN515-6R8   | 202 -29              | AN515-8R8   | 120 -22              |
| AN507-832R8   | 4 -32                | AN515-8-6   | 197 -18              | AN515-8R8   | 120 -26              |
| AN5078632R12  | 4 -30                | AN515-8-8   | 136 -49              | AN515-8R8   | 138 -13              |
| AN5078832R14  | 108 -66              | AN515-8D    | 168 -52              | AN515-8R8   | 139 -13              |

| PART NUMBER | FIGURE AND INDEX NO. |
|-------------|----------------------|
| AN515-8R8   | 151 -10              |
| AN515-8R8   | 152 - 9              |
| AN515-8R8   | 152 -33              |
| AN515-8R8   | 153 - 9              |
| AN515-8R8   | 153 -32              |
| AN515-8R8   | 166 -19              |
| AN515-8R8   | 167 -19              |
| AN515-8R8   | 168 -31              |
| AN515-8R8   | 185 -38              |
| AN515-8R8   | 197 - 7              |
| AN515-8R8   | 198 - 9              |
| AN515-8R8   | 200 - 4              |
| AN515-8R8   | 201 - 1              |
| AN515-8R8   | 201 -21              |
| AN515BGR12  | 153 -23              |
| AN515B6-R6  | 183 - 3              |
| AN515B6-5   | 101 -27              |
| AN515B6R    | 103 -44              |
| AN515B6R-12 | 103 -45              |
| AN515B6R10  | 99 -24               |
| AN515B6R10  | 99 -44               |
| AN515B6R10  | 100 -24              |
| AN515B6R10  | 100 -47              |
| AN515B6R10  | 104 -41              |
| AN515B6R10  | 106 -36              |
| AN515B6R12  | 99 -32               |
| AN515B6R12  | 100 -32              |
| AN515B6R12  | 100 -37              |
| AN515B6R12  | 100 -39              |
| AN515B6R12  | 101 -16              |
| AN515B6R12  | 101 -20              |
| AN515B6R12  | 101 -24              |
| AN515B6R12  | 101 -28              |
| AN515B6R12  | 101 -28              |
| AN515B6R12  | 102 -29              |
| AN515B6R12  | 102 -35              |
| AN515B6R12  | 102 -36              |
| AN515B6R12  | 102 -37              |
| AN515B6R12  | 102 -39              |
| AN515B6R12  | 102 -40              |
| AN515B6R12  | 102 -42              |
| AN515B6R12  | 103 -39              |
| AN515B6R12  | 103 -48              |
| AN515B6R12  | 103 -49              |
| AN515B6R12  | 104 -40              |
| AN515B6R12  | 104 -40              |
| AN515B6R12  | 104 -48              |
| AN515B6R12  | 104 -50              |
| AN515B6R12  | 104 -52              |
| AN515B6R12  | 105 -40              |
| AN515B6R12  | 105 -49              |
| AN515B6R12  | 106 -37              |
| AN515B6R12  | 106 -46              |
| AN515B6R12  | 108 -27              |
| AN515B6R12  | 152 - 1              |
| AN515B6R12  | 152 -24              |
| AN515B6R12  | 153 - 1              |
| AN515B6R12  | 179 - 5              |
| AN515B6R12  | 183 -15              |
| AN515B6R12  | 184 -36              |
| AN515B6R12  | 185 -21              |
| AN515B6R12  | 186 - 1              |
| AN515B6R12  | 186 -10              |
| AN515B6R12  | 186 -10              |
| AN515B6R16  | 101 -14              |
| AN515B6R16  | 101 -15              |
| AN515B6R16  | 101 -19              |
| AN515B6R16  | 102 -27              |
| AN515B6R16  | 102 -27E             |
| AN515B6R16  | 102 -28              |
| AN515B6R16  | 103 -32              |
| AN515B6R16  | 103 -33              |
| AN515B6R16  | 103 -36              |
| AN515B6R16  | 103 -46              |

| PART NUMBER | FIGURE AND INDEX NO. |
|-------------|----------------------|
| AN515B6R16  | 104 -34              |
| AN515B6R16  | 104 -37              |
| AN515B6R16  | 104 -44              |
| AN515B6R16  | 104 -45              |
| AN515B6R16  | 105 -41              |
| AN515B6R16  | 105 -44              |
| AN515B6R16  | 105 -50              |
| AN515B6R16  | 105 -52              |
| AN515B6R16  | 106 -38              |
| AN515B6R16  | 106 -41              |
| AN515B6R16  | 106 -47              |
| AN515B6R16  | 106 -49              |
| AN515B6R6   | 101 -24              |
| AN515B6R6   | 103 -51              |
| AN515B6R6   | 104 -42              |
| AN515B6R6   | 104 -43              |
| AN515B6R6   | 105 -47              |
| AN515B6R6   | 105 -48              |
| AN515B6R6   | 106 -44              |
| AN515B6R6   | 106 -45              |
| AN515B6R6   | 179 - 3              |
| AN515B6R6   | 184 - 2              |
| AN515B6R6   | 184 - 4              |
| AN515B6R6   | 184 - 6              |
| AN515B6R6   | 184 - 8              |
| AN515B6R6   | 185 - 2              |
| AN515B6R6   | 185 - 5              |
| AN515B6R8   | 33 -34               |
| AN515B6R8   | 100 -30              |
| AN515B6R8   | 102 -24              |
| AN515B6R8   | 102 -30              |
| AN515B6R8   | 103 -29              |
| AN515B6R8   | 103 -29              |
| AN515B6R8   | 103 -40              |
| AN515B6R8   | 104 -25              |
| AN515B6R8   | 104 -53              |
| AN515B6R8   | 105 -55              |
| AN515B6R8   | 106 -50              |
| AN515B8R4   | 103 -52              |
| AN515B8R4   | 104 -49              |
| AN515B8R4   | 105 -62              |
| AN515B8R4   | 106 -62              |
| AN5156R10   | 104 -42              |
| AN5158R4    | 141 -27              |
| AN520-10R10 | 6 -44                |
| AN520-10R10 | 8 -40                |
| AN520-10R10 | 16 -17               |
| AN520-10R10 | 16 -20               |
| AN520-10R10 | 17 -13               |
| AN520-10R10 | 17 -18               |
| AN520-10R10 | 55 -34A              |
| AN520-10R10 | 67 -51               |
| AN520-10R10 | 67 -56               |
| AN520-10R10 | 67 -55               |
| AN520-10R10 | 68 -48               |
| AN520-10R10 | 80 - 5               |
| AN520-10R10 | 81 - 5               |
| AN520-10R10 | 166 -69              |
| AN520-10R10 | 178 -16              |
| AN520-10R10 | 179 -13              |
| AN520-10R10 | 182 -27              |
| AN520-10R10 | 183 -35              |
| AN520-10R10 | 184 -39              |
| AN520-10R10 | 185 -23              |
| AN520-10R10 | 185 -32              |
| AN520-10R12 | 16 -28               |
| AN520-10R12 | 55 -34C              |
| AN520-10R12 | 68 -40               |
| AN520-10R12 | 68 -63               |
| AN520-10R12 | 72 -23               |
| AN520-10R12 | 73 -47               |
| AN520-10R12 | 75 -26               |
| AN520-10R12 | 76 -44A              |
| AN520-10R12 | 84 -13               |

| PART NUMBER  | FIGURE AND INDEX NO. |
|--------------|----------------------|
| AN520-10R12  | 85 -12               |
| AN520-10R12  | 144 -30              |
| AN520-10R12  | 203 -17              |
| AN520-10R16  | 68 -46               |
| AN520-10R20  | 73 -46               |
| AN520-10R20  | 73 -47               |
| AN520-10R20  | 75 -25               |
| AN520-10R20  | 75 -26               |
| AN520-10R20  | 76 -44A              |
| AN520-10R26  | 124 -49              |
| AN520-10R36  | 16 -25               |
| AN520-10R36  | 17 - 2               |
| AN520-10R5   | 67 -51               |
| AN520-10R5   | 67 -56               |
| AN520-10R5   | 67 -59               |
| AN520-10R6   | 29 -23               |
| AN520-10R6   | 30 -32               |
| AN520-10R6   | 51 - 2               |
| AN520-10R6   | 55 -34B              |
| AN520-10R6   | 72 -37               |
| AN520-10R6   | 74 -25               |
| AN520-10R6   | 121 - 4              |
| AN520-10R6   | 159 -17              |
| AN520-10R6   | 190 -36              |
| AN520-10R6   | 191 -58              |
| AN520-10R6   | 197 - 5              |
| AN520-10R7   | 6 -44                |
| AN520-10R7   | 8 -40                |
| AN520-10R7   | 28 -28               |
| AN520-10R7   | 34 -56               |
| AN520-10R7   | 49 -83               |
| AN520-10R7   | 156 - 7              |
| AN520-10R7   | 166 -30              |
| AN520-10R7   | 167 -32              |
| AN520-10R7   | 168 -45              |
| AN520-10R7   | 191 -55              |
| AN520-10R8   | 5 - 4                |
| AN520-10R8   | 6 -44                |
| AN520-10R8   | 8 -40                |
| AN520-10R8   | 16 -26A              |
| AN520-10R8   | 17 - 3A              |
| AN520-10R8   | 24 -44               |
| AN520-10R8   | 52 - 5               |
| AN520-10R8   | 67 -51               |
| AN520-10R8   | 67 -58               |
| AN520-10R8   | 74 - 1               |
| AN520-10R8   | 74 - 2               |
| AN520-10R8   | 75 - 1               |
| AN520-10R8   | 75 - 2               |
| AN520-10R8   | 76 - 1               |
| AN520-10R8   | 90 -41               |
| AN520-10R8   | 93 -30               |
| AN520-10R8   | 93 -61               |
| AN520-10R8   | 94 -29               |
| AN520-10R8   | 94 -56               |
| AN520-10R8   | 108 -39              |
| AN520-10R8   | 161 -44              |
| AN520-10R8   | 166 -77              |
| AN520-10R8   | 168 -11              |
| AN520-10R8   | 169 -51              |
| AN520-10R8   | 170 -22              |
| AN520-10R8   | 187 -26              |
| AN520-10R8   | 190 -37              |
| AN520-10R8   | 191 -26              |
| AN520-10R8   | 197 -10              |
| AN520-10R8   | 197 -14              |
| AN520-10R8   | 203 -25              |
| AN520-10R9   | 72 - 1               |
| AN520-10R9   | 73 - 1               |
| AN520-416R10 | 121 - 1              |
| AN520-416R8  | 191 -25              |
| AN520-416R8  | 203 -22              |
| AN520-8R6    | 166 -74              |
| AN520-8R6    | 191 -27              |



| PART NUMBER  | FIGURE AND INDEX NO. |
|--------------|----------------------|
| AN520810R14  | 101 -17              |
| AN520810R14  | 101 -18              |
| AN520810R14  | 102 -42              |
| AN525-10RR   | 83 -23               |
| AN525-10R10  | 49 -65               |
| AN525-10R10  | 68 -67               |
| AN525-10R12  | 68 -48               |
| AN525-10R12  | 108 -56              |
| AN525-10R14  | 108 -51              |
| AN525-10R6   | 51 - 9               |
| AN525-10R6   | 123 -53A             |
| AN525-10R6   | 135 -19              |
| AN525-10R6   | 137 -15              |
| AN525-10R6   | 191 -51              |
| AN525-10R8   | 49 - 1B              |
| AN525-10R8   | 51 -14               |
| AN525-10R8   | 72 -32               |
| AN525-10R8   | 73 -24               |
| AN525-10R8   | 76 -22               |
| AN525-10R8   | 170 -24              |
| AN525-832P6  | 166 -27B             |
| AN525-832P6  | 167 -27              |
| AN525-832P6  | 168 -40              |
| AN525-832R10 | 68 -72               |
| AN525-832R20 | 108 -58              |
| AN525-832R6  | 73 -30               |
| AN525-832R6  | 75 -20               |
| AN525-832R6  | 76 -25               |
| AN525-832R6  | 78 - 8               |
| AN525-832R6  | 135 -34              |
| AN525-832R6  | 135 -40              |
| AN525-832R6  | 135 -61              |
| AN525-832R7  | 28 -19B              |
| AN525-832R7  | 78 -19A              |
| AN525-832R7  | 111 - 6              |
| AN525-832R7  | 112 - 7              |
| AN525-832R7  | 113 - 6              |
| AN525-832R8  | 80 -12               |
| AN525-832R8  | 81 -19               |
| AN525-832R9  | 30 -19               |
| AN535-00-2   | 130 -48              |
| AN535-2-3    | 27 -13               |
| AN545-6R8    | 172 -12              |
| AN565B2H3    | 105 -90              |
| AN565B2H3    | 106 -91B             |
| AN565B428H3  | 159 -48              |
| AN565D6-3    | 146 -15              |
| AN565D8H3    | 159 -48              |
| AN6-15A      | 67 - 5               |
| AN6-15A      | 159 -37              |
| AN6-22A      | 67 -29               |
| AN6-23A      | 67 -29               |
| AN6-23A      | 67 -29               |
| AN6-23A      | 123 - 2              |
| AN6-24A      | 67 -29               |
| AN6-25A      | 122 - 1              |
| AN6-27A      | 123 - 2              |
| AN6-32A      | 122 - 2              |
| AN6-35A      | 124 - 2              |
| AN6-50A      | 124 - 3              |
| AN6-6A       | 34 -51               |
| AN6-6A       | 35 -51               |
| AN6-6A       | 67 -52               |
| AN6-6A       | 67 -60               |
| AN6-6A       | 68 -53               |
| AN6227-5     | 25 -12               |
| AN6227-9     | 130 -44              |
| AN6227B10    | 66 - 5               |
| AN6227B11    | 163 -22              |
| AN6227B18    | 65 - 9               |
| AN6227B20    | 64 - 7               |
| AN6227B22    | 66 - 4               |
| AN6227B26    | 57 - 8               |
| AN6227B26    | 58 - 6               |

| PART NUMBER | FIGURE AND INDEX NO. |
|-------------|----------------------|
| AN6227B32   | 57 -22               |
| AN6227B32   | 58 -27               |
| AN6227B5    | 57 -11               |
| AN6227B5    | 58 - 7               |
| AN6227B6    | 64 - 3               |
| AN6227B6    | 64 - 8               |
| AN6227B6    | 65 - 3               |
| AN6227B6    | 65 - 7               |
| AN6227B6    | 163 -25              |
| AN6230B2    | 69 -13               |
| AN6230B2    | 70 -21               |
| AN6230B2    | 71 -30               |
| AN6230B3    | 57 -14               |
| AN6230B3    | 58 -19               |
| AN6230B3    | 69 -14               |
| AN6230B6    | 57 -23               |
| AN6230B6    | 58 -28               |
| AN665-21R   | 124 -54              |
| AN680A08    | 111 - 8              |
| AN7-24A     | 4 - 4                |
| AN7-27A     | 125 - 2              |
| AN7-32A     | 126 - 2              |
| AN7-42A     | 123 -53              |
| AN7-42A     | 191 -40              |
| AN7-43A     | 123 - 8              |
| AN7-44A     | 123 - 8A             |
| AN73A4      | 167 -58              |
| AN735-34    | 203 -16              |
| AN735D20    | 122 -29              |
| AN735D56    | 126 -22              |
| AN737RM30   | 180 -37              |
| AN737RM30   | 181 -33              |
| AN737RM30   | 182 -51              |
| AN737RM30   | 183 -60              |
| AN737RM30   | 184 -72              |
| AN737TW56   | 123 -49              |
| AN737TW56   | 141 -18              |
| AN737TW82   | 172 - 9              |
| AN74A3      | 126 -26              |
| AN741TD5    | 125 -56              |
| AN741TD6    | 123 -37              |
| AN742-12    | 123 -10B             |
| AN742D10    | 122 -25              |
| AN742D10    | 125 -14              |
| AN742D10    | 125 -28              |
| AN742D10    | 125 -30              |
| AN742D10    | 140 -14              |
| AN742D10    | 187 -31              |
| AN742D12    | 123 -17              |
| AN742D12    | 186 -12              |
| AN742D16    | 125 -12              |
| AN742D16    | 138 -26              |
| AN742D16    | 139 -23              |
| AN742D16    | 139 -23C             |
| AN742D16    | 186 -13              |
| AN742D2     | 125 -23              |
| AN742D2     | 125 -28              |
| AN742D2     | 151 -23              |
| AN742D2     | 165 -40              |
| AN742D2     | 166 -46              |
| AN742D2     | 167 -43              |
| AN742D2     | 168 -73              |
| AN742D2     | 186 - 9              |
| AN742D20    | 126 - 9              |
| AN742D20    | 126 -11              |
| AN742D28    | 187 -29              |
| AN742D3     | 6 - 4                |
| AN742D3     | 8 - 4                |
| AN742D3     | 122 -24              |
| AN742D3     | 122 -34              |
| AN742D3     | 122 -41              |
| AN742D3     | 123 -41              |
| AN742D3     | 123 -74              |
| AN742D3     | 124 -25              |

| PART NUMBER | FIGURE AND INDEX NO. |
|-------------|----------------------|
| AN742D3     | 124 -36              |
| AN742D3     | 125 -45              |
| AN742D3     | 125 -56              |
| AN742D3     | 142 -25              |
| AN742D3     | 166 -76              |
| AN742D3     | 169 -19              |
| AN742D3     | 169 -50              |
| AN742D34    | 181 -24              |
| AN742D34    | 183 -43              |
| AN742D34    | 184 -56              |
| AN742D36    | 180 -23              |
| AN742D36    | 182 -35              |
| AN742D4     | 161 - 2              |
| AN742D4     | 161 - 5              |
| AN742D4     | 174 -15              |
| AN742D48    | 138 -39              |
| AN742D5     | 161 -30              |
| AN742D50    | 125 -28              |
| AN742D50    | 125 -30              |
| AN742D50    | 140 -14              |
| AN742D50    | 140 -18              |
| AN742D50    | 140 -27              |
| AN742D6-27  | 53 -15               |
| AN742D8     | 162 - 4              |
| AN780-2     | 174 - 5              |
| AN8-17A     | 21 - 3               |
| AN8-23A     | 4 - 1                |
| AN8-25A     | 21 - 2               |
| AN815-30    | 67 -36B              |
| AN815-30    | 143 -10              |
| AN815-30    | 144 - 3              |
| AN815-30    | 144 -13              |
| AN815-40    | 67 -36B              |
| AN815-40    | 142 -12              |
| AN815-40    | 161 - 3              |
| AN815-60    | 123 -23              |
| AN815-60    | 165 - 9              |
| AN815-60    | 165 -14              |
| AN815-60    | 166 - 9              |
| AN815-60    | 166 -17              |
| AN815-60    | 167 - 9              |
| AN815-60    | 167 -17              |
| AN815-60    | 168 -13              |
| AN815-60    | 168 -17              |
| AN815-60    | 168 -29              |
| AN815-80    | 167 -38A             |
| AN816-20    | 165 -41              |
| AN816-2B    | 126 -14              |
| AN816-2D    | 123 -68              |
| AN816-2D    | 166 -47              |
| AN816-2D    | 167 -46              |
| AN816-2D    | 168 -56              |
| AN816-2D    | 174 - 3              |
| AN816-2D    | 186 - 3              |
| AN816-2D    | 186 - 8              |
| AN816-4D    | 70 -30               |
| AN816-4D    | 174 -12              |
| AN816-4D    | 178 -13              |
| AN816-4D    | 179 - 7              |
| AN816-4D    | 182 -16              |
| AN816-4D    | 183 -18              |
| AN816-4D    | 184 -23              |
| AN816-4D    | 184 -27              |
| AN816-4D    | 185 - 8              |
| AN816-6-6   | 123 -21              |
| AN816-6D    | 176 - 5              |
| AN816-6D    | 179 - 8              |
| AN816-6D    | 183 -19              |
| AN816-6D    | 184 -24              |
| AN816-7D    | 125 -15              |
| AN816-7D    | 126 -11              |
| AN821-2D    | 167 -61              |
| AN821-2D    | 168 -74              |
| AN821-8D    | 184 -26              |

| PART NUMBER | FIGURE AND INDEX NO. | PART NUMBER | FIGURE AND INDEX NO. | PART NUMBER  | FIGURE AND INDEX NO. |
|-------------|----------------------|-------------|----------------------|--------------|----------------------|
| AN824-2D    | 173 - 5              | AN921-4D    | 146 -13              | AN936A416    | 135 -17              |
| AN824-6D    | 168 -24              | AN924-10D   | 185 -40              | AN936A416    | 135 -38              |
| AN824-6D    | 172 -23              | AN924-2D    | 41 -33               | AN936A416    | 135 -46              |
| AN832-2D    | 41 -42               | AN924-2D    | 41 -42               | AN936A416    | 135 -56              |
| AN832-2D    | 165 -43              | AN924-2D    | 123 -70              | AN936A416    | 135 -63              |
| AN832-2D    | 165 -45              | AN924-2D    | 125 -53              | AN936A416    | 203 - 4              |
| AN832-2D    | 166 -51              | AN924-2D    | 165 -43              | AN936A6      | 99 -42               |
| AN832-2D    | 166 -53              | AN924-2D    | 165 -45              | AN936A6      | 183 -16              |
| AN832-2D    | 167 -49              | AN924-2D    | 165 -49              | AN936A6      | 184 -36              |
| AN832-2D    | 168 -71              | AN924-2D    | 166 -51              | AN936A6B     | 99 -24               |
| AN832-2D    | 186 - 5              | AN924-2D    | 166 -53              | AN936A6B     | 99 -32               |
| AN832-3D    | 143 - 3              | AN924-2D    | 167 -49              | AN936A6B     | 99 -35               |
| AN832-3D    | 144 - 6              | AN924-2D    | 168 -71              | AN936A6B     | 100 -24              |
| AN832-4D    | 142 -18              | AN924-2D    | 174 - 2              | AN936A6B     | 100 -32              |
| AN833-3D    | 143 -14              | AN924-2D    | 186 - 7              | AN936A6B     | 100 -34              |
| AN833-3D    | 144 -17              | AN924-3D    | 41 -43               | AN936A6B     | 100 -39              |
| AN833-8D    | 166 -60              | AN924-3D    | 123 -70              | AN936A6B     | 101 -14              |
| AN833-8D    | 167 -53              | AN924-3D    | 143 - 4              | AN936A6B     | 101 -15              |
| AN833-8D    | 168 -79              | AN924-3D    | 143 - 7              | AN936A6B     | 101 -19              |
| AN837-3D    | 143 - 7              | AN924-3D    | 143 -16              | AN936A6B     | 101 -20              |
| AN837-3D    | 143 -13              | AN924-3D    | 143 -23              | AN936A6B     | 101 -28              |
| AN837-3D    | 144 -10              | AN924-3D    | 144 - 7              | AN936A6B     | 102 -29              |
| AN837-3D    | 144 -16              | AN924-3D    | 144 -10              | AN936A6B     | 102 -30              |
| AN837-4D    | 142 - 9              | AN924-3D    | 144 -19              | AN936A6B     | 102 -39              |
| AN837-4D    | 142 -15              | AN924-3D    | 144 -26              | AN936A6B     | 103 -39              |
| AN837-8D    | 165 -35              | AN924-4D    | 67 -21               | AN936A6B     | 103 -40              |
| AN837-8D    | 166 -39              | AN924-4D    | 142 - 4              | AN936A6B     | 104 -40              |
| AN837-8D    | 168 -62              | AN924-4D    | 142 -11              | AN936A6B     | 104 -48              |
| AN840-8D    | 180 -38              | AN924-4D    | 142 -15              | AN936A6B     | 104 -53              |
| AN840-8D    | 181 -34              | AN924-4D    | 142 -19              | AN936A6B     | 105 -55              |
| AN840-8D    | 182 -50              | AN924-4D    | 146 -12              | AN936A6B     | 106 -47              |
| AN840-8D    | 183 -59              | AN924-6D    | 16 -15               | AN936A6B     | 106 -50              |
| AN840-8D    | 184 -71              | AN924-6D    | 17 -25               | AN936A6B     | 152 - 1              |
| AN842-8     | 182 -42              | AN924-6D    | 182 -40              | AN936A6B     | 152 -24              |
| AN842-8     | 183 -50              | AN924-6D    | 183 -48              | AN936A6B     | 153 - 1              |
| AN842-8     | 184 -62              | AN924-6D    | 184 -60              | AN936A6B     | 153 -23              |
| AN844-4D    | 176 - 9              | AN924-8D    | 165 -36              | AN936A6B     | 186 - 1              |
| AN844-4D    | 180 -12              | AN924-8D    | 166 -42              | AN936A6B     | 186 -10              |
| AN844-6     | 179 -29              | AN924-8D    | 166 -62              | AN936A616    | 87 -27               |
| AN844-6D    | 178 -26              | AN924-8D    | 167 -55              | AN936A616    | 88 -28               |
| AN844-8     | 177 -10              | AN924-8D    | 168 -64              | AN936A616    | 89 -26               |
| AN844-8     | 177 -14              | AN924-8D    | 168 -81              | AN936A8      | 55 -38               |
| AN844-8D    | 180 -29              | AN932-1     | 130 -42              | AN936A8      | 67 -67               |
| AN894D8-6   | 184 -25              | AN932C2     | 174 -16              | AN936A8      | 68 -26               |
| AN900-10    | 123 -73              | AN932D3     | 176 -10              | AN936A8      | 76 -26               |
| AN900-10    | 125 -59              | AN932U3     | 180 -14              | AN936A8      | 101 - 4              |
| AN900-16    | 125 -60              | AN935-10    | 203 - 5              | AN936A8      | 102 -14              |
| AN901-5A    | 57 -13               | AN935-10L   | 130 -43              | AN936A8      | 103 -16              |
| AN901-5A    | 58 -18               | AN935-10L   | 187 -52              | AN936A8      | 104 -28              |
| AN902-4     | 146 -11              | AN935-8L    | 130 -46              | AN936A8      | 105 -23              |
| AN910-1D    | 161 -42              | AN936-A6    | 100 -45              | AN936A8      | 106 -22              |
| AN911-1D    | 161 -22              | AN936-A8    | 67 -23               | AN936A8      | 107 - 9              |
| AN912-1D    | 176 - 8              | AN936A-10   | 203 -10              | AN936A8      | 138 -14              |
| AN912-1D    | 180 -13              | AN936A10    | 166 -66              | AN936A8      | 139 -14              |
| AN912-1D    | 180 -40              | AN936A10    | 167 -59              | AN936A8      | 141 -27              |
| AN912-1D    | 181 -36              | AN936A10    | 168 -85              | AN936A8      | 166 -27C             |
| AN912-2     | 123 -23              | AN936A10    | 169 -27              | AN936A8      | 167 -28              |
| AN912-2     | 178 -24              | AN936A10    | 170 - 2              | AN936A8      | 168 -41              |
| AN912-2     | 179 -27              | AN936A10    | 203 -18              | AN936A8      | 201 -18              |
| AN912-2D    | 123 -25              | AN936A10    | 203 -28              | AN936A8      | 204 -11              |
| AN912-2D    | 152 -50              | AN936A4     | 159 -43              | AN936A8      | 204 -27              |
| AN914-1D    | 172 -20              | AN936A4     | 204 - 2              | AN936B6      | 73 -31A              |
| AN914-1D    | 181 -38              | AN936A4     | 204 -16              | AN936B6      | 75 -21A              |
| AN914-2D    | 125 -15              | AN936A416   | 87 -27               | AN936B6      | 76 -28               |
| AN914-2D    | 126 -11              | AN936A416   | 88 -27               | AN936B616    | 67 -53               |
| AN914-2D    | 182 -18A             | AN936A416   | 89 -25               | AN936B616    | 67 -61               |
| AN914-2D    | 183 -17              | AN936A416   | 134 - 3              | AN936B616    | 68 -54               |
| AN914-3D    | 180 -28              | AN936A416   | 134 -16              | AN936B8      | 78 - 9               |
| AN916-1D    | 161 -21              | AN936A416   | 134 -22              | AN944-101A   | 57 -26               |
| AN916-716   | 142 -19A             | AN936A416   | 134 -27              | AN944-101A   | 57 -38               |
| AN921-3D    | 143 -21              | AN936A416   | 134 -35              | AN944-101A   | 58 -31               |
| AN921-3D    | 144 -24              | AN936A416   | 134 -42              | AN944-101A   | 58 -43               |
| AN921-4D    | 142 - 3              | AN936A416   | 134 -50              | AN960-D1216L | 167 -54              |
| AN921-4D    | 142 - 8              | AN936A416   | 135 - 3              | AN960-D2L    | 123 -65A             |

| PART NUMBER | FIGURE AND INDEX NO. |
|-------------|----------------------|
| AN960-D2L   | 125 -47B             |
| AN960-PD10L | 166 -70              |
| AN960-PD6L  | 166 -75              |
| AN960-10    | 19 -15               |
| AN960-10    | 20 -10               |
| AN960-10    | 33 -31D              |
| AN960-10    | 34 - 3               |
| AN960-10    | 34 - 7               |
| AN960-10    | 34 -43               |
| AN960-10    | 35 - 3               |
| AN960-10    | 35 - 7               |
| AN960-10    | 35 -45               |
| AN960-10    | 44 - 5               |
| AN960-10    | 44 - 9               |
| AN960-10    | 45 - 6               |
| AN960-10    | 49 - 1B              |
| AN960-10    | 55 -34A              |
| AN960-10    | 55 -34B              |
| AN960-10    | 55 -34C              |
| AN960-10    | 56 - 5               |
| AN960-10    | 67 -65               |
| AN960-10    | 68 -46               |
| AN960-10    | 68 -64               |
| AN960-10    | 90 -44               |
| AN960-10    | 93 -38               |
| AN960-10    | 93 -69               |
| AN960-10    | 94 -62               |
| AN960-10    | 108 -57              |
| AN960-10    | 122 -17              |
| AN960-10    | 122 -33              |
| AN960-10    | 122 -38              |
| AN960-10    | 123 -10B             |
| AN960-10    | 123 -19              |
| AN960-10    | 123 -32              |
| AN960-10    | 123 -33              |
| AN960-10    | 123 -43              |
| AN960-10    | 123 -44              |
| AN960-10    | 123 -57              |
| AN960-10    | 123 -77              |
| AN960-10    | 124 -30              |
| AN960-10    | 125 -42              |
| AN960-10    | 132 -12              |
| AN960-10    | 145 -20              |
| AN960-10    | 146 - 5              |
| AN960-10    | 148 -16              |
| AN960-10    | 151 -19              |
| AN960-10    | 158 -41              |
| AN960-10    | 159 - 8              |
| AN960-10    | 159 -14              |
| AN960-10    | 159 -25              |
| AN960-10    | 159 -51              |
| AN960-10    | 166 -32              |
| AN960-10    | 167 -34              |
| AN960-10    | 168 -11              |
| AN960-10    | 168 -46              |
| AN960-10    | 169 -24              |
| AN960-10    | 190 -21              |
| AN960-10    | 196 -10              |
| AN960-10L   | 26 - 7               |
| AN960-10L   | 45 -10               |
| AN960-10L   | 52 - 5               |
| AN960-10L   | 55 - 5               |
| AN960-10L   | 57 -36               |
| AN960-10L   | 58 -41               |
| AN960-10L   | 87 - 8               |
| AN960-10L   | 87 -34               |
| AN960-10L   | 88 - 8               |
| AN960-10L   | 88 -35               |
| AN960-10L   | 89 - 8               |
| AN960-10L   | 89 -33               |
| AN960-10L   | 90 - 8               |
| AN960-10L   | 90 -42               |
| AN960-10L   | 90 -72               |
| AN960-10L   | 91 - 6               |

| PART NUMBER | FIGURE AND INDEX NO. |
|-------------|----------------------|
| AN960-10L   | 91 -13               |
| AN960-10L   | 91 -21               |
| AN960-10L   | 91 -21D              |
| AN960-10L   | 92 -19               |
| AN960-10L   | 93 - 3               |
| AN960-10L   | 93 - 5               |
| AN960-10L   | 93 -31               |
| AN960-10L   | 93 -62               |
| AN960-10L   | 93 -75               |
| AN960-10L   | 93 -88               |
| AN960-10L   | 94 - 3               |
| AN960-10L   | 94 - 5               |
| AN960-10L   | 94 -30               |
| AN960-10L   | 94 -50               |
| AN960-10L   | 94 -57               |
| AN960-10L   | 94 -75               |
| AN960-10L   | 94 -79               |
| AN960-10L   | 95 -14               |
| AN960-10L   | 95 -27               |
| AN960-10L   | 108 -53              |
| AN960-10L   | 123 -78              |
| AN960-10L   | 124 -51              |
| AN960-10L   | 124 -57              |
| AN960-10L   | 125 -44              |
| AN960-10L   | 129 - 2              |
| AN960-10L   | 129 - 6              |
| AN960-10L   | 129 -17              |
| AN960-10L   | 130 -34              |
| AN960-10L   | 137 -15              |
| AN960-10L   | 138 -36              |
| AN960-10L   | 139 -30              |
| AN960-10L   | 139 -43              |
| AN960-10L   | 140 -31              |
| AN960-10L   | 141 -11              |
| AN960-10L   | 144 -45D             |
| AN960-10L   | 149 -62              |
| AN960-10L   | 150 -47              |
| AN960-10L   | 157 -18              |
| AN960-10L   | 159 -31              |
| AN960-10L   | 159 -50              |
| AN960-10L   | 190 - 4              |
| AN960-10L   | 190 -36              |
| AN960-10L   | 190 -37              |
| AN960-10L   | 191 - 4              |
| AN960-10L   | 191 -21              |
| AN960-10L   | 191 -58              |
| AN960-10L   | 192 -17              |
| AN960-2     | 135 -24              |
| AN960-2     | 169 -26              |
| AN960-4     | 11 - 9               |
| AN960-4     | 78 - 4               |
| AN960-4     | 78 -15               |
| AN960-4     | 143 -53              |
| AN960-4     | 144 -58              |
| AN960-4     | 158 -57              |
| AN960-4L    | 54 - 4               |
| AN960-4L    | 96 -23               |
| AN960-416   | 19 - 6               |
| AN960-416   | 19 -11               |
| AN960-416   | 23 - 3               |
| AN960-416   | 24 - 3               |
| AN960-416   | 26 - 3               |
| AN960-416   | 26 -13               |
| AN960-416   | 59 - 4               |
| AN960-416   | 60 -10               |
| AN960-416   | 62 -11               |
| AN960-416   | 69 - 5               |
| AN960-416   | 70 -13               |
| AN960-416   | 90 -62               |
| AN960-416   | 95 - 2               |
| AN960-416   | 95 -12               |
| AN960-416   | 96 - 2               |
| AN960-416   | 97 -16               |
| AN960-416   | 98 - 2               |

| PART NUMBER | FIGURE AND INDEX NO. |
|-------------|----------------------|
| AN960-416   | 98 - 8               |
| AN960-416   | 98 -19               |
| AN960-416   | 108 -41              |
| AN960-416   | 122 -23              |
| AN960-416   | 123 -10C             |
| AN960-416   | 123 -37              |
| AN960-416   | 123 -41              |
| AN960-416   | 123 -59              |
| AN960-416   | 125 -56              |
| AN960-416   | 134 - 4              |
| AN960-416   | 134 -17              |
| AN960-416   | 134 -22              |
| AN960-416   | 134 -28              |
| AN960-416   | 134 -36              |
| AN960-416   | 134 -43              |
| AN960-416   | 134 -51              |
| AN960-416   | 135 - 4              |
| AN960-416   | 135 -18              |
| AN960-416   | 135 -39              |
| AN960-416   | 135 -47              |
| AN960-416   | 135 -57              |
| AN960-416   | 135 -64              |
| AN960-416   | 147 - 6              |
| AN960-416   | 148 - 5              |
| AN960-416   | 149 -15              |
| AN960-416   | 149 -51              |
| AN960-416   | 149 -56              |
| AN960-416   | 150 -35              |
| AN960-416   | 150 -40              |
| AN960-416   | 154 - 6              |
| AN960-416   | 154 -20              |
| AN960-416   | 155 - 5              |
| AN960-416   | 155 -24              |
| AN960-416   | 158 -31              |
| AN960-416   | 169 -46              |
| AN960-416   | 170 -26              |
| AN960-416   | 187 -25              |
| AN960-416   | 189 -14              |
| AN960-416L  | 55 -36C              |
| AN960-416L  | 57 -32               |
| AN960-416L  | 57 -44               |
| AN960-416L  | 58 -37               |
| AN960-416L  | 58 -49               |
| AN960-416L  | 61 -12               |
| AN960-416L  | 70 -23               |
| AN960-416L  | 70 -26               |
| AN960-416L  | 71 -16               |
| AN960-416L  | 71 -20               |
| AN960-416L  | 71 -25               |
| AN960-416L  | 93 -13               |
| AN960-416L  | 94 -12               |
| AN960-416L  | 110 - 6              |
| AN960-416L  | 121 -45              |
| AN960-416L  | 123 -45              |
| AN960-416L  | 124 -34              |
| AN960-416L  | 129 -26              |
| AN960-416L  | 147 - 3              |
| AN960-416L  | 148 - 4              |
| AN960-416L  | 149 -26              |
| AN960-416L  | 150 -10              |
| AN960-416L  | 156 -14              |
| AN960-416L  | 160 -16              |
| AN960-416L  | 169 - 2              |
| AN960-416L  | 170 -27              |
| AN960-416L  | 190 -41              |
| AN960-416L  | 191 -62              |
| AN960-516   | 12 - 9               |
| AN960-516   | 13 - 9               |
| AN960-516   | 21 -12               |
| AN960-516   | 22 - 2               |
| AN960-516   | 41 -42               |
| AN960-516   | 55 - 4               |
| AN960-516   | 56 - 4               |
| AN960-516   | 63 - 4               |



| PART NUMBER | FIGURE AND INDEX NO. | PART NUMBER  | FIGURE AND INDEX NO. | PART NUMBER | FIGURE AND INDEX NO. |
|-------------|----------------------|--------------|----------------------|-------------|----------------------|
| AN960-516   | 70 -13               | AN960-816    | 147 -12              | AN970-5     | 108 - 8              |
| AN960-516   | 129 - 3              | AN960-816L   | 111 - 3              | AN970-5     | 108 -24              |
| AN960-516   | 129 -41              | AN960-816L   | 112 - 3              | AN970-5     | 151 -12              |
| AN960-516   | 155 -28              | AN960-816L   | 148 -13              | AN970-5     | 187 -16              |
| AN960-516   | 165 -43              | AN960-816L   | 148 -29              | A1257A      | 4 -26                |
| AN960-516   | 165 -45              | AN960A816L   | 147 -13              | A1257A      | 4 -34                |
| AN960-516   | 166 -51              | AN960BD10L   | 181 -24              | A1274-8Z-3  | 5 -11                |
| AN960-516   | 166 -53              | AN960C-416L  | 126 - 6              | A1280-2     | 4 -27                |
| AN960-516   | 167 -49              | AN960C416L   | 87 -43               | A1280-2     | 4 -35                |
| AN960-516   | 168 -71              | AN960C416L   | 124 -23              | A1280-3     | 4 -27                |
| AN960-516   | 186 - 6              | AN960C416L   | 171 - 9              | A1280-3     | 4 -35                |
| AN960-516   | 203 - 3              | AN960D10     | 122 -10              | A1562       | 114 - 3              |
| AN960-516L  | 22 - 3               | AN960D10     | 124 -44              | A1635-73    | 71 -15A              |
| AN960-516L  | 55 -26A              | AN960D10     | 161 -45              | A1636-23    | 61 - 3               |
| AN960-516L  | 55 -30               | AN960D10L    | 16 -17               | A1636-24    | 71 -13               |
| AN960-516L  | 56 -18               | AN960D10L    | 110 - 2              | A1638-1     | 71 -168              |
| AN960-516L  | 58 - 9               | AN960D10L    | 110 - 4              | A1638-11    | 113 - 3              |
| AN960-516L  | 58 -14               | AN960D10L    | 182 -35              | A1638-2     | 114 - 5              |
| AN960-516L  | 67 -27A              | AN960D10L    | 183 -43              | A1638-29    | 61 -12               |
| AN960-516L  | 68 -19               | AN960D10L    | 184 -56              | A1638-30    | 71 -16A              |
| AN960-6     | 103 -76              | AN960D1216   | 165 -37              | A1639-2     | 114 - 4              |
| AN960-6     | 104 -51              | AN960D1216L  | 166 -40              | A1663-022-1 | 73 -21               |
| AN960-6     | 105 -63              | AN960D1216L  | 166 -41              | A1663-022-1 | 75 -19               |
| AN960-6     | 106 -63              | AN960D1216L  | 166 -61              | A1663-022-1 | 76 -19               |
| AN960-6     | 165 -29              | AN960D1216L  | 168 -63              | A1663-028-1 | 72 -28               |
| AN960-6     | 202 -14              | AN960D1216L  | 168 -80              | A1663-028-1 | 73 -21               |
| AN960-6L    | 193 -10              | AN960D16     | 183 -47              | A1663-028-1 | 74 -23               |
| AN960-616   | 68 -56               | AN960D4L     | 24 -30               | A1788-8Z-1  | 115 -11              |
| AN960-616   | 68 -71               | AN960D416L   | 148 -42C             | A1788-8Z-1  | 116 -11              |
| AN960-616   | 108 - 3F             | AN960D516    | 165 -49              | A1788-8Z-3  | 121 -15              |
| AN960-616   | 122 - 5              | AN960D516    | 174 - 2              | A1793-6Z-3  | 138 -19              |
| AN960-616   | 123 - 4              | AN960D6      | 172 - 6              | A2108A      | 23 -22               |
| AN960-616   | 124 - 4              | AN960D6L     | 105 -59              | A2109-3     | 23 -22               |
| AN960-616   | 152 - 6              | AN960D6L     | 105 -98B             | A2371       | 111 - 4              |
| AN960-616   | 152 -29              | AN960D6L     | 106 -57              | A2371       | 112 - 5              |
| AN960-616   | 153 - 6              | AN960D6L     | 106 -92B             | A2513-16    | 111 - 2              |
| AN960-616   | 153 -28              | AN960D616    | 41 -43               | A2513-16    | 112 - 2              |
| AN960-616   | 159 -38              | AN960D616    | 67 - 7               | A2513-38    | 113 - 2              |
| AN960-616L  | 67 -31               | AN960D616    | 90 -78               | A2513-66    | 61 -11               |
| AN960-616L  | 67 -53               | AN960D716    | 67 -10               | A2947-2     | 114 - 2              |
| AN960-616L  | 67 -62               | AN960D8L     | 105 -75              | A30010      | 71 - 8               |
| AN960-616L  | 68 -55               | AN960D8L     | 105 -98A             | A30011      | 71 -11               |
| AN960-616L  | 90 -55               | AN960D8L     | 106 -92              | A30013      | 71 -12               |
| AN960-716   | 4 - 6                | AN960D8L     | 106 -92A             | A30014      | 71 -10               |
| AN960-716   | 68 -14               | AN960D8L     | 195 -10              | A30015      | 71 - 9               |
| AN960-716   | 125 - 2              | AN960D916    | 182 -39              | A30021      | 71 -29               |
| AN960-716   | 142 -10              | AN960D916    | 184 -59              | A30023      | 71 -19               |
| AN960-716   | 142 -15              | AN960PD10    | 178 -18              | A30030      | 71 -31               |
| AN960-716   | 143 - 5              | AN960PD10    | 179 -15              | A30040      | 71 -33               |
| AN960-716   | 143 - 7              | AN960PD10    | 182 -29              | A30047      | 61 - 5               |
| AN960-716   | 143 -15              | AN960PD10    | 183 -37              | A30048      | 61 - 4               |
| AN960-716   | 144 - 8              | AN960PD10L   | 184 -40              | A30078-1    | 61 -10               |
| AN960-716   | 144 -10              | AN960PD10L   | 185 -24              | A30078-2    | 61 - 6               |
| AN960-716   | 144 -18              | AN960PD10L   | 180 -23              | A30079-1    | 71 - 4               |
| AN960-716L  | 123 - 9              | AN960PD10L   | 185 -33              | A30079-2    | 71 - 7               |
| AN960-716L  | 161 -33              | AN960PD1416L | 185 -41              | A30085      | 71 -32               |
| AN960-716L  | 172 -33              | AN960PD416   | 148 -42E             | A30087      | 71 -23               |
| AN960-8     | 29 -24               | AN960PD6L    | 148 -34              | A30087      | 71 -27               |
| AN960-8     | 30 -28               | AN960PD6L    | 148 -39              | A3047A6-92  | 168 -16              |
| AN960-8     | 30 -33               | AN970-3      | 87 -50               | A3047A6-92  | 168 -20              |
| AN960-8     | 93 -84               | AN970-3      | 110 - 3              | A39070      | 62 - 4               |
| AN960-8     | 94 -86               | AN970-3      | 122 - 9              | A39070      | 63 -10               |
| AN960-8     | 139 -28              | AN970-3      | 123 -43              | A39070      | 70 -10               |
| AN960-8     | 190 -33              | AN970-3      | 124 -44              | A4513-1     | 23 -20               |
| AN960-8     | 191 -31              | AN970-3      | 133 -46              | A6-75       | 78 -25               |
| AN960-8L    | 30 -19               | AN970-3      | 136 -27              | A6191-8Z-1  | 115 -12              |
| AN960-8L    | 114 - 8              | AN970-3      | 166 -37              | A6191-8Z-1  | 116 -12              |
| AN960-8L    | 196 - 9              | AN970-3      | 167 -60              | A6204-8Z3   | 11 -12               |
| AN960-8L    | 204 -12              | AN970-3      | 168 -86              | A7512-12    | 4 -25                |
| AN960-8L    | 204 -25              | AN970-3      | 172 -14              | A7512-12    | 4 -33                |
| AN960-816   | 4 - 3                | AN970-3      | 202 -20              | A880-6Z3    | 103 -48              |
| AN960-816   | 21 - 6               | AN970-4      | 190 -11              | A9028-4Z-3  | 82 -25               |
| AN960-816   | 21 - 7               | AN970-4      | 191 - 2              | B1316       | 130 -11              |
| AN960-816   | 105 -68              | AN970-4      | 192 -16              | B30007      | 71 -14               |

| PART NUMBER  | FIGURE AND INDEX NO. |
|--------------|----------------------|
| B30024       | 71 -26               |
| B30026       | 71 -23               |
| B30026       | 71 -27               |
| B30027       | 71 -22               |
| B3005A1      | 180 -19              |
| B3005A1      | 181 -21              |
| B30076       | 71 - 5               |
| B30077       | 61 - 8               |
| B30089       | 71 -28               |
| B30195       | 71 -14               |
| B4416D       | 57 -26               |
| B4416D       | 58 -31               |
| B610         | 19 - 8               |
| B610         | 20 - 6               |
| B610         | 147 -19              |
| B610         | 148 - 7              |
| B610         | 159 -21              |
| B610         | 159 -36              |
| B610-QH      | 19 - 8               |
| B610-P       | 19 - 8               |
| B610-P       | 147 -19              |
| B610-QH      | 147 -19              |
| CA-2         | 99 -43               |
| CA-2         | 100 -46              |
| CA-2         | 102 -66A             |
| CM2629N1     | 101 -16              |
| CM2692-20-1S | 20 -37               |
| CM2692-28-1S | 7 -37                |
| CM2692-28-1S | 9 -39                |
| CM2692-28-1S | 14 -11               |
| CM2692-28-1S | 15 -12               |
| CR163-4-4    | 72 -40               |
| CR163-4-4    | 73 -35               |
| CR163-4-8    | 19 -28               |
| CR763-4-2    | 192 - 4              |
| CR763-4-4    | 76 -35               |
| C1-C2        | 1 - 1                |
| C109         | 55 -12               |
| C109         | 56 -12               |
| C156001-0104 | 5 - 6                |
| C156001-0104 | 16 - 8A              |
| C156001-0104 | 17 -16B              |
| C161001-0304 | 113 - 1              |
| C161001-0305 | 113 - 1              |
| C161001-0306 | 113 - 1              |
| C161001-0307 | 113 - 1              |
| C161001-0308 | 113 - 1              |
| C161001-0309 | 113 - 1              |
| C163001-0103 | 70 -                 |
| C163001-0104 | 70 -                 |
| C163002-0101 | 71 - 2               |
| C163002-0201 | 61 - 2               |
| C163003-0101 | 71 - 2               |
| C163003-0201 | 61 - 2               |
| C163030-0103 | 70 -14               |
| C163030-0105 | 70 -14               |
| C163030-0107 | 70 -14               |
| C163030-0111 | 70 -14               |
| C163032-0105 | 71 -17               |
| C165001-0102 | 182 -34              |
| C165001-0102 | 183 -42              |
| C165001-0102 | 184 -55              |
| C17312-3     | 201 - 4              |
| C17313       | 201 - 7              |
| C17325       | 201 - 2              |
| C17326       | 201 - 5              |
| C17330       | 201 - 3              |
| C17331-3     | 201 - 6              |
| C17331-6     | 201 - 6              |
| C253001-0101 | 72 -34               |
| C253001-0101 | 73 -26               |
| C253001-0101 | 80 - 8               |
| C253001-0101 | 81 - 8               |
| C262001-0101 | 70 -31               |

| PART NUMBER  | FIGURE AND INDEX NO. |
|--------------|----------------------|
| C262001-0102 | 60 -12               |
| C262001-0201 | 70 -31               |
| C262001-0202 | 60 -12               |
| C262003-0101 | 62 -13               |
| C262003-0101 | 63 -12               |
| C262003-0101 | 69 -24               |
| C262003-0101 | 70 -31               |
| C262003-0101 | 71 - 1               |
| C262003-0102 | 59 - 8               |
| C262003-0102 | 60 -12               |
| C262003-0102 | 61 - 1               |
| C262004-0101 | 61 - 1               |
| C262004-0102 | 71 - 1               |
| C262023-0101 | 59 - 9               |
| C262023-0101 | 60 -13               |
| C262023-0101 | 61 - 2               |
| C262023-0102 | 62 -13               |
| C262023-0102 | 63 -13               |
| C262023-0102 | 69 -25               |
| C262023-0102 | 70 -32               |
| C262023-0102 | 71 - 2               |
| C291502-0101 | 104 -60              |
| C291502-0101 | 166 -54              |
| C291502-0102 | 103 -59              |
| C291502-0102 | 104 -60              |
| C291502-0103 | 104 -60              |
| C291502-0103 | 106 -54              |
| C291502-0103 | 99 - 8               |
| C292501-0102 | 100 - 7              |
| C292501-0102 | 102 -47              |
| C292501-0102 | 103 -72              |
| C292501-0102 | 104 -51              |
| C292501-0104 | 105 -87              |
| C292501-0104 | 106 -90D             |
| C292501-0203 | 99 - 7               |
| C292501-0203 | 102 -47              |
| C292501-0203 | 103 -72              |
| C294501-0101 | 178 -15              |
| C294501-0101 | 179 -12              |
| C294501-0101 | 182 -26              |
| C294501-0101 | 183 -34              |
| C294501-0101 | 184 -38              |
| C294501-0101 | 185 -22              |
| C294501-0102 | 178 -19              |
| C294501-0102 | 179 -16              |
| C294501-0102 | 182 -30              |
| C294501-0102 | 183 -38              |
| C294501-0102 | 184 -42              |
| C294501-0102 | 185 -26              |
| C294501-0103 | 178 -20              |
| C294501-0103 | 179 -17              |
| C294501-0103 | 182 -31              |
| C294501-0103 | 183 -39              |
| C294501-0103 | 184 -43              |
| C294501-0103 | 185 -27              |
| C294502-0101 | 185 -29              |
| C294505-0101 | 163 -13              |
| C294505-0101 | 164 -                |
| C294505-0101 | 187 -41              |
| C294505-0102 | 164 - 1              |
| C294505-0102 | 163 -14              |
| C294510-0301 | 116 -29              |
| C294510-0301 | 117 -27              |
| C294510-0301 | 118 -43              |
| C294510-0301 | 119 -35              |
| C294510-0301 | 120 -40              |
| C294510-0301 | 123 -66              |
| C294510-0301 | 125 -48              |
| C294510-0301 | 127 - 6              |
| C299501-0101 | 123 - 7              |
| C299505-0102 | 104 -68              |
| C299505-0102 | 105 -73              |

| PART NUMBER  | FIGURE AND INDEX NO. |
|--------------|----------------------|
| C299505-0102 | 106 -74              |
| C299505-0203 | 104 -68              |
| C299505-0203 | 105 -73              |
| C30019       | 71 -17               |
| C30041       | 71 -18               |
| C30057       | 61 - 9               |
| C301001-0211 | 159 -43              |
| C301002-0103 | 159 -40              |
| C301002-0301 | 159 -36              |
| C301002-0308 | 159 -42              |
| C30163       | 71 - 6B              |
| C30163-1     | 71 - 6A              |
| C30172       | 61 - 7B              |
| C30172-1     | 61 - 7A              |
| C4189        | 156 -10              |
| C4189        | 156 -11              |
| C4189        | 156 -28              |
| C4189        | 156 -30              |
| C421001-0101 | 108 -37              |
| C421001-0102 | 108 -38              |
| C431001-0101 | 180 -20              |
| C431001-0101 | 181 -22              |
| C431001-0101 | 182 -33              |
| C431001-0101 | 183 -41              |
| C431001-0101 | 184 -49              |
| C431002-0101 | 128 -12              |
| C431002-0102 | 184 -48              |
| C431002-0102 | 185 -44              |
| C431003-0101 | 184 -48              |
| C431003-0101 | 185 -44              |
| C431003-0301 | 185 -44              |
| C482001-0101 | 177 -11              |
| C482001-0101 | 178 -25              |
| C482001-0101 | 179 -28              |
| C482001-0101 | 182 -36              |
| C482001-0101 | 183 -44              |
| C482001-0101 | 184 -46              |
| C482001-0201 | 184 -45              |
| C482001-0301 | 185 -38              |
| C482001-0401 | 185 -39              |
| C590501-0101 | 159 -27              |
| C593001-0101 | 191 -63              |
| C594501-0201 | 201 -16              |
| C594501-0203 | 201 -16              |
| C594502-0101 | 201 -16A             |
| C6AB-10A730A | 191 -25              |
| C611001-0101 | 127 -11              |
| C611001-0101 | 128 - 7              |
| C611001-0102 | 191 -25              |
| C611001-0201 | 203 -21              |
| C611501-0101 | 128 - 5              |
| C611501-0101 | 191 -39              |
| C611501-0102 | 191 -39              |
| C611501-0202 | 127 - 9              |
| C611501-0202 | 203 - 1              |
| C611501-0204 | 203 - 1              |
| C621001-0106 | 201 -                |
| C622001-0102 | 23 -18               |
| C622001-0104 | 23 -21               |
| C622001-0201 | 4 -41                |
| C622001-0202 | 4 -31                |
| C622001-0401 | 23 -18               |
| C622003-0101 | 4 -44                |
| C622003-0103 | 3 - 6A               |
| C622003-0103 | 105 -98              |
| C622003-0104 | 4 -45                |
| C622003-0105 | 3 - 6A               |
| C622003-0105 | 105 -98              |
| C622003-0105 | 106 -93              |
| C622004-0103 | 191 -50              |
| C622006-0102 | 4 -44                |
| C622006-0103 | 4 -45                |
| C622006-0105 | 4 -45A               |
| C622007-0101 | 191 -54              |

| PART NUMBER  | FIGURE AND INDEX NO. |
|--------------|----------------------|
| C660501-0101 | 108 -65              |
| C660501-0201 | 108 -27              |
| C661001-0101 | 102 -41              |
| C661001-0201 | 102 -41              |
| C661001-0201 | 103 -50              |
| C661001-0201 | 178 - 2              |
| C661001-0201 | 179 - 2              |
| C661001-0201 | 182 - 3              |
| C661001-0201 | 183 - 2              |
| C661001-0501 | 104 -42              |
| C661001-0501 | 184 - 1              |
| C661001-0501 | 185 - 1              |
| C661001-0502 | 104 -42              |
| C661001-0502 | 105 -47              |
| C661001-0502 | 184 - 1              |
| C661001-0502 | 185 - 1              |
| C661001-0503 | 104 -42              |
| C661001-0503 | 105 -47              |
| C661001-0503 | 184 - 1              |
| C661001-0503 | 185 - 1              |
| C661001-0504 | 104 -42              |
| C661001-0504 | 105 -47              |
| C661001-0504 | 184 - 1              |
| C661001-0504 | 185 - 1              |
| C661001-0505 | 105 -47              |
| C661001-0505 | 184 - 1              |
| C661001-0505 | 185 - 1              |
| C661002-0101 | 102 -42              |
| C661002-0201 | 102 -42              |
| C661002-0201 | 103 -51              |
| C661002-0201 | 178 - 1              |
| C661002-0201 | 179 - 1              |
| C661002-0201 | 182 - 1              |
| C661002-0201 | 183 - 1              |
| C661002-0301 | 104 -43              |
| C661002-0301 | 105 -48              |
| C661002-0301 | 184 - 3              |
| C661002-0301 | 185 - 3              |
| C661002-0501 | 104 -43              |
| C661002-0501 | 184 - 3              |
| C661002-0501 | 185 - 3              |
| C661002-0503 | 104 -43              |
| C661002-0503 | 184 - 3              |
| C661002-0503 | 185 - 3              |
| C661002-0504 | 104 -43              |
| C661002-0504 | 105 -48              |
| C661002-0504 | 184 - 3              |
| C661002-0505 | 105 -48              |
| C661002-0505 | 184 - 3              |
| C661002-0505 | 185 - 3              |
| C661002-0506 | 105 -48              |
| C661002-0506 | 184 - 3              |
| C661002-0506 | 185 - 3              |
| C661003-0201 | 103 -45              |
| C661003-0501 | 104 -40              |
| C661003-0501 | 105 -40              |
| C661003-0504 | 105 -40              |
| C661003-0504 | 106 -37              |
| C661003-0601 | 153 -23              |
| C661010-0102 | 102 -27A             |
| C661010-0102 | 103 -34              |
| C661010-0102 | 104 -35              |
| C661010-0102 | 105 -42              |
| C661011-0105 | 101 -15              |
| C661011-0105 | 102 -28              |
| C661011-0105 | 103 -32              |
| C661011-0105 | 104 -45              |
| C661011-0105 | 105 -50              |
| C661011-0106 | 101 -15              |
| C661011-0106 | 102 -28              |
| C661011-0106 | 103 -32              |
| C661011-0106 | 104 -45              |
| C661011-0106 | 105 -50              |

| PART NUMBER  | FIGURE AND INDEX NO. |
|--------------|----------------------|
| C661011-0202 | 101 -15              |
| C661012-0101 | 103 -32              |
| C661012-0101 | 104 -45              |
| C661012-0101 | 105 -50              |
| C661012-0101 | 106 -47              |
| C661025-0102 | 106 -47              |
| C661060-0103 | 105 -41              |
| C661060-0109 | 105 -41              |
| C661060-0109 | 106 -38              |
| C661061-0103 | 105 -42              |
| C661061-0106 | 105 -42              |
| C661061-0106 | 106 -39              |
| C661071-0101 | 105 -50              |
| C661071-0101 | 106 -47              |
| C661071-0102 | 105 -50              |
| C661071-0102 | 106 -47              |
| C661075-0101 | 106 -45              |
| C661075-0101 | 105 -48              |
| C661075-0101 | 185 - 3              |
| C661075-0102 | 106 -45              |
| C661075-0102 | 105 -48              |
| C661075-0103 | 106 -45              |
| C661075-0103 | 105 -48              |
| C661075-0103 | 185 - 3              |
| C661075-0104 | 106 -45              |
| C661075-0104 | 105 -48              |
| C661075-0104 | 185 - 3              |
| C661075-0105 | 106 -45              |
| C661075-0105 | 105 -48              |
| C661075-0106 | 185 - 3              |
| C661075-0106 | 185 - 3              |
| C661076-0101 | 106 -44              |
| C661076-0101 | 105 -47              |
| C661076-0101 | 185 - 1              |
| C661076-0102 | 106 -44              |
| C661076-0102 | 105 -47              |
| C661076-0102 | 185 - 1              |
| C661076-0103 | 106 -44              |
| C661076-0103 | 105 -47              |
| C661076-0103 | 185 - 1              |
| C661076-0104 | 106 -44              |
| C661076-0104 | 105 -47              |
| C661076-0105 | 185 - 1              |
| C661076-0105 | 185 - 1              |
| C661080-0101 | 105 -52              |
| C661080-0101 | 106 -49              |
| C664501-0101 | 103 -76              |
| C664501-0101 | 104 -51              |
| C664501-0101 | 105 -63              |
| C664501-0103 | 105 -63              |
| C664501-0103 | 106 -63              |
| C664508-0101 | 105 -39              |
| C664508-0101 | 106 -36              |
| C668001-0103 | 103 -70              |
| C668001-0103 | 104 -57              |
| C668001-0103 | 105 -64              |
| C668001-0103 | 102 -69              |
| C668001-0105 | 105 -64              |
| C668001-0105 | 106 -64              |
| C668020-0102 | 105 -55              |
| C668020-0102 | 106 -50              |
| C668507-0101 | 108 -26A             |
| C668509-0101 | 105 -51              |
| C668509-0101 | 106 -48              |
| C668509-0101 | 184 -37              |
| C668509-0101 | 185 -21A             |
| C668540-0101 | 99 -35               |
| C668540-0101 | 100 -34              |
| C668540-0101 | 102 -40              |
| C668540-0101 | 103 -49              |
| C668540-0101 | 104 -50              |
| C668540-0101 | 180 -10              |
| C668540-0101 | 181 - 9              |
| C668540-0101 | 183 -14              |

| PART NUMBER  | FIGURE AND INDEX NO. |
|--------------|----------------------|
| C668540-0101 | 184 -35              |
| C669504-0103 | 105 -56              |
| C669504-0103 | 106 -52              |
| C669504-0105 | 105 -56              |
| C669505-0101 | 105 -57              |
| C669505-0101 | 106 -55              |
| C669505-0104 | 105 -57              |
| C669507-0101 | 104 -53              |
| C669507-0102 | 104 -53              |
| C733001-0101 | 108 -70              |
| C733001-0103 | 108 -73              |
| C9876-8-1    | 16 -21               |
| C9876-8-1    | 16 -30               |
| C9876-8-1    | 17 -14               |
| D30058       | 61 - 7               |
| D30062       | 71 - 6               |
| D30065       | 71 - 3               |
| D30256       | 71 - 3               |
| EC1239A-8    | 1 -10                |
| EC22168/A    | 1 -14B               |
| EC776        | 1 -12                |
| EC880        | 1 - 2                |
| EQ5820       | 127 -10              |
| EQ5820       | 203 - 3A             |
| FC6446       | 70 -27               |
| FDC2475-50   | 109 - 2              |
| FH428        | 59 - 5               |
| FH428        | 69 - 6               |
| F620         | 147 -18              |
| GB59         | 130 - 7              |
| G0300E       | 126 - 1              |
| G441226      | 103 -41              |
| G442754P     | 103 -42              |
| G444541      | 103 -43              |
| HE22-4-1     | 83 -25               |
| HE22-4-1-1   | 83 -25               |
| H322-4-1     | 82 -27               |
| H322-4-1     | 84 -17               |
| H322-4-1-1   | 82 -27               |
| H323-3-1-1   | 84 -17A              |
| H323-3-1-1   | 85 -20               |
| H323-3-1-1   | 85 -25               |
| H323-4-1-1   | 84 -17               |
| H559-3-1     | 84 -17A              |
| H559-3-1     | 85 -20               |
| H559-3-1     | 85 -25               |
| I01-757      | 202 -25              |
| IK-2-4       | 176 - 8              |
| IK-2-4       | 181 -11              |
| IK1-4-8      | 180 - 9              |
| IK1-6-8      | 180 -27              |
| IK1-4-6      | 181 - 5              |
| IK1-4-8      | 180 - 6              |
| IK10-4-8     | 180 - 5              |
| IK66-1       | 185 -46              |
| IK9-6        | 180 -18              |
| KM610-.051   | 118 -37              |
| KM610-.051   | 119 -29              |
| KM610-064    | 120 -36              |
| KM610-64     | 55 -35E              |
| KM610-64     | 68 -59               |
| K375-125     | 204 - 5              |
| K375-125     | 204 -19              |
| LM67010XL    | 59 - 6               |
| LM67048XL    | 59 - 7               |
| LN1032X      | 191 - 8              |
| LOCTITE 5381 | 1 -14A               |
| LOCTITE 8721 | 1 -14C               |
| LP4-17AM     | 70 -22               |
| LW10729      | 191 -43              |
| L4858        | 106 -66              |
| L4858-1      | 99 -14               |
| L4858-1      | 100 -14              |
| L4858-1      | 102 -52              |

| PART NUMBER   | FIGURE AND INDEX NO. | PART NUMBER    | FIGURE AND INDEX NO. | PART NUMBER  | FIGURE AND INDEX NO. |
|---------------|----------------------|----------------|----------------------|--------------|----------------------|
| L4858-1       | 103 -63              | MS203658632C   | 100 -48              | MS20822-6-68 | 182 -41              |
| L4858-1       | 104 -73              | MS203658632C   | 101 -14              | MS20822-6-68 | 183 -49              |
| L4858-1       | 105 -65              | MS203658832C   | 108 -34              | MS20822-6-68 | 184 -61              |
| MS100009      | 127 -14              | MS203650420C   | 129 -22              | MS20822-6-6D | 183 -45              |
| MS100009      | 130 -50              | MS20392-1C11   | 94 -69               | MS20822-6-6D | 184 -57              |
| MS124663      | 153 -30              | MS20392-1C11   | 159 - 3              | MS20822-6D   | 176 -12              |
| MS15002-3     | 57 -46               | MS20392-1C13   | 78 -13               | MS20822-6D   | 182 -37              |
| MS15002-3     | 58 -51               | MS20392-1C15   | 87 -41               | MS20822-6D   | 184 -28              |
| MS15584-2     | 193 -14              | MS20392-1C15   | 92 -12               | MS20822-6D   | 185 - 6              |
| MS15584-2     | 194 -13              | MS20392-1C15   | 93 -78               | MS20822-6D   | 185 - 9              |
| MS15584-2     | 195 -18              | MS20392-1C21   | 88 -40               | MS20822-8D   | 152 -51              |
| MS15584-2     | 199 - 6              | MS20392-1C21   | 94 -66               | MS20822-8D   | 166 -49              |
| MS1628-112    | 66 - 58              | MS20392-1C23   | 89 -38               | MS20822-8D   | 167 -45              |
| MS16624-1025  | 170 -14              | MS20392-1C49   | 80 - 3               | MS20822-8D   | 168 -57              |
| MS16624-1081  | 25 - 5               | MS20392-1C49   | 81 - 3               | MS20822-8D   | 168 -67              |
| MS16624-1262  | 68 - 2               | MS20392-1C53   | 77 -13               | MS20822-8D   | 184 -50              |
| MS16624-1275  | 57 -47               | MS20392-1C57   | 149 -23              | MS20822-8D   | 187 -29              |
| MS16624-1275  | 58 -52               | MS20392-1C67   | 78 - 2               | MS20822-8D   | 187 -31              |
| MS16624-25    | 169 -39              | MS20392-1C7    | 72 -37A              | MS20822-8D   | 187 -33              |
| MS16624-43    | 158 -51              | MS20392-1C7    | 96 -22               | MS20823-28   | 123 -17              |
| MS16625-118   | 65 - 2               | MS20392-1C9    | 78 -12               | MS20823-28   | 125 -23              |
| MS16625-131   | 64 - 2               | MS20392-1C9    | 88 -47               | MS20823-2D   | 174 - 2              |
| MS16625-143   | 66 - 2               | MS20392-1C9    | 89 -47               | MS20823-3D   | 67 -20               |
| MS16625-212   | 69 -19               | MS20392-1C9    | 91 -23               | MS20823-4D   | 67 -20               |
| MS20002C5     | 67 -32               | MS20392-2C11   | 93 - 4               | MS20823-4D   | 70 -30               |
| MS20002C5     | 67 -45               | MS20392-2C11   | 94 - 4               | MS20823-4D   | 172 -24              |
| MS20002C6     | 67 -32               | MS20392-2C13   | 124 -58              | MS20823-4D   | 172 -31              |
| MS20002C6     | 163 -27              | MS20392-2C13   | 159 -30              | MS20823-4D   | 176 - 9              |
| MS20074-03-04 | 166 -65              | MS20392-2C15   | 145 -12              | MS20823-4D   | 180 -12              |
| MS20074-03-04 | 168 -84              | MS20392-2C15   | 145 -35              | MS20823-68   | 123 -23              |
| MS20074-04-21 | 123 -45              | MS20392-2C17   | 90 -15               | MS20823-6D   | 178 - 6              |
| MS20193-10    | 183 -21              | MS20392-2C17   | 90 -39               | MS20823-6D   | 178 -23              |
| MS20200KP4    | 147 -20              | MS20392-2C17   | 91 -14               | MS20823-6D   | 179 -26              |
| MS20220-1     | 155 -26              | MS20392-2C17   | 92 - 2               | MS20823-6D   | 182 -11              |
| MS20230A2     | 10 - 4               | MS20392-2C17   | 94 -50               | MS20823-6D   | 183 -20              |
| MS20230A2     | 10 - 6               | MS20392-2C21   | 92 - 9               | MS20823-6D   | 165 -38              |
| MS20230A2     | 10 - 7               | MS20392-2C27   | 90 -45               | MS20823-8D   | 166 -44              |
| MS20230A2     | 10 - 9               | MS20392-2C37   | 93 -37               | MS20823-8D   | 166 -63              |
| MS20230A2     | 10 -18               | MS20392-2C37   | 93 -56               | MS20823-8D   | 166 -68              |
| MS20230A2     | 10 -19               | MS20392-2C37   | 93 -68               | MS20823-8D   | 167 -44              |
| MS20230A2     | 10 -20               | MS20392-2C37   | 94 -61               | MS20823-8D   | 167 -56              |
| MS20230A2     | 10 -21               | MS20392-2C41   | 88 -38               | MS20823-8D   | 168 -54              |
| MS20230A2     | 10 -22               | MS20392-2C43   | 89 -36               | MS20823-8D   | 168 -66              |
| MS20230A2     | 10 -27               | MS20392-2C45   | 93 -74               | MS20823-8D   | 168 -82              |
| MS20230A2     | 10 -28               | MS20392-2C47   | 87 -38               | MS20823-8D   | 187 -31A             |
| MS20253-2     | 77 -10               | MS20392-2C55   | 94 -74               | MS20823-8D   | 187 -34              |
| MS20253-2     | 107 -12              | MS20392-2C71   | 95 -18               | MS20825-4D   | 172 -29              |
| MS20253-2     | 107 -20              | MS20392-2C83   | 93 -74               | MS20825-6D   | 123 -23              |
| MS20253-2     | 192 - 6              | MS20392-2C9    | 159 -33              | MS20825-6D   | 182 -13              |
| MS20253-5     | 77 - 7               | MS20392-3C17   | 93 -15               | MS20825-6D   | 185 - 7              |
| MS20253-5     | 126 - 2              | MS20392-3C17   | 94 -14               | MS20826-6D   | 176 - 4              |
| MS20253P1     | 107 -35              | MS20392-3C25   | 93 -12               | MS20826-6D   | 178 - 7              |
| MS20364-1032C | 144 -31              | MS20392-3C27   | 74 -23               | MS20826-6D   | 179 -10              |
| MS20364-720C  | 68 -15               | MS20392-3C49   | 93 -12               | MS20826-6D   | 182 -18              |
| MS20365-1018C | 68 - 5               | MS20392-3C49   | 94 -11               | MS20826-6D   | 183 -11              |
| MS20365-1032  | 203 - 5              | MS20392-4C13   | 142 -50              | MS20826-6D   | 183 -12              |
| MS20365-1032  | 203 - 9              | MS20392-4C13   | 143 -41              | MS20826-6D   | 184 - 9              |
| MS20365-1032C | 123 -10B             | MS20392-4C13   | 144 -46              | MS20826-6D   | 184 -10              |
| MS20365-1032C | 123 -19              | MS20392-5C65   | 92 -26               | MS20913-1D   | 179 - 9              |
| MS20365-1032C | 184 -41              | MS20426AD10    | 21 -11               | MS20913-1D   | 184 -47              |
| MS20365-1032C | 185 -25              | MS20435-4      | 55 -11               | MS20913-1D   | 185 -10              |
| MS20365-428A  | 61 -13               | MS20435M4-14   | 56 -11               | MS20913-1D   | 171 -14              |
| MS20365-624C  | 122 - 3              | MS20470AD10-31 | 21 - 9               | MS20913-2D   | 181 -12              |
| MS20365-624C  | 123 - 5              | MS20470AD10-31 | 21 -11               | MS20913-2D   | 177 -23              |
| MS20365-720C  | 4 - 5                | MS20822-8D     | 165 -53              | MS20913-2D   | 178 - 3              |
| MS20365-720C  | 67 - 9               | MS20822-2D     | 125 -52              | MS20913-2D   | 181 -17              |
| MS20365-720C  | 123 -10              | MS20822-3D     | 68 -31               | MS20913-2D   | 182 -15              |
| MS20365-720C  | 125 - 2              | MS20822-4-4D   | 176 - 8              | MS20913-2D   | 184 -47              |
| MS20365-720C  | 191 -40              | MS20822-4-4D   | 178 -12              | MS20913-2D   | 185 -10              |
| MS20365-820C  | 4 - 2                | MS20822-4-4D   | 180 -13              | MS20913-2D   | 181 -16              |
| MS20365-820C  | 21 - 5               | MS20822-4-4D   | 182 -12              | MS21042L2    | 125 -56              |
| MS20365-820C  | 111 - 3              | MS20822-4D     | 172 -25              | MS21042L4    | 19 - 4               |
| MS20365-820C  | 112 - 4              | MS20822-4D     | 172 -27              | MS21042L4    | 19 -12               |
| MS203658632C  | 99 -45               | MS20822-6-6    | 123 -21              | MS21042L4    | 20 - 3               |

| PART NUMBER | FIGURE AND INDEX NO. | PART NUMBER | FIGURE AND INDEX NO. | PART NUMBER | FIGURE AND INDEX NO. |
|-------------|----------------------|-------------|----------------------|-------------|----------------------|
| MS21042L4   | 23 - 4               | MS21042L4   | 159 -47              | MS21044N08  | 67 -19               |
| MS21042L4   | 26 - 4               | MS21042L4   | 160 -17              | MS21044N08  | 79 - 7               |
| MS21042L4   | 26 -14               | MS21042L4   | 169 - 3              | MS21044N08  | 87 - 7               |
| MS21042L4   | 31 -23               | MS21042L4   | 169 -47              | MS21044N08  | 88 - 7               |
| MS21042L4   | 32 -27               | MS21042L4   | 170 -28              | MS21044N08  | 89 - 7               |
| MS21042L4   | 33 -27               | MS21042L4   | 189 -16              | MS21044N08  | 90 - 7               |
| MS21042L4   | 57 -10               | MS21042L4   | 189 -20              | MS21044N08  | 93 -82               |
| MS21042L4   | 58 - 5               | MS21042L4   | 190 -11              | MS21044N08  | 93 -84               |
| MS21042L4   | 58 -10               | MS21042L4   | 190 -21              | MS21044N08  | 94 -87               |
| MS21042L4   | 58 -15               | MS21042L4   | 190 -40              | MS21044N08  | 95 -16               |
| MS21042L4   | 60 -11               | MS21042L4   | 191 -21              | MS21044N08  | 97 - 6               |
| MS21042L4   | 61 -13               | MS21042L4   | 191 -61              | MS21044N08  | 97 - 8               |
| MS21042L4   | 62 -12               | MS21042L4   | 203 - 4              | MS21044N08  | 103 -52              |
| MS21042L4   | 70 -25               | MS21042L4   | 203 -19              | MS21044N08  | 104 -49              |
| MS21042L4   | 71 -17               | MS21042L4   | 203 -22              | MS21044N08  | 105 -62              |
| MS21042L4   | 71 -21               | MS21042L5   | 12 - 8               | MS21044N08  | 106 -62              |
| MS21042L4   | 87 -55               | MS21042L5   | 13 - 8               | MS21044N08  | 108 -21              |
| MS21042L4   | 88 -59               | MS21042L5   | 21 -12               | MS21044N08  | 125 -19              |
| MS21042L4   | 89 -54               | MS21042L5   | 22 - 4               | MS21044N08  | 139 -28              |
| MS21042L4   | 90 -37               | MS21042L5   | 24 - 4               | MS21044N08  | 151 -23              |
| MS21042L4   | 92 -33               | MS21042L5   | 31 -57               | MS21044N08  | 152 -10              |
| MS21042L4   | 95 -23               | MS21042L5   | 32 -47               | MS21044N08  | 152 -34              |
| MS21042L4   | 96 -20               | MS21042L5   | 33 -51               | MS21044N08  | 153 -10              |
| MS21042L4   | 97 - 4               | MS21042L5   | 55 - 2               | MS21044N08  | 153 -33              |
| MS21042L4   | 97 -16               | MS21042L5   | 56 - 2               | MS21044N08  | 161 -38              |
| MS21042L4   | 98 - 3               | MS21042L5   | 57 - 6               | MS21044N08  | 161 -54              |
| MS21042L4   | 98 - 9               | MS21042L5   | 63 - 5               | MS21044N08  | 168 -32              |
| MS21042L4   | 98 -18               | MS21042L5   | 67 -28               | MS21044N08  | 185 -38              |
| MS21042L4   | 108 -40              | MS21042L5   | 67 -32               | MS21044N08  | 196 -11              |
| MS21042L4   | 108 -41              | MS21042L5   | 67 -44               | MS21044N08  | 200 - 5              |
| MS21042L4   | 110 - 6              | MS21042L5   | 68 -20               | MS21044N08  | 201 -20              |
| MS21042L4   | 122 -22              | MS21042L5   | 70 -14               | MS21044N3   | 16 -26               |
| MS21042L4   | 123 -10C             | MS21042L5   | 108 - 9              | MS21044N3   | 17 - 3               |
| MS21042L4   | 123 -37              | MS21042L5   | 151 -13              | MS21044N3   | 19 -14               |
| MS21042L4   | 123 -41              | MS21042L5   | 155 -29              | MS21044N3   | 19 -21               |
| MS21042L4   | 124 -21              | MS21042L5   | 187 -17              | MS21044N3   | 20 - 8               |
| MS21042L4   | 124 -33              | MS21042L5   | 203 - 2              | MS21044N3   | 20 -19               |
| MS21042L4   | 125 - 6              | MS21042L6   | 34 -52               | MS21044N3   | 28 -29               |
| MS21042L4   | 126 - 6              | MS21042L6   | 35 -52               | MS21044N3   | 29 -25               |
| MS21042L4   | 129 -27              | MS21042L6   | 55 - 8               | MS21044N3   | 30 -34               |
| MS21042L4   | 131 -19              | MS21042L6   | 56 - 8               | MS21044N3   | 31 -21               |
| MS21042L4   | 147 - 4              | MS21042L6   | 67 - 6               | MS21044N3   | 31 -44               |
| MS21042L4   | 148 - 3              | MS21042L6   | 67 -30               | MS21044N3   | 32 -16               |
| MS21042L4   | 148 -11              | MS21042L6   | 67 -32               | MS21044N3   | 33 -16               |
| MS21042L4   | 148 -42E             | MS21042L6   | 67 -42               | MS21044N3   | 33 -31E              |
| MS21042L4   | 149 - 5              | MS21042L6   | 124 - 6              | MS21044N3   | 34 - 4               |
| MS21042L4   | 149 -13              | MS21042L6   | 159 -39              | MS21044N3   | 34 - 8               |
| MS21042L4   | 149 -18              | MS21042N08  | 94 -72               | MS21044N3   | 34 -44               |
| MS21042L4   | 149 -25              | MS21044N06  | 99 -30               | MS21044N3   | 35 - 4               |
| MS21042L4   | 149 -30              | MS21044N06  | 101 -24              | MS21044N3   | 35 -38               |
| MS21042L4   | 149 -34              | MS21044N06  | 101 -30              | MS21044N3   | 35 -46               |
| MS21042L4   | 149 -38              | MS21044N06  | 102 -24              | MS21044N3   | 40 -31               |
| MS21042L4   | 149 -43              | MS21044N06  | 103 -29              | MS21044N3   | 44 - 6               |
| MS21042L4   | 149 -55              | MS21044N06  | 103 -76              | MS21044N3   | 44 -10               |
| MS21042L4   | 150 - 4              | MS21044N06  | 104 -25              | MS21044N3   | 45 - 7               |
| MS21042L4   | 150 - 9              | MS21044N06  | 104 -40              | MS21044N3   | 45 -11               |
| MS21042L4   | 150 -14              | MS21044N06  | 104 -48              | MS21044N3   | 49 - 1B              |
| MS21042L4   | 150 -18              | MS21044N06  | 104 -51              | MS21044N3   | 49 -83               |
| MS21042L4   | 150 -22              | MS21044N06  | 105 -30              | MS21044N3   | 49 -91               |
| MS21042L4   | 150 -27              | MS21044N06  | 105 -40              | MS21044N3   | 49 -92               |
| MS21042L4   | 150 -39              | MS21044N06  | 105 -55              | MS21044N3   | 51 - 9               |
| MS21042L4   | 154 - 3              | MS21044N06  | 105 -60              | MS21044N3   | 52 - 5               |
| MS21042L4   | 154 - 7              | MS21044N06  | 106 -29              | MS21044N3   | 55 - 7               |
| MS21042L4   | 154 -21              | MS21044N06  | 107 -32              | MS21044N3   | 55 -34               |
| MS21042L4   | 154 -24              | MS21044N06  | 161 - 5              | MS21044N3   | 55 -34A              |
| MS21042L4   | 154 -28              | MS21044N06  | 172 - 5              | MS21044N3   | 55 -34B              |
| MS21042L4   | 155 - 2              | MS21044N06  | 199 - 2              | MS21044N3   | 55 -34C              |
| MS21042L4   | 155 - 6              | MS21044N06  | 202 -15              | MS21044N3   | 56 - 7               |
| MS21042L4   | 155 -20              | MS21044N08  | 25 -11               | MS21044N3   | 67 -56               |
| MS21042L4   | 155 -25              | MS21044N08  | 30 -19               | MS21044N3   | 67 -65               |
| MS21042L4   | 158 -53              | MS21044N08  | 30 -28               | MS21044N3   | 68 -10               |
| MS21042L4   | 158 -69              | MS21044N08  | 37 -12               | MS21044N3   | 68 -11               |
| MS21042L4   | 159 -21              |             |                      |             |                      |
| MS21042L4   | 159 -36              |             |                      |             |                      |

| PART NUMBER | FIGURE AND INDEX NO. |
|-------------|----------------------|
| MS21044N3   | 68 -37               |
| MS21044N3   | 68 -46               |
| MS21044N3   | 68 -65               |
| MS21044N3   | 72 - 2               |
| MS21044N3   | 73 - 2               |
| MS21044N3   | 74 - 3               |
| MS21044N3   | 75 - 3               |
| MS21044N3   | 76 - 2               |
| MS21044N3   | 80 - 6               |
| MS21044N3   | 81 - 6               |
| MS21044N3   | 87 -20               |
| MS21044N3   | 87 -59               |
| MS21044N3   | 88 -21               |
| MS21044N3   | 88 -63               |
| MS21044N3   | 89 -19               |
| MS21044N3   | 89 -58               |
| MS21044N3   | 90 -18               |
| MS21044N3   | 91 -13               |
| MS21044N3   | 91 -21               |
| MS21044N3   | 91 -21D              |
| MS21044N3   | 93 - 3               |
| MS21044N3   | 94 - 3               |
| MS21044N3   | 95 -15               |
| MS21044N3   | 95 -17               |
| MS21044N3   | 95 -29               |
| MS21044N3   | 108 -55              |
| MS21044N3   | 110 - 2              |
| MS21044N3   | 110 - 4              |
| MS21044N3   | 122 - 8              |
| MS21044N3   | 122 -10A             |
| MS21044N3   | 122 -17              |
| MS21044N3   | 122 -19B             |
| MS21044N3   | 122 -32              |
| MS21044N3   | 122 -38              |
| MS21044N3   | 123 -32              |
| MS21044N3   | 123 -43              |
| MS21044N3   | 123 -44              |
| MS21044N3   | 123 -75              |
| MS21044N3   | 123 -79              |
| MS21044N3   | 124 -11              |
| MS21044N3   | 124 -18              |
| MS21044N3   | 124 -27              |
| MS21044N3   | 124 -29              |
| MS21044N3   | 124 -38              |
| MS21044N3   | 124 -43              |
| MS21044N3   | 124 -44              |
| MS21044N3   | 124 -50              |
| MS21044N3   | 125 -33              |
| MS21044N3   | 125 -43              |
| MS21044N3   | 125 -47              |
| MS21044N3   | 126 -20              |
| MS21044N3   | 129 - 5              |
| MS21044N3   | 129 -18              |
| MS21044N3   | 130 -35              |
| MS21044N3   | 131 -14              |
| MS21044N3   | 132 -13              |
| MS21044N3   | 138 -38              |
| MS21044N3   | 140 -32              |
| MS21044N3   | 141 -12              |
| MS21044N3   | 142 -38              |
| MS21044N3   | 142 -47              |
| MS21044N3   | 142 -54              |
| MS21044N3   | 142 -57              |
| MS21044N3   | 143 -29              |
| MS21044N3   | 143 -38              |
| MS21044N3   | 143 -45              |
| MS21044N3   | 143 -48              |
| MS21044N3   | 144 -45U             |
| MS21044N3   | 147 -10              |
| MS21044N3   | 147 -16              |
| MS21044N3   | 147 -23              |
| MS21044N3   | 148 -18              |
| MS21044N3   | 148 -21              |
| MS21044N3   | 148 -23              |

| PART NUMBER | FIGURE AND INDEX NO. |
|-------------|----------------------|
| MS21044N3   | 148 -27              |
| MS21044N3   | 148 -44              |
| MS21044N3   | 149 -48              |
| MS21044N3   | 149 -61              |
| MS21044N3   | 150 -32              |
| MS21044N3   | 150 -46              |
| MS21044N3   | 151 -20              |
| MS21044N3   | 156 - 8              |
| MS21044N3   | 156 -15              |
| MS21044N3   | 156 -21              |
| MS21044N3   | 156 -26              |
| MS21044N3   | 157 -13              |
| MS21044N3   | 157 -17              |
| MS21044N3   | 157 -24              |
| MS21044N3   | 157 -29              |
| MS21044N3   | 158 -23              |
| MS21044N3   | 158 -27              |
| MS21044N3   | 158 -32              |
| MS21044N3   | 158 -37              |
| MS21044N3   | 158 -42              |
| MS21044N3   | 158 -46              |
| MS21044N3   | 159 - 7              |
| MS21044N3   | 159 -12              |
| MS21044N3   | 159 -26              |
| MS21044N3   | 159 -51              |
| MS21044N3   | 161 -46              |
| MS21044N3   | 165 -17              |
| MS21044N3   | 166 -31              |
| MS21044N3   | 166 -77              |
| MS21044N3   | 167 -33              |
| MS21044N3   | 168 -11              |
| MS21044N3   | 168 -47              |
| MS21044N3   | 169 -23              |
| MS21044N3   | 169 -52              |
| MS21044N3   | 170 -23              |
| MS21044N3   | 170 -24              |
| MS21044N3   | 172 -14              |
| MS21044N3   | 172 -19              |
| MS21044N3   | 172 -26              |
| MS21044N3   | 178 -17              |
| MS21044N3   | 178 -32              |
| MS21044N3   | 179 -14              |
| MS21044N3   | 179 -35              |
| MS21044N3   | 181 -24              |
| MS21044N3   | 182 - 9              |
| MS21044N3   | 182 -28              |
| MS21044N3   | 182 -35              |
| MS21044N3   | 183 -10              |
| MS21044N3   | 183 -36              |
| MS21044N3   | 183 -43              |
| MS21044N3   | 184 -56              |
| MS21044N3   | 187 -12              |
| MS21044N3   | 187 -27              |
| MS21044N3   | 189 -15              |
| MS21044N3   | 189 -23              |
| MS21044N3   | 190 - 4              |
| MS21044N3   | 190 -15              |
| MS21044N3   | 191 - 4              |
| MS21044N3   | 191 -15              |
| MS21044N3   | 191 -52              |
| MS21044N3   | 191 -58              |
| MS21044N3   | 192 - 3              |
| MS21044N3   | 192 -17              |
| MS21044N3   | 202 -21              |
| MS21044N3   | 203 -27              |
| MS21044N3   | 205 - 3              |
| MS21045-08  | 46 -16               |
| MS21045-08  | 190 -30              |
| MS21045-08  | 190 -34              |
| MS21045-08  | 191 -32              |
| MS21045-08  | 191 -36              |
| MS21045L06  | 106 -37              |
| MS21045L06  | 106 -59              |
| MS21045L06  | 106 -63              |

| PART NUMBER | FIGURE AND INDEX NO. |
|-------------|----------------------|
| MS21045L06  | 173 -13              |
| MS21045L3   | 137 -15              |
| MS21045L3   | 139 -15E             |
| MS21045L3   | 139 -44              |
| MS21045L3   | 144 -34              |
| MS21045L3   | 144 -43              |
| MS21045L3   | 144 -50              |
| MS21045L3   | 144 -53              |
| MS21045L3   | 145 -10              |
| MS21045L3   | 145 -17              |
| MS21045L3   | 145 -20              |
| MS21045L3   | 145 -26              |
| MS21045L3   | 145 -37              |
| MS21045L3   | 176 -16              |
| MS21045L3   | 177 -27              |
| MS21045L3   | 185 -34              |
| MS219190G12 | 123 -32              |
| MS219190G12 | 123 -33              |
| MS219190G12 | 184 -63              |
| MS219190G3  | 67 -17               |
| MS219190G3  | 68 -29               |
| MS219190G3  | 143 -17              |
| MS219190G3  | 144 -20              |
| MS219190G3  | 186 -12              |
| MS219190G3  | 186 -13              |
| MS219190G4  | 4 -39                |
| MS219190G4  | 6 - 4                |
| MS219190G4  | 8 - 4                |
| MS219190G6  | 123 -17              |
| MS219190G6  | 166 -12              |
| MS219190G6  | 168 -11              |
| MS219190G8  | 184 -63              |
| MS219190G9  | 161 -43              |
| MS24665-132 | 26 - 8A              |
| MS24665-132 | 55 - 5               |
| MS24665-132 | 56 - 5               |
| MS24665-132 | 57 -35               |
| MS24665-132 | 58 -40               |
| MS24665-132 | 72 -37A              |
| MS24665-132 | 77 -15               |
| MS24665-132 | 78 - 3               |
| MS24665-132 | 78 -14               |
| MS24665-132 | 80 - 4               |
| MS24665-132 | 81 - 4               |
| MS24665-132 | 87 -38               |
| MS24665-132 | 87 -41               |
| MS24665-132 | 88 -38               |
| MS24665-132 | 88 -48               |
| MS24665-132 | 89 -36               |
| MS24665-132 | 89 -39               |
| MS24665-132 | 89 -47               |
| MS24665-132 | 90 -15               |
| MS24665-132 | 90 -39               |
| MS24665-132 | 90 -45               |
| MS24665-132 | 90 -63               |
| MS24665-132 | 91 -14               |
| MS24665-132 | 91 -23               |
| MS24665-132 | 92 - 3               |
| MS24665-132 | 92 - 9               |
| MS24665-132 | 92 -13               |
| MS24665-132 | 92 -14               |
| MS24665-132 | 93 - 6               |
| MS24665-132 | 93 -39               |
| MS24665-132 | 93 -57               |
| MS24665-132 | 93 -70               |
| MS24665-132 | 93 -76               |
| MS24665-132 | 93 -79               |
| MS24665-132 | 94 - 6               |
| MS24665-132 | 94 -50               |
| MS24665-132 | 94 -63               |
| MS24665-132 | 94 -67               |
| MS24665-132 | 94 -76               |
| MS24665-132 | 95 -19               |
| MS24665-132 | 96 -24               |



| PART NUMBER | FIGURE AND INDEX NO. |
|-------------|----------------------|
| MS24665-132 | 124 -56              |
| MS24665-132 | 129 - 4              |
| MS24665-132 | 142 -60              |
| MS24665-132 | 142 -63              |
| MS24665-132 | 143 -51              |
| MS24665-132 | 143 -54              |
| MS24665-132 | 144 -56              |
| MS24665-132 | 144 -59              |
| MS24665-132 | 145 - 5              |
| MS24665-132 | 145 -13              |
| MS24665-132 | 145 -31              |
| MS24665-132 | 145 -36              |
| MS24665-132 | 149 -22              |
| MS24665-132 | 158 -28              |
| MS24665-132 | 159 -32              |
| MS24665-132 | 169 -37              |
| MS24665-132 | 170 -12              |
| MS24665-132 | 188 -10              |
| MS24665-134 | 55 -19               |
| MS24665-134 | 55 -36C              |
| MS24665-134 | 57 -30               |
| MS24665-134 | 57 -42               |
| MS24665-134 | 58 -35               |
| MS24665-134 | 58 -47               |
| MS24665-134 | 90 -60               |
| MS24665-134 | 93 -14               |
| MS24665-134 | 94 -13               |
| MS24665-134 | 121 -47              |
| MS24665-134 | 144 -45E             |
| MS24665-134 | 149 -58              |
| MS24665-134 | 150 -42              |
| MS24665-134 | 154 -11              |
| MS24665-134 | 154 -16              |
| MS24665-134 | 155 -10              |
| MS24665-134 | 155 -15              |
| MS24665-134 | 158 - 5              |
| MS24665-134 | 158 -10              |
| MS24665-134 | 158 -12              |
| MS24665-134 | 158 -16              |
| MS24665-134 | 158 -20              |
| MS24665-134 | 158 -24              |
| MS24665-134 | 158 -38              |
| MS24665-134 | 158 -43              |
| MS24665-134 | 159 - 3              |
| MS24665-134 | 159 - 9              |
| MS24665-134 | 160 - 5              |
| MS24665-134 | 160 - 9              |
| MS24665-134 | 165 -23              |
| MS24665-136 | 55 -31               |
| MS24665-136 | 56 -20               |
| MS24665-136 | 149 -32              |
| MS24665-136 | 150 -16              |
| MS24665-136 | 154 -25              |
| MS24665-136 | 155 -21              |
| MS24665-136 | 158 -33              |
| MS24665-136 | 160 -22              |
| MS24665-136 | 165 -31              |
| MS24665-136 | 188 -12              |
| MS24665-140 | 149 -46              |
| MS24665-140 | 150 -30              |
| MS24665-281 | 142 -51              |
| MS24665-281 | 143 -42              |
| MS24665-281 | 144 -47              |
| MS24665-283 | 91 -25               |
| MS24665-283 | 92 -28               |
| MS24665-285 | 145 - 3              |
| MS24665-285 | 145 -29              |
| MS24665-285 | 155 -30              |
| MS24665-285 | 157 -18              |
| MS24665-285 | 159 -13              |
| MS24665-317 | 68 -16               |
| MS24665-351 | 67 -24               |
| MS24665-351 | 68 -23               |
| MS24665-355 | 156 -27              |

| PART NUMBER  | FIGURE AND INDEX NO. |
|--------------|----------------------|
| MS24665-355  | 157 -14              |
| MS24665-355  | 160 -18              |
| MS24665-357  | 149 -28              |
| MS24665-357  | 150 -12              |
| MS24665-362  | 67 -47A              |
| MS24665-362  | 68 -52               |
| MS24665-5    | 90 -55               |
| MS24665-5    | 148 -35              |
| MS24665-5    | 148 -40              |
| MS24665-5    | 149 - 7              |
| MS24665-5    | 169 -11              |
| MS2508282    | 105 -24              |
| MS2508282    | 106 -22              |
| MS28775-027  | 66 - 4A              |
| MS28775-110  | 146 -22              |
| MS28775-112  | 66 - 5A              |
| MS28778-2    | 123 -69              |
| MS28778-2    | 125 -54              |
| MS28778-3    | 143 -22              |
| MS28778-3    | 144 -25              |
| MS28778-4    | 16 - 6               |
| MS28778-4    | 17 -10               |
| MS28778-4    | 67 -22               |
| MS28778-4    | 69 -22               |
| MS28778-4    | 142 - 5              |
| MS28778-4    | 146 -11              |
| MS28782-22   | 166 - 6              |
| MS29513-007  | 169 -12              |
| MS29513-10   | 169 -42              |
| MS29513-10   | 170 -17              |
| MS29513-111  | 169 -31              |
| MS29513-111  | 170 - 6              |
| MS29513-138  | 169 -32              |
| MS29513-138  | 170 - 7              |
| MS3106A14S7S | 186 -10              |
| MS35489-106S | 168 -20A             |
| MS35489-11   | 99 -46               |
| MS35489-11   | 100 -49              |
| MS35489-11   | 136 - 7              |
| MS35489-11   | 165 - 3              |
| MS35489-11   | 166 - 3              |
| MS35489-11   | 167 - 3              |
| MS35489-11   | 168 - 3              |
| MS35489-118  | 28 -46               |
| MS35489-118  | 29 -40               |
| MS35489-118  | 30 -47               |
| MS35489-12   | 53 -10               |
| MS35489-13   | 201 -14              |
| MS35489-134  | 166 -72              |
| MS35489-134  | 199 - 4              |
| MS35489-15   | 134 - 9              |
| MS35489-15   | 134 -13              |
| MS35489-15   | 135 -11              |
| MS35489-15   | 135 -14              |
| MS35489-15   | 135 -31              |
| MS35489-15   | 165 -33              |
| MS35489-17   | 108 -11              |
| MS35489-17   | 133 - 5              |
| MS35489-17   | 187 -14              |
| MS35489-17   | 187 -36              |
| MS35489-19   | 99 -47               |
| MS35489-19   | 100 -50              |
| MS35489-20   | 31 -42               |
| MS35489-20   | 31 -42               |
| MS35489-20   | 136 - 9              |
| MS35489-205  | 32 -39               |
| MS35489-205  | 33 -40               |
| MS35489-22   | 133 - 4              |
| MS35489-22   | 136 - 8              |
| MS35489-22   | 187 -36              |
| MS35489-33   | 106 -23              |
| MS35489-33   | 204 - 4              |
| MS35489-33S  | 204 -18              |
| MS35489-36S  | 143 -18              |

| PART NUMBER    | FIGURE AND INDEX NO. |
|----------------|----------------------|
| MS35489-36S    | 144 -21              |
| MS35489-4      | 106 -17              |
| MS35489-4      | 193 -22              |
| MS35489-4      | 194 -19              |
| MS35489-4      | 195 -24              |
| MS35489-4      | 202 -17              |
| MS35489-4      | 204 -14              |
| MS35489-6      | 10 -10               |
| MS35489-6      | 108 -35              |
| MS35489-6      | 200 - 6              |
| MS35489-7      | 142 -21              |
| MS35489-9      | 7 - 6                |
| MS35489-9      | 9 - 6                |
| MS35489-9      | 161 -31              |
| MS51959-5B     | 204 -22              |
| MS9021-038     | 127 - 8              |
| MS9025-02      | 170 -21              |
| MX25A          | 1 -14                |
| M31AS832R6C    | 81 -14               |
| M31AS832R8C    | 81 -14               |
| M451           | 36 - 9               |
| M451           | 157 - 8              |
| NAS1022A3      | 188 - 5              |
| NAS1022A3      | 188 -12              |
| NAS1067A3      | 123 -53B             |
| NAS1067A3      | 123 -59A             |
| NAS1067A3      | 135 -32              |
| NAS1067A3      | 197 - 3              |
| NAS1068A4      | 124 -12              |
| NAS1080C8      | 47 - 2               |
| NAS1080C8      | 47 - 7               |
| NAS1080C8      | 47 -10               |
| NAS1080C8      | 47 -11               |
| NAS1329A06K120 | 4 -42                |
| NAS1329A06K120 | 4 -48                |
| NAS1329A06K120 | 7 -47                |
| NAS1329A06K120 | 7 -48                |
| NAS1329A06K120 | 9 -50                |
| NAS1329A08-75  | 21 -17               |
| NAS1329A08-75  | 21 -20               |
| NAS1329A08-75  | 21 -20               |
| NAS1329A08K120 | 4 -32                |
| NAS1428-8      | 47 - 7               |
| NAS1428-8      | 47 -10               |
| NAS1428-8      | 47 -11               |
| NAS1428-9      | 47 - 2               |
| NAS144-17      | 32 -27               |
| NAS144-17      | 33 -27               |
| NAS145-35      | 67 -43               |
| NAS145-39      | 67 -32               |
| NAS145-41      | 67 -32               |
| NAS146-35      | 67 -41               |
| NAS146-40      | 67 -32               |
| NAS146-42      | 67 -32               |
| NAS178-8-10    | 47 -11               |
| NAS178-8-6     | 46 - 3               |
| NAS178-8-6     | 46 - 6               |
| NAS178-8-7     | 34 -31               |
| NAS178-8-7     | 34 -53               |
| NAS178-8-7     | 35 -32               |
| NAS178-8-7     | 35 -53               |
| NAS178-8-7     | 46 - 9               |
| NAS178-8-8     | 47 - 7               |
| NAS178-8-8     | 47 -10               |
| NAS178-8-9     | 47 - 2               |
| NAS179-8       | 34 -32               |
| NAS179-8       | 34 -54               |
| NAS179-8       | 35 -33               |
| NAS179-8       | 35 -54               |
| NAS179-8       | 46 - 3               |
| NAS179-8       | 46 - 6               |
| NAS179-8       | 46 - 9               |
| NAS179-8       | 47 - 2               |
| NAS179-8       | 47 - 7               |

| PART NUMBER | FIGURE AND INDEX NO. |
|-------------|----------------------|
| NAS179-8    | 47 -10               |
| NAS179-8    | 47 -11               |
| NAS220-10   | 30 -28               |
| NAS220-11   | 93 -84               |
| NAS220-11   | 94 -85               |
| NAS220-12   | 4 -16                |
| NAS220-12   | 4 -16                |
| NAS220-12   | 5 - 3                |
| NAS220-12   | 5 - 3                |
| NAS220-12   | 30 -28               |
| NAS220-4    | 67 -23               |
| NAS220-5    | 157 - 6              |
| NAS220-6    | 67 -18               |
| NAS220-7    | 4 -16                |
| NAS220-8    | 4 -16                |
| NAS220-8    | 4 -16                |
| NAS220-8    | 5 - 3                |
| NAS220-8    | 5 - 3                |
| NAS220-8    | 5 - 3                |
| NAS220-9    | 4 -16                |
| NAS220-9    | 30 -28               |
| NAS221-10   | 108 - 2              |
| NAS221-10   | 159 -50              |
| NAS221-14   | 159 -51              |
| NAS221-17   | 72 -50               |
| NAS221-17   | 73 -46               |
| NAS221-17   | 74 -32               |
| NAS221-17   | 75 -25               |
| NAS221-7    | 55 -34               |
| NAS221-8    | 6 -44                |
| NAS221-8    | 8 -40                |
| NAS221-8    | 19 -20               |
| NAS221-9    | 67 -15               |
| NAS221-9    | 68 -11               |
| NAS288-35   | 148 -33              |
| NAS288-35LH | 149 -10              |
| NAS288-35RH | 149 -11              |
| NAS295M4    | 38 - 7               |
| NAS395-1-3  | 107 - 4              |
| NAS395-1-3  | 193 - 5              |
| NAS395-1-3  | 193 -21              |
| NAS395-1-3  | 194 - 2B             |
| NAS395-1-3  | 195 - 5              |
| NAS395-12   | 28 -23               |
| NAS395-12-1 | 184 -63              |
| NAS395-12-3 | 99 -40               |
| NAS395-12-3 | 100 -43              |
| NAS395-12-3 | 102 -65              |
| NAS395-12-3 | 162 - 6              |
| NAS395-14-3 | 7 -13                |
| NAS395-14-3 | 9 -14                |
| NAS395-14-3 | 10 -13               |
| NAS395-14-3 | 11 -15               |
| NAS395-14-3 | 11 -15A              |
| NAS395-14-3 | 14 - 8               |
| NAS395-14-3 | 14 -10               |
| NAS395-14-3 | 15 - 9               |
| NAS395-14-3 | 15 -11               |
| NAS395-14-3 | 20 -34               |
| NAS395-14-3 | 24 -25               |
| NAS395-14-3 | 28 -32               |
| NAS395-14-3 | 29 -28               |
| NAS395-14-3 | 30 -37               |
| NAS395-14-3 | 31 -37               |
| NAS395-14-3 | 32 -21               |
| NAS395-14-3 | 33 -21               |
| NAS395-14-3 | 52 -13               |
| NAS395-14-3 | 131 - 6              |
| NAS395-14-3 | 132 - 4              |
| NAS395-14-3 | 161 -23              |
| NAS395-16-3 | 72 -22               |
| NAS395-16-3 | 74 -23               |
| NAS395-16-3 | 82 -18               |
| NAS395-16-3 | 161 - 2              |

| PART NUMBER | FIGURE AND INDEX NO. |
|-------------|----------------------|
| NAS395-16-3 | 161 - 5              |
| NAS395-17-3 | 4 -49                |
| NAS395-17-3 | 67 - 3               |
| NAS395-18-1 | 162 -11              |
| NAS395-18-3 | 165 -18              |
| NAS395-19-3 | 138 -27              |
| NAS395-19-3 | 139 -23              |
| NAS395-19-3 | 139 -23C             |
| NAS395-2-3  | 103 -39              |
| NAS395-2-3  | 105 -49              |
| NAS395-2-3  | 106 -46              |
| NAS395-2-3  | 186 -10              |
| NAS395-3-3  | 31 -41               |
| NAS395-3-3  | 31 -41               |
| NAS395-3-3  | 32 -38               |
| NAS395-3-3  | 33 -39               |
| NAS395-3-3  | 193 - 4              |
| NAS395-3-3  | 194 - 2A             |
| NAS395-3-3  | 194 -12A             |
| NAS395-3-3  | 195 - 3              |
| NAS395-3-3  | 195 -14              |
| NAS395-4-3  | 6 -22                |
| NAS395-4-3  | 8 -18                |
| NAS395-4-3  | 104 -15B             |
| NAS395-4-3  | 105 -54              |
| NAS395-4-3  | 106 -35              |
| NAS395-5-3  | 73 -32               |
| NAS395-5-3  | 76 -29               |
| NAS395-6-3  | 44 -22               |
| NAS395-6-3  | 102 -40              |
| NAS395-6-3  | 103 -49              |
| NAS395-6-3  | 107 - 5              |
| NAS395-6-3  | 179 - 6              |
| NAS396-6-3  | 138 -22              |
| NAS396-7    | 73 -46               |
| NAS396-7    | 75 -25               |
| NAS396-7    | 76 -44A              |
| NAS396-7    | 84 -13               |
| NAS397-10   | 178 -28              |
| NAS397-10   | 179 -31              |
| NAS397-12   | 56 -15               |
| NAS397-12   | 177 - 4              |
| NAS397-12   | 180 - 4              |
| NAS397-12   | 180 - 8              |
| NAS397-12   | 181 - 4              |
| NAS397-12-1 | 53 -13               |
| NAS397-14   | 177 - 8              |
| NAS397-14   | 177 -13              |
| NAS397-14   | 180 -26              |
| NAS397-14   | 180 -31              |
| NAS397-14   | 180 -36              |
| NAS397-14   | 181 - 7              |
| NAS397-14   | 181 -26              |
| NAS397-14   | 181 -29              |
| NAS397-14   | 181 -32              |
| NAS397-14   | 182 -47              |
| NAS397-14   | 182 -49              |
| NAS397-14   | 183 -56              |
| NAS397-14   | 183 -58              |
| NAS397-14   | 184 -68              |
| NAS397-14   | 184 -70              |
| NAS397-16   | 55 -15               |
| NAS397-16   | 126 - 9              |
| NAS397-16   | 126 -13              |
| NAS397-16   | 138 -29              |
| NAS397-16   | 180 -17              |
| NAS397-16   | 181 -19              |
| NAS397-16-1 | 125 -11              |
| NAS397-16-1 | 125 -17              |
| NAS397-18   | 123 -35              |
| NAS397-18   | 138 -25              |
| NAS397-18   | 139 -19              |
| NAS397-18   | 139 -22              |
| NAS397-18   | 139 -23B             |

| PART NUMBER | FIGURE AND INDEX NO. |
|-------------|----------------------|
| NAS397-28   | 166 -79              |
| NAS397-32   | 123 -51              |
| NAS397-32   | 140 - 2              |
| NAS397-32   | 141 -19              |
| NAS397-32   | 141 -22              |
| NAS397-34   | 203 -13              |
| NAS397-34   | 203 -13              |
| NAS397-8    | 54 -10               |
| NAS397-8    | 177 -20              |
| NAS397-8    | 179 -11              |
| NAS397-8    | 180 -13              |
| NAS397-8    | 183 -13              |
| NAS397-8    | 183 -13A             |
| NAS397-8    | 184 -29              |
| NAS397-8    | 184 -30              |
| NAS397-8    | 184 -31              |
| NAS397-8    | 185 -17              |
| NAS397-8    | 185 -17A             |
| NAS397-8    | 181 -13              |
| NAS398-50   | 123 -29              |
| NAS398-50   | 125 -16              |
| NAS398-50   | 125 -27              |
| NAS398-50   | 125 -29              |
| NAS398-50   | 126 -16              |
| NAS398-50   | 126 -18              |
| NAS398-50   | 138 -34              |
| NAS398-50   | 139 -40              |
| NAS398-50   | 140 -13              |
| NAS398-50   | 140 -17              |
| NAS398-50   | 140 -21              |
| NAS398-50   | 140 -24              |
| NAS398-50   | 140 -28              |
| NAS398-50   | 141 -14              |
| NAS398-50   | 141 -16              |
| NAS398-54   | 121 -38              |
| NAS42HT4-16 | 158 -61              |
| NAS42HT5-36 | 158 -60              |
| NAS42HT6-8  | 145 -32              |
| NAS428H3-12 | 160 -12              |
| NAS428H3-16 | 24 - 1               |
| NAS430D0-15 | 204 -22              |
| NAS430D0-6  | 204 - 2              |
| NAS430D0-6  | 204 -16              |
| NAS430D1-14 | 103 -39              |
| NAS430D1-14 | 104 -48              |
| NAS430D1-22 | 102 -29              |
| NAS430D1-40 | 107 -32              |
| NAS430D1-42 | 105 -59              |
| NAS430D1-42 | 106 -58              |
| NAS430D1-9  | 102 -30              |
| NAS430D1-9  | 103 -40              |
| NAS430D1-9  | 104 -53              |
| NAS430D3-12 | 91 -21C              |
| NAS430D3-12 | 159 -34              |
| NAS430D3-12 | 166 -71              |
| NAS430D3-16 | 181 -24              |
| NAS430D3-16 | 190 -29              |
| NAS430D3-16 | 191 -35              |
| NAS430D3-16 | 198 -11              |
| NAS430D3-16 | 201 -22              |
| NAS430D3-18 | 94 -74A              |
| NAS430D3-19 | 108 -61              |
| NAS430D3-22 | 102 -21              |
| NAS430D3-22 | 105 -75              |
| NAS430D3-23 | 142 -27              |
| NAS430D3-24 | 103 -25              |
| NAS430D3-24 | 104 -20              |
| NAS430D3-24 | 105 -34              |
| NAS430D3-24 | 124 -58              |
| NAS430D3-24 | 203 - 8              |
| NAS430D3-26 | 108 -60              |
| NAS430D3-27 | 77 -18               |
| NAS430D3-3  | 91 -21C              |
| NAS430D3-32 | 144 -32              |



| PART NUMBER  | FIGURE AND INDEX NO. |
|--------------|----------------------|
| NAS43DD3-5   | 138 -14              |
| NAS43DD3-5   | 139 -14              |
| NAS43DD3-7   | 198 -10              |
| NAS43DD3-8   | 108 -54              |
| NAS43DD6-33  | 92 -27               |
| NAS43DD6-35  | 166 -34              |
| NAS43HT3-12  | 145 -36              |
| NAS43HT3-16  | 87 -20               |
| NAS43HT3-16  | 90 -18               |
| NAS43HT3-32  | 123 -33              |
| NAS43HT3-34  | 72 -44               |
| NAS43HT3-34  | 73 -39               |
| NAS43HT3-34  | 76 -39               |
| NAS43HT3-4   | 159 -51              |
| NAS43HT3-42A | 33 -31C              |
| NAS43HT3-6   | 97 - 3               |
| NAS43HT3-9   | 124 -43              |
| NAS43HT4-10  | 95 -21               |
| NAS43HT4-10  | 108 -41              |
| NAS43HT4-10  | 158 -47              |
| NAS43HT4-16  | 149 -39              |
| NAS43HT4-16  | 149 -50              |
| NAS43HT4-16  | 150 -23              |
| NAS43HT4-16  | 150 -34              |
| NAS43HT4-18  | 91 - 4               |
| NAS43HT4-22  | 87 -54               |
| NAS43HT4-22  | 88 -58               |
| NAS43HT4-22  | 89 -53               |
| NAS43HT4-22  | 108 - 3G             |
| NAS43HT4-22  | 108 -40              |
| NAS43HT4-22  | 150 - 5              |
| NAS43HT4-28  | 149 -40              |
| NAS43HT4-28  | 150 -24              |
| NAS43HT4-42  | 149 -44              |
| NAS43HT4-43  | 150 - 6              |
| NAS43HT4-46  | 150 -28              |
| NAS43HT4-9   | 150 -49              |
| NAS444-1     | 10 -18               |
| NAS444-4     | 6 - 7                |
| NAS444-4     | 8 - 7                |
| NAS444-4     | 28 -45               |
| NAS444-4     | 79 - 2               |
| NAS444-5     | 10 - 5               |
| NAS444-5     | 10 -11               |
| NAS444-5     | 10 -25               |
| NAS445-2     | 200 - 3              |
| NAS446-1     | 84 - 4               |
| NAS446-1     | 84 - 4A              |
| NAS446-1     | 85 - 4               |
| NAS446-1-3   | 101 -11              |
| NAS446-1-3   | 102 -26              |
| NAS446-1-3   | 108 -48              |
| NAS446-1-3   | 202 - 7              |
| NAS446-2-1   | 195 -21              |
| NAS446-2-3   | 82 -30               |
| NAS446-2-3   | 83 -30               |
| NAS446-2-3   | 105 -97              |
| NAS446-2-3   | 106 -94              |
| NAS446-2-3   | 107 -23              |
| NAS446-2-3   | 107 -30              |
| NAS446-2-3   | 190 -10              |
| NAS446-2-3   | 192 - 8              |
| NAS446-2-3   | 193 -17              |
| NAS446-2-3   | 194 -16              |
| NAS446-2-3   | 199 - 2              |
| NAS446-2-3   | 199 - 5              |
| NAS446-4     | 161 -30              |
| NAS446-4     | 186 -12              |
| NAS446-4     | 186 -13              |
| NAS446-4-3   | 4 -32                |
| NAS446-4-3   | 6 - 6                |
| NAS446-4-3   | 8 - 6                |
| NAS446-4-3   | 10 -15               |
| NAS446-4-3   | 11 -11               |

| PART NUMBER  | FIGURE AND INDEX NO. |
|--------------|----------------------|
| NAS446-4-3   | 43 - 3               |
| NAS446-4-3   | 43 - 6               |
| NAS446-4-3   | 43 - 9               |
| NAS446-4-3   | 43 -12               |
| NAS446-4-3   | 53 -17               |
| NAS446-4-3   | 82 -18               |
| NAS446-4-3   | 83 -13               |
| NAS446-4-3   | 84 -33               |
| NAS446-4-3   | 84 -35               |
| NAS446-4-3   | 85 -31               |
| NAS446-4-3   | 85 -33               |
| NAS446-4-3   | 122 -26              |
| NAS446-4-3   | 122 -36              |
| NAS446-4-3   | 122 -42              |
| NAS446-4-3   | 125 -28              |
| NAS446-4-3   | 125 -30              |
| NAS446-4-3   | 125 -56              |
| NAS446-4-3   | 132 - 5              |
| NAS446-4-3   | 133 -12              |
| NAS446-4-3   | 133 -15              |
| NAS446-4-3   | 133 -20              |
| NAS446-4-3   | 133 -26              |
| NAS446-4-3   | 133 -32              |
| NAS446-4-3   | 133 -38              |
| NAS446-4-3   | 134 - 4              |
| NAS446-4-3   | 134 -30              |
| NAS446-4-3   | 134 -37              |
| NAS446-4-3   | 134 -45              |
| NAS446-4-3   | 134 -52              |
| NAS446-4-3   | 135 - 6              |
| NAS446-4-3   | 135 -49              |
| NAS446-4-3   | 135 -54              |
| NAS446-4-3   | 136 -12              |
| NAS446-4-3   | 136 -17              |
| NAS446-4-3   | 136 -22              |
| NAS446-4-3   | 138 - 3              |
| NAS446-4-3   | 139 - 3              |
| NAS446-4-3   | 142 -25              |
| NAS446-4-3   | 142 -28              |
| NAS446-4-3   | 165 -40              |
| NAS446-4-3   | 166 -46              |
| NAS446-4-3   | 167 -41              |
| NAS446-4-3   | 167 -43              |
| NAS446-4-3   | 168 -70              |
| NAS446-4-3   | 168 -73              |
| NAS446-4-3   | 169 -21              |
| NAS446-416   | 134 -57              |
| NAS446-5-1   | 123 -17              |
| NAS446-5-3   | 82 -32               |
| NAS446-5-3   | 83 -32               |
| NAS446-5-3   | 138 -39              |
| NAS448-1-3   | 198 -12              |
| NAS463W416   | 134 - 8              |
| NAS463W416   | 134 -12              |
| NAS463W416   | 134 -24              |
| NAS463W416   | 134 -32              |
| NAS463W416   | 134 -39              |
| NAS463W416   | 134 -47              |
| NAS463W416   | 134 -54              |
| NAS463W416   | 135 -10              |
| NAS463W416   | 135 -14              |
| NAS463W416   | 135 -26              |
| NAS463W416   | 135 -42              |
| NAS463W416   | 135 -51              |
| NAS463W416   | 135 -59              |
| NAS463W416   | 135 -66              |
| NAS463416    | 134 -20              |
| NAS464-3-22  | 57 -33               |
| NAS464-3-22  | 58 -38               |
| NAS464P4A6   | 108 - 3D             |
| NAS464P4A8   | 108 - 30             |
| NAS464P7LA44 | 68 -13               |
| NAS488-1-3   | 73 -32               |
| NAS488-1-3   | 75 -21               |

| PART NUMBER    | FIGURE AND INDEX NO. |
|----------------|----------------------|
| NAS488-1-3     | 76 -29               |
| NAS514P1032-14 | 72 -44               |
| NAS514P1032-14 | 73 -39               |
| NAS514P1032-14 | 76 -39               |
| NAS514P832-8   | 120 -16              |
| NAS520-10R6    | 49 -81               |
| NAS557-10A     | 43 -10               |
| NAS557-10A     | 191 -27              |
| NAS557-10A     | 203 -11              |
| NAS557-12A     | 43 -10               |
| NAS557-3A      | 43 - 1               |
| NAS557-4A      | 43 - 4               |
| NAS557-8A      | 43 -10               |
| NAS561-P3-10   | 95 - 9               |
| NAS561-2-12    | 87 -44               |
| NAS561-2-12    | 88 -52               |
| NAS561-3-14    | 78 -21               |
| NAS561-3-16    | 93 -80A              |
| NAS561-3-16    | 94 -67A              |
| NAS561-3-8     | 88 -44               |
| NAS561-3-8     | 89 -44               |
| NAS561-3-8     | 157 - 4              |
| NAS561-5-12    | 142 -48              |
| NAS561-5-12    | 143 -39              |
| NAS561-5-12    | 144 -44              |
| NAS561C2-10    | 166 -27              |
| NAS561C2-8     | 140 - 9              |
| NAS561C2-8     | 141 - 7              |
| NAS561C3-10    | 87 -51               |
| NAS561C3-10    | 88 -50               |
| NAS561C3-10    | 89 -49               |
| NAS561C3-10    | 90 -81               |
| NAS56104-10    | 90 -53               |
| NAS561P3-4     | 156 - 5              |
| NAS561P3-6     | 96 -15               |
| NAS561P3-8     | 72 -42               |
| NAS561P3-8     | 73 -37               |
| NAS561P3-8     | 76 -37               |
| NAS561P3-8     | 89 -42               |
| NAS561P3-8     | 90 -57               |
| NAS561P3-8     | 96 -26               |
| NAS561P3-8     | 166 -21              |
| NAS561P3-8     | 167 -21              |
| NAS561P3-8     | 168 -33              |
| NAS561P3-8     | 171 - 2              |
| NAS561P4-10    | 90 -48               |
| NAS561P4-10    | 93 -35               |
| NAS561P4-10    | 93 -64               |
| NAS561P4-10    | 93 -66               |
| NAS561P4-12    | 90 -52               |
| NAS561P4-12    | 93 -23               |
| NAS561P4-12    | 93 -28               |
| NAS561P4-12    | 93 -33               |
| NAS561P4-12    | 93 -59               |
| NAS561P4-12    | 94 -20               |
| NAS561P4-12    | 94 -27               |
| NAS561P4-12    | 94 -32               |
| NAS561P4-12    | 94 -52               |
| NAS561P4-12    | 94 -54               |
| NAS561P4-14    | 64 - 9               |
| NAS561P4-14    | 65 - 8               |
| NAS561P4-15    | 94 -35               |
| NAS561P4-18    | 66 -13               |
| NAS561P4-8     | 90 -50               |
| NAS561P4-8     | 94 -64               |
| NAS561P6-12    | 93 -26               |
| NAS561P6-12    | 94 -24               |
| NAS561P6-18    | 90 -35               |
| NAS561P6-18    | 92 -31               |
| NAS561P6-18    | 93 -50               |
| NAS561P6-18    | 94 -43               |
| NAS561P6-18    | 94 -47               |
| NAS561P6-22    | 90 -33               |
| NAS561P6-22    | 92 - 5               |



| PART NUMBER | FIGURE AND INDEX NO. |
|-------------|----------------------|
| NAS561P6-22 | 92 - 7               |
| NAS561P6-22 | 94 -45               |
| NAS561P6-28 | 94 -40               |
| NAS561P8-18 | 93 -47               |
| NAS561P8-18 | 93 -54               |
| NAS561P8-18 | 94 -41               |
| NAS561P8-22 | 93 -44               |
| NAS561P8-22 | 93 -52               |
| NAS563-11   | 66 - 7               |
| NAS620-8    | 197 - 6              |
| NAS620-8L   | 197 - 6              |
| NAS679A06   | 105 -63              |
| NAS679N06   | 34 -28               |
| NAS680A06   | 33 -36               |
| NAS680A06K  | 193 - 8              |
| NAS680A06K  | 194 - 6              |
| NAS680A08   | 6 - 7                |
| NAS680A08   | 5 -10                |
| NAS680A08   | 7 - 5                |
| NAS680A08   | 7 -17                |
| NAS680A08   | 8 - 7                |
| NAS680A08   | 8 - 9                |
| NAS680A08   | 8 -42                |
| NAS680A08   | 9 - 5                |
| NAS680A08   | 9 -17                |
| NAS680A08   | 9 -18                |
| NAS680A08   | 10 -24               |
| NAS680A08   | 12 - 3               |
| NAS680A08   | 12 -23               |
| NAS680A08   | 13 - 3               |
| NAS680A08   | 13 - 3               |
| NAS680A08   | 13 -28               |
| NAS680A08   | 14 -24               |
| NAS680A08   | 15 -23               |
| NAS680A08   | 15 -24               |
| NAS680A08   | 15 -25               |
| NAS680A08   | 31 -29               |
| NAS680A08   | 33 -58               |
| NAS680A08   | 40 -30               |
| NAS680A08   | 41 -41               |
| NAS680A08   | 68 -33               |
| NAS680A08   | 68 -65               |
| NAS680A08   | 105 - 6              |
| NAS680A08   | 105 -11              |
| NAS680A08   | 105 -14              |
| NAS680A08   | 106 - 6              |
| NAS680A08   | 106 -11              |
| NAS680A08   | 106 -14              |
| NAS680A08   | 111 -10              |
| NAS680A08   | 112 - 9              |
| NAS680A08   | 114 -11              |
| NAS680A08   | 136 -43              |
| NAS680A08   | 201 -12              |
| NAS680A08K  | 28 -19B              |
| NAS680A08K  | 29 -18               |
| NAS680A08K  | 108 -16              |
| NAS680A3    | 20 -29               |
| NAS680A3    | 34 -10               |
| NAS680A3    | 34 -19               |
| NAS680A3    | 34 -29               |
| NAS680A3    | 35 -10               |
| NAS680A3    | 35 -19               |
| NAS680A3    | 35 -29               |
| NAS680A3    | 49 -66               |
| NAS680A3    | 49 -76               |
| NAS680A3    | 49 -78               |
| NAS680A3    | 49 -79               |
| NAS680A3    | 49 -88               |
| NAS680A3    | 49 -93               |
| NAS680A3    | 51 - 4               |
| NAS680A3    | 51 - 8               |
| NAS680A3    | 51 - 9               |
| NAS680A3    | 51 -11               |
| NAS680A3    | 51 -12               |

| PART NUMBER | FIGURE AND INDEX NO. |
|-------------|----------------------|
| NAS680A3    | 73 -43               |
| NAS680A3    | 75 -24               |
| NAS680A3    | 76 -11               |
| NAS680A3    | 105 - 5              |
| NAS680A3    | 106 - 5              |
| NAS680A3    | 108 -39              |
| NAS680A3    | 113 - 8              |
| NAS680A3    | 133 -49              |
| NAS680A3    | 133 -50              |
| NAS680A3    | 136 -42              |
| NAS680A3K   | 49 -25               |
| NAS680A3K   | 07 -49C              |
| NAS680A3K   | 68 -50               |
| NAS680A3K   | 68 -69               |
| NAS680A4    | 30 -19               |
| NAS680A4    | 35 -58               |
| NAS680A4    | 39 -16               |
| NAS680A4    | 40 -27               |
| NAS680A4    | 41 -36               |
| NAS680A4    | 42 -16               |
| NAS680A4    | 47 -17               |
| NAS680A4    | 49 -22C              |
| NAS680A4    | 49 -80               |
| NAS680A5    | 52 -16               |
| NAS681A08   | 120 -13              |
| NAS682A08   | 31 -29               |
| NAS682A08   | 44 -17               |
| NAS682A08   | 44 -20               |
| NAS682A08   | 45 -18               |
| NAS682A08   | 105 -10              |
| NAS682A08   | 105 -12              |
| NAS682A08   | 106 -10              |
| NAS682A08   | 106 -12              |
| NAS682A08   | 114 -12              |
| NAS684A08   | 12 -24               |
| NAS684A08   | 13 -29               |
| NAS684A08   | 49 -57               |
| NAS686A08   | 7 -41                |
| NAS686A08   | 9 -43                |
| NAS686A08   | 98 - 5C              |
| NAS686A08   | 98 -15               |
| NAS686A08K  | 6 -21                |
| NAS686A08K  | 8 -17                |
| NAS686A3    | 67 -49               |
| NAS686A3    | 67 -49B              |
| NAS686A3    | 68 -49               |
| NAS686A3    | 68 -68               |
| NAS686A3K   | 191 -57              |
| NAS693A08   | 120 -14              |
| NAS696-a-3  | 139 -16              |
| NAS696A06L  | 68 -33               |
| NAS696A08   | 11 -23               |
| NAS696A08   | 68 -33               |
| NAS696A08   | 166 -75              |
| NAS696A08K  | 10 -29               |
| NAS696A3    | 67 -14               |
| NAS697A08   | 38 - 2               |
| NAS697A08   | 112 -11              |
| NAS697A08   | 113 -10              |
| NAS697A08   | 115 -15              |
| NAS697A08   | 116 -15              |
| NAS697A08   | 117 -11              |
| NAS697A08   | 118 -19              |
| NAS697A08   | 119 -11              |
| NAS697A08   | 120 -11              |
| NAS697A08   | 120 -18              |
| NAS697A08   | 120 -20              |
| NAS697A08   | 120 -21              |
| NAS697A08   | 135 -35              |
| NAS697A08   | 135 -43              |
| NAS697A08   | 135 -67              |
| NAS697A08   | 166 -20              |
| NAS697A08   | 166 -75              |
| NAS697A08   | 167 -20              |

| PART NUMBER    | FIGURE AND INDEX NO. |
|----------------|----------------------|
| NAS697A08K     | 49 -28               |
| NAS697A3       | 16 -26C              |
| NAS697A3       | 17 - 3C              |
| NAS697A3       | 41 -32               |
| NAS697A3       | 51 - 3               |
| NAS697A3       | 121 -36              |
| NAS697A3       | 123 -59A             |
| NAS697A3       | 123 -59A             |
| NAS697A3       | 136 -45              |
| NAS697A3       | 197 -16              |
| NAS697A4       | 41 -37               |
| NAS697A4       | 49 -42               |
| NAS697A4       | 49 -42               |
| NAS697A4K      | 41 -37A              |
| NAS698A06L     | 33 -36               |
| NAS698A08      | 78 -27               |
| NAS698A08      | 115 -16              |
| NAS698A3       | 24 -39               |
| NAS698A4       | 23 - 8               |
| NAS69808       | 151 -10              |
| NAS70A-128-313 | 77 -14               |
| NAS75-3-008    | 66 - 9               |
| NAS75-3-009    | 55 - 5               |
| NAS75-3-009    | 56 - 5               |
| NAS75-5-231    | 57 - 6A              |
| NAS75-5-231    | 58 -11A              |
| NAS77-3-23     | 57 -38A              |
| NAS77-3-23     | 58 -43A              |
| NAS77-6-88     | 57 -37               |
| NAS77-6-88     | 57 -45               |
| NAS77-6-88     | 58 -42               |
| NAS77-6-88     | 58 -50               |
| NAS96006L      | 107 -32              |
| N6-2           | 148 -42A             |
| OR95-1.5       | 201 -27              |
| PN-3A          | 26 -54               |
| PN3A           | 25 -14               |
| P2274          | 178 -21              |
| P2274          | 179 -18              |
| P2274          | 182 -32              |
| P2274          | 183 -40              |
| P2274          | 184 -44              |
| P2274          | 185 -28              |
| Q901-36        | 120 -20              |
| R561           | 71 -33               |
| R5673          | 130 -45              |
| S-1021A-10-10  | 13 -25               |
| SAW4204-1      | 127 -16              |
| SAW4204-1      | 190 -37              |
| SAW4206-1      | 127 -16              |
| SAW4206-1      | 190 -37              |
| SE709          | 163 -32              |
| SH15           | 128 -18              |
| SH15           | 125 -49              |
| SH15           | 127 -15              |
| SH20A          | 125 -49              |
| SH20A          | 126 -37              |
| SH20A          | 127 -15              |
| SH200A         | 125 -49              |
| SH200A         | 126 -37              |
| SH200A         | 127 -15              |
| SH26           | 126 -37              |
| SH26           | 127 -15              |
| SH260          | 126 -37              |
| SH260          | 127 -15              |
| SK175-9        | 57 - 4               |
| S10K75         | 77 - 2               |
| S1003-29A      | 24 -27               |
| S1003-29A      | 24 -29               |
| S1003-43A      | 145 -23              |
| S1003-66A      | 159 -48              |
| S1003-9A       | 171 -11              |
| S1004-43A      | 148 -30              |
| S1021-6-4      | 31 -40               |

| PART NUMBER | FIGURE AND INDEX NO. | PART NUMBER | FIGURE AND INDEX NO. | PART NUMBER | FIGURE AND INDEX NO. |
|-------------|----------------------|-------------|----------------------|-------------|----------------------|
| S1021-6-4   | 31 -40               | S1021Z4-8   | 101 -11              | S1021Z8-10  | 139 -23              |
| S1021A10-10 | 12 - 5               | S1021Z4-8   | 102 -26              | S1021Z8-10  | 139 -23C             |
| S1021A10-10 | 12 -21               | S1021Z4-8   | 193 - 3              | S1021Z8-10  | 186 - 9              |
| S1021A10-10 | 13 - 5               | S1021Z4-8   | 194 - 3              | S1021Z8-10  | 186 -12              |
| S1021A10-16 | 108 -71              | S1021Z4-8   | 195 - 4              | S1021Z8-10  | 186 -13              |
| S1021A4-10  | 96 -11               | S1021Z6-10  | 83 - 8               | S1021Z8-10  | 195 - 6              |
| S1021A4-6   | 24 -30               | S1021Z6-10C | 138 -18              | S1021Z8-12  | 125 -13              |
| S1021A4-6   | 83 -37               | S1021Z6-12C | 105 -72              | S1021Z8-12  | 126 - 9              |
| S1021A4-6   | 85 -39               | S1021Z6-12C | 105 -98B             | S1021Z8-12  | 133 -14              |
| S1021A4-6   | 88 -20               | S1021Z6-12C | 106 -92B             | S1021Z8-12  | 134 - 4              |
| S1021A4-6   | 89 -14               | S1021Z6-4   | 22 -17               | S1021Z8-12  | 134 -29              |
| S1021A4-6   | 89 -18               | S1021Z6-4   | 23 -15               | S1021Z8-12  | 134 -37              |
| S1021A4-6   | 93 - 9               | S1021Z6-4   | 32 -37               | S1021Z8-12  | 134 -44              |
| S1021A4-6   | 93 -20               | S1021Z6-4   | 33 -38               | S1021Z8-12  | 134 -52              |
| S1021A4-6   | 94 - 9               | S1021Z6-4   | 87 -19               | S1021Z8-12  | 134 -56              |
| S1021A4-6   | 94 -18               | S1021Z6-4   | 88 -20               | S1021Z8-12  | 135 - 5              |
| S1021A4-6   | 94 -25A              | S1021Z6-4   | 90 -21               | S1021Z8-12  | 135 -48              |
| S1021A4-6   | 96 -11               | S1021Z6-4   | 90 -24               | S1021Z8-12  | 135 -53              |
| S1021A6-6   | 95 -36               | S1021Z6-4   | 91 -17               | S1021Z8-14  | 84 -36               |
| S1021A8-6   | 136 -11              | S1021Z6-4   | 91 -19               | S1021Z8-14  | 142 -25              |
| S1021A8-6   | 136 -21              | S1021Z6-4   | 95 - 6               | S1021Z8-5   | 53 - 7               |
| S1021Z10-10 | 83 -32               | S1021Z6-4   | 96 -14A              | S1021Z8-5C  | 167 -63              |
| S1021Z10-20 | 73 -46               | S1021Z6-4   | 195 -20              | S1021Z8-5C  | 168 -76              |
| S1021Z10-20 | 75 -25               | S1021Z6-4   | 200 - 2              | S1021Z8-6   | 4 -19                |
| S1021Z10-20 | 76 -44A              | S1021Z6-4   | 201 -11              | S1021Z8-6   | 4 -21                |
| S1021Z10-20 | 84 -13               | S1021Z6-6   | 4 -24                | S1021Z8-6   | 4 -32                |
| S1021Z10-20 | 123 -33              | S1021Z6-6   | 68 -72               | S1021Z8-6   | 4 -38                |
| S1021Z10-8  | 68 -30               | S1021Z6-6   | 73 -31               | S1021Z8-6   | 4 -49                |
| S1021Z10-8  | 123 -17              | S1021Z6-6   | 75 -21               | S1021Z8-6   | 4 -58                |
| S1021Z10-8  | 123 -41              | S1021Z6-6   | 76 -27               | S1021Z8-6   | 36 -11               |
| S1021Z10-8  | 125 - 6              | S1021Z6-6   | 84 -13               | S1021Z8-6   | 36 -11               |
| S1021Z10-8  | 125 -21              | S1021Z6-6   | 84 -43               | S1021Z8-6   | 43 - 3               |
| S1021Z10-8  | 138 -39              | S1021Z6-6   | 85 - 8               | S1021Z8-6   | 43 - 6               |
| S1021Z10-8  | 174 -10              | S1021Z6-6   | 85 -22               | S1021Z8-6   | 43 - 9               |
| S1021Z10-8  | 174 -16              | S1021Z6-6   | 85 -28               | S1021Z8-6   | 43 -12               |
| S1021Z10-8  | 187 -29              | S1021Z6-6   | 91 -28               | S1021Z8-6   | 53 -16               |
| S1021Z10-8  | 187 -31              | S1021Z6-6   | 107 - 2              | S1021Z8-6   | 85 -43               |
| S1021Z1010  | 82 -32               | S1021Z6-6   | 107 - 7              | S1021Z8-6   | 98 - 6               |
| S1021Z2R4   | 172 -35              | S1021Z6-6   | 107 -14              | S1021Z8-6   | 99 -39               |
| S1021Z4-4   | 72 -12               | S1021Z6-6   | 107 -25              | S1021Z8-6   | 100 -43              |
| S1021Z4-4   | 73 -13               | S1021Z6-6   | 140 -35              | S1021Z8-6   | 102 -64              |
| S1021Z4-4   | 74 -13               | S1021Z6-6   | 141 -30              | S1021Z8-6   | 122 -27              |
| S1021Z4-4   | 75 -10               | S1021Z6-6   | 162 - 5              | S1021Z8-6   | 122 -37              |
| S1021Z4-4   | 76 -11               | S1021Z6-6   | 190 -10              | S1021Z8-6   | 122 -43              |
| S1021Z4-4   | 80 -15               | S1021Z6-6   | 192 - 8              | S1021Z8-6   | 131 - 5              |
| S1021Z4-4   | 81 -22               | S1021Z6-6   | 193 - 2              | S1021Z8-6   | 132 - 5              |
| S1021Z4-4   | 83 -26               | S1021Z6-6   | 193 -16              | S1021Z8-6   | 136 -16              |
| S1021Z4-4   | 202 -10              | S1021Z6-6   | 194 -15              | S1021Z8-6   | 137 - 2              |
| S1021Z4-4C  | 141 -23              | S1021Z6-6   | 199 - 5              | S1021Z8-6   | 137 - 9              |
| S1021Z4-5   | 107 - 3              | S1021Z6-8   | 84 -31               | S1021Z8-6   | 138 - 2              |
| S1021Z4-6   | 82 -20               | S1021Z6-8   | 84 -33               | S1021Z8-6   | 138 - 4              |
| S1021Z4-6   | 83 - 1               | S1021Z6-8   | 84 -34               | S1021Z8-6   | 139 - 2              |
| S1021Z4-6   | 83 -15               | S1021Z6-8   | 85 -31               | S1021Z8-6   | 139 - 4              |
| S1021Z4-6   | 83 -27               | S1021Z6-8   | 85 -33               | S1021Z8-6   | 165 -19              |
| S1021Z4-6   | 84 -21               | S1021Z6-8   | 87 -36               | S1021Z8-6   | 165 -40              |
| S1021Z4-6   | 85 - 5               | S1021Z6-8   | 93 -72               | S1021Z8-6   | 166 -46              |
| S1021Z4-6   | 102 -16              | S1021Z6-8   | 107 -22              | S1021Z8-6   | 167 -43              |
| S1021Z4-6   | 104 -23              | S1021Z6-8   | 107 -29              | S1021Z8-6   | 168 -73              |
| S1021Z4-6   | 105 -17              | S1021Z6-8   | 151 - 8              | S1021Z8-6   | 169 -20              |
| S1021Z4-6   | 106 -19              | S1021Z6-8   | 151 - 9              | S1021Z8-6   | 177 -22              |
| S1021Z4-6   | 165 -21              | S1021Z6-8   | 172 -36              | S1021Z8-6   | 199 - 1              |
| S1021Z4-6   | 193 -20              | S1021Z6-8   | 187 -18              | S1021Z8-6   | 181 -15              |
| S1021Z4-6   | 202 - 6              | S1021Z6-8   | 194 - 2              | S1021Z8-6C  | 87 -13               |
| S1021Z4-6C  | 82 -28               | S1021Z6-8   | 194 -12A             | S1021Z8-6C  | 88 -14               |
| S1021Z4-6C  | 82 -29               | S1021Z6-8   | 195 - 2              | S1021Z8-6C  | 90 -13               |
| S1021Z4-6C  | 82 -30               | S1021Z6-8   | 195 -13              | S1021Z8-6C  | 91 -11               |
| S1021Z4-6C  | 83 -21               | S1021Z6-8   | 198 - 4              | S1021Z8-8   | 4 -20                |
| S1021Z4-6C  | 83 -28               | S1021Z6-8   | 199 - 2              | S1021Z8-8   | 4 -20A               |
| S1021Z4-6C  | 83 -29               | S1021Z6-8B  | 104 -15B             | S1021Z8-8   | 4 -61                |
| S1021Z4-6C  | 83 -30               | S1021Z6-8B  | 105 -54              | S1021Z8-8   | 4 -65                |
| S1021Z4-6C  | 108 -47              | S1021Z6-8B  | 106 -35              | S1021Z8-8   | 5 -11                |
| S1021Z4-8   | 84 - 4               | S1021Z8-10  | 16 -10               | S1021Z8-8   | 6 - 5                |
| S1021Z4-8   | 84 - 4A              | S1021Z8-10  | 17 -20               | S1021Z8-8   | 6 -48                |
| S1021Z4-8   | 85 - 4               | S1021Z8-10  | 138 -27              | S1021Z8-8   | 6 -49                |



| PART NUMBER | FIGURE AND INDEX NO. |
|-------------|----------------------|
| S1021Z8-8   | 8 - 5                |
| S1021Z8-8   | 11 -11               |
| S1021Z8-8   | 20 -36               |
| S1021Z8-8   | 24 -24               |
| S1021Z8-8   | 24 -47               |
| S1021Z8-8   | 27 -10               |
| S1021Z8-8   | 67 - 2               |
| S1021Z8-8   | 72 -48               |
| S1021Z8-8   | 72 -49               |
| S1021Z8-8   | 73 -45               |
| S1021Z8-8   | 74 -28               |
| S1021Z8-8   | 76 -43               |
| S1021Z8-8   | 82 -18               |
| S1021Z8-8   | 82 -18               |
| S1021Z8-8   | 83 -13               |
| S1021Z8-8   | 84 -35               |
| S1021Z8-8   | 101 -27              |
| S1021Z8-8   | 115 - 1              |
| S1021Z8-8   | 115 -21              |
| S1021Z8-8   | 116 - 1              |
| S1021Z8-8   | 116 -18              |
| S1021Z8-8   | 121 - 3              |
| S1021Z8-8   | 124 -48              |
| S1021Z8-8   | 125 -14              |
| S1021Z8-8   | 125 -23              |
| S1021Z8-8   | 125 -28              |
| S1021Z8-8   | 125 -30              |
| S1021Z8-8   | 125 -56              |
| S1021Z8-8   | 132 - 3              |
| S1021Z8-8   | 132 - 5D             |
| S1021Z8-8   | 133 -11              |
| S1021Z8-8   | 133 -19              |
| S1021Z8-8   | 133 -25              |
| S1021Z8-8   | 133 -31              |
| S1021Z8-8   | 133 -37              |
| S1021Z8-8   | 140 -14              |
| S1021Z8-8   | 140 -27              |
| S1021Z8-6   | 142 -28              |
| S1021Z8-8   | 143 -17              |
| S1021Z8-8   | 144 -20              |
| S1021Z8-8   | 161 - 2              |
| S1021Z8-8   | 161 - 5              |
| S1021Z8-8   | 161 -23              |
| S1021Z8-8   | 161 -30              |
| S1021Z8-8   | 162 -10              |
| S1021Z8-8   | 165 - 2              |
| S1021Z8-8   | 165 -12              |
| S1021Z8-8   | 166 - 2              |
| S1021Z8-8   | 166 -12              |
| S1021Z8-8   | 167 - 2              |
| S1021Z8-8   | 167 -12              |
| S1021Z8-8   | 167 -41              |
| S1021Z8-8   | 168 - 2              |
| S1021Z8-8   | 168 -16              |
| S1021Z8-8   | 168 -70              |
| S1021Z8-8   | 172 -41              |
| S1021Z8-8   | 184 -63              |
| S1021Z8-8C  | 173 - 7              |
| S1021Z8-8C  | 173 -11              |
| S1022A4-6   | 82 -33               |
| S1022A4-6   | 85 -23               |
| S1022A4-6   | 85 -41               |
| S1022Z6-10  | 90 -58               |
| S1022Z6-10B | 105 -97              |
| S1022Z6-10B | 106 -94              |
| S1022Z8-8   | 4 -52                |
| S1022Z8-8   | 72 -21               |
| S1022Z8-8   | 74 -23               |
| S1022Z8-8   | 138 -21              |
| S1022Z8-8   | 139 -16              |
| S1023A4-10C | 82 -25               |
| S1023A4-6C  | 84 -24               |
| S1023A6-10B | 103 -26              |
| S1023A6-10B | 104 -13              |

| PART NUMBER   | FIGURE AND INDEX NO. |
|---------------|----------------------|
| S1023A6-6C    | 139 -35              |
| S1023A6-6C    | 166 -36              |
| S1023A6-6C    | 167 -36              |
| S1023A6-6C    | 168 -49              |
| S1023A6-8C    | 108 -45              |
| S1026BG       | 1 -18                |
| S1026BG       | 140 -34              |
| S1026BG10.90x | 141 -29              |
| S1047-1       | 1 -20                |
| S1047-2       | 1 -20                |
| S1050-1       | 1 -48                |
| S1050-1       | 137 -10A             |
| S1050-2       | 1 -48                |
| S1050-3       | 1 -48                |
| S1053E10T     | 1 -19                |
| S1053E12T     | 1 -19                |
| S1053E12T     | 166 -78              |
| S1053E16T     | 140 - 1              |
| S1053E16T     | 141 -21              |
| S1053E16T24   | 203 -12              |
| S1053E20T     | 1 -19                |
| S1053E24T     | 1 -19                |
| S1053E24T     | 123 -28              |
| S1053E24T     | 125 -25              |
| S1053E24T     | 125 -25              |
| S1053E24T     | 126 -17              |
| S1053E24T     | 138 -33              |
| S1053E24T     | 139 -39              |
| S1053E24T     | 140 -22              |
| S1053E24T     | 140 -23              |
| S1053E24T     | 140 -25              |
| S1053E24T     | 140 -26              |
| S1053E28T     | 1 -19                |
| S1053E32T     | 1 -19                |
| S1053E7T      | 1 -19                |
| S1053E8T      | 1 -19                |
| S1053E8T      | 125 -17              |
| S1053E8T      | 126 -12              |
| S1053E8T      | 138 -28              |
| S1053E8T      | 139 -18              |
| S1053E8T      | 139 -21              |
| S1053E8T      | 139 -23A             |
| S1053K10T     | 1 -19                |
| S1053K12T     | 1 -19                |
| S1053K16      | 123 -50              |
| S1053K16T     | 141 -19              |
| S1053K20T     | 1 -19                |
| S1053K24T     | 1 -19                |
| S1053K24T     | 125 -24              |
| S1053K24T     | 125 -27              |
| S1053K24T     | 125 -29              |
| S1053K24T     | 126 -15              |
| S1053K24T     | 140 -11              |
| S1053K24T     | 140 -12              |
| S1053K24T     | 140 -15              |
| S1053K24T     | 140 -16              |
| S1053K24T     | 140 -20              |
| S1053K24T     | 141 -13              |
| S1053K24T     | 141 -15              |
| S1053K24T     | 126 -37              |
| S1053K24T     | 126 -37              |
| S1053K24W     | 1 -19                |
| S1053K28W     | 1 -19                |
| S1053K28W     | 121 -37              |
| S1053K28W     | 126 -21              |
| S1053K32T     | 1 -19                |
| S1055-1       | 1 -21                |
| S1055-1       | 30 -11               |
| S1055-1       | 199 - 3              |
| S1060-15      | 87 -52               |
| S1060-3       | 87 -52               |
| S1066-C1      | 82 -25               |
| S1066C1       | 84 -24               |

| PART NUMBER | FIGURE AND INDEX NO. |
|-------------|----------------------|
| S1066C1     | 85 -41               |
| S1067B1     | 103 -26              |
| S1067B1     | 104 -13              |
| S1067C1     | 166 -37              |
| S1067C1     | 167 -37              |
| S1067C1     | 168 -50              |
| S1071-1     | 1 -22                |
| S1071-1     | 153 -41              |
| S1071-1     | 153 -49              |
| S1071-1     | 161 - 4A             |
| S1071-1     | 161 - 7              |
| S1071-1     | 161 -10              |
| S1071-1     | 161 -10              |
| S1071-1     | 161 -13              |
| S1071-1     | 161 -13              |
| S1071-1     | 161 -17              |
| S1071-1     | 161 -17              |
| S1071-1     | 161 -34              |
| S1071-1     | 161 -35              |
| S1071-1     | 161 -48              |
| S1071-1     | 161 -52              |
| S1071-1     | 161 -56              |
| S1071-1     | 161 -59              |
| S1071-1     | 161 -64              |
| S1071-1     | 161 -65              |
| S1071-1     | 161 -66              |
| S1071-3     | 1 -22                |
| S1071-4     | 1 -22                |
| S1071-4     | 53 -14               |
| S1071-4     | 162 - 2              |
| S1071-4-    | 54 - 9               |
| S1071-5     | 1 -22                |
| S1071G3     | 151 - 3              |
| S1071G3     | 151 - 4              |
| S1071R3     | 151 - 6              |
| S1071R3     | 151 - 7              |
| S1078-1     | 1 - 7                |
| S1078-1     | 4 -63                |
| S1078-2     | 1 - 8                |
| S1078-3     | 1 - 9                |
| S1081-1     | 76 -32               |
| S1084-1     | 1 -23                |
| S1084-1     | 80 -10               |
| S1084-1     | 81 -16               |
| S1090-10    | 100 -16              |
| S1090-11    | 190 - 6A             |
| S1090-11    | 191 - 7              |
| S1090-2     | 190 - 6A             |
| S1090-2     | 191 - 7              |
| S1090-20    | 100 -15              |
| S1090-22    | 190 - 6              |
| S1090-22    | 191 - 6              |
| S1090-22    | 192 -20              |
| S1090-23    | 190 - 6              |
| S1090-23    | 191 - 6              |
| S1090-23    | 192 -20              |
| S1090-3     | 99 -16               |
| S1090-3     | 100 -16              |
| S1090-5     | 99 -15               |
| S1090-5     | 100 -15              |
| S1091-1     | 190 - 6              |
| S1091-1     | 191 - 6              |
| S1091-1     | 192 -20              |
| S1091-16    | 99 -16               |
| S1091-20    | 99 -15               |
| S1091-35    | 190 -25              |
| S1091-35    | 192 -12              |
| S1091-5     | 190 - 6A             |
| S1091-5     | 191 - 7              |
| S1093-1     | 20 -38               |
| S1095-1     | 43 - 2               |
| S1095-2     | 43 - 5               |
| S1095-4     | 43 - 8               |
| S1095-4     | 43 -11               |

| PART NUMBER  | FIGURE AND INDEX NO. |
|--------------|----------------------|
| S1095-5      | 43 -11               |
| S1095-5      | 191 -27              |
| S1095-6      | 43 -11               |
| S1099-1-3.30 | 142 -32              |
| S1099-1-4.00 | 142 -31              |
| S1104-3      | 122 - 7              |
| S1104-3      | 123 -43              |
| S1104-3      | 124 -44              |
| S1106-3      | 19 -17               |
| S1106-3      | 20 -12               |
| S1106-4      | 124 -19              |
| S11065-21    | 57 -19               |
| S11065-21    | 58 -24               |
| S1110ET      | 1 -24                |
| S1110ET      | 140 -33              |
| S1110ET      | 141 -28              |
| S1115-19     | 117 -13              |
| S1115-19     | 118 -21              |
| S1115-19     | 119 -13              |
| S1115-19     | 120 -24              |
| S1115-19     | 205 - 9              |
| S1115-29     | 118 -22              |
| S1115-29     | 119 -14              |
| S1115-29     | 120 -22              |
| S1115-29     | 197 -17              |
| S1115-30     | 205 -10              |
| S1115-32     | 117 -12              |
| S1115-32     | 117 -22              |
| S1115-32     | 118 -20              |
| S1115-32     | 118 -32              |
| S1115-32     | 119 -12              |
| S1115-32     | 119 -24              |
| S1115-32     | 120 -23              |
| S1115-32     | 120 -32              |
| S1115-35     | 117 -12              |
| S1115-35     | 118 -20              |
| S1115-35     | 119 -12              |
| S1115-35     | 120 -23              |
| S1115-9      | 117 -12              |
| S1115-9      | 118 -20              |
| S1115-9      | 118 -32              |
| S1115-9      | 119 -12              |
| S1115-9      | 119 -24              |
| S1115-9      | 120 -23              |
| S1115-9      | 120 -32              |
| S1115-9      | 205 -10              |
| S1116-1      | 1 -43                |
| S1117-24     | 67 -25               |
| S1117-24     | 68 -22               |
| S1130-1      | 161 - 5A             |
| S1130-1      | 161 - 5A             |
| S1130-1      | 161 - 7              |
| S1130-1      | 161 -10A             |
| S1130-1      | 161 -13              |
| S1130-1      | 161 -17              |
| S1130-1      | 161 -34              |
| S1130-1      | 161 -35              |
| S1130-1      | 161 -50              |
| S1130-1      | 161 -57              |
| S1130-1      | 161 -60              |
| S1130-1      | 161 -67              |
| S1131-1      | 161 - 5A             |
| S1131-1      | 161 - 7              |
| S1131-1      | 161 -10B             |
| S1131-1      | 161 -13              |
| S1131-1      | 161 -17              |
| S1131-1      | 161 -34              |
| S1131-1      | 161 -35              |
| S1131-1      | 161 -49              |
| S1131-1      | 161 -57              |
| S1131-1      | 161 -60              |
| S1131-1      | 161 -67              |
| S1132-1      | 161 - 3A             |
| S1132-1      | 161 - 6              |

| PART NUMBER    | FIGURE AND INDEX NO. |
|----------------|----------------------|
| S1133-1        | 161 - 8              |
| S1133-1        | 161 -11              |
| S1133-1        | 161 -14              |
| S1133-1        | 161 -47              |
| S1135-1        | 161 - 8              |
| S1135-1        | 161 -14              |
| S1135-1        | 161 -18              |
| S1135-1        | 161 -63              |
| S1137-1        | 161 -32              |
| S1137-1        | 161 -51              |
| S1139-1        | 161 -12              |
| S1139-1        | 161 -16              |
| S1139-1        | 161 -62              |
| S1141-1        | 31 -38               |
| S1141-1        | 32 -46               |
| S1141-2        | 31 -38               |
| S1153-1        | 4 -39                |
| S1153-1        | 143 -17              |
| S1153-1        | 144 -20              |
| S1155-2        | 126 -14              |
| S1155-2        | 167 -41              |
| S1155-2        | 168 -70              |
| S1155-3        | 204 -10              |
| S1155-3        | 204 -24              |
| S1155-3        | 204 -26              |
| S1161-1        | 50 - 7               |
| S1166-1        | 49 -15               |
| S1167-3-0080   | 67 -36A              |
| S1167-3-0085   | 143 -20              |
| S1167-3-0085   | 144 -23              |
| S1167-3-0100   | 143 -19              |
| S1167-4-0080   | 67 -36A              |
| S1167-4-0080   | 142 - 2              |
| S1167-4-0100   | 142 - 1              |
| S1167-6-0210   | 123 -22              |
| S1167-6-0220   | 126 -10              |
| S1167-6-0260   | 123 -20              |
| S1167-6-0290   | 123 -22              |
| S1167-8        | 168 -59              |
| S1167-8-       | 187 -28              |
| S1167-8-       | 187 -28              |
| S1167-8-       | 187 -30              |
| S1167-8-       | 187 -30              |
| S1167-8-       | 187 -32              |
| S1167-8-0220   | 165 -53              |
| S1167-8-0240   | 125 -16              |
| S1167-8-0240   | 165 -53              |
| S1167-8-0240   | 166 -48              |
| S1167-8-0240   | 167 -48              |
| S1167C3-0100   | 144 -22              |
| S1168-4-30     | 176 - 7              |
| S1168-4-30     | 180 -11              |
| S1168-6-40 1/2 | 176 -11              |
| S1189-2        | 80 - 7               |
| S1209-1        | 49 -70A              |
| S12128-8       | 168 -20              |
| S1213-1        | 107 - 6              |
| S1213-3        | 107 - 9              |
| S1216-4        | 102 -70              |
| S1216-4        | 103 -71              |
| S1216-4        | 104 -70              |
| S1216-4        | 105 -68              |
| S1216-4        | 106 -72              |
| S1222-15       | 103 -57              |
| S1222-2        | 99 - 6               |
| S1222-2        | 122 - 6              |
| S1222-20       | 104 -68              |
| S1222-20A      | 104 -68              |
| S1222-21       | 104 -68              |
| S1222-4        | 100 - 6              |
| S1222-4        | 124 -14              |
| S1222-7        | 102 -57              |
| S1222-7        | 122 - 6              |
| S1223-1        | 100 -35              |

| PART NUMBER  | FIGURE AND INDEX NO. |
|--------------|----------------------|
| S1223-1      | 124 -41              |
| S1224-1      | 99 - 9               |
| S1224-2      | 100 - 9              |
| S1224-2      | 124 -24              |
| S1224-4      | 102 -56              |
| S1230-15     | 104 -67              |
| S1230-15     | 105 -74              |
| S1230-15     | 106 -75              |
| S1230-17     | 104 -67              |
| S1230-17     | 105 -74              |
| S1230-7      | 102 -56              |
| S1230-7      | 103 -58              |
| S1231-2      | 99 -11               |
| S1231-2      | 102 -58              |
| S1231-2      | 103 -56              |
| S1231-2      | 122 -20              |
| S1231-3      | 100 -11              |
| S1231-3      | 124 -31              |
| S1232-10     | 161 -28              |
| S1232-10     | 200 - 7              |
| S1236-3-0184 | 123 -17              |
| S1236-8      | 168 -65              |
| S1236-8-0134 | 166 -43              |
| S1239-1      | 99 -21               |
| S1239-1      | 100 -21              |
| S1239-1      | 142 -23              |
| S1239-14     | 99 -13               |
| S1239-14     | 100 -13              |
| S1239-15     | 102 -51              |
| S1239-15     | 102 -53              |
| S1239-15     | 122 -38              |
| S1239-16     | 102 -44              |
| S1239-20     | 102 -44              |
| S1239-20     | 103 -60              |
| S1239-28     | 122 -38              |
| S1239-36     | 103 -55              |
| S1239-36     | 104 -72              |
| S1239-37     | 103 -54              |
| S1239-37     | 104 -71              |
| S1239-37     | 141 - 9              |
| S1239-47     | 104 -71A             |
| S1239-47     | 105 -67              |
| S1239-47     | 106 -70              |
| S1239-48     | 104 -72A             |
| S1239-48     | 105 -66              |
| S1239-48     | 106 -69              |
| S1239-48     | 141 - 9              |
| S1239-7      | 99 -22               |
| S1239-7      | 99 -23               |
| S1239-7      | 100 -22              |
| S1239-7      | 100 -23              |
| S1239-7      | 122 -38              |
| S1239-7      | 138 -37              |
| S1240-5      | 99 -10               |
| S1240-5      | 100 -10              |
| S1240-5      | 102 -45              |
| S1240-5      | 103 -59              |
| S1240-5      | 165 -46              |
| S1240-5      | 166 -54              |
| S1240-6      | 99 -14               |
| S1240-6      | 100 -14              |
| S1240-6      | 102 -52              |
| S1243-3      | 97 -17               |
| S1243-6      | 97 -17               |
| S1247-1E     | 82 -31               |
| S1258-1      | 161 -20              |
| S1273-1      | 84 -19               |
| S1273-1      | 85 -18               |
| S1278-2      | 161 -33              |
| S1284-1      | 101 -31              |
| S1284-1      | 180 -41              |
| S1284-1      | 181 -37              |
| S1291-8      | 11 -13               |
| S1291-8      | 11 -24               |

| PART NUMBER | FIGURE AND INDEX NO. | PART NUMBER | FIGURE AND INDEX NO. | PART NUMBER     | FIGURE AND INDEX NO. |
|-------------|----------------------|-------------|----------------------|-----------------|----------------------|
| S1298-1     | 100 -36              | S1346-1     | 72 -10               | S1397-2         | 2 -10                |
| S1298-1     | 124 -45              | S1346-1     | 73 -11               | S1397-3         | 2 -10                |
| S1301N1     | 100 -38              | S1346-1     | 74 -14               | S1397-4         | 2 -10                |
| S1301N1     | 186 - 1              | S1346-1     | 75 -11               | S1397-6         | 2 -10A               |
| S1302N1     | 101 -20              | S1346-1     | 76 - 9               | S1397-6         | 3 -31                |
| S1302N1     | 102 -36              | S1356       | 1 -44                | S1398-1         | 1 -29                |
| S1302N1     | 103 -45              | S1357-3     | 108 -52              | S1398-1         | 125 -40              |
| S1302N1     | 104 -40              | S1359-7     | 81 - 7               | S1398-2         | 1 -30                |
| S1304N1     | 101 -19              | S1360-10    | 102 -59              | S1398-2         | 125 -40              |
| S1304N1     | 102 -37              | S1360-10    | 103 -67              | S1407-6         | 99 -41               |
| S1304N1     | 103 -46              | S1360-10    | 104 -74              | S1407-6         | 100 -44              |
| S1304N1     | 104 -44              | S1360-10    | 161 -28              | S1407-6         | 102 -66              |
| S1304N1     | 105 -52              | S1360-10    | 200 - 7              | S1407-6         | 190 - 9              |
| S1305-6     | 102 -29              | S1360-10L   | 105 -84              | S1407-6         | 192 -21              |
| S1305-6     | 103 -39              | S1360-10L   | 106 -85              | S1410N1         | 100 -32              |
| S1305-6     | 105 -55              | S1360-10L   | 106 -88              | S1413N1         | 101 -20              |
| S1305N6     | 99 -32               | S1360-10L   | 106 -89              | S1413N1         | 102 -36              |
| S1305N6     | 104 -48              | S1360-10L   | 106 -90              | S1413N1         | 103 -45              |
| S1307N1     | 100 -37              | S1360-15    | 102 -60              | S1413N1         | 104 -40              |
| S1307N1     | 101 -23              | S1360-15    | 104 -75              | S1413N1         | 105 -40              |
| S1309N1     | 101 -18              | S1360-15L   | 105 -85              | S1413N2         | 105 -40              |
| S1309N1     | 102 -41              | S1360-15L   | 106 -87              | S1413N2         | 106 -37              |
| S1309N1     | 176 - 2              | S1360-20    | 102 -61              | S1414-1         | 103 -49              |
| S1309N1     | 177 - 2              | S1360-20    | 102 -62              | S1414-1         | 104 -50              |
| S1309N1     | 180 - 2              | S1360-20    | 102 -62A             | S1414-1         | 178 -14              |
| S1309N1     | 181 - 2              | S1360-20    | 103 -68              | S1414-1         | 179 - 4              |
| S1311-1     | 102 -39              | S1360-20    | 104 -76              | S1414-1         | 183 -14              |
| S1311-1     | 103 -48              | S1360-20L   | 105 -84              | S1414-1         | 184 -35              |
| S1311-1     | 105 -49              | S1360-20L   | 106 -90A             | S1414-1         | 185 -20A             |
| S1311-3     | 105 -49              | S1360-35    | 190 -25              | S1414N1         | 99 -35               |
| S1311-3     | 106 -46              | S1360-5L    | 105 -83              | S1414N1         | 100 -34              |
| S1311N1     | 101 -28              | S1360-5L    | 106 -84              | S1414N1         | 102 -40              |
| S1311N1     | 104 -52              | S1360-5L    | 106 -86              | S1414N1         | 176 - 6              |
| S1311N1     | 186 -10              | S1360-5L    | 106 -90C             | S1414N1         | 177 -16              |
| S1313N1     | 101 -15              | S1362-2     | 83 - 7               | S1414N1         | 180 -10              |
| S1313N1     | 102 -28              | S1362-5     | 82 -14               | S1414N1         | 182 -10              |
| S1314N1     | 101 -15              | S1362-6     | 82 -14               | S1414N1         | 181 - 9              |
| S1314N1     | 102 -28              | S1363-1     | 100 -33              | S1415-1         | 1 -31                |
| S1314N1     | 103 -32              | S1363-2     | 99 -33               | S1415-1         | 24 -30               |
| S1314N1     | 104 -45              | S1365-1     | 180 -39              | S1416-1         | 99 -17               |
| S1314N1     | 105 -50              | S1365-1     | 181 -35              | S1416-1         | 100 -17              |
| S1316N1     | 101 -17              | S1366-1     | 1 -26                | S1416-1         | 102 -46              |
| S1316N1     | 102 -42              | S1366-1     | 49 -99               | S1416-1         | 103 -61              |
| S1316N1     | 176 - 1              | S1366-2     | 1 -26                | S1418-1         | 95 -20               |
| S1316N1     | 177 - 1              | S1366-3     | 1 -26                | S1418-3         | 95 -20               |
| S1316N1     | 180 - 1              | S1378-1     | 1 -27                | S1419-1         | 161 -33              |
| S1316N1     | 181 - 1              | S1378-2     | 1 -27                | S1426-2         | 109 - 3              |
| S1317N1     | 101 -16              | S1378-2     | 72 -47               | S1432N1         | 102 -28              |
| S1317N1     | 102 -35              | S1378-2     | 73 -42               | S1433-1         | 2 -35                |
| S1317N1     | 103 -44              | S1378-2     | 76 -31               | S1433-1         | 200 -16              |
| S1317N2     | 104 -41              | S1384N1     | 101 -15              | S1438-2         | 145 -32              |
| S1317N2     | 105 -39              | S1385N1     | 101 -19              | S1438-2         | 191 - 8              |
| S1319-1     | 102 -38              | S1386N1     | 101 -13              | S1441-1         | 1 -32                |
| S1319-1     | 102 -38A             | S1387N1     | 101 -13              | S1441-1         | 53 - 5               |
| S1320-1     | 101 -29              | S1389-1     | 1 -28                | S1441-1         | 53 - 6               |
| S1320-1     | 102 -38A             | S1389-1     | 48 - 4               | S1441-1         | 84 -17B              |
| S1320-1     | 103 -52              | S1389-1     | 49 -19               | S1441-1         | 85 -21               |
| S1320-1     | 104 -49              | S1389-2     | 1 -28                | S1441-2         | 1 -32                |
| S1320-1     | 105 -62              | S1389-2     | 48 - 7               | S1441-2         | 138 -10              |
| S1320-3     | 105 -62              | S1389-2     | 49 -17               | S1441-2         | 139 -10              |
| S1320-5     | 105 -62              | S1389-3     | 1 -28                | S1441-3         | 1 -32                |
| S1320-5     | 106 -62              | S1389-3     | 49 -18               | S1450-10-15-063 | 68 - 4               |
| S1322-1     | 108 -26              | S1389-4     | 1 -28                | S1450-14A20-016 | 185 -41              |
| S1323N3     | 101 -13              | S1389-4     | 48 - 2               | S1450-3A14-.050 | 108 -33              |
| S1324N5     | 101 -13              | S1389-5     | 1 -28                | S1450-3D9-032   | 68 -67               |
| S1326N1     | 101 -18              | S1389-6     | 1 -28                | S1450-309-302   | 68 -48               |
| S1326N1     | 102 -41              | S1389-7     | 1 -28                | S1450-4-10-032  | 96 -19               |
| S1326N1     | 180 - 2              | S1390-5     | 193 -25              | S1450-4A11-.063 | 108 -29              |
| S1326N1     | 181 - 2              | S1390-8     | 139 -29              | S1450-4A14-032  | 193 -27              |
| S1327N1     | 101 -17              | S1392N1     | 101 -19              | S1450-4H12-050  | 110 - 6              |
| S1327N1     | 102 -42              | S1392N1     | 102 -37              | S1450-5-12-035  | 55 -26               |
| S1327N1     | 180 - 1              | S1392N2     | 103 -46              | S1450-5-12-035  | 55 -30A              |
| S1327N1     | 181 - 1              | S1392N2     | 104 -44              | S1450-5-14      | 108 -24B             |
| S1346-1     | 1 -25                | S1392N2     | 105 -52              | S1450-5A20-063  | 24 - 5               |



| PART NUMBER    | FIGURE AND INDEX NO. |
|----------------|----------------------|
| S1450-5A20-080 | 24 - 5               |
| S1450-5A20-100 | 24 - 5               |
| S1450-5A24-040 | 108 -26B             |
| S1450-5A24-040 | 139 -15G             |
| S1450-6-14-080 | 191 -41              |
| S1470N5        | 101 -13              |
| S1470N9        | 101 -13              |
| S1470N9        | 102 -27              |
| S1470N9        | 103 -33              |
| S1470N9        | 104 -34              |
| S1470N9        | 105 -41              |
| S1472N1        | 181 - 2              |
| S1473N1        | 177 - 2              |
| S1476N1        | 181 - 1              |
| S1483-1        | 76 -36               |
| S1483-2        | 72 -41               |
| S1483-2        | 73 -36               |
| S1485010L      | 125 -23              |
| S1485010U      | 125 -13              |
| S1485012L      | 126 - 9              |
| S1485012L      | 174 -14              |
| S1485012U      | 140 -27              |
| S1485013U      | 123 -41              |
| S1485016U      | 125 -20              |
| S148502        | 173 - 7              |
| S148502        | 173 -11              |
| S148502L       | 101 -27              |
| S148502L       | 167 -63              |
| S148502L       | 168 -76              |
| S148503L       | 124 -47              |
| S148503U       | 123 -41              |
| S148506        | 165 -12              |
| S148508U       | 181 -14              |
| S1485080       | 177 -21              |
| S1486DG12U     | 126 -11              |
| S1486DG12U     | 187 -29              |
| S1486DG12U     | 187 -31              |
| S1486DG6L      | 165 - 2              |
| S1486DG6L      | 166 - 2              |
| S1486DG6L      | 167 - 2              |
| S1486DG6U      | 167 -12              |
| S1486DG6U      | 168 -26A             |
| S1486DG7U      | 167 -12              |
| S1486D26L      | 68 -29A              |
| S1494-16       | 184 -54              |
| S1494-6        | 151 - 5              |
| S1494-8        | 53 -18               |
| S1494-8        | 162 - 3              |
| S1494-9        | 152 -23              |
| S1494-9        | 153 -22              |
| S1494-9        | 153 -35              |
| S1494-9        | 185 -19              |
| S1495-10       | 1 -33                |
| S1495-10       | 148 -24              |
| S1495-10       | 148 -43              |
| S1495-10       | 180 -15              |
| S1495-10       | 180 -16              |
| S1495-10       | 181 -18              |
| S1495-10       | 184 -53              |
| S1495-10       | 185 -42              |
| S1495-10-      | 125 -10              |
| S1495-12       | 123 -34              |
| S1495-12-      | 126 - 8              |
| S1495-16       | 185 -43              |
| S1495-4        | 1 -33                |
| S1495-4        | 176 - 7              |
| S1495-4        | 178 - 9              |
| S1495-4        | 178 -10              |
| S1495-4        | 179 -19              |
| S1495-4        | 179 -20              |
| S1495-4        | 180 -11              |
| S1495-4        | 181 -10              |
| S1495-4        | 182 -22              |
| S1495-4        | 182 -23              |

| PART NUMBER | FIGURE AND INDEX NO. |
|-------------|----------------------|
| S1495-4     | 183 -24              |
| S1495-4     | 183 -25              |
| S1495-4     | 183 -26              |
| S1495-4     | 184 -17              |
| S1495-4     | 184 -18              |
| S1495-4     | 184 -19              |
| S1495-4     | 184 -20              |
| S1495-4     | 184 -21              |
| S1495-4     | 184 -22              |
| S1495-4     | 185 -14              |
| S1495-4     | 185 -14A             |
| S1495-4     | 185 -14B             |
| S1495-4-    | 177 -17              |
| S1495-6     | 1 -33                |
| S1495-6     | 153 -34              |
| S1495-6     | 166 - 4              |
| S1495-6     | 167 - 4              |
| S1495-6     | 168 - 4              |
| S1495-6     | 168 - 4              |
| S1495-6     | 168 - 6              |
| S1495-6     | 178 - 4              |
| S1495-6     | 178 - 5              |
| S1495-6     | 178 - 8              |
| S1495-6     | 178 -22              |
| S1495-6     | 179 -21              |
| S1495-6     | 179 -22              |
| S1495-6     | 179 -30              |
| S1495-6     | 180 - 3              |
| S1495-6     | 182 -20              |
| S1495-6     | 182 -21              |
| S1495-6     | 182 -24              |
| S1495-6     | 183 -22              |
| S1495-6     | 183 -23              |
| S1495-6     | 183 -27              |
| S1495-6     | 183 -28              |
| S1495-6     | 183 -29              |
| S1495-6     | 184 -11              |
| S1495-6     | 184 -12              |
| S1495-6     | 184 -13              |
| S1495-6     | 184 -14              |
| S1495-6     | 184 -15              |
| S1495-6     | 184 -16              |
| S1495-6     | 184 -64              |
| S1495-6     | 185 -11              |
| S1495-6     | 185 -12              |
| S1495-6     | 185 -13              |
| S1495-6     | 185 -13A             |
| S1495-6     | 185 -13A             |
| S1495-6     | 185 -36              |
| S1495-6-    | 165 - 4              |
| S1495-6-    | 177 - 3              |
| S1495-6-    | 178 -27              |
| S1495-8     | 1 -33                |
| S1495-8     | 180 - 7              |
| S1495-8     | 180 -24              |
| S1495-8     | 180 -25              |
| S1495-8     | 180 -30              |
| S1495-8     | 180 -34              |
| S1495-8     | 180 -35              |
| S1495-8     | 181 - 3              |
| S1495-8     | 181 - 6              |
| S1495-8     | 181 -25              |
| S1495-8     | 181 -28              |
| S1495-8     | 181 -31              |
| S1495-8     | 182 -48              |
| S1495-8     | 183 -54              |
| S1495-8     | 183 -55              |
| S1495-8     | 183 -57              |
| S1495-8     | 184 -66              |
| S1495-8     | 184 -67              |
| S1495-8     | 184 -69              |
| S1495-8-    | 177 - 7              |
| S1495-8-    | 177 -12              |
| S1495-8-    | 182 -45              |

| PART NUMBER  | FIGURE AND INDEX NO. |
|--------------|----------------------|
| S1495-8-     | 182 -46              |
| S1497-4      | 178 -34              |
| S1497-4      | 179 -24              |
| S1497-4      | 182 -25B             |
| S1497-4      | 183 -33              |
| S1497-4      | 184 -33              |
| S1497-4      | 184 -33              |
| S1497-4      | 184 -33              |
| S1497-4      | 185 -16              |
| S1497-4      | 185 -16              |
| S1497-6      | 178 -33              |
| S1497-6      | 179 -23              |
| S1497-6      | 182 -25A             |
| S1497-6      | 183 -32              |
| S1497-6      | 183 -53              |
| S1497-6      | 184 -34              |
| S1497-6      | 184 -65              |
| S1497-6      | 185 -15              |
| S1497-6      | 185 -15              |
| S1499-6LL    | 183 -52              |
| S1499-6LL-   | 182 -44              |
| S1500        | 2 -71                |
| S1500        | 3 -64                |
| S1501-1      | 202 - 5              |
| S1505-3      | 203 - 5              |
| S1517-6      | 125 -55              |
| S1517-8      | 123 -38              |
| S1539B4      | 87 -52               |
| S1539D4      | 87 -52               |
| S1539J4      | 87 -52               |
| S1539K4      | 87 -52               |
| S1539M4      | 87 -52               |
| S1540-2      | 97 -18               |
| S1558-1      | 102 -69              |
| S1558-1      | 103 -70              |
| S1558-1      | 104 -57              |
| S1558-1      | 105 -62              |
| S1558-1      | 106 -62              |
| S1558-1      | 106 -64              |
| S1558-1      | 159 -52              |
| S1573-3      | 169 -29              |
| S1573-3      | 170 - 4              |
| S1579-1      | 190 - 2A             |
| S1588-1      | 16 -18               |
| S1588-1      | 17 -18               |
| S1590-4A     | 33 -55               |
| S1591-2      | 165 - 7              |
| S1591-2      | 166 - 7              |
| S1591-2      | 167 - 7              |
| S1591-2      | 168 -10              |
| S1592-2A     | 151 - 8              |
| S1596-60     | 103 -69              |
| S1596-60     | 104 -77              |
| S1596-60     | 105 -86              |
| S1596-60     | 106 -90B             |
| S1597-1-37.5 | 123 -47              |
| S1597-1-37.5 | 191 -42              |
| S1600        | 2 -71                |
| S1600        | 3 -64                |
| S1601-26     | 124 -15              |
| S1601-36     | 125 - 6              |
| S1605-3      | 102 -29              |
| S1605-3      | 103 -39              |
| S1605-6      | 105 -55              |
| S1605-6      | 123 -30              |
| S1605-8      | 104 -48              |
| S1605-8      | 105 -55              |
| S1605-8      | 106 -50              |
| S1605-8      | 123 -30              |
| S1611-1      | 1 -34                |
| S1611-1      | 49 -99               |
| S1611-1      | 49 -99               |
| S1613-3-75   | 68 -39               |
| S1613-3-75   | 72 -45               |

| PART NUMBER | FIGURE AND INDEX NO. | PART NUMBER | FIGURE AND INDEX NO. | PART NUMBER | FIGURE AND INDEX NO. |
|-------------|----------------------|-------------|----------------------|-------------|----------------------|
| S1613-3-75  | 73 -40               | S1707-60    | 103 -69              | S1752-2     | 104 -73              |
| S1613-3-75  | 76 -40               | S1710-1     | 144 -45B             | S1760-1     | 103 -66              |
| S1614       | 1 -45                | S1710-1     | 151 -16              | S1760-1     | 104 -63              |
| S1615-6     | 182 -19              | S1711-1     | 123 -71              | S1760-1     | 104 -64              |
| S1618C3     | 87 -52               | S1711-1     | 125 -50              | S1760-1     | 104 -65              |
| S1618D3     | 87 -52               | S1713-1     | 2 -42B               | S1760-1     | 104 -66              |
| S1618D3     | 87 -52               | S1713-1     | 3 - 9                | S1760-1     | 152 - 7              |
| S1618F3     | 87 -52               | S1714-1     | 2 -42A               | S1760-1     | 152 -30              |
| S1618H3     | 87 -52               | S1714-1     | 3 - 8                | S1760-1     | 153 - 7              |
| S1618J3     | 87 -52               | S1728-1     | 139 -29              | S1760-1     | 153 -29              |
| S1618K3     | 87 -52               | S1746AA13   | 108 -41              | S1760-3     | 104 -59              |
| S1618M3     | 87 -52               | S1746AA13   | 108 -41              | S1771-1     | 104 -70              |
| S1622C3     | 95 -20               | S1746A13    | 108 -41              | S1771-1     | 105 -68              |
| S1622D3     | 95 -20               | S1746BB13   | 108 -41              | S1771-1     | 106 -72              |
| S1622D3     | 95 -20               | S1746B13    | 108 -41              | S1776-1     | 33 -47               |
| S1622F3     | 95 -20               | S1746B13    | 108 -41              | S1776-3     | 33 -47               |
| S1622H3     | 95 -20               | S1746B13    | 108 -41              | S1777-3     | 104 -69              |
| S1622J3     | 95 -20               | S1746B13    | 108 -41              | S1777-3     | 105 -70              |
| S1622K3     | 95 -20               | S1746B5     | 98 -20               | S1777-3     | 106 -73              |
| S1622M3     | 95 -20               | S1746CC13   | 108 -41              | S1777-4     | 104 -69              |
| S1628-027   | 66 - 4B              | S1746C13    | 108 -41              | S1777-4     | 105 -70              |
| S1628-329   | 57 -21               | S1746C5     | 97 -17               | S1791-1     | 152 - 5              |
| S1628-329   | 58 -26               | S1746D013   | 108 -41              | S1791-1     | 152 -28              |
| S1631-8     | 78 -17               | S1746D13    | 95 -20               | S1791-1     | 153 - 5              |
| S1635-1     | 1 -35                | S1746D13    | 95 -20               | S1791-1     | 153 -27              |
| S1635-2     | 1 -35                | S1746D2     | 88 -56               | S1792       | 152 - 3              |
| S1635-3     | 1 -35                | S1746D5     | 97 -17               | S1792       | 152 -26              |
| S1636-1     | 1 -36                | S1746D5     | 97 -17               | S1793-1     | 152 -15              |
| S1636-2     | 1 -36                | S1746F13    | 108 -41              | S1793-1     | 152 -44              |
| S1636-3     | 1 -36                | S1746F5     | 97 -17               | S1793-1     | 153 -15              |
| S1637-1     | 1 -37                | S1746F5     | 98 -20               | S1793-2     | 152 -22              |
| S1637-2     | 1 -38                | S1746G13    | 108 -41              | S1793-2     | 153 -21              |
| S1638-1     | 1 -39                | S1746G5     | 98 -20               | S1794-1     | 151 - 5              |
| S1638-1     | 201 - 8              | S1746H13    | 108 -41              | S1794-1     | 152 -14              |
| S1638-1     | 201 -15              | S1746H5     | 97 -17               | S1794-1     | 152 -54              |
| S1638-2     | 1 -40                | S1746H5     | 98 -20               | S1794-1     | 153 -14              |
| S1638-2     | 201 -13              | S1746J13    | 95 -20               | S1794-1     | 153 -53              |
| S1638-2     | 201 -23              | S1746J2     | 88 -56               | S18-30      | 147 - 7              |
| S1638-2     | 201 -23              | S1746J5     | 97 -17               | S1800-1     | 152 - 4              |
| S1640-12    | 1 -41                | S1746K13    | 95 -20               | S1800-1     | 152 -11              |
| S1640-15    | 1 -41                | S1746K2     | 88 -56               | S1800-1     | 152 -12              |
| S1640-6     | 1 -41                | S1746K5     | 97 -17               | S1800-1     | 152 -13              |
| S1640-9     | 1 -41                | S1746L13    | 108 -41              | S1800-1     | 152 -16              |
| S1641-12    | 1 -42                | S1746M13    | 95 -20               | S1800-1     | 152 -17              |
| S1641-15    | 1 -42                | S1746M2     | 88 -56               | S1800-1     | 152 -18              |
| S1641-6     | 1 -42                | S1746M5     | 97 -17               | S1800-1     | 152 -21              |
| S1641-9     | 1 -42                | S1746P13    | 95 -20               | S1800-1     | 152 -27              |
| S1646-1     | 138 -17              | S1746P2     | 88 -56               | S1800-1     | 152 -35              |
| S1651B1     | 95 -20               | S1746R13    | 95 -20               | S1800-1     | 152 -36              |
| S1651D1     | 95 -20               | S1746R2     | 88 -56               | S1800-1     | 152 -37              |
| S1651J1     | 95 -20               | S1746S13    | 95 -20               | S1800-1     | 152 -38              |
| S1651K1     | 95 -20               | S1746S2     | 88 -56               | S1800-1     | 152 -39              |
| S1651M1     | 95 -20               | S1746T13    | 95 -20               | S1800-1     | 152 -40              |
| S1656-4     | 2 - 4A               | S1746T13    | 108 -41              | S1800-1     | 152 -41              |
| S1660-1     | 190 -20              | S1746T2     | 88 -56               | S1800-1     | 152 -53              |
| S1660-1     | 190 -37              | S1746T5     | 98 -20               | S1800-1     | 153 - 4              |
| S1660-1     | 191 - 3              | S1746U13    | 108 -41              | S1800-1     | 153 -11              |
| S1660-1     | 191 -20              | S1746V13    | 95 -20               | S1800-1     | 153 -12              |
| S1660-1     | 191 -24              | S1746V2     | 88 -56               | S1800-1     | 153 -13              |
| S1661-1     | 102 -70              | S1746V5     | 98 -20               | S1800-1     | 153 -16              |
| S1661-1     | 103 -71              | S1746W13    | 95 -20               | S1800-1     | 153 -17              |
| S1661-1     | 104 -70              | S1746W13    | 108 -41              | S1800-1     | 153 -18              |
| S1661-1     | 105 -68              | S1746W13    | 108 -41              | S1800-1     | 153 -20              |
| S1661-1     | 159 -53              | S1746W13    | 108 -41              | S1800-1     | 153 -26              |
| S1661-2     | 105 -68              | S1746W2     | 88 -56               | S1800-1     | 153 -38              |
| S1661-2     | 106 -72              | S1746W5     | 98 -20               | S1800-1     | 153 -39              |
| S1668-1     | 190 -31              | S1746Y13    | 95 -20               | S1800-1     | 153 -43              |
| S1668-1     | 191 -29              | S1746Y2     | 88 -56               | S1800-1     | 153 -44              |
| S1674-1     | 145 -18              | S1746Y5     | 98 -20               | S1800-1     | 153 -45              |
| S1675-1     | 145 -19              | S1746Z13    | 108 -41              | S1800-1     | 153 -46              |
| S1693-2     | 191 -21A             | S1752-1     | 104 -60              | S1800-1     | 153 -52              |
| S1701-1     | 152 -46              | S1752-1     | 104 -60              | S1801-10    | 152 -42              |
| S1701-1     | 152 -47              | S1752-1     | 166 -54              | S1801-9     | 152 -43              |
| S1704-1     | 94 -77               | S1752-2     | 103 -63              | S1801-9     | 153 -47              |





| PART NUMBER | FIGURE AND INDEX NO. |
|-------------|----------------------|
| S1802-1     | 152 -48              |
| S1802-1     | 153 -50              |
| S1802-2     | 152 -49              |
| S1803-2     | 153 -42              |
| S1805-1     | 153 -40              |
| S1807-1     | 191 -21A             |
| S1807-1     | 191 -24A             |
| S1807-2     | 191 - 4              |
| S1809-1     | 109 - 2              |
| S1819-3     | 20 -12               |
| S1823-3     | 55 -13               |
| S1823-3     | 56 -13               |
| S1824-1     | 106 -82              |
| S1824-1     | 161 -28              |
| S1825-1     | 152 -48              |
| S1825-1     | 153 -50              |
| S1826-2     | 153 -36              |
| S1828-3     | 153 -40              |
| S1828-4     | 153 -37              |
| S1828-4     | 153 -42              |
| S1831-1     | 193 -11              |
| S1831-1     | 194 - 9              |
| S1831-1     | 195 -15              |
| S1834-1     | 139 -15A             |
| S1834-2     | 139 -15D             |
| S1843-1     | 105 -88              |
| S1843-1     | 106 -91A             |
| S1846DG6L   | 168 - 2              |
| S1853-1     | 123 -64              |
| S1853-2     | 121 -19              |
| S1853-2     | 126 -23              |
| S1860-2A    | 11 -12               |
| S1862-1A    | 22 -18               |
| S1862-1A    | 22 -20               |
| S1862-1A    | 22 -21C              |
| S1862-1A    | 23 -16               |
| S1862-1A    | 107 -16              |
| S1862-1A    | 107 -27              |
| S1862-2     | 6 -48                |
| S1862-2     | 8 -45                |
| S1862-2     | 9 -49                |
| S1862-2     | 31 -46               |
| S1862-2     | 33 -52               |
| S1862-2A    | 49 -97A              |
| S1863-2A    | 107 -15              |
| S1863-2A    | 107 -26              |
| S1863-3     | 7 - 5                |
| S1863-3     | 9 - 5                |
| S1863-3     | 11 - 4               |
| S1863-3     | 22 - 6A              |
| S1863-3     | 22 - 7A              |
| S1863-3     | 29 -39               |
| S1863-3     | 30 -46               |
| S1863-3     | 31 -46               |
| S1863-3     | 33 -53               |
| S1863-3     | 34 -29A              |
| S1863-3     | 35 -30               |
| S1863-3     | 40 -24               |
| S1863-3     | 137 - 3              |
| S1863-3     | 137 -11              |
| S1863-3A    | 6 -21                |
| S1863-3A    | 8 -17                |
| S1863-3A    | 31 -46               |
| S1863-3A    | 33 -54               |
| S1863-3A    | 39 -11               |
| S1863-3A    | 41 -35               |
| S1863-3A    | 42 -11               |
| S1863-3A    | 49 -97               |
| S1863-4     | 41 -34               |
| S1865-1     | 105 -82              |
| S1876-1     | 193 -18              |
| S1876-1     | 194 -17              |
| S1876-1     | 195 -22              |
| S1878-1     | 51 -16               |

| PART NUMBER | FIGURE AND INDEX NO. |
|-------------|----------------------|
| S1878-1     | 84 -41               |
| S1878-1     | 84 -44               |
| S1878-1     | 85 -29               |
| S1878-1     | 85 -35               |
| S1880-2     | 193 -26              |
| S1881-1     | 73 - 4               |
| S1881-1     | 75 - 5               |
| S1881-1     | 76 - 3               |
| S1891-10    | 165 - 5              |
| S1891-10    | 166 - 5              |
| S1891-6     | 167 - 5              |
| S1891-6     | 168 - 5              |
| S1891-6     | 168 - 7              |
| S1895-1     | 107 -21              |
| S1895-1     | 107 -28              |
| S1898-2     | 83 - 3               |
| S1914-11    | 96 - 7               |
| S1914-8     | 87 - 9               |
| S1914-8     | 87 -35               |
| S1914-8     | 88 - 9               |
| S1914-8     | 88 -36               |
| S1914-8     | 89 - 9               |
| S1914-8     | 89 -34               |
| S1914-8     | 90 -73               |
| S1914-8     | 91 - 7               |
| S1914-8     | 92 -20               |
| S1914-8     | 93 -89               |
| S1914-8     | 94 -80               |
| S1917-1     | 190 -38              |
| S1917-1     | 191 -59              |
| S1933-1     | 73 - 4               |
| S1933-1     | 75 - 5               |
| S1933-1     | 76 - 3               |
| S1938-1     | 24 -48               |
| S1948-2     | 82 -31               |
| S1948-2     | 93 -18               |
| S1948-2     | 83 -19               |
| S1948-2     | 83 -20               |
| S1948-2     | 83 -31               |
| S1948-2-1   | 1 -47                |
| S1948-2-10  | 1 -47                |
| S1948-2-11  | 1 -47                |
| S1948-2-12  | 1 -47                |
| S1948-2-13  | 1 -47                |
| S1948-2-14  | 1 -47                |
| S1948-2-15  | 1 -47                |
| S1948-2-16  | 1 -47                |
| S1948-2-17  | 1 -47                |
| S1948-2-18  | 1 -47                |
| S1948-2-19  | 1 -47                |
| S1948-2-2   | 1 -47                |
| S1948-2-20  | 1 -47                |
| S1948-2-3   | 1 -47                |
| S1948-2-4   | 1 -47                |
| S1948-2-5   | 1 -47                |
| S1948-2-6   | 1 -47                |
| S1948-2-7   | 1 -47                |
| S1948-2-8   | 1 -47                |
| S1948-2-9   | 1 -47                |
| S1949-1     | 173 -12              |
| S1951-4T    | 123 -80              |
| S1957-2     | 84 -13               |
| S1957-2     | 85 -13               |
| S1957-2     | 93 -11               |
| S1959-1     | 204 - 8              |
| S1959-1     | 204 -21              |
| S1959-2     | 204 -13              |
| S1959-2     | 204 -25              |
| S1964-3     | 125 -57              |
| S1974-1     | 104 -60              |
| S1974-1     | 166 -54              |
| S1981-1     | 104 -63A             |
| S1981-1     | 104 -64A             |
| S1981-1     | 104 -65A             |

| PART NUMBER   | FIGURE AND INDEX NO. |
|---------------|----------------------|
| S1981-1       | 104 -66A             |
| S1981-1       | 152 - 7              |
| S1981-1       | 152 -30              |
| S1981-1       | 153 -29              |
| S1981-5       | 105 -69              |
| S1981-5       | 106 -71              |
| S1981-5       | 161 -55              |
| S1982-1       | 104 -73              |
| S1982-1       | 105 -65              |
| S1982-1       | 106 -66              |
| S1985-1       | 148 -50              |
| S1988-1       | 182 -38              |
| S1988-1       | 183 -46              |
| S1988-1       | 184 -58              |
| S1991-1       | 191 -24              |
| S1994-1-1     | 104 -59A             |
| S1994-1-1     | 105 -89              |
| S1994-1-1     | 106 -91              |
| S1995-4       | 105 -90              |
| S1995-4       | 106 -91B             |
| S2013-2       | 93 -64A              |
| S2013-2       | 94 -33               |
| S2013-2       | 94 -58               |
| S2013L2       | 93 -33A              |
| S2014-2       | 93 -33A              |
| S2014-2       | 93 -64A              |
| S2014-2       | 94 -33               |
| S2014-2       | 94 -58               |
| S202R         | 82 -39               |
| S202RB        | 1 -16                |
| S202RB        | 4 -59                |
| S202RB        | 52 -12               |
| S202VM        | 1 -16                |
| S2024-1       | 139 -11              |
| S2029-1       | 108 - 3              |
| S2066-1       | 161 -53              |
| S2071-1       | 161 -58              |
| S2074-1       | 108 - 3B             |
| S2074-1       | 108 - 3C             |
| S2076-1       | 108 - 3H             |
| S2080-1       | 108 -46              |
| S2081-1       | 108 -44              |
| S2081-2       | 108 -43              |
| S2081-4       | 108 -49              |
| S2081-5       | 108 -46A             |
| S2091-5       | 105 -90              |
| S2091-5       | 106 -91B             |
| S2092-1       | 1 -49                |
| S2092-1       | 85 -39               |
| S2092-2       | 1 -50                |
| S2092-3       | 1 -49                |
| S2092-3       | 106 -18A             |
| S2092-3       | 106 -23              |
| S2092-30      | 1 -50                |
| S2092-31      | 1 -49                |
| S2092-31      | 85 -41               |
| S2092-4       | 1 -50                |
| S2092-4       | 106 -30              |
| S2093-2       | 191 -41              |
| S2106-2       | 18 - 2               |
| S2107-1       | 18 - 1               |
| S2108-1       | 73 -42B              |
| S2108-1       | 76 -31B              |
| S2108-2-17.00 | 197 - 4              |
| S2114-2       | 191 -41              |
| S2114-2       | 191 -41              |
| S2116-1       | 161 -53              |
| S2122-1       | 105 -86              |
| S2122-2       | 105 -86              |
| S2127-1-31.25 | 9 -12                |
| S2127-1-46.94 | 9 -11                |
| S2135-1       | 105 -54A             |
| S2135-1       | 106 -65              |
| S2138-1       | 68 - 3               |



illustrated parts catalog

MODEL 172 & P172

| PART NUMBER | FIGURE AND INDEX NO. |
|-------------|----------------------|
| S2160-1     | 105 -79              |
| S2160-1     | 105 -80              |
| S2160-1     | 105 -81              |
| S2160-1     | 105 -82              |
| S2160-1     | 106 -79              |
| S2160-1     | 106 -80              |
| S2160-1     | 106 -81              |
| S2160-1     | 106 -82              |
| S2160-4     | 105 -78              |
| S2160-4     | 106 -78              |
| S2160-5     | 105 -77              |
| S2160-5     | 106 -78              |
| S2161-1     | 106 -82              |
| S2161-2     | 106 -83              |
| S2191-8-4   | 55 -38               |
| S2191-8-4   | 68 -25               |
| S2195-1     | 73 -42A              |
| S2195-1     | 76 -31A              |
| S2198-3     | 141 -26              |
| S2209-1     | 185 -15A             |
| S2209-1     | 185 -37              |
| S2209-3     | 185 -30              |
| S2240AA103  | 108 -40              |
| S2240AA103  | 108 -40              |
| S2240AA108  | 108 -41              |
| S2240AA108  | 108 -41              |
| S2240AA201  | 108 - 3A             |
| S2240AA201  | 108 - 3A             |
| S2240A103   | 108 -40              |
| S2240A108   | 108 -41              |
| S2240A201   | 108 - 3A             |
| S2240BB103  | 108 -40              |
| S2240BB108  | 108 -41              |
| S2240BB201  | 108 - 3A             |
| S2240B103   | 108 -40              |
| S2240B103   | 108 -40              |
| S2240B103   | 108 -40              |
| S2240B103   | 108 -40              |
| S2240B108   | 108 -41              |
| S2240B108   | 108 -41              |
| S2240B108   | 108 -41              |
| S2240B108   | 108 -41              |
| S2240B201   | 108 - 3A             |
| S2240B201   | 108 - 3A             |
| S2240B201   | 108 - 3A             |
| S2240B201   | 108 - 3A             |
| S2240CC103  | 108 -40              |
| S2240CC108  | 108 -41              |
| S2240CC201  | 108 - 3A             |
| S2240C103   | 108 -40              |
| S2240C103   | 108 -40              |
| S2240C108   | 108 -41              |
| S2240C201   | 108 - 3A             |
| S2240DD103  | 108 -40              |
| S2240DD108  | 108 -41              |
| S2240DD201  | 108 - 3A             |
| S2240F103   | 108 -40              |
| S2240F108   | 108 -41              |
| S2240F201   | 108 - 3A             |
| S2240G108   | 108 -41              |
| S2240G201   | 108 - 3A             |
| S2240H103   | 108 -40              |
| S2240H108   | 108 -41              |
| S2240H201   | 108 - 3A             |
| S2240L103   | 108 -40              |
| S2240L108   | 108 -41              |
| S2240L201   | 108 - 3A             |
| S2240T103   | 108 -40              |
| S2240T108   | 108 -41              |
| S2240T201   | 108 - 3A             |
| S2240U103   | 108 -40              |
| S2240U108   | 108 -41              |
| S2240U201   | 108 - 3A             |
| S2240W103   | 108 -40              |

| PART NUMBER | FIGURE AND INDEX NO. |
|-------------|----------------------|
| S2240W103   | 108 -40              |
| S2240W103   | 108 -40              |
| S2240W108   | 108 -41              |
| S2240W108   | 108 -41              |
| S2240W108   | 108 -41              |
| S2240W201   | 108 - 3A             |
| S2240W201   | 108 - 3A             |
| S2240W201   | 108 - 3A             |
| S2240Z103   | 108 -40              |
| S2240Z108   | 108 -41              |
| S2240Z201   | 108 - 3A             |
| S225-1      | 4 -20                |
| S225-1      | 27 - 8               |
| S225-3      | 20 -35               |
| S226-3      | 28 -31               |
| S226-3      | 29 -27               |
| S226-3      | 30 -36               |
| S237-2      | 10 -12               |
| S237-2      | 11 -14               |
| S237-2      | 11 -14               |
| S237-2      | 14 - 7               |
| S237-2      | 15 - 8               |
| S237-2      | 31 -36               |
| S237-2      | 32 -21               |
| S237-2      | 49 -96               |
| S237-4      | 20 -33               |
| S272-17     | 163 -13              |
| S272-17     | 187 -46              |
| S272-207    | 166 -28              |
| S272-207    | 167 -30              |
| S272-207    | 168 -43              |
| S272-207    | 171 - 3              |
| S272-209    | 171 -15              |
| S272-215    | 171 -18              |
| S290D1032   | 139 -15C             |
| S290D832    | 4 -51                |
| S290D832    | 4 -61                |
| S290D832    | 4 -66                |
| S292-1      | 1 -17                |
| S292-11     | 1 -17                |
| S292-12     | 1 -17                |
| S292-12     | 167 -12A             |
| S292-12     | 167 -12B             |
| S292-12-    | 168 -21              |
| S292-14     | 1 -17                |
| S292-16     | 1 -17                |
| S292-2      | 1 -17                |
| S292-28     | 1 -17                |
| S292-3      | 1 -17                |
| S292-4      | 1 -17                |
| S292-5      | 1 -17                |
| S292-6      | 1 -17                |
| S292-8      | 1 -17                |
| S292-8      | 161 -29              |
| S327-2      | 33 -21               |
| S329        | 4 -19                |
| S330-2      | 14 - 9               |
| S330-2      | 15 -10               |
| S338-7      | 47 -14               |
| S339-P2     | 47 -14               |
| S347-1      | 31 -38               |
| S347-1      | 32 -46               |
| S347-1      | 33 -47               |
| S350        | 16 -17               |
| S350        | 17 -18               |
| S351        | 122 -13              |
| S351        | 123 -44              |
| S351        | 124 -43              |
| S354-3      | 43 -13               |
| S372-2      | 35 -56               |
| S378-1      | 157 -11              |
| S378-1      | 188 -12              |
| S378-1L     | 142 -55              |
| S378-1L     | 143 -46              |

| PART NUMBER   | FIGURE AND INDEX NO. |
|---------------|----------------------|
| S378-1L       | 144 -51              |
| S378-1L       | 156 -12              |
| S378-1L       | 157 -15              |
| S378-1L       | 159 -10              |
| S378-2        | 158 -21              |
| S378-2        | 158 -25              |
| S378-2        | 158 -29              |
| S378-2        | 158 -39              |
| S378-2        | 159 - 5              |
| S378-3        | 155 -17              |
| S378-3L       | 149 -54              |
| S378-3L       | 150 -38              |
| S378-3L       | 154 -18              |
| S378-3L       | 154 -22              |
| S378-3L       | 154 -26              |
| S378-3L       | 155 -18              |
| S378-3L       | 155 -22              |
| S378-3L       | 160 -19              |
| S378-4        | 148 -10              |
| S378-4        | 149 -12              |
| S378-4        | 149 -17              |
| S378-4        | 149 -24              |
| S378-4        | 149 -29              |
| S378-4        | 149 -33              |
| S378-4        | 149 -37              |
| S378-4        | 149 -42              |
| S378-4        | 150 - 3              |
| S378-4        | 150 - 8              |
| S378-4        | 150 -13              |
| S378-4        | 150 -17              |
| S378-4        | 150 -21              |
| S378-4        | 150 -26              |
| S378-4        | 158 -44              |
| S378-4        | 160 -14              |
| S394          | 149 -47              |
| S394          | 150 -31              |
| S394          | 158 -34              |
| S430-1        | 161 -41              |
| S51-10        | 1 -15                |
| S51-12        | 1 -15                |
| S51-16        | 1 -15                |
| S51-32        | 1 -15                |
| S51-4         | 1 -15                |
| S51-6         | 1 -15                |
| S51-6         | 53 -12               |
| S51-8         | 1 -15                |
| S53K24T       | 140 -19              |
| S85           | 151 -21              |
| TA3-71609     | 172 -26              |
| T55288        | 187 -47              |
| UA526361-1    | 187 -21              |
| V3L-3-09      | 159 -43              |
| WRM10         | 200 -10              |
| WRM15         | 200 -13              |
| WRM20         | 200 -12              |
| WRM25         | 200 - 9              |
| WRM30         | 200 -11              |
| WRM39         | 200 -15              |
| WRM44-12      | 200 -14              |
| W98292-180    | 117 -27              |
| W98292-180    | 118 -43              |
| W98292-180    | 119 -35              |
| W98292-2-180  | 115 -33              |
| W98292-2-180  | 116 -29              |
| W98292-2180   | 121 -41              |
| XH99608-F1099 | 102 -18              |
| XH99608F1099  | 84 -18               |
| XH99608F1099  | 85 -17               |
| XS49306-K110  | 82 -10A              |
| ZR075-11.5    | 201 -26              |
| 01            | 108 -72              |
| 0300C         | 125 - 1              |
| 0300D         | 125 - 1              |
| 0300D         | 125 - 1              |

| PART NUMBER      | FIGURE AND INDEX NO. |
|------------------|----------------------|
| 0310196-12       | 145 - 6              |
| 0310196-12       | 187 -19              |
| 0310196-5        | 145 - 7              |
| 0310196-5        | 187 -20              |
| 0310293-14       | 25 - 1               |
| 0310293-2        | 25 - 1               |
| 0310295          | 25 - 2               |
| 0310297-1        | 25 - 3               |
| 0310298-1        | 25 - 4               |
| 0310332          | 25 - 7               |
| 0310352          | 25 - 6               |
| 0310352-1        | 25 - 6               |
| 0310362-5        | 25 -13               |
| 0310422          | 25 - 9               |
| 0310422-1        | 25 - 9               |
| 0311018-10       | 101 -26              |
| 0311018-11       | 100 -37              |
| 0311018-11       | 101 -25              |
| 0311018-12       | 100 -37              |
| 0311018-9        | 101 -25              |
| 0311038-2        | 99 - 7               |
| 0311038-2        | 102 -47              |
| 0311240-17       | 16 -23               |
| 0311240-17       | 16 -31               |
| 0311240-17       | 17 - 4               |
| 0311319-1        | 49 -60               |
| 0311319-1        | 80 -13               |
| 0311319-1        | 81 -20               |
| 0311319-2        | 49 -61               |
| 0311319-2        | 80 -13               |
| 0311360-4        | 16 - 7               |
| 0311360-4        | 17 -15               |
| 0311360-5        | 16 - 7A              |
| 0311360-5        | 17 -16               |
| 0311538-10       | 99 -10               |
| 0311538-10       | 100 -10              |
| 0311538-12       | 99 -10               |
| 0311538-12       | 100 -10              |
| 0311538-12       | 102 -45              |
| 0311538-12       | 165 -46              |
| 0311538-12       | 166 -54              |
| 0311623-1        | 80 -14               |
| 0311623-1        | 81 -21               |
| 0311752-16       | 28 -33               |
| 0311777          | 99 - 8               |
| 0312155-10       | 190 -17              |
| 0312155-10       | 191 -17              |
| 0312155-10       | 192 - 5              |
| 0312155-10       | 205 - 5              |
| 0320E2D-ENPL3107 | 123 - 1              |
| 0320E2D-ENPL4090 | 123 - 1              |
| 0334128          | 26 -53               |
| 0334128-3        | 26 -53               |
| 0400123-1        | 82 -32               |
| 0400123-1        | 83 -32               |
| 0400135-1        | 2 -54                |
| 0400202-2        | 2 -57                |
| 0400202-3        | 2 -58                |
| 0400210-1        | 2 -68                |
| 0400210-1        | 3 -24                |
| 0400210-1        | 103 -30              |
| 0400210-1        | 104 -32              |
| 0400210-2        | 3 -24                |
| 0400210-2        | 105 -96              |
| 0400210-2        | 106 -95A             |
| 0400213-4        | 108 -68              |
| 0400213-5        | 108 -67              |
| 0404013-1        | 3 -41                |
| 0405002-3        | 2 -63                |
| 0405018-1        | 3 -45                |
| 0405018-2        | 3 -46                |
| 0405020-2        | 3 -50                |
| 0405022-2        | 3 -51                |
| 0405027-1        | 3 -54                |

| PART NUMBER | FIGURE AND INDEX NO. |
|-------------|----------------------|
| 0405027-3   | 3 -55                |
| 0405027-5   | 3 -56                |
| 0405027-6   | 3 -57                |
| 0405028-1   | 3 -58                |
| 0405028-3   | 3 -58                |
| 0405029-1   | 3 -59                |
| 0405029-2   | 3 -59                |
| 0409007-2   | 159 -51              |
| 0409007-4   | 159 -44              |
| 0411030-5   | 84 - 4               |
| 0411030-5   | 85 - 4               |
| 0411030-6   | 84 - 3               |
| 0411030-6   | 85 - 3               |
| 0411047     | 147 - 8              |
| 0411051     | 149 - 6              |
| 0411051-4   | 149 - 8              |
| 0411059-1   | 101 - 1              |
| 0411059-1   | 102 -13              |
| 0411059-1   | 104 -27              |
| 0411059-3   | 103 -15              |
| 0411059-3   | 105 -21              |
| 0411059-4   | 201 -19              |
| 0411099-3   | 107 -10              |
| 0411129     | 34 - 5               |
| 0411129     | 35 - 5               |
| 0411174-3   | 30 -11               |
| 0411185-7   | 73 -41               |
| 0411185-9   | 72 -46               |
| 0411185-9   | 73 -41               |
| 0411221-4   | 147 - 1              |
| 0411232     | 149 -14              |
| 0411255     | 147 -11              |
| 0411257     | 147 -14              |
| 0411257     | 148 -24              |
| 0411257     | 148 -43              |
| 0411293     | 84 -25               |
| 0411306-13  | 145 -22              |
| 0411306-14  | 145 -21              |
| 0411307     | 145 - 8              |
| 0411307     | 145 -37              |
| 0411326-4   | 147 -17              |
| 0411419     | 156 - 6              |
| 0411420     | 38 - 7               |
| 0411420     | 157 - 9              |
| 0411421-2   | 154 -29              |
| 0411422     | 156 - 9              |
| 0411447     | 28 -27               |
| 0411523     | 156 -23              |
| 0411523     | 157 -25              |
| 0411524     | 156 -25              |
| 0411524     | 157 -28              |
| 0411549     | 145 -15              |
| 0411550     | 145 -14              |
| 0411552     | 77 - 6               |
| 0411552-2   | 77 - 6               |
| 0411557     | 77 -11               |
| 0411559     | 77 -17               |
| 0411562     | 145 -25              |
| 0411563     | 145 -40              |
| 0411564     | 145 -33              |
| 0411564-3   | 145 -34              |
| 0411565     | 145 -24              |
| 0411567-2   | 77 - 8               |
| 0411573-1   | 145 -41              |
| 0411575-11  | 77 -19               |
| 0411576     | 72 -26               |
| 0411576     | 74 -21               |
| 0411582     | 44 -18               |
| 0411590-1   | 79 -                 |
| 0411590-3   | 79 - 4               |
| 0411591     | 79 - 3               |
| 0411592-1   | 79 - 5               |
| 0411665     | 79 - 1               |
| 0411680     | 28 - 4               |

| PART NUMBER | FIGURE AND INDEX NO. |
|-------------|----------------------|
| 0411680     | 29 - 4               |
| 0411680     | 49 -33               |
| 0411778-2   | 145 -30              |
| 0411778-3   | 145 - 4              |
| 0411783     | 144 -45D             |
| 0411783     | 151 -18              |
| 0411783     | 158 -36              |
| 0411840     | 84 -26               |
| 0411840     | 84 -26               |
| 0411851     | 72 -36               |
| 0411851     | 73 -28               |
| 0411880     | 149 - 3              |
| 0411881     | 149 - 4              |
| 0411886     | 72 -27               |
| 0411886     | 74 -22               |
| 0411897-3   | 101 -24              |
| 0411897-3   | 101 -28              |
| 0411897-3   | 172 -44              |
| 0411897-3   | 186 -10              |
| 0412007-1   | 191 - 2              |
| 0412007-1   | 192 -16              |
| 0412007-8   | 123 -10A             |
| 0412007-9   | 190 -11              |
| 0412467     | 49 -90               |
| 0412467     | 52 - 6               |
| 0412496     | 34 - 9               |
| 0412496     | 35 - 9               |
| 0413028-10  | 162 - 8              |
| 0413028-4   | 162 - 9              |
| 0413028-8   | 162 - 9              |
| 0413028-9   | 162 - 9              |
| 0413126-10  | 101 -21              |
| 0413126-3   | 101 -22              |
| 0413138     | 193 -19              |
| 0413138     | 194 -18              |
| 0413138     | 195 -23              |
| 0413140-5   | 193 -24              |
| 0413140-5   | 194 -22              |
| 0413140-5   | 195 -27              |
| 0413141-1   | 193 - 6              |
| 0413141-1   | 194 - 8              |
| 0413141-1   | 195 -11              |
| 0413157     | 10 -14               |
| 0413163-11  | 138 - 8              |
| 0413163-11  | 139 - 8              |
| 0413163-18  | 138 - 7              |
| 0413163-18  | 139 - 7              |
| 0413163-201 | 139 - 3              |
| 0413163-202 | 139 - 3              |
| 0413163-207 | 139 - 3              |
| 0413163-208 | 139 - 3              |
| 0413163-23  | 138 - 3A             |
| 0413163-23  | 139 - 3              |
| 0413163-24  | 138 - 3A             |
| 0413163-24  | 139 - 3              |
| 0413163-43  | 138 - 8              |
| 0413163-43  | 139 - 8              |
| 0413163-7   | 138 - 6              |
| 0413163-7   | 139 - 6              |
| 0413163-8   | 138 - 5              |
| 0413163-8   | 139 - 5              |
| 0413163-9   | 138 - 5              |
| 0413163-9   | 139 - 5              |
| 0413179     | 2 - 1                |
| 0413195-3   | 72 -20               |
| 0413195-3   | 74 -23               |
| 0413195-5   | 78 -24               |
| 0413203     | 138 -11              |
| 0413203     | 139 -11              |
| 0413204-2   | 31 -52               |
| 0413204-3   | 31 -52               |
| 0413204-3   | 32 -34               |
| 0413204-3   | 33 -34               |
| 0413205-10  | 127 -11              |

| PART NUMBER | FIGURE AND INDEX NO. |
|-------------|----------------------|
| 0413205-10  | 190 -26              |
| 0413205-10  | 192 -13              |
| 0413205-12  | 127 -11              |
| 0413205-12  | 190 -12              |
| 0413213-10  | 148 -45              |
| 0413213-12  | 148 -45              |
| 0413213-17  | 148 -45              |
| 0413213-2   | 147 -24              |
| 0413213-20  | 148 -45              |
| 0413213-23  | 148 -45              |
| 0413216     | 147 -26              |
| 0413216     | 148 -47              |
| 0413216-4   | 147 -27              |
| 0413216-4   | 148 -48              |
| 0413216-6   | 148 -49              |
| 0413216-8   | 148 -49              |
| 0413228     | 138 -14              |
| 0413228     | 139 -14              |
| 0413228     | 139 -15F             |
| 0413233     | 138 - 1              |
| 0413233     | 139 - 1              |
| 0413235     | 82 -13               |
| 0413247     | 16 -18               |
| 0413247     | 17 -18               |
| 0413247     | 101 - 2              |
| 0413247     | 102 -16              |
| 0413247     | 103 -18              |
| 0413247     | 104 -30              |
| 0413247     | 105 -22              |
| 0413247     | 106 -22              |
| 0413257     | 138 - 9              |
| 0413257     | 139 - 9              |
| 0413307-13  | 54 - 7               |
| 0413307-18  | 53 -11               |
| 0413307-21  | 53 - 3               |
| 0413307-5   | 53 - 7               |
| 0413307-6   | 53 - 8               |
| 0413307-7   | 53 - 9               |
| 0413322-3   | 72 -35               |
| 0413323-4   | 72 -34               |
| 0413323-7   | 80 - 8               |
| 0413323-9   | 73 -26               |
| 0413347-1   | 138 -15              |
| 0413347-1   | 139 -15              |
| 0413354-1   | 53 - 7               |
| 0413372-5   | 148 -42              |
| 0413416-4   | 151 -22              |
| 0413483-1   | 162 - 1              |
| 0413484-10  | □ 83 - 4             |
| 0413484-11  | □ 202 - 3            |
| 0413484-12  | □ 83 - 4             |
| 0413484-13  | □ 202 - 3            |
| 0413484-2   | □ 82 -11             |
| 0413484-4   | □ 202 - 3            |
| 0413484-8   | □ 83 - 4             |
| 0413484-9   | □ 202 - 3            |
| 0413485-1   | 162 - 8              |
| 0413485-2   | 162 - 8              |
| 0413495-1   | 30 - 5               |
| 0413495-1   | 194 -19              |
| 0413495-1   | 195 -24              |
| 0413495-2   | 194 -20              |
| 0413495-2   | 195 -25              |
| 0413495-3   | 194 -21              |
| 0413495-3   | 195 -26              |
| 0413503-2   | 194 -12              |
| 0413503-8   | 195 -12              |
| 0413517-12  | 108 -63              |
| 0413517-13  | 108 -62              |
| 0413522-2   | 105 -12A             |
| 0413522-2   | 105 -28A             |
| 0413522-2   | 106 -18A             |
| 0413522-3   | 105 -28A             |
| 0413523-4   | 105 -21              |

| PART NUMBER | FIGURE AND INDEX NO. |
|-------------|----------------------|
| 0413523-4   | 105 -21              |
| 0413523-4   | 106 -22              |
| 0413527-4   | □ 105 -25            |
| 0413530-1   | 48 - 9               |
| 0413531-31  | □ 106 -24            |
| 0413531-4   | □ 105 -25            |
| 0413531-59  | □ 106 -24            |
| 0413532-2   | □ 105 -25            |
| 0414013-4   | 194 - 7              |
| 0414013-4   | 195 - 8              |
| 0414013-6   | □ 194 - 1            |
| 0414013-7   | □ 194 - 4            |
| 0414013-7   | □ 195 - 7            |
| 0414013-9   | □ 195 - 1            |
| 0414014-1   | 30 -11               |
| 0414014-2   | 30 -11               |
| 0414044-1   | 148 -52              |
| 0415010-1   | 108 - 3J             |
| 0417010-2   | 78 - 1               |
| 0422130     | 165 -54              |
| 0422130     | 166 -57              |
| 0422130     | 167 - 7A             |
| 0422130     | 168 -11A             |
| 0422229-11  | 12 -20               |
| 0422229-16  | 13 -22               |
| 0422229-3   | 12 -20               |
| 0422280     | 19 - 7               |
| 0422280     | 150 -51              |
| 0422291     | 10 - 3               |
| 0422291     | 11 - 3               |
| 0422292     | 10 - 9               |
| 0422292     | 11 - 8               |
| 0422292     | 162 - 7              |
| 0422344     | 31 -56               |
| 0422344     | 32 -47               |
| 0422344     | 33 -51               |
| 0422344     | 52 -16               |
| 0422356-1   | 151 -10              |
| 0422356-2   | 151 -10              |
| 0422357-1   | 151 -15              |
| 0422358-1   | 151 -14              |
| 0422406-1   | 13 -19               |
| 0422406-2   | 13 -19               |
| 0422411-1   | 13 -18               |
| 0422411-2   | 13 -18               |
| 0422412-1   | 13 -15               |
| 0422412-2   | 13 -15               |
| 0422414-1   | 13 -17               |
| 0422414-2   | 13 -17               |
| 0423006-21  | 4 -23                |
| 0423006-22  | 4 -23                |
| 0423007-1   | 4 -29                |
| 0423007-1   | 4 -36                |
| 0423008-4   | 6 -52                |
| 0423008-4   | 8 -48                |
| 0423008-5   | 6 -52                |
| 0423008-5   | 8 -48                |
| 0423008-8   | 6 -49                |
| 0423008-9   | 6 -49                |
| 0423542-6   | 196 - 5              |
| 0423564-1   | 4 -36                |
| 0423564-2   | 4 -36                |
| 0425134     | 165 -30              |
| 0426011-4   | 5 - 7                |
| 0426011-4   | 16 - 88              |
| 0426011-4   | 17 -16C              |
| 0426011-5   | 5 - 5                |
| 0426013-1   | 16 -26B              |
| 0426013-1   | 17 - 38              |
| 0426013-2   | 5 - 5                |
| 0426015-1   | 5 - 8                |
| 0426015-1   | 16 - 8               |
| 0426015-1   | 17 -16A              |
| 0426209-3   | 6 -44A               |

| PART NUMBER | FIGURE AND INDEX NO. |
|-------------|----------------------|
| 0426209-3   | 7 -43                |
| 0426209-3   | 8 -40A               |
| 0426209-3   | 9 -45                |
| 0432123     | 24 -31               |
| 0432126     | 24 -43               |
| 0432134-1   | 156 - 4              |
| 0432134-1   | 157 - 3              |
| 0432138-16  | 156 -10              |
| 0432138-16  | 157 -10              |
| 0432138-6   | 156 -28              |
| 0432138-6   | 157 -30              |
| 0432138-7   | 156 -11              |
| 0432155     | 24 -23               |
| 0433007     | 23 -18               |
| 0441130-2   | 67 -47               |
| 0441141-3   | 67 -33               |
| 0441141-4   | 67 -33               |
| 0441156-16  | 62 -                 |
| 0442017-3   | 57 - 9               |
| 0442017-3   | 58 - 9               |
| 0442017-7   | 57 - 9               |
| 0442017-7   | 58 - 3               |
| 0442506-1   | 57 -27A              |
| 0442506-1   | 58 -32A              |
| 0442506-2   | 57 -39A              |
| 0442506-2   | 58 -44A              |
| 0442506-8   | 57 -38B              |
| 0442506-8   | 58 -43B              |
| 0442506-9   | 57 -38D              |
| 0442506-9   | 58 -43D              |
| 0442512-1   | 65 -                 |
| 0450030-1   | 203 - 7              |
| 0450032-1   | 203 -14              |
| 0450033-1   | 203 -15              |
| 0450036-1   | 203 -29              |
| 0450191-1   | 124 -16              |
| 0450209     | 133 -39              |
| 0450209     | 136 -25              |
| 0450227-12  | 135 -69              |
| 0450227-15  | 135 -70              |
| 0450258     | 142 -26              |
| 0450262     | 133 - 3A             |
| 0450277-12  | 134 -58              |
| 0450277-13  | 134 -59              |
| 0450277-14  | 134 -60              |
| 0450277-15  | 134 -61              |
| 0450277-3   | 133 -40              |
| 0450277-3   | 136 -24              |
| 0450283     | 122 -19A             |
| 0450286     | 31 -50               |
| 0450286     | 32 -44               |
| 0450286     | 33 -45               |
| 0450286     | 39 -10               |
| 0450286     | 40 -17               |
| 0450286     | 41 - 8               |
| 0450286     | 42 -10               |
| 0450286-1   | 126 -36              |
| 0450311     | 169 -22              |
| 0450311-2   | 122 -21              |
| 0450311-2   | 123 -41              |
| 0450311-3   | 169 -45              |
| 0450311-3   | 170 -25              |
| 0450311-4   | 124 -32              |
| 0450311-5   | 122 -16              |
| 0450311-5   | 122 -31              |
| 0450311-5   | 122 -38              |
| 0450311-5   | 123 -76              |
| 0450311-5   | 124 -28              |
| 0450311-5   | 125 -41              |
| 0450311-5   | 138 -35              |
| 0450311-5   | 139 -42              |
| 0450311-5   | 140 -30              |
| 0450311-5   | 141 -10              |
| 0450314     | 11 -10               |

| PART NUMBER  | FIGURE AND INDEX NO. | PART NUMBER  | FIGURE AND INDEX NO. | PART NUMBER | FIGURE AND INDEX NO. |
|--------------|----------------------|--------------|----------------------|-------------|----------------------|
| 0450338-14   | 131 - 9              | 0500062-PA31 | 190 -11C             | 0500118-1   | 167 - 6              |
| 0450404-1    | 187 -47              | 0500062-PC7  | 190 -22              | 0500118-10  | 166 -46              |
| 0450404-200  | 163 -20              | 0500062-PC7  | 191 -22              | 0500118-100 | 186 - 4              |
| 0453003-1    | 40 -11               | 0500062-PC7  | 205 - 8              | 0500118-101 | 123 -17              |
| 0453003-1    | 41 - 9               | 0500062-PC8  | 190 -23              | 0500118-102 | 167 -42              |
| 0453003-11   | 40 -11B              | 0500084-1    | 2 -22                | 0500118-102 | 168 -72              |
| 0453003-11   | 41 - 9A              | 0500084-1    | 147 -29              | 0500118-105 | 122 -39              |
| 0453003-12   | 41 - 9A              | 0500085-1    | 2 -31                | 0500118-105 | 165 -47              |
| 0453003-9    | 40 -11A              | 0500085-2    | 2 -30                | 0500118-105 | 166 -55              |
| 0453003-9    | 41 -10               | 0500091-4    | 2 -27                | 0500118-105 | 168 -72              |
| 0470102-1    | 103 -69              | 0500103-101  | 84 -24               | 0500118-109 | 166 -50              |
| 0500037-2    | 192 -11              | 0500105-278  | 142 -14              | 0500118-109 | 168 -69              |
| 0500037-4    | 127 - 9              | 0500106-118  | 165 - 6              | 0500118-11  | 186 - 2              |
| 0500037-4    | 190 -25              | 0500106-177  | 165 -13              | 0500118-110 | 166 -52              |
| 0500038-1    | 192 -12              | 0500106-178  | 165 -11              | 0500118-110 | 168 -70              |
| 0500044-10   | 39 -21               | 0500106-178  | 166 -10              | 0500118-116 | 168 -18              |
| 0500044-10   | 40 -10               | 0500106-179  | 165 -10              | 0500118-117 | 168 -19              |
| 0500044-10   | 41 -12               | 0500106-179  | 166 -11              | 0500118-118 | 168 - 8              |
| 0500044-10   | 42 -22               | 0500106-182  | 142 - 6              | 0500118-119 | 168 - 9              |
| 0500044-11   | 39 -23               | 0500106-183  | 142 - 7              | 0500118-12  | 100 -27              |
| 0500044-11   | 42 -20               | 0500106-189  | 165 -13              | 0500118-122 | 184 -63              |
| 0500044-12   | 189 -10              | 0500106-194  | 142 -13              | 0500118-123 | 168 - 9              |
| 0500044-13   | 189 - 2              | 0500106-229  | 176 - 3              | 0500118-124 | 168 - 8              |
| 0500044-14   | 189 - 2              | 0500106-242  | 165 -42              | 0500118-126 | 68 -28               |
| 0500044-15   | 199 - 4              | 0500106-243  | 165 -44              | 0500118-126 | 144 - 1              |
| 0500044-16   | 189 - 4              | 0500106-261  | 161 -27              | 0500118-127 | 68 -28               |
| 0500044-17   | 189 - 3              | 0500106-281  | 67 -36               | 0500118-127 | 144 - 2              |
| 0500044-18   | 189 - 3              | 0500106-281  | 142 -16              | 0500118-128 | 144 - 4              |
| 0500044-19   | 189 - 5              | 0500106-282  | 67 -36               | 0500118-129 | 144 - 5              |
| 0500044-20   | 189 - 6              | 0500106-282  | 142 -17              | 0500118-29  | 166 -13              |
| 0500044-21   | 189 - 5              | 0500106-285  | 142 -20              | 0500118-29  | 167 -13              |
| 0500044-23   | 39 -22               | 0500106-294  | 126 -14              | 0500118-29  | 168 -25              |
| 0500044-23   | 40 - 7               | 0500106-300  | 174 - 1              | 0500118-30  | 166 -14              |
| 0500044-23   | 41 -13               | 0500106-302  | 174 -13              | 0500118-30  | 167 -14              |
| 0500044-23   | 42 -19               | 0500106-303  | 53 -14               | 0500118-30  | 168 -26              |
| 0500044-24   | 189 -17              | 0500106-304  | 166 -55              | 0500118-31  | 166 -38              |
| 0500044-25   | 189 -17              | 0500106-306  | 125 -23              | 0500118-31  | 168 -61              |
| 0500044-27   | 187 - 3              | 0500106-307  | 125 - 9              | 0500118-33  | 166 -15              |
| 0500044-28   | 187 - 4              | 0500106-308  | 165 -48              | 0500118-33  | 167 -15              |
| 0500044-29   | 187 - 5              | 0500106-309  | 124 -39              | 0500118-33  | 168 -27              |
| 0500044-3    | 189 - 9              | 0500106-309  | 124 -40              | 0500118-34  | 166 -16              |
| 0500044-30   | 187 - 6              | 0500106-309  | 165 -50              | 0500118-34  | 167 -16              |
| 0500044-31   | 187 - 7              | 0500106-310  | 165 -51              | 0500118-34  | 168 -28              |
| 0500044-32   | 187 - 8              | 0500106-313  | 174 - 3              | 0500118-37  | 182 -25              |
| 0500044-33   | 187 - 9              | 0500106-315  | 180 -33              | 0500118-37  | 183 -30              |
| 0500044-34   | 187 -10              | 0500106-344  | 165 -34              | 0500118-38  | 179 -25              |
| 0500044-35   | 39 -23               | 0500106-345  | 165 -38              | 0500118-38  | 183 -31              |
| 0500044-35   | 40 - 8               | 0500106-350  | 186 - 4              | 0500118-39  | 166 -46              |
| 0500044-35   | 41 -14               | 0500106-352  | 126 - 7              | 0500118-40  | 67 -36               |
| 0500044-37   | 40 -11B              | 0500106-364  | 180 -32              | 0500118-40  | 142 -17              |
| 0500044-37   | 41 - 9A              | 0500106-364  | 181 -30              | 0500118-41  | 67 -36               |
| 0500044-38   | 40 -11B              | 0500106-365  | 166 -50              | 0500118-41  | 142 -16              |
| 0500044-38   | 41 - 9A              | 0500106-365  | 167 -40              | 0500118-42  | 166 -10              |
| 0500044-4    | 189 - 9              | 0500106-366  | 156 -52              | 0500118-42  | 167 -10              |
| 0500044-5    | 189 - 8              | 0500106-366  | 167 -41              | 0500118-43  | 166 -11              |
| 0500044-6    | 189 - 1              | 0500106-378  | 182 -43              | 0500118-43  | 167 -11              |
| 0500044-7    | 189 - 7              | 0500106-378  | 183 -51              | 0500118-61  | 67 -36               |
| 0500044-8    | 189 - 7              | 0500106-378  | 184 -63              | 0500118-61  | 143 - 1              |
| 0500044-9    | 39 -20               | 0500106-379  | 67 -36               | 0500118-62  | 67 -36               |
| 0500044-9    | 40 - 9               | 0500106-379  | 142 -16              | 0500118-62  | 143 - 2              |
| 0500044-9    | 41 -11               | 0500106-380  | 67 -36               | 0500118-63  | 143 - 8              |
| 0500044-9    | 42 -21               | 0500106-380  | 142 -17              | 0500118-64  | 143 - 6              |
| 0500051-3    | 2 -32                | 0500106-53   | 161 - 1              | 0500118-65  | 143 - 9              |
| 0500051-4    | 2 -32                | 0500106-54   | 161 - 4              | 0500118-66  | 143 -12              |
| 0500052-1    | 99 -37               | 0500106-83   | 165 - 8              | 0500118-67  | 143 -11              |
| 0500053-1    | 100 -41              | 0500106-83   | 166 - 8              | 0500118-70  | 123 -31              |
| 0500062-DA10 | 191 -12              | 0500106-83   | 167 - 8              | 0500118-74  | 167 -38              |
| 0500062-DA12 | 190 -37              | 0500106-83   | 168 -12              | 0500118-74  | 168 -53              |
| 0500062-PA1  | 190 -11A             | 0500109-1    | 2 -20                | 0500118-75  | 167 -38B             |
| 0500062-PA1  | 192 -22              | 0500109-2    | 2 -20                | 0500118-75  | 168 -51              |
| 0500062-PA11 | 190 -11B             | 0500109-3    | 2 -21                | 0500118-76  | 67 -36               |
| 0500062-PA11 | 191 -10              | 0500109-3    | 147 -28              | 0500118-76  | 143 - 2              |
| 0500062-PA18 | 191 -23              | 0500110-1    | 2 -33                | 0500118-77  | 67 -36               |
| 0500062-PA23 | 191 -11              | 0500118-1    | 166 - 6              | 0500118-77  | 143 - 1              |



| PART NUMBER | FIGURE AND INDEX NO. |
|-------------|----------------------|
| 0500118-78  | 166 -59              |
| 0500118-78  | 167 -52              |
| 0500118-78  | 168 -78              |
| 0500118-80  | 167 - 6              |
| 0500118-84  | 143 - 1              |
| 0500118-85  | 143 - 2              |
| 0500118-86  | 143 - 8              |
| 0500118-86  | 144 -11              |
| 0500118-87  | 143 - 6              |
| 0500118-87  | 144 - 9              |
| 0500118-88  | 143 - 9              |
| 0500118-88  | 144 -12              |
| 0500118-89  | 143 -12              |
| 0500118-89  | 144 -15              |
| 0500118-90  | 143 -11              |
| 0500118-90  | 144 -14              |
| 0500118-91  | 143 - 1              |
| 0500118-92  | 143 - 2              |
| 0500118-93  | 166 -58              |
| 0500118-93  | 168 -68              |
| 0500118-95  | 167 -47              |
| 0500118-95  | 168 -58              |
| 0500118-96  | 103 -43              |
| 0500118-96  | 104 -56              |
| 0500118-96  | 105 -60              |
| 0500118-96  | 106 -61              |
| 0500118-96  | 123 -72              |
| 0500118-97  | 99 -27               |
| 0500118-97  | 186 - 2              |
| 0500118-98  | 165 -40              |
| 0500118-98  | 166 -46              |
| 0500118-98  | 168 -73              |
| 0500118-99  | 167 -43              |
| 0500118-99  | 168 -73              |
| 0500119-1   | 2 -25                |
| 0500119-2   | 2 -26                |
| 0500120-2   | 108 -19              |
| 0500124-1   | 2 -23                |
| 0500124-1   | 147 -31              |
| 0500124-2   | 2 -24                |
| 0500124-2   | 147 -30              |
| 0500125-1   | 2 -38                |
| 0500125-1   | 2 -48                |
| 0500125-29  | 2 -50                |
| 0500125-31  | 2 -51                |
| 0500125-4   | 2 -39                |
| 0500125-6   | 2 -41                |
| 0500127-1   | 2 -28                |
| 0500128-1   | 2 -34                |
| 0500130-1   | 2 -13                |
| 0500130-1   | 190 -18              |
| 0500130-1   | 192 - 7              |
| 0500210-105 | # 95 - 3             |
| 0500210-106 | # 84 -23A            |
| 0500210-106 | # 84 -23B            |
| 0500210-107 | # 95 - 4             |
| 0500210-108 | 82 -15               |
| 0500210-108 | 82 -15               |
| 0500210-108 | 83 - 9               |
| 0500210-111 | 82 - 6               |
| 0500210-111 | # 95 - 3             |
| 0500210-113 | # 95 -               |
| 0500210-114 | # 95 -23             |
| 0500210-115 | # 95 -23             |
| 0500210-116 | # 95 -33             |
| 0500210-117 | # 95 -32             |
| 0500210-12  | 82 - 7               |
| 0500210-122 | # 95 - 3             |
| 0500210-123 | # 95 - 3             |
| 0500210-125 | # 95 -               |
| 0500210-128 | # 88 -10             |
| 0500210-129 | # 88 -               |
| 0500210-130 | # 88 -               |
| 0500210-131 | 83 -11               |

| PART NUMBER | FIGURE AND INDEX NO. |
|-------------|----------------------|
| 0500210-132 | □ 82 -22             |
| 0500210-132 | □ 83 -17             |
| 0500210-135 | □ 82 -23             |
| 0500210-135 | □ 83 -19             |
| 0500210-139 | # 95 -               |
| 0500210-143 | # 95 -23             |
| 0500210-144 | # 95 -23             |
| 0500210-145 | # 95 - 3             |
| 0500210-146 | # 95 - 3             |
| 0500210-149 | # 88 -               |
| 0500210-15  | 84 -23               |
| 0500210-150 | 95 - 4A              |
| 0500210-151 | 95 - 4               |
| 0500210-152 | 95 -34               |
| 0500210-153 | 95 -34               |
| 0500210-154 | # 88 -16             |
| 0500210-155 | 88 -11               |
| 0500210-155 | 89 -11               |
| 0500210-156 | 88 -17               |
| 0500210-16  | 84 -22               |
| 0500210-162 | # 95 -               |
| 0500210-163 | # 95 -23             |
| 0500210-164 | # 95 -23             |
| 0500210-165 | # 95 - 3             |
| 0500210-166 | # 95 - 3             |
| 0500210-167 | 95 - 4               |
| 0500210-168 | 95 - 4A              |
| 0500210-17  | 82 -38               |
| 0500210-172 | # 95 -33             |
| 0500210-173 | # 88 -               |
| 0500210-177 | # 95 -32             |
| 0500210-178 | # 88 -10             |
| 0500210-20  | # 87 -               |
| 0500210-200 | # 87 - 1             |
| 0500210-201 | # 87 -14             |
| 0500210-202 | # 88 - 1             |
| 0500210-203 | # 88 -15             |
| 0500210-204 | # 88 -15             |
| 0500210-205 | # 88 - 1             |
| 0500210-206 | # 88 -15             |
| 0500210-207 | # 88 - 1             |
| 0500210-208 | # 88 -15             |
| 0500210-209 | # 88 - 1             |
| 0500210-23  | □ 84 -14             |
| 0500210-24  | # 87 -15             |
| 0500210-24  | # 88 -16             |
| 0500210-24  | # 90 -16             |
| 0500210-24  | # 91 -15             |
| 0500210-25  | □ 84 -15             |
| 0500210-26  | # 87 -10             |
| 0500210-26  | # 88 -10             |
| 0500210-26  | # 90 -10             |
| 0500210-26  | # 91 - 8             |
| 0500210-28  | # 95 -               |
| 0500210-29  | # 95 -23             |
| 0500210-30  | # 95 -23             |
| 0500210-31  | # 95 - 3             |
| 0500210-32  | 95 - 4               |
| 0500210-33  | # 95 -32             |
| 0500210-34  | # 95 -33             |
| 0500210-39  | 82 -22               |
| 0500210-40  | □ 82 -21             |
| 0500210-41  | □ 82 -21             |
| 0500210-42  | □ 84 -16             |
| 0500210-43  | □ 82 -23             |
| 0500210-44  | □ 82 -24             |
| 0500210-44  | □ 83 -20             |
| 0500210-47  | 84 -39               |
| 0500210-48  | 82 -34               |
| 0500210-48  | 83 -33               |
| 0500210-49  | 82 -35               |
| 0500210-49  | 83 -34               |
| 0500210-5   | # 82 - 1             |
| 0500210-50  | 80 -11               |

| PART NUMBER | FIGURE AND INDEX NO. |
|-------------|----------------------|
| 0500210-50  | 81 -18               |
| 0500210-69  | 82 -16B              |
| 0500210-75  | 84 -23A              |
| 0500210-76  | # 84 -24A            |
| 0500210-76  | # 85 -36             |
| 0500210-81  | □ 84 - 8             |
| 0500210-82  | □ 84 - 9             |
| 0500210-83  | # 84 -23A            |
| 0500210-94  | □ 82 -21             |
| 0500210-95  | □ 84 -15             |
| 0500210-95  | □ 85 -15             |
| 0500210-96  | □ 84 -15             |
| 0500210-97  | □ 84 -14             |
| 0500210-97  | □ 85 -14             |
| 0500210-98  | □ 82 -21             |
| 0500210-99  | 84 -39               |
| 0500210-99  | 85 -16               |
| 0500211-1   | 84 - 1               |
| 0500211-2   | 84 - 2               |
| 0500211-3   | 84 - 1               |
| 0500211-4   | 84 - 2               |
| 0500212-1   | 72 - 3               |
| 0500212-2   | 74 - 4               |
| 0500212-3   | 72 - 3               |
| 0500212-4   | 74 - 4               |
| 0500213-1   | 84 -11               |
| 0500213-2   | 84 -12               |
| 0500213-3   | 84 -11               |
| 0500213-4   | 84 -12               |
| 0500217-1   | 84 - 1               |
| 0500217-2   | 84 - 2               |
| 0500217-3   | 72 - 3               |
| 0500217-4   | 74 - 4               |
| 0500217-5   | 84 -11               |
| 0500217-6   | 84 -12               |
| 0500223-3   | 108 - 1              |
| 0500226-1   | 95 - 5               |
| 0500228-2   | 108 -23              |
| 0500228-3   | 108 -25              |
| 0500228-5   | 108 -24A             |
| 0500229-2   | 49 -66               |
| 0500230-2   | 82 -26               |
| 0500230-2   | 83 -24               |
| 0500230-3   | 82 -37               |
| 0500230-3   | 83 -36               |
| 0500233-1   | □ 84 -40             |
| 0500233-1   | □ 85 -34             |
| 0500233-4   | □ 85 -34             |
| 0500235-1   | 28 -44               |
| 0500235-1   | 29 -38               |
| 0500236-1   | 84 -37               |
| 0500240-1   | 84 - 1               |
| 0500240-10  | 84 -12               |
| 0500240-2   | 84 - 2               |
| 0500240-5   | 72 - 3               |
| 0500240-6   | 74 - 4               |
| 0500240-9   | 84 -11               |
| 0500242-1   | 166 -29              |
| 0500242-2   | 167 -31              |
| 0500242-2   | 168 -44              |
| 0500246-11  | 2 -19                |
| 0500246-11  | 166 -35              |
| 0500247-1   | 2 -29                |
| 0500248-1   | 2 -37                |
| 0500249-1   | 2 -40                |
| 0500250-1   | 2 -42                |
| 0500251-1   | # 84 - 1             |
| 0500251-10  | # 84 -12             |
| 0500251-2   | # 84 - 2             |
| 0500251-5   | # 73 - 3             |
| 0500251-6   | # 75 - 4             |
| 0500251-9   | # 84 -11             |
| 0500254-1   | 2 -16                |
| 0500255-1   | 2 -34                |

| PART NUMBER | FIGURE AND INDEX NO. | PART NUMBER | FIGURE AND INDEX NO. | PART NUMBER | FIGURE AND INDEX NO. |
|-------------|----------------------|-------------|----------------------|-------------|----------------------|
| 0500258-1   | # 84 - 1             | 0505027-1   | 105 -99              | 0510105-313 | 148 -32              |
| 0500258-1   | # 84 - 1             | 0505030-1   | 3 -36A               | 0510105-314 | 148 -38              |
| 0500258-10  | # 84 -12             | 0505031-1   | 3 -38A               | 0510105-315 | 148 -37              |
| 0500258-10  | # 84 -12             | 0505032-1   | 3 -37A               | 0510105-316 | 148 -41              |
| 0500258-2   | # 84 - 2             | 0505033-1   | 3 -39                | 0510105-317 | 150 - 1              |
| 0500258-2   | # 84 - 2             | 0505034-1   | 3 -32B               | 0510105-320 | 157 -19              |
| 0500258-27  | # 84 - 1             | 0505034-2   | 3 -33B               | 0510105-321 | 157 -20              |
| 0500258-28  | # 84 - 2             | 0505034-3   | 3 -34B               | 0510105-324 | 150 - 1              |
| 0500258-29  | # 73 - 3             | 0505036-1   | 3 -47                | 0510105-334 | 188 - 7              |
| 0500258-30  | # 75 - 4             | 0505037-1   | 3 -48                | 0510105-44  | 156 -18              |
| 0500258-31  | # 84 -11             | 0505038-1   | 3 -49                | 0510105-44  | 157 -21              |
| 0500258-32  | # 84 -12             | 0505042-2   | 106 -95              | 0510105-45  | 156 -19              |
| 0500258-40  | # 76 - 3             | 0505043-1   | 3 -29A               | 0510105-45  | 157 -22              |
| 0500258-41  | # 76 - 3             | 0505043-1   | 85 -42               | 0510105-57  | 156 -17              |
| 0500258-5   | # 73 - 3             | 0505044-1   | 3 -61                | 0510105-58  | 156 -16              |
| 0500258-5   | # 73 - 3             | 0505044-2   | 3 -62                | 0510105-59  | 158 - 1              |
| 0500258-6   | # 75 - 4             | 0505044-3   | 3 -60                | 0510105-60  | 158 - 2              |
| 0500258-6   | # 75 - 4             | 0505044-4   | 3 -60                | 0510105-61  | 158 -11              |
| 0500258-9   | # 84 -11             | 0505046-1   | 3 -63                | 0510105-62  | 158 -12              |
| 0500258-9   | # 84 -11             | 0505046-2   | 3 -64                | 0510105-63  | 158 - 6              |
| 0500262-1   | 2 -55                | 0509002-1   | 166 -71              | 0510105-64  | 158 - 7              |
| 0500263-1   | 2 -56                | 0509002-2   | 166 -73              | 0510105-70  | 142 -49              |
| 0500266-2   | 2 -59                | 0509003-1   | 133 -51              | 0510105-70  | 143 -40              |
| 0500276-1   | 110 - 4              | 0510105-113 | 149 - 2              | 0510105-70  | 144 -45              |
| 0500276-2   | 110 - 4              | 0510105-113 | 150 - 2              | 0510105-72  | 149 - 1              |
| 0500310-1   | 108 -31              | 0510105-121 | 158 -13              | 0510105-93  | 159 - 1              |
| 0500312-2   | 108 -28              | 0510105-122 | 158 -17              | 0510105-94  | 159 - 2              |
| 0500313-1   | 108 -30              | 0510105-13  | 149 - 2              | 0510110     | 34 -35               |
| 0500315-1   | 169 -48              | 0510105-13  | 150 - 2              | 0510110     | 35 -36               |
| 0500315-2   | 169 -49              | 0510105-144 | 156 -18              | 0510112     | 34 -45               |
| 0500401-1   | 2 -52                | 0510105-144 | 157 -21              | 0510112-1   | 34 -46               |
| 0500402-1   | 2 -53                | 0510105-145 | 156 -19              | 0510113-14  | 36 - 1               |
| 0500403-1   | □ 84 -42             | 0510105-145 | 157 -22              | 0510113-15  | 36 - 2               |
| 0500403-1   | □ 85 -27             | 0510105-157 | 156 -17              | 0510127     | 156 - 1              |
| 0500404-1   | 2 -46                | 0510105-158 | 156 -16              | 0510127-1   | 156 - 2              |
| 0500405-1   | 2 -47                | 0510105-159 | 158 - 1              | 0510127-2   | 156 - 3              |
| 0500417-1   | 187 -55              | 0510105-160 | 158 - 2              | 0510128     | 36 - 5               |
| 0501019-1   | 108 -22              | 0510105-161 | 158 -11              | 0510128     | 37 -13               |
| 0501022-1   | 108 -50              | 0510105-162 | 158 -12              | 0510129-3   | 28 -24               |
| 0501030-1   | 139 -16              | 0510105-163 | 158 - 6              | 0510135     | 36 - 3               |
| 0505002-1   | 104 -16A             | 0510105-164 | 158 - 7              | 0510135-4   | 36 - 3               |
| 0505005-1   | 3 -21                | 0510105-172 | 149 - 1              | 0510136     | 149 -19              |
| 0505006-1   | 2 -16                | 0510105-193 | 159 - 1              | 0510137     | 149 -20              |
| 0505006-1   | 3 -30                | 0510105-194 | 159 - 2              | 0510138     | 36 - 6               |
| 0505007-1   | 3 -29                | 0510105-205 | 160 - 1              | 0510138-2   | 36 - 7               |
| 0505007-1   | 84 -20               | 0510105-206 | 160 - 2              | 0510138-3   | 36 - 8               |
| 0505008-2   | 3 -18                | 0510105-207 | 160 - 6              | 0510145-1   | 36 -10               |
| 0505008-7   | 3 -16                | 0510105-208 | 154 - 8              | 0510161-10  | 154 - 4              |
| 0505008-8   | 3 -17                | 0510105-208 | 155 - 7              | 0510161-12  | 155 - 3              |
| 0505009-2   | 2 -70                | 0510105-209 | 154 -12              | 0510161-9   | 154 - 4              |
| 0505009-2   | 3 -26                | 0510105-209 | 155 -11              | 0510163     | 34 -56               |
| 0505009-2   | 137 - 7              | 0510105-21  | 158 -13              | 0510164     | 49 -89               |
| 0505009-3   | 3 -26A               | 0510105-210 | 154 -13              | 0510166-6   | 158 -49              |
| 0505009-3   | 106 -96              | 0510105-210 | 155 -12              | 0510167     | 158 -54              |
| 0505009-3   | 137 -16              | 0510105-213 | 148 -32              | 0510169-3   | 158 -55              |
| 0505011-1   | 3 - 6                | 0510105-214 | 148 -38              | 0510171-1   | 158 -64              |
| 0505011-1   | 123 -27              | 0510105-215 | 148 -37              | 0510172-3   | 158 -58              |
| 0505012-1   | 3 -19                | 0510105-216 | 148 -41              | 0510172-4   | 158 -59              |
| 0505012-2   | 3 -19                | 0510105-217 | 150 -                | 0510173     | 158 -59              |
| 0505015-1   | 3 -11A               | 0510105-217 | 150 - 1              | 0510174     | 28 -34               |
| 0505015-2   | 3 -11A               | 0510105-22  | 158 -17              | 0510176     | 158 -57              |
| 0505017-1   | 3 -15                | 0510105-220 | 157 -19              | 0510177     | 158 -56              |
| 0505020-2   | 3 - 5A               | 0510105-221 | 157 -20              | 0510178-1   | 158 -52              |
| 0505020-2   | 104 -16C             | 0510105-224 | 150 - 1              | 0510181     | 158 -66              |
| 0505020-2   | 105 -61              | 0510105-232 | 144 -45A             | 0510181-1   | 158 -67              |
| 0505021-3   | 3 -32                | 0510105-305 | 160 - 1              | 0510183     | 28 -21               |
| 0505021-4   | 3 -33                | 0510105-306 | 160 - 2              | 0510183-1   | 28 -22               |
| 0505021-5   | 3 -34                | 0510105-307 | 160 - 6              | 0510184     | 158 -68              |
| 0505025-4   | 3 -32A               | 0510105-308 | 154 - 8              | 0510188     | 2 -15                |
| 0505025-5   | 3 -33A               | 0510105-308 | 155 - 7              | 0510188     | 158 -63              |
| 0505025-6   | 3 -34A               | 0510105-309 | 154 -12              | 0510193-1   | 158 -56              |
| 0505026-1   | 3 -44                | 0510105-309 | 155 -11              | 0510194-1   | 2 -14                |
| 0505026-2   | 3 -44                | 0510105-310 | 154 -13              | 0510194-1   | 158 -62              |
| 0505027-1   | 3 -42                | 0510105-310 | 155 -12              | 0510195-1   | 159 -29              |



| PART NUMBER | FIGURE AND INDEX NO. |
|-------------|----------------------|
| 0510201-2   | 28 -30               |
| 0510201-4   | 29 -26               |
| 0510201-5   | 30 -35               |
| 0510202-1   | 87 -58               |
| 0510203-1   | 158 -56              |
| 0510205-3   | 87 -56               |
| 0510205-3   | 87 -56               |
| 0510205-3   | 87 -56               |
| 0510205-3   | 88 -60               |
| 0510205-3   | 88 -60               |
| 0510205-3   | 89 -55               |
| 0510205-4   | 87 -56               |
| 0510205-4   | 87 -56               |
| 0510205-4   | 87 -56               |
| 0510205-4   | 88 -60               |
| 0510205-4   | 88 -60               |
| 0510205-4   | 89 -55               |
| 0511000-22  | 28 -10               |
| 0511000-22  | 29 -10               |
| 0511000-22  | 30 -18               |
| 0511000-23  | 28 -10               |
| 0511000-23  | 29 -10               |
| 0511000-23  | 30 -18               |
| 0511000-24  | 28 - 5               |
| 0511000-24  | 29 - 5               |
| 0511000-43  | 28 - 6               |
| 0511000-43  | 29 - 6               |
| 0511000-43  | 30 -14               |
| 0511000-44  | 28 - 6               |
| 0511000-44  | 29 - 6               |
| 0511000-44  | 30 -14               |
| 0511000-6   | 28 - 9               |
| 0511000-6   | 29 - 9               |
| 0511000-6   | 30 -17               |
| 0511000-60  | 28 -35               |
| 0511000-7   | 28 - 9               |
| 0511000-7   | 29 - 9               |
| 0511000-7   | 30 -17               |
| 0511000-73  | 30 -19               |
| 0511000-74  | 30 -19               |
| 0511000-75  | 30 -13               |
| 0511000-8   | 28 -11               |
| 0511000-8   | 29 -11               |
| 0511000-9   | 28 -11               |
| 0511000-9   | 29 -11               |
| 0511001-150 | 82 - 8               |
| 0511033-30  | 82 -28               |
| 0511033-30  | 83 -28               |
| 0511033-7   | 82 -30               |
| 0511033-7   | 83 -30               |
| 0511062-4   | 4 -49                |
| 0511062-5   | 4 -49                |
| 0511071-3   | 67 - 1               |
| 0511071-4   | 67 - 1               |
| 0511072-1   | 67 - 4               |
| 0511112-13  | 77 - 1               |
| 0511112-14  | 77 - 5               |
| 0511112-15  | 77 - 3               |
| 0511112-18  | 72 -37               |
| 0511112-18  | 74 -24               |
| 0511112-18  | 77 -                 |
| 0511112-4   | 77 - 4               |
| 0511114-9   | 28 - 3               |
| 0511114-9   | 29 - 3               |
| 0511116-12  | 28 -12               |
| 0511116-12  | 29 -12               |
| 0511116-12  | 30 -20               |
| 0511116-13  | 28 -13               |
| 0511116-13  | 29 -13               |
| 0511116-13  | 30 -21               |
| 0511119     | 77 -12               |
| 0511127     | 165 -28              |
| 0511130     | 82 - 9               |
| 0511150     | 28 -43               |

| PART NUMBER | FIGURE AND INDEX NO. |
|-------------|----------------------|
| 0511150     | 29 -37               |
| 0511150     | 30 -45               |
| 0511150-1   | 28 -43               |
| 0511150-1   | 29 -37               |
| 0511150-1   | 30 -45               |
| 0511153     | 28 -42               |
| 0511153     | 29 -36               |
| 0511157-11  | 165 -25              |
| 0511157-18  | 165 -26              |
| 0511157-19  | 165 -22              |
| 0511157-200 | 165 -24              |
| 0511162-5   | 34 - 1               |
| 0511162-5   | 35 - 1               |
| 0511162-9   | 35 - 1               |
| 0511165     | 108 - 6              |
| 0511167-12  | 165 -21              |
| 0511167-13  | 165 -21              |
| 0511167-14  | 2 -18                |
| 0511167-14  | 165 -21              |
| 0511167-15  | 165 -21              |
| 0511167-21  | 2 -17                |
| 0511177-10  | 84 - 9               |
| 0511177-9   | 84 - 8               |
| 0511185     | 44 -21               |
| 0511185-7   | 76 -30               |
| 0511185-9   | 76 -30               |
| 0511189-1   | 72 - 7               |
| 0511189-1   | 73 - 6               |
| 0511189-1   | 74 - 9               |
| 0511189-1   | 75 - 6A              |
| 0511189-1   | 76 - 6               |
| 0511189-2   | 72 - 6               |
| 0511189-2   | 73 - 9               |
| 0511189-2   | 74 - 8               |
| 0511189-2   | 75 - 8               |
| 0511189-2   | 76 - 6B              |
| 0511190     | 165 -20              |
| 0511191-4   | 165 -17              |
| 0511191-5   | 165 -17              |
| 0511192     | 28 -26               |
| 0511194-4   | 165 -27              |
| 0511195     | 165 -32              |
| 0511195     | 166 -33              |
| 0511198     | 165 -22              |
| 0511199-20  | 161 -40              |
| 0511199-41  | 169 -10              |
| 0511199-48  | 169 -                |
| 0511227-6   | 74 -21               |
| 0511227-7   | 72 -25               |
| 0511232-3   | 108 - 1              |
| 0511237-1   | 72 -15               |
| 0511237-1   | 73 -16               |
| 0511237-2   | 74 -17               |
| 0511237-2   | 75 -14               |
| 0511237-2   | 76 -14               |
| 0511238-1   | 72 -16               |
| 0511238-1   | 73 -17               |
| 0511238-2   | 74 -18               |
| 0511238-2   | 75 -15               |
| 0511238-2   | 76 -15               |
| 0511240-1   | 28 -16               |
| 0511240-10  | 29 -18               |
| 0511240-11  | 30 -23               |
| 0511240-12  | 30 -24               |
| 0511240-14  | 30 -26               |
| 0511240-15  | 30 -25               |
| 0511240-2   | 28 -17               |
| 0511240-2   | 29 -15               |
| 0511240-3   | 28 -18               |
| 0511240-3   | 29 -16               |
| 0511240-4   | 28 -19               |
| 0511240-5   | 29 -17               |
| 0511240-6   | 29 -18               |
| 0511240-7   | 29 -15               |

| PART NUMBER | FIGURE AND INDEX NO. |
|-------------|----------------------|
| 0511240-8   | 29 -16               |
| 0511240-9   | 29 -17               |
| 0511242     | 91 - 1               |
| 0511242-1   | 87 - 1               |
| 0511242-1   | 88 - 1               |
| 0511242-1   | 89 - 1               |
| 0511242-1   | 90 - 1               |
| 0511242-1   | 93 - 1               |
| 0511242-1   | 94 - 1               |
| 0511243-1   | 30 -26A              |
| 0511243-2   | 30 -24               |
| 0511243-3   | 30 -23               |
| 0511245-1   | 80 -16               |
| 0511246-3   | 80 -17               |
| 0511248-1   | 77 -20               |
| 0511249-1   | 28 -19A              |
| 0511252-1   | 38 - 9               |
| 0511253-1   | 166 -20              |
| 0511253-1   | 167 -20              |
| 0511253-1   | 168 -32              |
| 0511254-1   | 29 -29               |
| 0511254-1   | 30 -38               |
| 0511256-1   | 78 -                 |
| 0511256-2   | 78 -                 |
| 0511257-1   | 78 -26               |
| 0511258-1   | 78 - 7               |
| 0511259-1   | 78 - 1               |
| 0511259-2   | 78 - 1               |
| 0511260-1   | 78 -23               |
| 0511260-2   | 78 -23               |
| 0511261-2   | 78 -22               |
| 0511261-3   | 78 -20               |
| 0511261-4   | 78 - 6               |
| 0511261-5   | 78 - 5               |
| 0511262-1   | 49 - 1A              |
| 0511262-2   | 49 - 1A              |
| 0511263-1   | 73 -27               |
| 0511264-1   | 78 -10               |
| 0511265-1   | 78 -18               |
| 0511266-1   | 78 -18A              |
| 0511280-1   | 72 -14               |
| 0511280-1   | 73 -15               |
| 0511280-2   | 74 -16               |
| 0511280-2   | 75 -13               |
| 0511280-2   | 76 -13               |
| 0511280-3   | 72 -19               |
| 0511280-3   | 73 -20               |
| 0511280-4   | 74 -20               |
| 0511280-4   | 75 -17               |
| 0511280-4   | 76 -17               |
| 0511281     | 46 -23               |
| 0511287     | 46 -10               |
| 0511288-1   | 46 - 7               |
| 0511288-2   | 46 - 8               |
| 0511289-2   | 46 -11               |
| 0511289-3   | 46 -24               |
| 0511289-4   | 46 -                 |
| 0511290-1   | 28 -25               |
| 0511291-1   | 28 -14               |
| 0511291-1   | 29 -14               |
| 0511291-1   | 30 -22               |
| 0511291-2   | 28 -14               |
| 0511291-2   | 29 -14               |
| 0511291-2   | 30 -22               |
| 0511292-3   | 29 -35               |
| 0511292-3   | 30 -44               |
| 0511295-2   | 28 -36               |
| 0511295-2   | 29 -30               |
| 0511295-3   | 30 -39               |
| 0511298-1   | 77 - 9               |
| 0511298-2   | 77 -16               |
| 0511311-5   | 202 -16              |
| 0511318-1   | 176 -14              |
| 0511318-1   | 177 -25              |

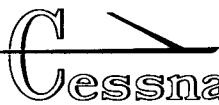


| PART NUMBER | FIGURE AND INDEX NO. |
|-------------|----------------------|
| 0511318-1   | 178 -30              |
| 0511318-1   | 179 -33              |
| 0511319-2   | 192 -15              |
| 0511319-201 | 190 - 1              |
| 0511319-201 | 191 - 1              |
| 0511319-201 | 192 -15              |
| 0511319-5   | 192 -15              |
| 0511460-1   | 72 - 9               |
| 0511460-10  | 75 - 8               |
| 0511460-2   | 74 -10               |
| 0511460-200 | 76 - 8               |
| 0511460-201 | 76 - 8               |
| 0511460-202 | 76 - 8               |
| 0511460-203 | 76 - 8               |
| 0511460-23  | 73 -10               |
| 0511460-33  | 73 -10               |
| 0511460-34  | 75 - 8               |
| 0511460-49  | 73 -10               |
| 0511460-50  | 75 - 8               |
| 0511460-9   | 73 -10               |
| 0511461-1   | 72 -13               |
| 0511461-1   | 73 -14               |
| 0511461-1   | 74 -15               |
| 0511461-1   | 75 -12               |
| 0511461-1   | 76 -12               |
| 0511463-1   | 72 -11               |
| 0511463-1   | 73 -12               |
| 0511463-1   | 74 -12               |
| 0511463-1   | 75 - 9               |
| 0511463-1   | 76 -10               |
| 0511464-1   | 72 -14               |
| 0511464-1   | 73 -15               |
| 0511464-1   | 74 -16               |
| 0511464-1   | 75 -13               |
| 0511464-1   | 76 -13               |
| 0511465-1   | 72 -24               |
| 0511465-1   | 74 -23               |
| 0511466-1   | 74 -26               |
| 0511467-1   | 74 -21               |
| 0511467-1   | 75 -18               |
| 0511469-1   | 72 -18               |
| 0511469-1   | 73 -19               |
| 0511469-2   | 76 -18               |
| 0511470-4   | 84 -16               |
| 0511473-1   | 176 -13              |
| 0511473-1   | 177 -24              |
| 0511473-1   | 178 -29              |
| 0511473-1   | 179 -32              |
| 0511475-1   | 84 -29               |
| 0511475-2   | 84 -30               |
| 0511479-1   | 28 -20               |
| 0511479-1   | 29 -19A              |
| 0511479-2   | 30 -28               |
| 0511480-1   | 28 -15               |
| 0511480-10  | 30 -27               |
| 0511480-11  | 30 -22               |
| 0511480-2   | 28 -19               |
| 0511480-3   | 28 -15               |
| 0511480-4   | 28 -19               |
| 0511480-5   | 29 -14               |
| 0511480-6   | 29 -19               |
| 0511480-7   | 29 -14               |
| 0511480-8   | 29 -19               |
| 0511480-9   | 30 -22               |
| 0511482-1   | 193 - 1              |
| 0511482-20  | 193 - 9              |
| 0511482-3   | 193 - 7              |
| 0511482-5   | 193 - 9              |
| 0511482-9   | 193 - 1              |
| 0511483-1   | 28 -48               |
| 0511483-1   | 29 -42               |
| 0511483-2   | 193 -23              |
| 0511484-1   | 28 -49               |
| 0511484-1   | 29 -43               |

| PART NUMBER | FIGURE AND INDEX NO. |
|-------------|----------------------|
| 0511484-2   | 30 - 6               |
| 0511485-1   | 28 -50               |
| 0511486-1   | 28 -38               |
| 0511486-1   | 29 -34               |
| 0511486-1   | 30 -43               |
| 0511486-2   | 28 -33               |
| 0511486-2   | 29 -34               |
| 0511486-2   | 30 -43               |
| 0511486-3   | 28 -39               |
| 0511486-3   | 29 -33               |
| 0511486-4   | 28 -40               |
| 0511486-4   | 29 -32               |
| 0511486-5   | 29 -31               |
| 0511486-5   | 30 -40               |
| 0511487-1   | 34 -55               |
| 0511488-1   | 28 -37               |
| 0511489-1   | 2 - 4                |
| 0511490-1   | 2 - 5                |
| 0511491-3   | 97 -10               |
| 0511491-4   | 97 -11               |
| 0511493-1   | 35 -55               |
| 0511496-1   | 35 -47               |
| 0511497-1   | 29 -20               |
| 0511497-3   | 30 -29               |
| 0511498-1   | 29 -21               |
| 0511498-1   | 30 -30               |
| 0511499-1   | 29 -22               |
| 0511499-1   | 30 -31               |
| 0511777-1   | 47 - 1               |
| 0511782-1   | 148 - 9              |
| 0511782-16  | 148 - 9              |
| 0511782-17  | 148 - 9              |
| 0511783-1   | 148 -12              |
| 0511784-1   | 148 -14              |
| 0511785-1   | 148 -25              |
| 0511786-1   | 148 -19              |
| 0511786-2   | 148 -22              |
| 0511787-1   | 148 -15              |
| 0511788-1   | 148 -26              |
| 0511789-1   | 148 -31              |
| 0511794-1   | 47 -                 |
| 0511795-1   | 47 - 2               |
| 0511795-2   | 47 - 4               |
| 0511795-3   | 47 - 3               |
| 0511796-1   | 47 -11               |
| 0511796-2   | 47 -13               |
| 0511796-3   | 47 -12               |
| 0511796-7   | 47 -11               |
| 0511796-8   | 47 -13               |
| 0511796-9   | 47 -12               |
| 0511797-1   | 30 -11               |
| 0511797-2   | 30 -11               |
| 0511798-3   | 30 - 7               |
| 0511798-4   | 30 - 8               |
| 0511799-3   | 30 - 9               |
| 0511800-2   | 30 - 4               |
| 0511800-5   | 30 - 4               |
| 0511801-4   | 30 - 3               |
| 0511803-1   | 73 -10               |
| 0511803-14  | 75 - 8               |
| 0511803-2   | 76 - 8               |
| 0511804-1   | 73 -43               |
| 0511804-2   | 75 -24               |
| 0511804-2M  | 76 -11               |
| 0511806-1   | 188 -15              |
| 0511806-2   | 188 -13              |
| 0511806-3   | 188 -16              |
| 0511806-4   | 188 -14              |
| 0511807-1   | 47 -15               |
| 0511808-1   | 47 -16               |
| 0512001-10  | 52 -10               |
| 0512001-7   | 52 - 7               |
| 0512001-8   | 52 - 8               |
| 0512001-9   | 52 - 9               |

| PART NUMBER | FIGURE AND INDEX NO. |
|-------------|----------------------|
| 0512006-1   | 165 - 2              |
| 0512006-1   | 166 - 2              |
| 0512006-1   | 167 - 2              |
| 0512006-1   | 168 - 2              |
| 0512008-2   | 52 -                 |
| 0512008-4   | 52 -14               |
| 0512008-8   | 52 -                 |
| 0512008-9   | 52 -                 |
| 0512009-10  | 52 -15               |
| 0512010-19  | 49 -73A              |
| 0512010-21  | 49 -74               |
| 0512010-24  | 49 -71B              |
| 0512010-3   | 49 -71               |
| 0512010-4   | 49 -72               |
| 0512010-5   | 49 -73               |
| 0512010-8   | 49 -72               |
| 0512010-9   | 49 -71               |
| 0512011-1   | 49 -86               |
| 0512012-1   | 49 -85               |
| 0512012-2   | 49 -85A              |
| 0512013-1   | 49 -93               |
| 0512013-2   | 49 -93               |
| 0512014-1   | 49 -94               |
| 0512014-2   | 49 -94A              |
| 0512015-1   | 49 -88               |
| 0512015-11  | 49 -76               |
| 0512015-12  | 49 -80               |
| 0512015-2   | 49 -74               |
| 0512015-3   | 49 -78               |
| 0512015-4   | 49 -79               |
| 0512015-7   | 49 -75               |
| 0512015-8   | 49 -75               |
| 0512016-1   | 49 -82               |
| 0512016-3   | 49 -84               |
| 0512016-5   | 49 -82               |
| 0512016-7   | 49 -84               |
| 0512017-1   | 49 -81               |
| 0512018-1   | 49 -95               |
| 0512019-1   | 49 -87               |
| 0512020-1   | 49 -51               |
| 0512020-2   | 49 -52               |
| 0512020-3   | 49 -51               |
| 0512020-4   | 49 -52               |
| 0512021-1   | 49 -21               |
| 0512021-2   | 49 -22               |
| 0512021-3   | 49 -21               |
| 0512021-4   | 49 -22A              |
| 0512022-1   | 49 -23               |
| 0512022-3   | 49 -24               |
| 0512023-1   | 49 -26               |
| 0512023-2   | 49 -27               |
| 0512023-4   | 49 -29               |
| 0512023-5   | 49 -28               |
| 0512024-1   | 49 -50               |
| 0512024-3   | 49 -50               |
| 0512025-1   | 49 -42               |
| 0512026-1   | 49 -30               |
| 0512026-10  | 49 -30               |
| 0512026-6   | 49 -30               |
| 0512027-1   | 27 - 4               |
| 0512027-2   | 27 - 5               |
| 0512028-1   | 49 -31               |
| 0512028-2   | 49 -32               |
| 0512029-1   | 49 -32               |
| 0512029-10  | 49 -36               |
| 0512029-2   | 49 -33               |
| 0512029-3   | 49 -34               |
| 0512029-4   | 49 -35               |
| 0512029-5   | 49 -36               |
| 0512029-6   | 49 -36               |
| 0512029-7   | 49 -32               |
| 0512029-8   | 49 -33               |
| 0512029-9   | 49 -36               |
| 0512030-13  | 49 -13               |

| PART NUMBER | FIGURE AND INDEX NO. | PART NUMBER | FIGURE AND INDEX NO. | PART NUMBER | FIGURE AND INDEX NO. |
|-------------|----------------------|-------------|----------------------|-------------|----------------------|
| 0512030-14  | 49 -14               | 0512122     | 45 - 8               | 0512169-1   | 98 -21               |
| 0512030-200 | 49 -                 | 0512123     | 4 - 7                | 0512169-2   | 97 -12               |
| 0512030-201 | 49 -                 | 0512124-15  | 46 -20               | 0512169-2   | 98 -21               |
| 0512030-202 | 49 -                 | 0512124-15  | 47 - 7               | 0512172-1   | 159 -15              |
| 0512030-23  | 49 -13               | 0512124-35  | 44 - 1               | 0512172-2   | 159 -16              |
| 0512030-24  | 49 -14               | 0512124-36  | 44 - 2               | 0512176-1   | 49 -45               |
| 0512030-25  | 49 -16               | 0512124-43  | 44 - 3               | 0512176-2   | 49 -46               |
| 0512030-5   | 49 - 5               | 0512124-44  | 44 -                 | 0512177-1   | 49 -43               |
| 0512030-6   | 49 - 6               | 0512124-47  | 44 -                 | 0512177-2   | 49 -44               |
| 0512031-9   | 95 - 7               | 0512124-60  | 44 - 2               | 0512178-1   | 49 -45               |
| 0512032-1   | 49 -37               | 0512124-61  | 44 - 1B              | 0512178-2   | 49 -46               |
| 0512032-4   | 49 -37               | 0512124-62  | 44 - 2               | 0512180-5   | 49 -13               |
| 0512033     | 49 -70               | 0512124-63  | 44 - 1A              | 0512180-6   | 49 -14               |
| 0512033-2   | 49 -70               | 0512124-78  | 45 - 4               | 0512180-7   | 49 -13               |
| 0512034-1   | 49 -67               | 0512124-79  | 45 -12               | 0512180-8   | 49 -14               |
| 0512034-42  | 49 -69               | 0512124-8   | 44 -11               | 0512181-1   | 49 -21A              |
| 0512034-7   | 49 -67               | 0512124-80  | 45 -13               | 0512181-2   | 49 -21A              |
| 0512034-9   | 49 -67               | 0512124-9   | 44 -12               | 0512182-1   | 191 -53              |
| 0512036-1   | 49 -20               | 0512128     | 46 -14               | 0512183-1   | 45 -16               |
| 0512036-3   | 49 -20               | 0512129     | 46 -17               | 0512183-2   | 45 -17               |
| 0512037-1   | 49 -38               | 0512132-10  | 47 -19               | 0512184-1   | 27 -16               |
| 0512037-1   | 49 -39               | 0512132-11  | 47 -18               | 0512184-2   | 27 -16               |
| 0512037-3   | 49 -40               | 0512132-15  | 46 -12               | 0512185-1   | 27 -17               |
| 0512037-4   | 49 -41               | 0512132-15  | 47 -18               | 0512186-1   | 45 -                 |
| 0512037-5   | 49 -38               | 0512132-17  | 46 -13               | 0512186-12  | 45 - 3               |
| 0512037-6   | 49 -39               | 0512132-17  | 47 -19               | 0512186-13  | 45 - 2               |
| 0512038-1   | 49 -43               | 0512132-4   | 47 -18               | 0512186-5   | 45 - 1               |
| 0512038-2   | 49 -44               | 0512132-4   | 47 -20               | 0512186-6   | 45 - 2               |
| 0512038-3   | 49 -45               | 0512132-5   | 47 -21               | 0512186-7   | 45 - 2               |
| 0512038-4   | 49 -46               | 0512134     | 44 -14               | 0512186-8   | 45 - 3               |
| 0512039-1   | 49 -61               | 0512134-1   | 44 -15               | 0512187-1   | 47 -22               |
| 0512039-2   | 49 -62               | 0512134-2   | 47 -24               | 0512187-2   | 47 -23               |
| 0512039-3   | 49 -63               | 0512134-3   | 47 -24               | 0512188-1   | 49 -22B              |
| 0512039-4   | 49 -64               | 0512135     | 149 -35              | 0512188-2   | 49 -22B              |
| 0512039-6   | 49 -63               | 0512135     | 150 -19              | 0512189-1   | 49 -42               |
| 0512039-7   | 49 -61               | 0512135     | 158 -48              | 0512190-1   | 49 -32A              |
| 0512039-8   | 49 -62               | 0512136     | 149 -49              | 0512192-1   | 49 - 1C              |
| 0512040-1   | 49 -47               | 0512136     | 150 -33              | 0512193-1   | 51 - 1               |
| 0512040-2   | 49 -48               | 0512137     | 44 -16               | 0512193-10  | 51 -12               |
| 0512040-3   | 49 -49               | 0512137     | 45 -15               | 0512193-3   | 51 - 9               |
| 0512040-4   | 49 -49               | 0512138     | 149 -52              | 0512193-5   | 51 -10               |
| 0512041-4   | 49 -98               | 0512138     | 150 -36              | 0512193-6   | 51 -11               |
| 0512041-4   | 49 -98               | 0512139-2   | 44 -13               | 0512194-1   | 51 - 6               |
| 0512041-4   | 187 - 4              | 0512139-2   | 45 -14               | 0512194-2   | 51 - 7               |
| 0512041-5   | 49 -98               | 0512139-3   | 44 -13               | 0512194-4   | 51 - 8               |
| 0512041-5   | 187 - 3              | 0512139-3   | 45 -14               | 0512194-6   | 51 - 5               |
| 0512041-7   | 49 -98               | 0512143     | 52 - 3               | 0512195-1   | 51 -13               |
| 0512045-3   | 49 -92               | 0512143-1   | 52 - 4               | 0512195-6   | 51 -13               |
| 0512046-1   | 84 -25               | 0512146     | 27 - 6               | 0512195-8   | 51 -15               |
| 0512058-1   | 30 -41               | 0512146-1   | 27 - 6               | 0513000-10  | 31 -32               |
| 0512058-2   | 30 -42               | 0512149-1   | 27 - 7               | 0513000-10  | 32 -18               |
| 0512059-1   | 49 -95A              | 0512149-2   | 27 - 7               | 0513000-10  | 33 -18               |
| 0512060-1   | 49 -81A              | 0512150     | 44 -22               | 0513000-9   | 31 -32               |
| 0512066-1   | 49 -57               | 0512152     | 46 -19               | 0513000-9   | 32 -19               |
| 0512100-11  | 49 - 5A              | 0512156     | 52 -11               | 0513000-9   | 33 -19               |
| 0512100-12  | 49 - 6               | 0512157     | 52 - 1               | 0513001-11  | 31 -51               |
| 0512100-13  | 49 -11               | 0512157-2   | 52 - 2               | 0513002-11  | 39 -17               |
| 0512100-14  | 49 -12               | 0512157-5   | 52 - 1               | 0513002-11  | 42 -17               |
| 0512100-19  | 49 - 7               | 0512157-6   | 52 - 1               | 0513002-12  | 39 -18               |
| 0512100-20  | 49 - 8               | 0512159-2   | 52 -13               | 0513002-12  | 42 -18               |
| 0512100-200 | 49 -                 | 0512159-3   | 52 -13               | 0513002-16  | 31 -15               |
| 0512100-205 | 49 -                 | 0512160-2   | 49 -91               | 0513002-17  | 31 -14               |
| 0512100-21  | 49 - 4               | 0512160-3   | 49 -83               | 0513002-18  | 31 -13               |
| 0512100-26  | 49 - 4               | 0512160-5   | 52 - 5               | 0513002-5   | 31 -12               |
| 0512100-3   | 49 - 3               | 0512165-1   | 52 -13               | 0513002-6   | 31 -43               |
| 0512100-4   | 49 - 4               | 0512166-3   | 2 -11                | 0513003-24  | 189 -18              |
| 0512100-5   | 49 - 7               | 0512166-3   | 84 -20               | 0513003-5   | 189 -18              |
| 0512100-6   | 49 - 8               | 0512167-10  | 54 - 2               | 0513006-103 | 34 -39               |
| 0512100-7   | 49 - 9               | 0512167-16  | 54 - 6               | 0513006-110 | 34 -13               |
| 0512100-8   | 49 -10               | 0512167-17  | 54 - 3               | 0513006-110 | 35 -13               |
| 0512100-9   | 49 -16               | 0512167-18  | 54 -                 | 0513006-111 | 34 -23               |
| 0512107-12  | 49 -69               | 0512167-24  | 54 - 1               | 0513006-111 | 35 -23               |
| 0512107-13  | 49 -68               | 0512167-26  | 54 - 5               | 0513006-145 | 35 -41               |
| 0512122     | 44 - 7               | 0512169-1   | 97 -12               | 0513006-22  | 34 -26               |



| PART NUMBER | FIGURE AND INDEX NO. | PART NUMBER | FIGURE AND INDEX NO. | PART NUMBER | FIGURE AND INDEX NO. |
|-------------|----------------------|-------------|----------------------|-------------|----------------------|
| 0513006-22  | 35 -26               | 0513062-1   | □ 104 -15A           | 0513109-24  | 40 -18               |
| 0513006-24  | 34 -40               | 0513062-2   | □ 104 -15A           | 0513109-24  | 41 -20               |
| 0513006-24  | 35 -41               | 0513063-1   | 35 -58               | 0513109-24  | 42 - 7               |
| 0513006-25  | 34 -18               | 0513065-1   | 98 -14               | 0513109-29  | 39 -13               |
| 0513006-25  | 35 -18               | 0513065-2   | 98 -14               | 0513109-29  | 40 -25               |
| 0513006-26  | 34 -28               | 0513065-5   | 98 -14               | 0513109-29  | 41 -22               |
| 0513006-26  | 35 -28               | 0513065-6   | 98 -14               | 0513109-29  | 42 -13               |
| 0513006-42  | 34 -15               | 0513066-1   | 105 - 9              | 0513109-31  | 42 - 2               |
| 0513006-42  | 35 -15               | 0513066-1   | 106 - 9              | 0513109-4   | 41 - 2               |
| 0513006-43  | 34 -25               | 0513066-3   | 105 -13              | 0513109-41  | 42 - 4               |
| 0513006-43  | 35 -25               | 0513066-3   | 106 -13              | 0513109-47  | 39 - 1               |
| 0513006-44  | 34 -12               | 0513067-1   | 105 - 7              | 0513109-48  | 42 - 1               |
| 0513006-44  | 35 -12               | 0513067-2   | 105 - 7              | 0513109-49  | 39 - 2               |
| 0513006-45  | 34 -22               | 0513067-2   | 106 - 7              | 0513109-49  | 40 - 3               |
| 0513006-45  | 35 -22               | 0513068-1   | 105 - 2              | 0513109-50  | 39 -19               |
| 0513006-8   | 34 -16               | 0513068-1   | 106 - 2              | 0513109-50  | 40 -28               |
| 0513006-8   | 35 -16               | 0513068-2   | 105 - 3              | 0513109-50  | 41 -24               |
| 0513006-9   | 34 -34               | 0513068-2   | 106 - 3              | 0513109-50  | 39 -24               |
| 0513007-10  | 34 -38               | 0513069-1   | 105 - 4              | 0513109-50  | 40 -29               |
| 0513007-25  | 34 -30               | 0513069-3   | 105 - 4              | 0513109-54  | 42 - 1               |
| 0513007-3   | 34 -20               | 0513069-3   | 106 - 4              | 0513109-55  | 42 - 2               |
| 0513007-3   | 35 -20               | 0513070-200 | 105 - 1              | 0513109-56  | 39 -13               |
| 0513007-4   | 34 -30               | 0513070-9   | 106 - 1              | 0513109-56  | 40 -26               |
| 0513007-4   | 35 -31               | 0513071-11  | 106 -22              | 0513109-56  | 41 -23               |
| 0513007-5   | 34 -11               | 0513071-5   | 105 -20              | 0513109-64  | 39 - 4               |
| 0513007-5   | 35 -11               | 0513071-7   | 105 -20              | 0513109-64  | 40 - 4               |
| 0513007-6   | 34 -21               | 0513072-2   | 105 -27              | 0513109-64  | 41 - 5               |
| 0513007-6   | 35 -21               | 0513072-3   | 105 -27              | 0513109-68  | 39 - 3               |
| 0513007-9   | 34 -33               | 0513072-3   | 106 -26              | 0513109-68  | 40 -16               |
| 0513011-11  | 53 -                 | 0513076-19  | □ 105 -76            | 0513109-69  | 40 -32               |
| 0513038-7   | 31 -34               | 0513076-3   | □ 105 -76            | 0513109-69  | 41 -26               |
| 0513038-7   | 32 -24               | 0513076-34  | □ 106 -77            | 0513109-7   | 39 - 6               |
| 0513038-7   | 33 -24               | 0513076-7   | □ 105 -76            | 0513109-7   | 40 -21               |
| 0513038-8   | 31 -34               | 0513077-1   | □ 105 -18            | 0513109-7   | 41 -15               |
| 0513038-8   | 32 -24               | 0513077-10  | □ 105 -38            | 0513109-7   | 42 - 6               |
| 0513038-8   | 33 -24               | 0513077-2   | □ 105 -38            | 0513109-70  | 40 -33               |
| 0513039-7   | 99 -14               | 0513077-20  | □ 105 -18            | 0513109-70  | 41 -27               |
| 0513039-7   | 100 -14              | 0513077-21  | □ 105 -18            | 0513109-72  | 39 - 3               |
| 0513039-7   | 102 -52              | 0513077-22  | □ 105 -31            | 0513109-72  | 40 -16               |
| 0513039-7   | 103 -63              | 0513077-26  | □ 105 -53            | 0513109-72  | 41 -25               |
| 0513039-7   | 104 -73              | 0513077-27  | □ 105 -53            | 0513109-72  | 42 - 3               |
| 0513039-7   | 105 -65              | 0513077-28  | □ 106 -33            | 0513109-8   | 39 - 9               |
| 0513039-7   | 106 -66              | 0513077-4   | □ 105 -31            | 0513109-8   | 40 -23               |
| 0513048-1   | 31 -33               | 0513077-7   | □ 105 -53            | 0513109-8   | 41 -17               |
| 0513048-2   | 31 -33               | 0513077-8   | □ 105 -36            | 0513109-8   | 42 - 9               |
| 0513051-8   | 99 -18               | 0513077-8   | □ 106 -31            | 0513109-9   | 39 - 5               |
| 0513051-8   | 100 -18              | 0513077-9   | □ 105 -53            | 0513109-9   | 40 -20               |
| 0513051-8   | 102 -34              | 0513078-1   | 105 -16              | 0513109-9   | 41 -18               |
| 0513053-1   | 31 - 9               | 0513078-1   | 106 -16              | 0513109-9   | 42 - 5               |
| 0513053-1   | 32 -22               | 0513109-10  | 39 -12               | 0513120-1   | 166 -28              |
| 0513053-1   | 33 -22               | 0513109-10  | 40 -22               | 0513120-1   | 167 -30              |
| 0513053-4   | 31 - 9               | 0513109-10  | 41 -19               | 0513120-1   | 168 -43              |
| 0513053-4   | 32 -22               | 0513109-10  | 42 -12               | 0513120-1   | 171 - 4              |
| 0513053-4   | 33 -22               | 0513109-11  | 39 - 6               | 0513120-2   | 171 -20              |
| 0513054-4   | 31 -10               | 0513109-11  | 40 -21               | 0513120-3   | 171 -21              |
| 0513054-4   | 32 -23               | 0513109-11  | 41 -15               | 0513120-4   | 171 -17              |
| 0513054-4   | 33 -23               | 0513109-11  | 42 - 5               | 0513120-6   | 171 -                |
| 0513055-1   | 31 -25               | 0513109-12  | 39 - 9               | 0513120-8   | 166 -18              |
| 0513055-2   | 31 -24               | 0513109-12  | 40 -23               | 0513120-8   | 171 -                |
| 0513056-3   | 99 -31               | 0513109-12  | 41 -16               | 0513122     | 171 - 5              |
| 0513056-3   | 100 -31              | 0513109-12  | 42 - 9               | 0513123     | 171 -10              |
| 0513056-3   | 102 -24              | 0513109-15  | 39 - 7               | 0513124-2   | 171 - 1              |
| 0513056-3   | 103 -29              | 0513109-15  | 40 -18               | 0513124-3   | 166 -22              |
| 0513056-3   | 104 -25              | 0513109-15  | 41 -20               | 0513124-3   | 167 -22              |
| 0513057-1   | 84 -32               | 0513109-15  | 42 - 7               | 0513124-3   | 168 -34              |
| 0513057-1   | 85 -32               | 0513109-200 | 39 - 1               | 0513125     | 171 - 6              |
| 0513057-2   | 84 -32               | 0513109-200 | 40 - 1               | 0513126-1   | 171 -12              |
| 0513057-2   | 85 -32               | 0513109-21  | 82 -29               | 0513129     | 39 -15               |
| 0513058-1   | 84 -35               | 0513109-21  | 83 -29               | 0513129     | 42 -15               |
| 0513058-1   | 85 -31               | 0513109-23  | 39 - 8               | 0513129     | 166 -64              |
| 0513058-2   | 84 -35               | 0513109-23  | 40 -19               | 0513129     | 167 -57              |
| 0513058-2   | 85 -31               | 0513109-23  | 41 -21               | 0513129     | 168 -83              |
| 0513061-3   | 104 -16A             | 0513109-23  | 42 - 8               | 0513131-1   | 31 - 5               |
| 0513061-4   | 104 -16B             | 0513109-24  | 39 - 7               | 0513131-2   | 31 - 5               |

| PART NUMBER    | FIGURE AND INDEX NO. |
|----------------|----------------------|
| 0513131-5      | 31 - 5               |
| 0513132-1      | 31 - 8               |
| 0513132-1      | 32 -28               |
| 0513132-1      | 33 -28               |
| 0513132-10     | 31 - 8               |
| 0513132-11     | 31 - 7               |
| 0513132-2      | 31 - 8               |
| 0513132-2      | 32 -28               |
| 0513132-2      | 33 -28               |
| 0513132-3      | 31 - 7               |
| 0513132-3      | 32 -29               |
| 0513132-3      | 33 -29               |
| 0513132-4      | 31 - 6               |
| 0513132-4      | 32 -29               |
| 0513132-4      | 33 -29               |
| 0513132-9      | 31 - 8               |
| 0513133-2      | 101 - 5              |
| 0513133-20     | 99 - 1               |
| 0513133-20     | 100 - 1              |
| 0513133-23     | 99 - 5               |
| 0513133-23     | 100 - 5              |
| 0513133-4      | 99 - 2               |
| 0513133-4      | 100 - 2              |
| 0513133-5      | 99 - 3               |
| 0513133-5      | 100 - 3              |
| 0513133-70     | 101 - 9              |
| 0513133-71     | 101 - 9              |
| 0513133-72-418 | 101 - 6              |
| 0513133-74-418 | 101 - 6              |
| 0513133-78-418 | 101 - 6              |
| 0513133-82     | 99 -                 |
| 0513133-83     | 100 -                |
| 0513133-86-418 | 99 -36               |
| 0513133-87-418 | 99 -36               |
| 0513133-89-418 | 100 -40              |
| 0513133-9      | 107 -11              |
| 0513133-90     | 107 - 6              |
| 0513133-92-418 | 100 -40              |
| 0513133-94-418 | 101 - 6              |
| 0513133-96-418 | 101 - 6              |
| 0513134-7      | 84 - 6               |
| 0513134-8      | 84 - 7               |
| 0513137-1      | 31 -45               |
| 0513137-1      | 32 -32               |
| 0513137-1      | 33 -32               |
| 0513137-2      | 31 -45               |
| 0513137-2      | 32 -32               |
| 0513137-2      | 33 -32               |
| 0513142-11     | 103 -64              |
| 0513144-13     | 99 -24               |
| 0513144-13     | 102 -30              |
| 0513144-14     | 99 -25               |
| 0513144-14     | 100 -25              |
| 0513144-14     | 102 -31              |
| 0513144-15     | 99 -24               |
| 0513144-15     | 100 -24              |
| 0513144-15     | 102 -30              |
| 0513144-17     | 102 -33              |
| 0513144-18     | 102 -30              |
| 0513144-18     | 103 -40              |
| 0513144-2      | 99 -27               |
| 0513144-2      | 100 -27              |
| 0513144-2      | 102 -33              |
| 0513144-3      | 126 -13              |
| 0513144-7      | 99 -27               |
| 0513144-7      | 102 -33              |
| 0513144-8      | 99 -26               |
| 0513144-8      | 100 -26              |
| 0513144-8      | 102 -32              |
| 0513152-1      | 31 -27               |
| 0513153-6      | 2 - 2                |
| 0513153-6      | 161 -28              |
| 0513156-2      | 192 - 4              |
| 0513156-3      | 192 - 6              |

| PART NUMBER | FIGURE AND INDEX NO. |
|-------------|----------------------|
| 0513157-1   | 31 -55               |
| 0513165-1   | 108 -22              |
| 0513166-1   | 147 -25              |
| 0513166-3   | 148 -46              |
| 0513166-7   | 148 -46              |
| 0513172-1   | 82 -17               |
| 0513172-2   | 82 -15               |
| 0513173-1   | 99 -12               |
| 0513173-1   | 100 -12              |
| 0513173-1   | 102 -58              |
| 0513173-1   | 103 -56              |
| 0513182-10  | 147 -21              |
| 0513182-2   | 147 -21              |
| 0513182-8   | 147 -21              |
| 0513182-9   | 147 -21              |
| 0513185-1   | 31 -26               |
| 0513187-3   | 99 -34               |
| 0513187-3   | 122 -15              |
| 0513187-5   | 102 -50              |
| 0513187-5   | 103 -64              |
| 0513188-1   | 122 -14              |
| 0513188-3   | 122 -14              |
| 0513192-1   | 82 -33               |
| 0513193-1   | 189 -21              |
| 0513193-3   | 189 -21              |
| 0513196-1   | 190 - 5              |
| 0513200-1   | 154 - 1              |
| 0513208-1   | 193 -15              |
| 0513208-1   | 194 -14              |
| 0513208-1   | 195 -19              |
| 0513208-1   | 199 - 5              |
| 0513219-10  | 187 -18              |
| 0513219-13  | 2 - 6                |
| 0513219-13  | 187 -18              |
| 0513220-10  | 101 - 8              |
| 0513220-2   | 101 - 8              |
| 0513220-3   | 101 - 8              |
| 0513220-4   | 101 - 8              |
| 0513220-6   | 101 - 8              |
| 0513220-8   | 101 - 8              |
| 0513220-9   | 101 - 8              |
| 0513225-4   | 107 - 1              |
| 0513229-3   | 190 -16              |
| 0513229-3   | 191 -16              |
| 0513230-10  | 48 - 1               |
| 0513230-12  | 48 - 1               |
| 0513230-14  | 48 - 1               |
| 0513230-18  | 48 - 6A              |
| 0513230-3   | 48 - 5               |
| 0513230-4   | 48 - 6               |
| 0513230-5   | 48 - 8               |
| 0513230-6   | 48 - 8               |
| 0513235-1   | 31 -10               |
| 0513235-1   | 32 -23               |
| 0513235-1   | 33 -23               |
| 0513239-1   | 148 -46A             |
| 0513239-13  | 148 -46A             |
| 0513239-15  | 148 -46B             |
| 0513239-5   | 148 -46A             |
| 0513239-9   | 148 -46A             |
| 0513240-14  | 148 -43              |
| 0513240-17  | 148 -43              |
| 0513240-5   | 148 -43              |
| 0513240-8   | 148 -43              |
| 0513241-9   | 104 -26              |
| 0513242-10  | 104 -13              |
| 0513242-18  | 104 -14              |
| 0513242-26  | 104 -14A             |
| 0513242-27  | 104 -14A             |
| 0513250-1   | 103 -40              |
| 0513250-1   | 104 -53              |
| 0513251-1   | 148 - 6              |
| 0513253-1   | 53 - 1               |
| 0513260-4   | 148 -46A             |

| PART NUMBER | FIGURE AND INDEX NO. |
|-------------|----------------------|
| 0513260-5   | 148 - 4              |
| 0513261-13  | 148 -43              |
| 0513261-14  | 148 -43              |
| 0513261-2   | 148 -43              |
| 0513261-3   | 148 -43              |
| 0513263-1   | 139 - 5              |
| 0513263-4   | 139 - 5              |
| 0513264-1   | 33 -34               |
| 0513267-1   | 141 -24              |
| 0513309-1   | 140 -35              |
| 0513309-1   | 141 -30              |
| 0513310-12  | 31 -13               |
| 0513310-13  | 31 -15               |
| 0513310-14  | 31 -53               |
| 0513310-2   | 31 -12               |
| 0513310-3   | 31 -14               |
| 0513310-9   | 31 -11               |
| 0513311-1   | 99 -28               |
| 0513311-1   | 100 -28              |
| 0513311-1   | 102 -23              |
| 0513311-1   | 103 -28              |
| 0513311-1   | 104 -25              |
| 0513311-1   | 105 -94              |
| 0513311-2   | 99 -29               |
| 0513311-2   | 100 -29              |
| 0513311-2   | 102 -24              |
| 0513311-2   | 103 -29              |
| 0513311-2   | 104 -24              |
| 0513311-2   | 105 -95              |
| 0513312-1   | 28 - 8               |
| 0513312-1   | 29 - 8               |
| 0513312-1   | 30 -16               |
| 0513312-1   | 48 - 3               |
| 0513314-1   | 36 - 2               |
| 0513314-2   | 36 - 1               |
| 0513315-1   | 36 - 4               |
| 0513316-10  | 102 - 8              |
| 0513316-10  | 103 - 8              |
| 0513316-10  | 104 - 6              |
| 0513316-11  | 102 - 9              |
| 0513316-11  | 103 - 9              |
| 0513316-11  | 104 - 7              |
| 0513316-12  | 102 -10              |
| 0513316-12  | 103 -10              |
| 0513316-12  | 104 - 8              |
| 0513316-12  | 105 - 8              |
| 0513316-12  | 106 - 8              |
| 0513316-16  | 103 -14              |
| 0513316-19  | 103 - 2              |
| 0513316-19  | 104 - 9              |
| 0513316-200 | 102 - 1              |
| 0513316-201 | 102 - 1              |
| 0513316-202 | 103 - 1              |
| 0513316-203 | 104 - 1              |
| 0513316-204 | 104 - 1              |
| 0513316-21  | 107 -33              |
| 0513316-22  | 107 -34              |
| 0513316-25  | 102 -12              |
| 0513316-3   | 102 -12              |
| 0513316-4   | 102 - 2              |
| 0513316-5   | 102 - 3              |
| 0513316-5   | 103 - 3              |
| 0513316-5   | 104 - 2              |
| 0513316-6   | 102 - 4              |
| 0513316-6   | 103 - 4              |
| 0513316-6   | 104 - 3              |
| 0513316-6   | 105 -15              |
| 0513316-6   | 106 -15              |
| 0513316-7   | 102 - 5              |
| 0513316-7   | 103 - 5              |
| 0513316-7   | 104 - 4              |
| 0513316-8   | 102 - 6              |
| 0513316-8   | 103 - 6              |
| 0513316-8   | 104 - 5              |

| PART NUMBER    | FIGURE AND INDEX NO. | PART NUMBER | FIGURE AND INDEX NO. | PART NUMBER | FIGURE AND INDEX NO. |
|----------------|----------------------|-------------|----------------------|-------------|----------------------|
| 0513316-9      | 99 - 4               | 0513351-1   | 105 -19              | 0513373-4   | 35 -31               |
| 0513316-9      | 100 - 4              | 0513351-1   | 105 -32              | 0513373-6   | 35 -39               |
| 0513316-9      | 102 - 7              | 0513351-2   | 104 -19              | 0513373-7   | 35 -                 |
| 0513316-9      | 103 - 7              | 0513352-1   | 41 - 4               | 0513373-8   | 35 -31               |
| 0513317-1      | 36 -10               | 0513352-3   | 39 - 1A              | 0513373-9   | 35 -                 |
| 0513319-1-418  | 102 -11              | 0513352-3   | 40 - 2               | 0513374-1   | 35 -35               |
| 0513319-12     | □ 102 -11            | 0513357-1   | 102 -46              | 0513374-2   | 35 -40               |
| 0513319-13     | □ 102 -11            | 0513358-1   | 37 - 4A              | 0513374-4   | 35 -40               |
| 0513319-17     | □ 102 -17            | 0513359-1   | 37 - 5               | 0513375-1   | 32 - 5               |
| 0513319-18     | □ 102 -11            | 0513359-2   | 37 - 6               | 0513375-1   | 33 - 5               |
| 0513319-18-418 | 102 -11              | 0513360-1   | 37 - 7               | 0513375-2   | 32 - 5               |
| 0513319-2-418  | 102 -11              | 0513360-2   | 37 - 8               | 0513375-2   | 33 - 5               |
| 0513319-21     | 102 -17              | 0513361-1   | 37 - 9               | 0513376-1   | 37 -10               |
| 0513319-4      | □ 102 -20            | 0513362-10  | 31 -12               | 0513378-1   | 32 -40               |
| 0513319-4-418  | 102 -20              | 0513362-10  | 32 -14               | 0513378-1   | 33 -41               |
| 0513319-5      | □ 102 -19            | 0513362-12  | 33 -12               | 0513379-1   | 32 -33               |
| 0513319-5      | □ 103 -13            | 0513362-13  | 33 - 7               | 0513379-1   | 33 -33               |
| 0513319-5      | □ 104 -17            | 0513362-14  | 33 - 8               | 0513380-2   | 85 -43               |
| 0513319-5      | □ 105 -25            | 0513362-15  | 33 -14               | 0513382-11  | 166 -20              |
| 0513319-8-418  | 102 -11              | 0513362-17  | 33 -50               | 0513382-12  | 166 -24              |
| 0513319-9-418  | 102 -11              | 0513362-18  | 33 -48               | 0513382-13  | 166 -23              |
| 0513320-8      | 107 -13              | 0513362-18  | 33 -48               | 0513382-13  | 167 -23              |
| 0513320-8      | 107 -24              | 0513362-19  | 33 -49               | 0513382-13  | 168 -35              |
| 0513321-1      | □ 107 -17            | 0513362-25  | 33 - 7               | 0513382-14  | 167 -25A             |
| 0513321-6      | 107 -18              | 0513362-3   | 31 -17               | 0513382-14  | 168 -38              |
| 0513321-7      | 107 -19              | 0513362-3   | 32 - 9               | 0513382-15  | 166 -25              |
| 0513322-1      | 31 -51               | 0513362-3   | 33 - 9               | 0513382-15  | 167 -25              |
| 0513322-1      | 32 -20               | 0513362-30  | 33 -50               | 0513382-15  | 168 -37              |
| 0513322-1      | 33 -20               | 0513362-31  | 33 -48               | 0513382-16  | 166 -20              |
| 0513323-1      | 31 -26               | 0513362-32  | 33 -56               | 0513382-16  | 167 -20              |
| 0513323-1      | 32 -31               | 0513362-33  | 33 -57               | 0513382-16  | 168 -32              |
| 0513323-1      | 33 -31               | 0513362-38  | 33 -12A              | 0513385-2   | 108 -22              |
| 0513323-2      | 31 -28               | 0513362-4   | 31 -18               | 0513385-7   | 108 -22              |
| 0513324-1      | 31 -30               | 0513362-4   | 32 -10               | 0513386-1   | 32 -45               |
| 0513324-2      | 31 -31               | 0513362-4   | 33 -10               | 0513386-1   | 33 -46               |
| 0513325-1      | 31 -25               | 0513362-5   | 31 -16               | 0513386-1   | 141 -23              |
| 0513325-1      | 32 -30               | 0513362-5   | 32 -12               | 0513386-7   | 141 -23              |
| 0513325-1      | 33 -30               | 0513362-6   | 31 -19               | 0513387-1   | 39 - 4B              |
| 0513325-2      | 31 -24               | 0513362-6   | 32 -11               | 0513387-1   | 40 - 6               |
| 0513325-2      | 32 -30               | 0513362-6   | 33 -11               | 0513387-1   | 41 - 7               |
| 0513325-2      | 33 -30               | 0513362-7   | 31 -14               | 0513390-1   | □ 103 -12            |
| 0513325-3      | 33 -30               | 0513362-7   | 32 - 7               | 0513390-10  | □ 103 -26            |
| 0513325-4      | 33 -30               | 0513362-8   | 31 -13               | 0513390-11  | 103 -19              |
| 0513326-1      | 31 -53               | 0513362-8   | 32 - 8               | 0513390-12  | □ 107 -31            |
| 0513326-1      | 32 -35               | 0513362-9   | 32 -13               | 0513390-22  | 103 -75              |
| 0513326-2      | 33 -35               | 0513362-9   | 33 -13               | 0513390-22  | □ 104 -23            |
| 0513327-1      | 39 -17               | 0513363-1   | 37 - 1               | 0513390-25  | □ 104 -16            |
| 0513327-1      | 40 -12               | 0513363-2   | 37 - 2               | 0513390-27  | □ 104 -16            |
| 0513327-1      | 41 -38               | 0513364-1   | 37 - 3               | 0513390-29  | □ 107 -31            |
| 0513327-1      | 42 -17               | 0513364-2   | 37 - 3               | 0513390-31  | □ 104 -16            |
| 0513327-2      | 39 -18               | 0513365-1   | 38 - 4               | 0513390-6   | □ 103 -12            |
| 0513327-2      | 40 -13               | 0513366-1   | 38 - 6               | 0513390-9   | □ 103 -21            |
| 0513327-2      | 41 -39               | 0513366-4   | 38 -12               | 0513390-9   | □ 104 -18            |
| 0513327-2      | 42 -18               | 0513367-1   | 38 - 5               | 0513392     | 103 -52              |
| 0513328-2      | 53 - 2               | 0513368-10  | 38 -10               | 0513392-1   | 104 -49              |
| 0513330-11     | 31 -14               | 0513368-2   | 38 - 1               | 0513392-3   | 104 -57              |
| 0513330-12     | 31 -13               | 0513368-200 | 38 -                 | 0513392-4   | 105 -62              |
| 0513330-13     | 31 -12               | 0513368-201 | 38 -                 | 0513392-5   | 105 -62              |
| 0513330-9      | 31 -11               | 0513368-4   | 38 - 3               | 0513392-5   | 106 -62              |
| 0513331-2      | 142 -35              | 0513368-7   | 38 -10               | 0513392-5   | 106 -64              |
| 0513331-2      | 143 -26              | 0513368-7   | 104 -10              | 0513393-1   | 103 -26              |
| 0513332-200    | 148 -43              | 0513368-8   | 38 -11               | 0513393-1   | 104 -13              |
| 0513332-201    | 148 -43              | 0513368-8   | 104 -11              | 0513395-1   | 110 - 1              |
| 0513340-19     | 148 -43              | 0513369-1   | 32 -25               | 0513395-2   | 110 - 1              |
| 0513342-1      | 108 -22              | 0513369-1   | 33 -25               | 0513399-1   | 30 -11A              |
| 0513345-1      | 31 -54               | 0513369-2   | 32 -25               | 0513399-1   | 168 -11              |
| 0513348-1      | 82 -17A              | 0513369-2   | 33 -25               | 0513405-2   | 105 -70              |
| 0513348-1      | 83 -12               | 0513370-1   | 35 -59               | 0513405-2   | 106 -73              |
| 0513351-1      | 102 -18              | 0513370-1   | 155 - 1              | 0513411-1   | 33 -31A              |
| 0513351-1      | 102 -21              | 0513372-1   | 37 -14               | 0513414-1   | 148 -42D             |
| 0513351-1      | 103 -20              | 0513372-2   | 37 -14               | 0513417-1   | 161 -36              |
| 0513351-1      | 103 -22              | 0513373-1   | 35 -                 | 0513419-1   | 82 -16A              |
| 0513351-1      | 104 -15              | 0513373-2   | 35 -34               | 0513419-1   | 83 -10               |
| 0513351-1      | 104 -19              | 0513373-3   | 35 -39               | 0513420-1   | 139 -28B             |

| PART NUMBER | FIGURE AND INDEX NO. |
|-------------|----------------------|
| 0513420-2   | 139 -28C             |
| 0513422-1   | 107 -31              |
| 0513423-2   | 105 -26              |
| 0513424-1   | 105 -91              |
| 0513424-2   | 107 -32              |
| 0513424-3   | 105 -71              |
| 0513425-1   | 83 - 6               |
| 0513426-1   | 30 -10               |
| 0513427-1   | 105 -29              |
| 0513427-1   | 106 -28              |
| 0513429-1   | 110 - 7              |
| 0513429-2   | 110 - 7              |
| 0513434-3   | 105 -98A             |
| 0513434-4   | 105 -98B             |
| 0513434-4   | 106 -92B             |
| 0513434-5   | 105 -98A             |
| 0513434-5   | 106 -92              |
| 0513437-2   | 108 -59              |
| 0513438-1   | 107 -31              |
| 0513438-8   | 107 -32              |
| 0513445-1   | 105 -31              |
| 0513445-10  | 105 -53              |
| 0513445-13  | 106 -20              |
| 0513445-22  | 106 -30              |
| 0513445-23  | 106 -34              |
| 0513445-24  | 106 -34              |
| 0513445-5   | 105 -18              |
| 0513445-9   | 105 -53              |
| 0513446-1   | 105 -26              |
| 0513446-2   | 106 -25              |
| 0513446-4   | 106 -25              |
| 0513448-1   | 185 -31              |
| 0513454-3   | 106 -92A             |
| 0513456-1   | 140 -35              |
| 0513456-1   | 141 -30              |
| 0514002-2   | # 84 - 2             |
| 0514007-11  | 96 -28               |
| 0514008-5   | # 84 -22             |
| 0514009-1   | # 84 - 1             |
| 0514009-10  | # 84 -12             |
| 0514009-16  | # 76 - 3             |
| 0514009-2   | # 84 - 2             |
| 0514009-5   | # 73 - 3             |
| 0514009-6   | # 75 - 4             |
| 0514009-9   | # 84 -11             |
| 0514010-1   | # 96 -               |
| 0514010-10  | 96 -14               |
| 0514010-11  | 96 -14               |
| 0514010-12  | 96 - 9               |
| 0514010-12  | 96 - 9               |
| 0514010-13  | 96 - 9               |
| 0514010-14  | 96 - 9               |
| 0514010-15  | # 96 -               |
| 0514010-19  | # 96 -               |
| 0514010-2   | # 96 -               |
| 0514010-20  | # 96 - 8             |
| 0514010-200 | # 96 -12             |
| 0514010-201 | # 96 -12             |
| 0514010-202 | # 96 - 3             |
| 0514010-203 | # 96 - 3             |
| 0514010-204 | # 96 - 3             |
| 0514010-205 | # 96 -12             |
| 0514010-206 | # 96 - 3             |
| 0514010-207 | # 96 -12             |
| 0514010-21  | # 96 -13             |
| 0514010-22  | 96 - 9               |
| 0514010-23  | 96 -14               |
| 0514010-3   | # 96 -13             |
| 0514010-4   | # 96 -13             |
| 0514010-5   | # 96 - 8             |
| 0514010-6   | # 96 - 8             |
| 0514010-9   | 96 -14               |
| 0514011-1   | 96 -10               |
| 0514012-1   | 82 -21A              |

| PART NUMBER | FIGURE AND INDEX NO. |
|-------------|----------------------|
| 0514012-2   | 82 -21               |
| 0514017-1   | 93 -19               |
| 0514017-2   | 93 -19               |
| 0514017-3   | 93 -18               |
| 0514017-3   | 94 -16               |
| 0514018-1   | 93 - 8               |
| 0514018-15  | 93 - 8               |
| 0514018-3   | 93 -10               |
| 0514023-1   | 93 -24               |
| 0514024-1   | 93 -39               |
| 0514024-2   | 93 -39               |
| 0514026-11  | 93 -21               |
| 0514026-11  | 93 -42               |
| 0514026-2   | 94 -38               |
| 0514026-4   | 93 -48               |
| 0514026-4   | 94 -48               |
| 0514027-21  | 94 -59               |
| 0514027-5   | 93 -65               |
| 0514027-6   | 93 -34               |
| 0514027-9   | 93 -34               |
| 0514028-10  | 93 -25               |
| 0514028-15  | 93 -25               |
| 0514028-5   | 93 -46               |
| 0514028-5   | 93 -53               |
| 0514028-5   | 94 -42               |
| 0514028-6   | 93 -45               |
| 0514028-6   | 94 -41               |
| 0514029-2   | 93 - 3               |
| 0514029-2   | 94 - 3               |
| 0514030-4   | 93 -22               |
| 0514030-4   | 94 -19               |
| 0514032-1   | 93 -55               |
| 0514032-1   | 94 -49               |
| 0514033-1   | 93 -29               |
| 0514033-1   | 94 -28               |
| 0514033-2   | 93 -60               |
| 0514033-2   | 94 -55               |
| 0514034-1   | 93 -43               |
| 0514034-1   | 94 -39               |
| 0514035-1   | 93 -40               |
| 0514035-17  | 94 -36               |
| 0514035-18  | 94 -37               |
| 0514035-2   | 93 -41               |
| 0514036-1   | 93 -27               |
| 0514036-1   | 94 -26               |
| 0514037-1   | 93 -67               |
| 0514039-1   | # 84 - 1             |
| 0514039-10  | # 84 -12             |
| 0514039-16  | # 76 - 3             |
| 0514039-2   | # 84 - 2             |
| 0514039-5   | # 73 - 3             |
| 0514039-6   | # 75 - 4             |
| 0514039-9   | # 84 -11             |
| 0514042-1   | 98 - 4               |
| 0514043-1   | 88 -50               |
| 0514043-1   | 89 -49               |
| 0514044-1   | 95 - 5               |
| 0514044-1   | 96 -14A              |
| 0514047-1   | 93 -73               |
| 0514047-9   | 93 -73               |
| 0514048-1   | 88 -64               |
| 0514048-1   | 89 -59               |
| 0514048-1   | 93 -90               |
| 0514048-1   | 94 -88               |
| 0514048-1   | 95 -40               |
| 0514048-1   | 96 -31               |
| 0514048-9   | 88 -65               |
| 0514048-9   | 89 -60               |
| 0514048-9   | 93 -90               |
| 0514048-9   | 94 -89               |
| 0514048-9   | 95 -41               |
| 0514048-9   | 96 -32               |
| 0514049-1   | 189 -24              |
| 0514051-1   | 94 -35               |

| PART NUMBER | FIGURE AND INDEX NO. |
|-------------|----------------------|
| 0514051-2   | 94 -35               |
| 0514052-1   | 89 -35               |
| 0514055-1   | 88 -13               |
| 0514055-11  | 88 -13               |
| 0514055-3   | 88 -15               |
| 0514056-1   | 96 -10               |
| 0514057-1   | 95 -35               |
| 0514057-2   | 95 -36               |
| 0514058-1   | 88 -18               |
| 0514058-1   | 89 -18               |
| 0514059-1   | # 84 - 1             |
| 0514059-10  | # 84 -12             |
| 0514059-17  | # 76 - 3             |
| 0514059-2   | # 84 - 2             |
| 0514059-5   | # 73 - 3             |
| 0514059-6   | # 75 - 4             |
| 0514059-9   | # 84 -11             |
| 0514060-5   | 93 -24               |
| 0514060-5   | 94 -25               |
| 0514062-1   | 83 - 1               |
| 0514062-10  | 83 - 1               |
| 0514062-2   | 83 - 1               |
| 0514062-9   | 83 - 1               |
| 0514064-1   | 83 -27               |
| 0514065-1   | 84 - 8               |
| 0514065-1   | 85 - 6               |
| 0514065-2   | 84 - 9               |
| 0514065-2   | 85 - 7               |
| 0514066-1   | 89 -37               |
| 0514067-1   | 83 - 2               |
| 0514068-2   | 83 - 8               |
| 0514069-1   | 83 -21               |
| 0514071-1   | 83 -16               |
| 0514071-2   | 83 -16               |
| 0514072-1   | 83 -26               |
| 0514072-2   | 83 -26               |
| 0514073-1   | # 84 - 1             |
| 0514073-10  | # 84 -12             |
| 0514073-17  | # 76 - 3             |
| 0514073-2   | # 84 - 2             |
| 0514073-5   | # 73 - 3             |
| 0514073-6   | # 75 - 4             |
| 0514073-9   | # 84 -11             |
| 0514075-1   | # 88 -               |
| 0514075-13  | # 89 -16             |
| 0514075-14  | # 89 -10             |
| 0514075-15  | # 89 -               |
| 0514075-2   | 88 -17               |
| 0514075-2   | 89 -17               |
| 0514075-3   | # 88 -16             |
| 0514075-7   | # 88 -10             |
| 0514076-1   | 88 -13               |
| 0514076-1   | 89 -13               |
| 0514076-2   | 93 - 8               |
| 0514077-1   | # 93 -               |
| 0514077-10  | # 94 -               |
| 0514077-11  | # 94 - 7             |
| 0514077-2   | # 93 -               |
| 0514077-5   | # 93 -17             |
| 0514077-6   | # 93 - 7             |
| 0514077-8   | # 94 -15             |
| 0514077-9   | # 94 -               |
| 0514078-5   | # 73 -47             |
| 0514078-5   | # 75 -26             |
| 0514078-5   | # 76 -44A            |
| 0514079-1   | # 84 -13             |
| 0514079-2   | # 84 -13             |
| 0514080-1   | 148 -52              |
| 0514081-1   | # 96 -               |
| 0514081-12  | # 96 -               |
| 0514081-13  | # 96 -13             |
| 0514081-14  | # 96 - 8             |
| 0514081-6   | # 96 -13             |
| 0514081-9   | # 96 - 8             |



| PART NUMBER | FIGURE AND INDEX NO. |
|-------------|----------------------|
| 0514082-12  | # 95 -33             |
| 0514082-13  | # 95 -32             |
| 0514082-16  | # 95 - 3             |
| 0514082-17  | # 95 - 3             |
| 0514082-19  | # 95 -               |
| 0514082-2   | # 95 -23             |
| 0514082-23  | # 95 -23             |
| 0514082-24  | # 95 -23             |
| 0514082-27  | # 95 - 3             |
| 0514082-28  | # 95 -33             |
| 0514082-29  | # 95 -32             |
| 0514082-3   | # 95 -23             |
| 0514082-30  | # 95 - 3             |
| 0514082-4   | # 95 -               |
| 0514083-1   | □ 94 - 8             |
| 0514088-1   | 148 -52              |
| 0514089-1   | 94 -34               |
| 0514090-4   | 94 -73               |
| 0514093-1   | # 89 -               |
| 0514093-2   | # 89 -11             |
| 0514093-200 | # 89 -15             |
| 0514093-201 | # 89 - 1             |
| 0514093-3   | # 89 -10             |
| 0514093-4   | # 89 -16             |
| 0514094-1   | # 94 -               |
| 0514094-2   | # 94 -               |
| 0514094-6   | # 94 -15             |
| 0514094-7   | # 94 - 7             |
| 0514095-1   | # 96 -               |
| 0514095-2   | # 96 - 8             |
| 0514095-3   | # 96 - 9             |
| 0514095-4   | # 96 -13             |
| 0514096-10  | # 95 -34             |
| 0514096-11  | # 95 -               |
| 0514096-2   | # 95 -23             |
| 0514096-3   | # 95 -23             |
| 0514096-4   | # 95 - 3             |
| 0514096-5   | # 95 - 3             |
| 0514096-6   | # 95 -33             |
| 0514096-7   | # 95 -32             |
| 0514096-9   | # 95 -34             |
| 0514097-1   | 148 -52              |
| 0514101-1   | 94 -25A              |
| 0514101-2   | 94 -25A              |
| 0515001-1   | # 93 -               |
| 0515001-10  | # 93 -17             |
| 0515001-20  | # 93 -               |
| 0515001-200 | # 93 - 1             |
| 0515001-201 | # 93 -11             |
| 0515001-210 | # 93 -11             |
| 0515001-211 | # 93 - 1             |
| 0515001-212 | # 93 -11             |
| 0515001-213 | # 93 -11             |
| 0515001-23  | # 93 -               |
| 0515001-24  | # 93 -               |
| 0515001-35  | # 93 -17             |
| 0515001-39  | # 93 - 7             |
| 0515001-7   | # 93 - 7             |
| 0515002-1   | # 98 -               |
| 0515002-10  | # 98 -13             |
| 0515002-4   | # 98 -10             |
| 0515002-6   | # 98 -12             |
| 0515002-9   | # 98 -11             |
| 0515003-2   | 105 -17              |
| 0515003-2   | 106 -19              |
| 0515004-1   | # 84 - 1             |
| 0515004-18  | # 76 - 3             |
| 0515004-3   | # 73 - 3             |
| 0515004-4   | # 75 - 4             |
| 0515004-5   | # 84 -11             |
| 0515004-6   | # 84 -12             |
| 0515005-1   | # 85 - 1             |
| 0515005-16  | # 76 - 3             |
| 0515005-2   | # 85 - 2             |

| PART NUMBER | FIGURE AND INDEX NO. |
|-------------|----------------------|
| 0515005-3   | # 73 - 3             |
| 0515005-4   | # 75 - 4             |
| 0515005-5   | # 85 - 9             |
| 0515005-6   | # 85 -10             |
| 0515008-1   | # 83 -22             |
| 0515009-1   | □ 85 -25             |
| 0515010-10  | □ 83 -37             |
| 0515012-1   | □ 85 -19             |
| 0515012-2   | □ 85 -22             |
| 0515014-1   | □ 83 -18             |
| 0515015-1   | □ 85 -23             |
| 0515016-2   | # 84 -23B            |
| 0515016-2   | # 84 -23B            |
| 0515016-2   | # 85 -37             |
| 0515016-3   | # 84 -23A            |
| 0515016-3   | # 84 -23A            |
| 0515016-3   | # 85 -38             |
| 0515016-4   | # 84 -22             |
| 0515016-4   | # 85 -39             |
| 0515016-5   | # 85 -40             |
| 0515018-1   | □ 85 -15             |
| 0515019-3   | □ 85 -24             |
| 0515020-1   | □ 85 - 5             |
| 0516008-1   | 166 -24A             |
| 0516008-1   | 167 -24              |
| 0516008-1   | 168 -36              |
| 0517002-1   | 73 -45               |
| 0517002-1   | 76 -42               |
| 0517006-2   | 73 - 5B              |
| 0517006-2   | 75 - 6C              |
| 0517006-2   | 76 - 5B              |
| 0520005-10  | 4 -53                |
| 0520005-11  | 4 -53                |
| 0520005-12  | 4 -50                |
| 0520005-13  | 4 -50                |
| 0520005-3   | 4 -55                |
| 0520005-3   | 4 -62                |
| 0520005-6   | 4 -54                |
| 0520005-7   | 4 -56                |
| 0520008     | 4 -57                |
| 0520008-1   | 4 -57                |
| 0520009-1   | 14 -21               |
| 0520009-10  | 14 -18               |
| 0520009-11  | 14 -19               |
| 0520009-12  | 14 -19               |
| 0520009-2   | 14 -21               |
| 0520009-3   | 14 -22               |
| 0520009-4   | 14 -22               |
| 0520009-5   | 14 -23               |
| 0520009-6   | 14 -23               |
| 0520009-7   | 14 -17               |
| 0520009-8   | 14 -17               |
| 0520009-9   | 14 -18               |
| 0520015-1   | 4 -60                |
| 0520015-2   | 4 -60                |
| 0520016-1   | 4 -64                |
| 0520016-2   | 4 -64                |
| 0521101-2   | 199 - 1              |
| 0521101-6   | 199 - 2              |
| 0521102-1   | 14 -25               |
| 0521103-1   | 161 - 1A             |
| 0521103-3   | 161 - 1A             |
| 0521103-4   | 161 - 1A             |
| 0522101-1   | 4 -20A               |
| 0522150-1   | 21 -15               |
| 0522150-2   | 21 -15               |
| 0522150-3   | 21 -18               |
| 0522150-4   | 21 -18               |
| 0522617-1   | 4 -14                |
| 0522617-13  | 5 - 1                |
| 0522617-14  | 5 - 1                |
| 0522617-15  | 5 - 1                |
| 0522617-16  | 5 - 1                |
| 0522617-2   | 4 -14                |

| PART NUMBER | FIGURE AND INDEX NO. |
|-------------|----------------------|
| 0522629-1   | 19 - 5               |
| 0522629-1   | 20 - 5               |
| 0522629-1   | 159 -20              |
| 0522630-1   | 6 -35A               |
| 0522630-1   | 8 -31A               |
| 0522630-2   | 6 -35A               |
| 0522630-2   | 8 -31B               |
| 0522630-3   | 7 -25                |
| 0522630-3   | 9 -26                |
| 0522630-4   | 7 -26                |
| 0522630-4   | 9 -27                |
| 0523003-10  | 10 -16               |
| 0523003-11  | 10 -16A              |
| 0523003-40  | 14 -20               |
| 0523003-48  | 6 - 9                |
| 0523003-48  | 8 - 9                |
| 0523003-52  | 14 - 4               |
| 0523003-56  | 10 -26               |
| 0523003-57  | 10 -26               |
| 0523003-62  | 14 - 4               |
| 0523003-62  | 15 - 7               |
| 0523003-63  | 10 -16A              |
| 0523003-74  | 14 - 5               |
| 0523003-79  | 14 - 4               |
| 0523003-80  | 14 -13               |
| 0523003-81  | 14 -16               |
| 0523003-83  | 14 - 6               |
| 0523005-100 | 6 -                  |
| 0523005-200 | 6 -                  |
| 0523005-201 | 6 -                  |
| 0523005-202 | 8 -                  |
| 0523005-203 | 8 -                  |
| 0523005-204 | 10 -                 |
| 0523005-205 | 6 -                  |
| 0523005-206 | 8 -                  |
| 0523005-209 | 8 -                  |
| 0523005-21  | 10 - 1               |
| 0523005-214 | 6 -                  |
| 0523005-215 | 6 -                  |
| 0523005-216 | 6 -                  |
| 0523005-217 | 8 -                  |
| 0523005-218 | 8 -                  |
| 0523005-219 | 8 -                  |
| 0523005-22  | 10 - 1               |
| 0523005-220 | 8 -                  |
| 0523005-222 | 6 -                  |
| 0523005-224 | 8 -                  |
| 0523005-229 | 10 -15               |
| 0523005-50  | 12 -26               |
| 0523005-51  | 12 -26               |
| 0523005-52  | 10 -25               |
| 0523005-53  | 10 -25               |
| 0523005-54  | 10 -                 |
| 0523005-55  | 10 -                 |
| 0523005-56  | 10 -15               |
| 0523005-57  | 10 -15               |
| 0523005-59  | 14 - 2               |
| 0523005-60  | 14 -14               |
| 0523005-61  | 14 - 1               |
| 0523005-68  | 10 - 1               |
| 0523005-83  | 6 -                  |
| 0523005-85  | 8 -                  |
| 0523005-87  | 14 - 1               |
| 0523005-88  | 14 - 2               |
| 0523005-91  | 6 -                  |
| 0523005-92  | 8 -                  |
| 0523005-96  | 8 -                  |
| 0523007-10  | 14 - 3               |
| 0523007-42  | 14 -12               |
| 0523007-45  | 14 -15               |
| 0523007-9   | 14 - 3               |
| 0523008-10  | 6 -43                |
| 0523008-10  | 8 -39                |
| 0523008-10  | 8 -39                |



| PART NUMBER | FIGURE AND INDEX NO. |
|-------------|----------------------|
| 0523008-3   | 6 -42                |
| 0523008-3   | 8 -38                |
| 0523008-4   | 6 -42                |
| 0523008-4   | 8 -38                |
| 0523008-7   | 6 -40                |
| 0523008-7   | 8 -36                |
| 0523008-9   | 6 -43                |
| 0523010-1   | 7 - 4                |
| 0523010-1   | 9 - 4                |
| 0523010-2   | 7 - 4                |
| 0523010-2   | 9 - 4                |
| 0523011-1   | 7 -                  |
| 0523011-10  | 15 - 6               |
| 0523011-11  | 15 - 6               |
| 0523011-12  | 15 -16               |
| 0523011-13  | 9 -                  |
| 0523011-14  | 9 -                  |
| 0523011-17  | 15 - 2               |
| 0523011-18  | 15 - 2               |
| 0523011-19  | 15 -14               |
| 0523011-2   | 7 -                  |
| 0523011-20  | 15 -14               |
| 0523011-3   | 15 -13               |
| 0523011-4   | 15 -13               |
| 0523011-5   | 15 - 1               |
| 0523011-6   | 15 - 1               |
| 0523011-7   | 15 -15               |
| 0523011-8   | 15 - 5               |
| 0523011-9   | 15 - 5               |
| 0523014-1   | 13 - 2               |
| 0523014-2   | 13 - 2               |
| 0523014-3   | 13 - 2               |
| 0523014-4   | 13 - 2               |
| 0523015-1   | 13 - 1               |
| 0523015-2   | 13 - 1               |
| 0523016-1   | 13 -10               |
| 0523017-1   | 13 -13               |
| 0523017-2   | 13 -13               |
| 0523018-1   | 13 -                 |
| 0523018-2   | 13 -                 |
| 0523018-3   | 13 -                 |
| 0523018-4   | 13 -                 |
| 0523019-1   | 13 -12               |
| 0523020-1   | 13 -11               |
| 0523020-2   | 13 -11               |
| 0523020-3   | 13 -11               |
| 0523020-4   | 13 -11               |
| 0523021-1   | 13 -14               |
| 0523021-2   | 13 -14               |
| 0523021-3   | 13 -14               |
| 0523021-4   | 13 -14               |
| 0523022-1   | 13 -16               |
| 0523022-2   | 13 -16               |
| 0523023-1   | 7 - 7                |
| 0523023-1   | 9 - 7                |
| 0523025-1   | 7 -12                |
| 0523026-1   | 11 - 2               |
| 0523026-2   | 11 - 2               |
| 0523027-1   | 11 - 6               |
| 0523027-2   | 11 - 7               |
| 0523027-3   | 11 - 5               |
| 0523028-1   | 11 -                 |
| 0523028-2   | 11 -                 |
| 0523028-3   | 11 -                 |
| 0523028-4   | 11 -                 |
| 0523028-5   | 11 - 1               |
| 0523028-6   | 11 - 1               |
| 0523028-7   | 11 - 1               |
| 0523028-8   | 11 - 1               |
| 0523029-1   | 11 -15               |
| 0523029-2   | 11 -15               |
| 0523029-3   | 11 -16               |
| 0523029-4   | 11 -16               |
| 0523030-1   | 11 -25               |

| PART NUMBER | FIGURE AND INDEX NO. |
|-------------|----------------------|
| 0523030-2   | 11 -25               |
| 0523031-1   | 11 -17               |
| 0523031-2   | 11 -17               |
| 0523032-1   | 11 -18               |
| 0523032-2   | 11 -18               |
| 0523033-1   | 11 -19               |
| 0523033-2   | 11 -19               |
| 0523034-1   | 11 -20               |
| 0523034-2   | 11 -20               |
| 0523035-1   | 11 -21               |
| 0523035-2   | 11 -21               |
| 0523036-1   | 11 -22               |
| 0523036-2   | 11 -22               |
| 0523037-1   | 13 -36               |
| 0523037-2   | 13 -35               |
| 0523037-3   | 13 -33               |
| 0523037-4   | 13 -31               |
| 0523038-1   | 15 -22               |
| 0523038-10  | 15 -18               |
| 0523038-11  | 15 -19               |
| 0523038-12  | 15 -19               |
| 0523038-13  | 15 -22               |
| 0523038-14  | 15 -22               |
| 0523038-15  | 15 -24               |
| 0523038-16  | 15 -24               |
| 0523038-17  | 15 -25               |
| 0523038-18  | 15 -25               |
| 0523038-19  | 15 -17               |
| 0523038-2   | 15 -22               |
| 0523038-20  | 15 -17               |
| 0523038-21  | 15 -18               |
| 0523038-22  | 15 -18               |
| 0523038-23  | 15 -19               |
| 0523038-24  | 15 -19               |
| 0523038-3   | 15 -24               |
| 0523038-4   | 15 -24               |
| 0523038-5   | 15 -25               |
| 0523038-6   | 15 -25               |
| 0523038-7   | 15 -17               |
| 0523038-8   | 15 -17               |
| 0523038-9   | 15 -18               |
| 0523039-1   | 15 - 3               |
| 0523039-2   | 9 -13                |
| 0523039-2   | 15 - 4               |
| 0523040-1   | 13 -30               |
| 0523040-2   | 13 -30               |
| 0523041-1   | 13 -19               |
| 0523041-2   | 13 -19               |
| 0523041-3   | 13 -21               |
| 0523041-4   | 13 -21               |
| 0523042-1   | 13 -26               |
| 0523043-1   | 13 -32               |
| 0523043-2   | 13 -32               |
| 0523044-1   | 13 -34               |
| 0523044-2   | 13 -34               |
| 0523045-1   | 15 -21               |
| 0523045-2   | 15 -21               |
| 0523045-5   | 15 -20               |
| 0523045-6   | 15 -20               |
| 0523046-1   | 13 -23               |
| 0523046-2   | 13 -23               |
| 0523047-1   | 21 -18               |
| 0523047-2   | 21 -18               |
| 0523048-1   | 11 -15A              |
| 0523106     | 10 -23               |
| 0523107     | 10 - 6               |
| 0523107-2   | 10 - 2               |
| 0523107-3   | 10 - 2               |
| 0523108     | 10 - 7               |
| 0523110-1   | 10 -17               |
| 0523110-2   | 10 -17               |
| 0523111-1   | 10 - 8               |
| 0523111-2   | 10 - 8               |
| 0523115     | 196 - 1              |

| PART NUMBER | FIGURE AND INDEX NO. |
|-------------|----------------------|
| 0523115-2   | 4 -21                |
| 0523115-3   | 196 - 2              |
| 0523115-5   | 196 - 3              |
| 0523118-1   | 196 - 4              |
| 0523215     | 12 -32               |
| 0523215-1   | 12 -32               |
| 0523216     | 12 -31               |
| 0523218     | 19 -12               |
| 0523218     | 149 -65              |
| 0523218     | 150 -52              |
| 0523218-2   | 19 -16               |
| 0523219-2   | 6 -36                |
| 0523219-2   | 7 -37                |
| 0523219-2   | 8 -32                |
| 0523219-2   | 9 -39                |
| 0523219-3   | 6 -36                |
| 0523219-3   | 7 -37                |
| 0523219-3   | 8 -32                |
| 0523219-3   | 9 -39                |
| 0523219-4   | 6 -36                |
| 0523219-4   | 7 -37                |
| 0523219-4   | 8 -32                |
| 0523219-4   | 9 -39                |
| 0523219-5   | 6 -36                |
| 0523219-5   | 7 -37                |
| 0523219-5   | 8 -32                |
| 0523219-5   | 9 -39                |
| 0523221     | 19 - 2               |
| 0523222     | 19 -10               |
| 0523223     | 19 - 1               |
| 0523223     | 149 -64              |
| 0523223     | 150 -50              |
| 0523223-1   | 19 - 1               |
| 0523223-1   | 149 -64              |
| 0523223-1   | 150 -50              |
| 0523230     | 6 -28                |
| 0523230     | 7 -31                |
| 0523230     | 8 -24                |
| 0523230     | 9 -33                |
| 0523230-1   | 6 -28                |
| 0523230-1   | 7 -31                |
| 0523230-1   | 8 -24                |
| 0523230-1   | 9 -33                |
| 0523230-4   | 6 -28                |
| 0523230-4   | 7 -31                |
| 0523230-4   | 8 -24                |
| 0523230-4   | 9 -33                |
| 0523230-5   | 6 -28                |
| 0523230-5   | 7 -31                |
| 0523230-5   | 8 -24                |
| 0523230-5   | 9 -33                |
| 0523231     | 6 -24                |
| 0523231     | 8 -20                |
| 0523231-13  | 7 -14                |
| 0523231-13  | 9 -15                |
| 0523231-5   | 6 -24                |
| 0523231-5   | 8 -20                |
| 0523232-2   | 6 -23                |
| 0523232-2   | 8 -19                |
| 0523232-6   | 7 -13                |
| 0523232-6   | 9 -14                |
| 0523233     | 6 -26                |
| 0523233     | 8 -22                |
| 0523233-11  | 7 -15                |
| 0523233-11  | 9 -16                |
| 0523233-2   | 6 -25                |
| 0523233-2   | 8 -21                |
| 0523233-22  | 7 -21                |
| 0523233-22  | 9 -22                |
| 0523233-3   | 6 -27                |
| 0523233-3   | 7 -22                |
| 0523233-3   | 8 -23                |
| 0523233-3   | 9 -23                |
| 0523301-1   | 12 -                 |



| PART NUMBER | FIGURE AND INDEX NO. |
|-------------|----------------------|
| 0523301-2   | 12 -                 |
| 0523301-3   | 12 -                 |
| 0523301-4   | 12 -                 |
| 0523306     | 12 - 6               |
| 0523306     | 13 - 6               |
| 0523307-1   | 21 - 4               |
| 0523308     | 12 -10               |
| 0523309     | 12 -13               |
| 0523309-1   | 12 -13               |
| 0523311     | 12 -12               |
| 0523314     | 12 -11               |
| 0523314-1   | 12 -11               |
| 0523315     | 12 -14               |
| 0523315-1   | 12 -14               |
| 0523316     | 12 -18               |
| 0523316-1   | 12 -18               |
| 0523317     | 12 - 1               |
| 0523317-1   | 12 - 1               |
| 0523318     | 12 -17               |
| 0523318-1   | 12 -17               |
| 0523319-3   | 12 -15               |
| 0523319-4   | 12 -15               |
| 0523321-1   | 12 -16               |
| 0523321-2   | 12 -16               |
| 0523322-1   | 12 - 2               |
| 0523322-2   | 12 - 2               |
| 0523400-110 | 12 -18               |
| 0523400-14  | 12 -18               |
| 0523400-15  | 12 -18               |
| 0523400-20  | 12 -22               |
| 0523400-21  | 12 -22               |
| 0523400-50  | 12 -19               |
| 0523400-51  | 12 -19               |
| 0523406     | 12 -26               |
| 0523406-1   | 12 -26               |
| 0523406-4   | 13 -20               |
| 0523406-5   | 13 -20               |
| 0523407     | 6 -33                |
| 0523407     | 7 -27                |
| 0523407     | 8 -28                |
| 0523407     | 9 -28                |
| 0523407-1   | 6 -32                |
| 0523407-1   | 7 -28                |
| 0523407-1   | 8 -29                |
| 0523407-1   | 9 -29                |
| 0523408     | 6 -31                |
| 0523408     | 8 -27                |
| 0523409     | 12 -25               |
| 0523409     | 13 -27               |
| 0523505-1   | 8 -41                |
| 0523505-2   | 8 -41                |
| 0523505-5   | 9 -18                |
| 0523505-6   | 9 -18                |
| 0523507     | 6 - 7                |
| 0523507     | 8 - 7                |
| 0523507-1   | 6 - 7                |
| 0523507-1   | 8 - 7                |
| 0523508-12  | 8 -42                |
| 0523508-16  | 7 -16                |
| 0523508-25  | 8 -42                |
| 0523508-26  | 8 -42                |
| 0523508-28  | 9 -19                |
| 0523508-29  | 9 -19                |
| 0523508-35  | 6 -10                |
| 0523508-37  | 7 -16                |
| 0523508-5   | 6 -10                |
| 0523509-1   | 6 -12                |
| 0523509-1   | 6 -12                |
| 0523509-16  | 6 -12                |
| 0523509-18  | 7 -18                |
| 0523509-18  | 9 -31                |
| 0523510     | 8 -11                |
| 0523510-1   | 8 -11                |
| 0523510-19  | 7 -30                |

| PART NUMBER | FIGURE AND INDEX NO. |
|-------------|----------------------|
| 0523510-19  | 9 -32                |
| 0523510-20  | 7 -30                |
| 0523510-20  | 9 -32                |
| 0523510-6   | 6 -15                |
| 0523510-6   | 8 -11                |
| 0523510-7   | 6 -15                |
| 0523510-7   | 8 -11                |
| 0523511-14  | 7 -32                |
| 0523511-14  | 9 -34                |
| 0523511-15  | 7 -33                |
| 0523511-15  | 9 -35                |
| 0523511-3   | 6 -16                |
| 0523511-3   | 8 -12                |
| 0523511-4   | 6 -29                |
| 0523511-4   | 8 -25                |
| 0523512-19  | 7 -34                |
| 0523512-19  | 9 -36                |
| 0523512-22  | 7 -35                |
| 0523512-22  | 9 -37                |
| 0523512-3   | 6 -17                |
| 0523512-3   | 8 -13                |
| 0523512-4   | 6 -30                |
| 0523512-4   | 8 -26                |
| 0523512-5   | 10 -20               |
| 0523513-13  | 7 -36                |
| 0523513-13  | 9 -38                |
| 0523513-14  | 7 -36                |
| 0523513-14  | 9 -38                |
| 0523513-3   | 6 -18                |
| 0523513-3   | 8 -14                |
| 0523513-4   | 10 -21               |
| 0523513-6   | 6 -18                |
| 0523513-6   | 8 -14                |
| 0523514-3   | 6 -19                |
| 0523514-3   | 8 -15                |
| 0523514-4   | 10 -22               |
| 0523514-7   | 7 -38                |
| 0523514-7   | 9 -40                |
| 0523515-3   | 6 -20                |
| 0523515-3   | 8 -16                |
| 0523515-4   | 10 -27               |
| 0523515-7   | 7 -39                |
| 0523515-7   | 9 -41                |
| 0523517-3   | 6 -14                |
| 0523517-3   | 7 -20                |
| 0523517-4   | 6 -13                |
| 0523517-4   | 7 -19                |
| 0523519     | 6 - 8                |
| 0523519     | 6 - 8                |
| 0523519-1   | 8 - 8                |
| 0523519-1   | 8 - 8                |
| 0523519-10  | 8 - 8A               |
| 0523519-14  | 7 -11                |
| 0523519-15  | 7 -10                |
| 0523519-16  | 7 -10                |
| 0523519-19  | 9 -11                |
| 0523519-2   | 8 - 8                |
| 0523519-20  | 9 -12                |
| 0523519-21  | 9 -10                |
| 0523519-22  | 9 -10                |
| 0523519-7   | 6 - 8A               |
| 0523519-8   | 6 - 8A               |
| 0523519-9   | 8 - 8A               |
| 0523520-9   | 16 - 5               |
| 0523520-9   | 17 - 9               |
| 0523521-18  | 4 -15                |
| 0523521-19  | 4 -15                |
| 0523521-24  | 5 - 2                |
| 0523521-25  | 5 - 2                |
| 0523521-26  | 5 - 2                |
| 0523521-27  | 5 - 2                |
| 0523521-6   | 4 -18                |
| 0523521-6   | 5 -10                |
| 0523522     | 6 -38                |

| PART NUMBER | FIGURE AND INDEX NO. |
|-------------|----------------------|
| 0523522     | 7 - 8                |
| 0523522     | 16 - 1               |
| 0523522-1   | 6 -39                |
| 0523522-1   | 7 - 9                |
| 0523522-1   | 8 -35                |
| 0523522-1   | 9 - 9                |
| 0523522-1   | 16 - 3               |
| 0523522-1   | 17 - 7               |
| 0523522-10  | 8 -34                |
| 0523522-10  | 9 - 8                |
| 0523522-10  | 17 - 6               |
| 0523522-5   | 6 -38                |
| 0523522-5   | 7 - 8                |
| 0523522-5   | 16 - 2               |
| 0523522-7   | 6 -38                |
| 0523522-7   | 7 - 9                |
| 0523522-7   | 8 -35                |
| 0523522-7   | 9 - 9                |
| 0523522-7   | 16 - 4               |
| 0523522-7   | 17 - 8               |
| 0523522-8   | 8 -34                |
| 0523522-8   | 9 - 8                |
| 0523522-8   | 17 - 5               |
| 0523524     | 12 - 4               |
| 0523524     | 12 -20               |
| 0523524     | 13 - 4               |
| 0523524     | 13 -24               |
| 0523524     | 12 - 4               |
| 0523529-1   | 16 -19               |
| 0523529-1   | 16 -27               |
| 0523529-1   | 17 -12               |
| 0523531     | 16 - 9               |
| 0523531     | 17 -19               |
| 0523532     | 16 -22               |
| 0523532     | 16 -29               |
| 0523532     | 17 -11               |
| 0523535     | 20 - 1               |
| 0523535     | 158 -71              |
| 0523535-1   | 20 - 1               |
| 0523535-1   | 158 -71              |
| 0523536     | 20 - 4               |
| 0523536     | 159 -20              |
| 0523536     | 159 -36              |
| 0523537     | 20 - 6               |
| 0523537     | 158 -72              |
| 0523537     | 159 -22              |
| 0523537-2   | 20 -11               |
| 0523539-10  | 8 -31                |
| 0523539-2   | 6 -34                |
| 0523539-2   | 7 -23                |
| 0523539-3   | 6 -34                |
| 0523539-3   | 7 -23                |
| 0523539-3   | 9 -24                |
| 0523539-4   | 6 -35                |
| 0523539-4   | 7 -24                |
| 0523539-5   | 6 -35                |
| 0523539-5   | 7 -24                |
| 0523539-5   | 9 -25                |
| 0523539-7   | 8 -30                |
| 0523539-7   | 9 -24                |
| 0523539-8   | 8 -30                |
| 0523539-9   | 8 -31                |
| 0523539-9   | 9 -25                |
| 0523540     | 6 - 8A               |
| 0523540-1   | 8 - 8                |
| 0523540-2   | 4 -17                |
| 0523540-2   | 5 - 9                |
| 0523541-1   | 14 -21               |
| 0523541-10  | 14 -18               |
| 0523541-11  | 14 -19               |
| 0523541-12  | 14 -19               |
| 0523541-2   | 14 -21               |
| 0523541-3   | 14 -22               |
| 0523541-4   | 14 -22               |

| PART NUMBER | FIGURE AND INDEX NO. |
|-------------|----------------------|
| 0523541-5   | 14 -23               |
| 0523541-6   | 14 -23               |
| 0523541-7   | 14 -17               |
| 0523541-8   | 14 -17               |
| 0523541-9   | 14 -18               |
| 0523542-1   | 10 -19               |
| 0523552-2   | 16 -11               |
| 0523552-2   | 17 -21               |
| 0523554-1   | 16 -12               |
| 0523554-1   | 17 -22               |
| 0523554-2   | 16 -13               |
| 0523554-2   | 17 -23               |
| 0523556-1   | 16 -14               |
| 0523556-1   | 17 -24               |
| 0523557-1   | 16 -17               |
| 0523557-1   | 17 -17               |
| 0523558-1   | 5 -11                |
| 0523559-11  | 17 -27               |
| 0523559-12  | 16 -32               |
| 0523559-6   | 17 -27               |
| 0523559-6   | 165 - 1              |
| 0523559-8   | 16 -32               |
| 0523559-8   | 165 - 1              |
| 0523559-8   | 166 - 1              |
| 0523559-8   | 167 - 1              |
| 0523559-8   | 168 - 1              |
| 0523560-1   | 9 -17                |
| 0523564-2   | 6 -12                |
| 0523565-200 | 6 -50                |
| 0523565-200 | 8 -46                |
| 0523565-201 | 6 -50                |
| 0523565-201 | 8 -46                |
| 0523565-21  | 6 -52                |
| 0523565-21  | 8 -48                |
| 0523565-22  | 6 -52                |
| 0523565-22  | 8 -48                |
| 0523565-29  | 6 -50A               |
| 0523565-29  | 8 -46A               |
| 0523565-30  | 6 -50A               |
| 0523565-30  | 8 -46A               |
| 0523566-1   | 4 -46                |
| 0523566-2   | 4 -46                |
| 0523566-5   | 4 -46                |
| 0523566-6   | 4 -46                |
| 0523606-14  | 21 - 1               |
| 0523606-15  | 21 - 1               |
| 0523606-17  | 21 - 1               |
| 0523606-18  | 21 - 1               |
| 0523606-4   | 21 -14               |
| 0523606-5   | 21 -13               |
| 0523608-2   | 21 -10               |
| 0523613-1   | 21 -12               |
| 0523614-1   | 21 - 8               |
| 0523619-1   | 5 -11                |
| 0523701-4   | 6 -47                |
| 0523701-4   | 8 -44                |
| 0523702-3   | 4 -38                |
| 0523702-4   | 4 -38                |
| 0523800     | 19 -19               |
| 0523800-1   | 19 -19               |
| 0523800-10  | 19 -33               |
| 0523800-11  | 19 -33               |
| 0523800-12  | 19 -34               |
| 0523800-13  | 19 -34               |
| 0523800-6   | 19 -31               |
| 0523800-7   | 19 -31               |
| 0523800-8   | 19 -32               |
| 0523800-9   | 19 -32               |
| 0523806     | 19 -22               |
| 0523806-1   | 19 -22               |
| 0523807     | 19 -39               |
| 0523808     | 19 -23               |
| 0523808-2   | 19 -23               |
| 0523809     | 19 -24               |

| PART NUMBER    | FIGURE AND INDEX NO. |
|----------------|----------------------|
| 0523809-1      | 19 -24               |
| 0523810        | 19 -25               |
| 0523811        | 19 -26               |
| 0523811-1      | 19 -26               |
| 0523812-2      | 19 -27               |
| 0523813-1      | 19 -35               |
| 0523813-2      | 12 -28               |
| 0523813-3      | 12 -27               |
| 0523813-4      | 12 -29               |
| 0523813-5      | 12 -30               |
| 0523813-6      | 19 -37               |
| 0523813-7      | 19 -38               |
| 0523813-8      | 19 -36               |
| 0523814-6      | 19 -30               |
| 0523901-13     | 20 -25               |
| 0523901-14     | 20 -24               |
| 0523901-2      | 20 -30               |
| 0523901-3      | 20 -30               |
| 0523901-35     | 20 -13               |
| 0523901-36     | 20 -31               |
| 0523901-37     | 20 -26A              |
| 0523901-38     | 20 -13               |
| 0523901-39     | 20 -31               |
| 0523901-6      | 20 -32               |
| 0523901-7      | 20 -32               |
| 0523911        | 20 -20               |
| 0523911-1      | 20 -20               |
| 0523912        | 20 -21               |
| 0523912-1      | 20 -22               |
| 0523914        | 20 -26               |
| 0523918        | 20 -27               |
| 0523919        | 20 -16               |
| 0523920        | 20 -15               |
| 0523921        | 20 -14               |
| 0523922        | 20 -17               |
| 0523923        | 20 -23               |
| 0526000-18     | 17 - 1               |
| 0526000-19     | 17 - 1               |
| 0526007-201    | 16 -24               |
| 0526007-203    | 16 -24               |
| 0526007-4      | 16 -24               |
| 0526007-44     | 16 -24               |
| 0528812-3      | 19 -27               |
| 0530010-5      | 24 -45               |
| 0530010-6      | 24 -46               |
| 0530011-2      | 52 -15               |
| 0531006-1      | 49 -99               |
| 0531006-10     | 22 -27               |
| 0531006-101    | 22 -21A              |
| 0531006-13     | 22 -10               |
| 0531006-15     | 22 -11               |
| 0531006-16     | 22 - 9               |
| 0531006-17     | 22 -12               |
| 0531006-18     | 22 -13               |
| 0531006-19     | 22 -14               |
| 0531006-20     | 22 -15               |
| 0531006-203    | 22 -                 |
| 0531006-21     | 22 -21               |
| 0531006-22     | 22 -19               |
| 0531006-24     | 23 -31               |
| 0531006-25     | 23 -32               |
| 0531006-28     | 23 -29               |
| 0531006-29     | 23 -28               |
| 0531006-3      | 23 -                 |
| 0531006-30     | 23 -26               |
| 0531006-32     | 23 -27               |
| 0531006-33-791 | 22 -16               |
| 0531006-34-791 | 23 -14               |
| 0531006-35-791 | 23 -34               |
| 0531006-39     | 22 -23               |
| 0531006-40     | 23 - 7               |
| 0531006-44     | 22 -24               |
| 0531006-45     | 23 - 9               |
| 0531006-46     | 23 -10               |

| PART NUMBER     | FIGURE AND INDEX NO. |
|-----------------|----------------------|
| 0531006-49      | 22 -25               |
| 0531006-5       | 22 - 8               |
| 0531006-50      | 23 -11               |
| 0531006-51      | 23 -12               |
| 0531006-52      | 23 -36               |
| 0531006-54      | 22 -22               |
| 0531006-55      | 23 - 6               |
| 0531006-57      | 22 - 7               |
| 0531006-58      | 23 -37               |
| 0531006-6       | 23 - 5               |
| 0531006-62      | 23 -25               |
| 0531006-63      | 23 - 8               |
| 0531006-64      | 22 -                 |
| 0531006-65      | 22 - 6               |
| 0531006-66      | 23 -                 |
| 0531006-68      | 23 - 5               |
| 0531006-69      | 23 -13               |
| 0531006-7       | 23 -13               |
| 0531006-70      | 23 -35               |
| 0531006-71      | 23 -30               |
| 0531006-72      | 49 -99               |
| 0531006-76      | 49 -99               |
| 0531006-77      | 22 -                 |
| 0531006-79      | 23 -36               |
| 0531006-8       | 23 -35               |
| 0531006-80-791  | 23 -34               |
| 0531006-81      | 23 -                 |
| 0531006-82      | 22 - 7               |
| 0531006-84      | 22 - 6               |
| 0531006-85      | 23 -25A              |
| 0531006-87      | 22 -12               |
| 0531006-88      | 22 -                 |
| 0531006-9       | 22 -26               |
| 0531006-95      | 22 - 7               |
| 0531006-96      | 22 - 6               |
| 0531007-3-791   | 200 - 1              |
| 0531008-1       | 23 -33               |
| 0531009-1       | 201 -10              |
| 0531012-1       | 49 -99A              |
| 0531012-2       | 50 - 6               |
| 0531013-1       | 22 -16A              |
| 0531013-1       | 22 -28               |
| 0531013-2       | 201 -10              |
| 0531014-1       | 22 -21B              |
| 0531015-5       | 50 - 5               |
| 0531018-1       | 23 -11               |
| 0531018-2       | 23 -12               |
| 0531018-3       | 23 -10               |
| 0531018-4       | 23 - 9               |
| 0531018-6       | 23 - 7               |
| 0531018-7       | 23 - 8               |
| 0531019-3       | 50 - 3               |
| 0531019-4       | 50 - 4               |
| 0531019-8       | 50 - 1               |
| 0531019-9       | 50 - 2               |
| 0531020-1       | 49 -99C              |
| 0531102-3       | 23 -24               |
| 0531102-5       | 23 -24               |
| 0531105-10      | 26 -31               |
| 0531105-11      | 26 -32               |
| 0532001-100-791 | 26 -26               |
| 0532001-101     | 26 -48               |
| 0532001-13      | 24 - 8               |
| 0532001-14      | 24 - 9               |
| 0532001-15      | 24 -10               |
| 0532001-16      | 24 -11               |
| 0532001-17      | 24 -12               |
| 0532001-20      | 24 -38               |
| 0532001-202     | 24 - 2               |
| 0532001-21      | 24 -14               |
| 0532001-22      | 24 -15               |
| 0532001-23      | 24 -16               |
| 0532001-28      | 26 -15               |
| 0532001-29      | 26 -16               |

| PART NUMBER    | FIGURE AND INDEX NO. |
|----------------|----------------------|
| 0532001-30     | 26 -36               |
| 0532001-31     | 26 -37               |
| 0532001-32     | 26 -38               |
| 0532001-33     | 26 -39               |
| 0532001-35     | 26 -40               |
| 0532001-4      | 26 -48               |
| 0532001-42     | 26 -49               |
| 0532001-43     | 26 -50               |
| 0532001-44     | 26 -51               |
| 0532001-45     | 26 -35               |
| 0532001-47     | 26 - 5               |
| 0532001-48     | 26 -52               |
| 0532001-50     | 24 -22               |
| 0532001-7      | 24 -33               |
| 0532001-73     | 26 -10               |
| 0532001-74     | 24 -17               |
| 0532001-75     | 24 -18               |
| 0532001-76     | 24 -19               |
| 0532001-77     | 24 -13               |
| 0532001-78     | 24 -21               |
| 0532001-8      | 24 -34               |
| 0532001-80     | 26 -47               |
| 0532001-81     | 24 -35               |
| 0532001-82     | 26 -18               |
| 0532001-83     | 26 -17               |
| 0532001-84     | 26 -46               |
| 0532001-85     | 26 -45               |
| 0532001-86     | 26 -27               |
| 0532001-87     | 26 -28               |
| 0532001-88     | 26 -19               |
| 0532001-89     | 26 -22               |
| 0532001-90     | 26 -20               |
| 0532001-91     | 26 -21               |
| 0532001-92     | 26 -43               |
| 0532001-93     | 24 -20               |
| 0532001-94-791 | 26 -25               |
| 0532001-95     | 26 -44               |
| 0532001-96     | 24 -32               |
| 0532001-97     | 24 -37               |
| 0532001-98     | 24 -36               |
| 0532001-99     | 24 - 7               |
| 0532006-1      | 24 -40               |
| 0532104        | 23 - 2               |
| 0532104        | 24 -27               |
| 0532104        | 24 -29               |
| 0532105-3      | 26 -29               |
| 0532105-4      | 26 -30               |
| 0532105-6      | 24 -26               |
| 0532105-9      | 24 -28               |
| 0532107-1      | 26 -23               |
| 0533001-3      | 23 -39               |
| 0533009-1-791  | 23 -14A              |
| 0533010-1      | 160 -10              |
| 0533011-1      | 23 -24A              |
| 0534122-1      | 26 - 1               |
| 0534122-1      | 154 -17              |
| 0534122-1      | 155 -16              |
| 0534126-1      | 26 -33               |
| 0534126-2      | 26 -34               |
| 0541115-2      | 108 -10              |
| 0541115-2      | 187 -13              |
| 0541115-3      | 108 - 7              |
| 0541115-3      | 187 -15              |
| 0541115-4      | 108 - 8A             |
| 0541115-4      | 108 - 8B             |
| 0541121-1      | 46 - 1               |
| 0541121-2      | 46 - 2               |
| 0541122-1      | 46 - 4               |
| 0541122-2      | 46 - 5               |
| 0541124        | 67 -26               |
| 0541124-1      | 67 -32               |
| 0541138-16     | 145 -11              |
| 0541138-16     | 146 -                |
| 0541138-20     | 145 -11              |

| PART NUMBER | FIGURE AND INDEX NO. |
|-------------|----------------------|
| 0541138-20  | 146 -                |
| 0541138-22  | 145 -11              |
| 0541138-22  | 146 -                |
| 0541138-5   | 146 -17              |
| 0541139     | 146 - 9              |
| 0541140     | 146 - 1              |
| 0541143     | 146 -20              |
| 0541144     | 146 -19              |
| 0541146-1   | 146 - 6              |
| 0541147-2   | 146 -10              |
| 0541148     | 146 -16              |
| 0541148-1   | 146 -23              |
| 0541149     | 146 -17              |
| 0541151     | 146 - 8              |
| 0541153     | 67 - 8               |
| 0541154-1   | 67 -12               |
| 0541155-1   | 67 -11               |
| 0541155-2   | 67 -11               |
| 0541156-1   | 67 -16               |
| 0541156-2   | 67 -16               |
| 0541161-2   | 69 - 9               |
| 0541161-3   | 69 - 9               |
| 0541164-3   | 67 -11               |
| 0541164-4   | 67 -11               |
| 0541165-1   | 146 - 3              |
| 0541167-1   | 146 - 7              |
| 0541172-1   | 142 -29              |
| 0541173-1   | 142 -30              |
| 0541174-1   | 142 -28              |
| 0541178-1   | 142 -33              |
| 0541180-1   | 67 -54               |
| 0541183-9   | 69 -                 |
| 0541184-1   | 146 -14              |
| 0541184-2   | 146 -14              |
| 0541184-200 | 146 -10              |
| 0541185-5   | 67 -50               |
| 0541185-6   | 67 -50               |
| 0541188-1   | 68 -47               |
| 0541188-2   | 68 -47               |
| 0541191-1   | 68 -34               |
| 0541191-2   | 68 -34               |
| 0541193-7   | 68 -32               |
| 0541193-8   | 68 -32               |
| 0541195-5   | 47 - 5               |
| 0541195-6   | 47 - 6               |
| 0541196-1   | 47 - 8               |
| 0541196-2   | 47 - 9               |
| 0541197-1   | 68 - 7               |
| 0541197-2   | 68 - 7               |
| 0541198-10  | 68 - 6               |
| 0541198-5   | 68 - 6               |
| 0541198-6   | 68 - 6               |
| 0541198-9   | 68 - 6               |
| 0541199-1   | 68 -12               |
| 0541202-4   | 68 - 1               |
| 0541203-1   | 68 -42               |
| 0541203-2   | 68 -42               |
| 0541205-1   | 68 -45               |
| 0541205-2   | 55 -33B              |
| 0541206-1   | 68 -43               |
| 0541207-1   | 68 -44               |
| 0541207-3   | 55 -35B              |
| 0541207-3   | 55 -35B              |
| 0541208-1   | 108 - 4              |
| 0541210-1   | 68 -46A              |
| 0541210-2   | 68 -46A              |
| 0541211-1   | 68 - 8               |
| 0541212-1   | 68 - 7               |
| 0541212-2   | 68 - 7               |
| 0541213-1   | 68 -37A              |
| 0541213-2   | 68 -37A              |
| 0541218-1   | 68 -70               |
| 0541218-2   | 68 -70               |
| 0541219-1   | 68 -60               |

| PART NUMBER | FIGURE AND INDEX NO. |
|-------------|----------------------|
| 0541219-2   | 68 -60               |
| 0541220-1   | 68 -66               |
| 0541220-2   | 68 -66               |
| 0541221-1   | 68 -62               |
| 0541221-2   | 55 -33C              |
| 0541222-1   | 68 -61               |
| 0541222-5   | 55 -35C              |
| 0541223-13  | 55 -35D              |
| 0541223-13  | 68 -58               |
| 0541223-16  | 68 -57               |
| 0541223-17  | 68 -57               |
| 0541224-1   | 68 -72               |
| 0541224-2   | 68 -72               |
| 0541226-1   | 68 -37B              |
| 0542100-1   | 64 - 1               |
| 0542100-6   | 65 - 1               |
| 0542101-1   | 64 - 5               |
| 0542101-1   | 65 - 5               |
| 0542102-1   | 64 - 6               |
| 0542102-3   | 65 - 6               |
| 0542118-1   | 64 - 4               |
| 0542118-5   | 65 - 4               |
| 0543000-6   | 57 -12               |
| 0543000-6   | 58 -17               |
| 0543001     | 55 -20               |
| 0543003     | 55 -22               |
| 0543008-2   | 57 - 1               |
| 0543008-2   | 58 - 1               |
| 0543013-1   | 31 -22               |
| 0543013-1   | 32 -26               |
| 0543013-1   | 33 -26               |
| 0543015-6   | 31 -35               |
| 0543015-6   | 32 -17               |
| 0543015-6   | 33 -17               |
| 0543016-1   | 31 -20               |
| 0543016-1   | 32 -15               |
| 0543016-1   | 33 -15               |
| 0543018-1   | 55 - 3               |
| 0543018-1   | 56 - 3               |
| 0543022-1   | 55 - 6               |
| 0543022-1   | 56 - 6               |
| 0543022-2   | 55 - 6               |
| 0543022-2   | 56 - 6               |
| 0543023     | 55 - 9               |
| 0543023     | 56 - 9               |
| 0543026-1   | 31 -35               |
| 0543026-1   | 32 -17               |
| 0543026-1   | 33 -17               |
| 0543029     | 57 -24               |
| 0543029     | 58 -29               |
| 0543032     | 2 - 7                |
| 0543032     | 57 -25               |
| 0543032     | 58 -30               |
| 0543032-2   | 2 - 7                |
| 0543032-2   | 3 - 4                |
| 0543032-2   | 57 -25               |
| 0543032-2   | 58 -30               |
| 0543035-3   | 57 -39               |
| 0543035-3   | 58 -44               |
| 0543035-8   | 57 -27               |
| 0543035-8   | 58 -32               |
| 0543036-1   | 57 -13               |
| 0543036-1   | 58 -18               |
| 0543037-1   | 55 -21               |
| 0543039-200 | 57 -                 |
| 0543039-201 | 57 - 2               |
| 0543042-1   | 55 - 4               |
| 0543042-1   | 56 - 4               |
| 0543042-2   | 55 - 4               |
| 0543042-2   | 56 - 4               |
| 0543045-200 | 58 - 2               |
| 0543046-1   | 57 - 9               |
| 0543046-1   | 58 - 3               |
| 0543047-1   | 57 -31               |

| PART NUMBER | FIGURE AND INDEX NO. |
|-------------|----------------------|
| 0543047-1   | 57 -43               |
| 0543047-1   | 58 -36               |
| 0543047-1   | 58 -48               |
| 0543048-1   | 57 -31A              |
| 0543048-1   | 57 -43A              |
| 0543048-1   | 58 -36A              |
| 0543048-1   | 58 -48A              |
| 0543060-1   | 66 -10               |
| 0543060-2   | 66 -11               |
| 0543060-3   | 66 -12               |
| 0543061-1   | 66 -                 |
| 0543062-200 | 57 -                 |
| 0543062-201 | 57 - 2               |
| 0543062-202 | 58 -                 |
| 0543062-203 | 58 - 2               |
| 0543063-1   | 55 -36A              |
| 0543063-7   | 55 -36C              |
| 0543065-1   | 55 -23B              |
| 0543079-3   | 55 -23C              |
| 0550100-4   | 122 -28              |
| 0550100-6   | 125 -21              |
| 0550100-7   | 125 - 3              |
| 0550100-8   | 167 -63              |
| 0550100-8   | 168 -76              |
| 0550100-8   | 173 - 7              |
| 0550100-8   | 173 -11              |
| 0550100-9   | 122 -40              |
| 0550100-9   | 124 -46              |
| 0550123     | 125 -18              |
| 0550153-1   | 122 - 4              |
| 0550153-1   | 123 - 3              |
| 0550156     | 124 - 5              |
| 0550176-22  | 131 -10              |
| 0550176-24  | 131 -17              |
| 0550176-31  | 131 -16              |
| 0550176-37  | 131 - 3              |
| 0550176-38  | 131 - 4              |
| 0550176-45  | 131 -11              |
| 0550176-50  | 131 -12              |
| 0550176-53  | 131 -15              |
| 0550176-54  | 131 -15              |
| 0550176-55  | 131 - 1              |
| 0550176-56  | 131 - 2              |
| 0550176-57  | 131 - 8              |
| 0550176-59  | 131 - 7              |
| 0550176-65  | 131 - 1              |
| 0550176-66  | 131 - 2              |
| 0550180-1   | 125 -31              |
| 0550180-10  | 123 -60              |
| 0550180-10  | 125 -34              |
| 0550180-13  | 123 -61              |
| 0550180-16  | 123 -62              |
| 0550180-16  | 125 -35A             |
| 0550180-20  | 125 -37              |
| 0550180-21  | 125 -38              |
| 0550180-22  | 125 -39              |
| 0550180-27  | 125 -31              |
| 0550180-28  | 125 -35              |
| 0550181-1   | 126 -25              |
| 0550181-1   | 126 -31              |
| 0550181-7   | 126 -32              |
| 0550184-1   | 122 -19              |
| 0550184-2   | 122 -19              |
| 0550185-1   | 122 -11              |
| 0550186-1   | 125 - 5              |
| 0550188-1   | 126 -29              |
| 0550189-1   | 124 -42              |
| 0550197-1   | 125 -31A             |
| 0550197-4   | 126 -33              |
| 0550197-5   | 125 -31A             |
| 0550198-1   | 123 -59              |
| 0550202-11  | 174 -10              |
| 0550202-3   | 174 - 9              |
| 0550202-9   | 174 - 4              |

| PART NUMBER | FIGURE AND INDEX NO. |
|-------------|----------------------|
| 0550209-1   | 102 -39              |
| 0550209-1   | 186 -11              |
| 0550211-2   | 111 - 1              |
| 0550211-2   | 112 - 1              |
| 0550211-3   | 111 - 1              |
| 0550211-3   | 112 - 1              |
| 0550214-9   | 126 -34              |
| 0550215-8   | 126 - 5              |
| 0550218-1   | 126 -24              |
| 0550218-2   | 126 -24              |
| 0550219-19  | 187 -53              |
| 0550222-2   | 101 -27              |
| 0550224-1   | 125 -18              |
| 0550224-4   | 125 -18              |
| 0550227-1   | 126 -37              |
| 0550227-1   | 129 -                |
| 0550228-26  | 111 - 9              |
| 0550228-28  | 111 - 5              |
| 0550228-3   | 111 - 7              |
| 0550228-35  | 111 - 9              |
| 0550229-1   | 126 - 6              |
| 0550229-2   | 126 - 6              |
| 0550230-10  | 187 -23              |
| 0550230-2   | 187 -37              |
| 0550230-3   | 187 -35              |
| 0550230-4   | 187 -36              |
| 0550230-7   | 187 -22              |
| 0550230-8   | 187 -23              |
| 0550230-9   | 187 -22              |
| 0550236-10  | 112 - 8              |
| 0550236-3   | 112 -10              |
| 0550236-6   | 112 - 8              |
| 0550236-8   | 112 - 6              |
| 0550236-8   | 113 - 5              |
| 0550238-1   | 203 -22              |
| 0550292-1   | 111 - 1              |
| 0550292-1   | 112 - 1              |
| 0550311-1   | 126 -19              |
| 0550315-200 | 127 -14              |
| 0550315-200 | 130 -                |
| 0550321-10  | 113 - 9              |
| 0550321-4   | 113 - 7              |
| 0550323-1   | 125 -58              |
| 0551009-1   | 124 - 9              |
| 0551011-1   | 124 -13              |
| 0551012-1   | 124 -12              |
| 0551013-1   | 124 - 7              |
| 0551013-2   | 124 - 7              |
| 0551013-3   | 124 - 8              |
| 0551013-4   | 124 - 8              |
| 0551014-1   | 125 - 8              |
| 0551017-1   | 123 - 6              |
| 0551019-1   | 123 -45              |
| 0551019-5   | 123 -45              |
| 0552003-26  | 121 - 6              |
| 0552003-28  | 121 - 7              |
| 0552003-39  | 115 - 5              |
| 0552003-39  | 115 - 7              |
| 0552003-39  | 116 - 5              |
| 0552003-39  | 116 - 7              |
| 0552003-39  | 121 -27              |
| 0552003-72  | 121 -26              |
| 0552007-13  | 121 - 5              |
| 0552007-15  | 121 -31              |
| 0552007-17  | 121 -17              |
| 0552007-18  | 121 -18              |
| 0552007-200 | 121 -14              |
| 0552007-24  | 121 -22              |
| 0552007-25  | 121 -23              |
| 0552007-26  | 121 -23              |
| 0552007-27  | 121 -25              |
| 0552007-28  | 121 -24              |
| 0552007-29  | 121 -28              |
| 0552007-30  | 121 -28              |

| PART NUMBER | FIGURE AND INDEX NO. |
|-------------|----------------------|
| 0552007-32  | 121 -12              |
| 0552007-35  | 121 -10              |
| 0552007-37  | 121 -13              |
| 0552007-38  | 121 -13              |
| 0552007-4   | 121 -30              |
| 0552007-41  | 121 -29              |
| 0552007-42  | 121 -29              |
| 0552007-43  | 121 - 8              |
| 0552007-48  | 121 - 9              |
| 0552007-5   | 121 -41              |
| 0552007-53  | 121 -11              |
| 0552007-54  | 121 -14              |
| 0552007-55  | 121 - 2              |
| 0552007-6   | 121 -39              |
| 0552007-6   | 126 -23              |
| 0552007-65  | 121 -49A             |
| 0552007-66  | 121 -46              |
| 0552007-67  | 121 -34              |
| 0552007-68  | 121 -35              |
| 0552007-69  | 121 -33              |
| 0552007-70  | 121 -33              |
| 0552007-71  | 121 -48              |
| 0552007-72  | 121 -48              |
| 0552007-73  | 121 -32              |
| 0552007-74  | 121 -32              |
| 0552007-77  | 121 -20              |
| 0552007-78  | 121 -21              |
| 0552007-81  | 121 -49              |
| 0552007-82  | 121 -49              |
| 0552007-83  | 121 -42              |
| 0552007-84  | 121 -42              |
| 0552009-2   | 137 - 5              |
| 0552009-6   | 137 - 1              |
| 0552009-8   | 137 - 6              |
| 0552010-1   | 118 -40              |
| 0552010-14  | 115 -28              |
| 0552010-14  | 116 -24              |
| 0552010-14  | 117 -21              |
| 0552010-14  | 118 -31              |
| 0552010-14  | 119 -23              |
| 0552010-17  | 115 -29              |
| 0552010-18  | 115 -24              |
| 0552010-18  | 116 -21              |
| 0552010-18  | 117 -19              |
| 0552010-18  | 118 -28              |
| 0552010-18  | 119 -20              |
| 0552010-2   | 115 - 2              |
| 0552010-20  | 115 -25              |
| 0552010-20  | 116 -22              |
| 0552010-200 | 116 -16              |
| 0552010-21  | 115 - 4              |
| 0552010-21  | 116 - 4              |
| 0552010-22  | 115 - 7              |
| 0552010-22  | 116 - 7              |
| 0552010-25  | 115 - 8              |
| 0552010-26  | 115 - 8              |
| 0552010-27  | 115 -26              |
| 0552010-27  | 116 -23              |
| 0552010-28  | 115 -27              |
| 0552010-28  | 116 -23              |
| 0552010-38  | 115 -30              |
| 0552010-38  | 116 -26              |
| 0552010-39  | 115 -30              |
| 0552010-39  | 116 -26              |
| 0552010-4   | 115 -14              |
| 0552010-42  | 115 -28              |
| 0552010-42  | 116 -24              |
| 0552010-42  | 117 -21              |
| 0552010-42  | 118 -31              |
| 0552010-42  | 119 -23              |
| 0552010-43  | 115 - 9              |
| 0552010-43  | 116 - 9              |
| 0552010-43  | 117 - 9              |
| 0552010-44  | 115 -10              |

| PART NUMBER | FIGURE AND INDEX NO. |
|-------------|----------------------|
| 0552010-44  | 116 -10              |
| 0552010-45  | 115 -17              |
| 0552010-46  | 115 -18              |
| 0552010-47  | 115 -31              |
| 0552010-47  | 116 -27              |
| 0552010-47  | 117 -25              |
| 0552010-47  | 118 -35              |
| 0552010-47  | 119 -27              |
| 0552010-47  | 120 -34              |
| 0552010-49  | 115 -32              |
| 0552010-49  | 116 -28              |
| 0552010-49  | 117 -26              |
| 0552010-49  | 118 -42              |
| 0552010-49  | 119 -34              |
| 0552010-53  | 115 -19              |
| 0552010-54  | 115 -13              |
| 0552010-54  | 116 -13              |
| 0552010-54  | 117 - 8              |
| 0552010-54  | 118 -15              |
| 0552010-54  | 119 - 8              |
| 0552010-54  | 120 - 8              |
| 0552010-56  | 116 - 2              |
| 0552010-59  | 116 -20              |
| 0552010-6   | 115 -23              |
| 0552010-60  | 116 - 8              |
| 0552010-60  | 117 - 6              |
| 0552010-60  | 118 -12              |
| 0552010-60  | 119 - 6              |
| 0552010-60  | 120 - 6              |
| 0552010-62  | 117 - 1              |
| 0552010-65  | 117 -16              |
| 0552010-68  | 117 - 7              |
| 0552010-68  | 119 - 7              |
| 0552010-68  | 118 -13              |
| 0552010-69  | 117 - 3              |
| 0552010-69  | 119 - 3              |
| 0552010-69  | 119 - 3A             |
| 0552010-7   | 115 - 3              |
| 0552010-7   | 116 - 3              |
| 0552010-70  | 117 - 5              |
| 0552010-70  | 119 - 5              |
| 0552010-70  | 119 - 5A             |
| 0552010-70  | 118 - 9              |
| 0552010-72  | 117 - 4              |
| 0552010-73  | 117 -24              |
| 0552010-73  | 118 -34              |
| 0552010-73  | 119 -26              |
| 0552010-73  | 120 -33              |
| 0552010-74  | 117 -24              |
| 0552010-74  | 118 -34              |
| 0552010-74  | 119 -26              |
| 0552010-74  | 120 -33              |
| 0552010-77  | 117 - 2              |
| 0552010-78  | 117 -14              |
| 0552010-8   | 115 - 6              |
| 0552010-8   | 116 - 6              |
| 0552010-82  | 115 - 9              |
| 0552010-82  | 116 - 9              |
| 0552010-82  | 117 - 9              |
| 0552010-83  | 119 - 9              |
| 0552010-84  | 119 - 9              |
| 0552010-84  | 119 - 9              |
| 0552010-86  | 116 - 8              |
| 0552010-86  | 117 - 6              |
| 0552010-86  | 118 -12              |
| 0552010-86  | 119 - 6              |
| 0552010-86  | 120 - 6              |
| 0552010-87  | 117 -18              |
| 0552010-87  | 118 -27              |
| 0552010-87  | 119 -19              |
| 0552010-87  | 120 -29              |
| 0552010-88  | 117 -18              |
| 0552010-88  | 118 -27              |
| 0552010-88  | 119 -19              |

| PART NUMBER | FIGURE AND INDEX NO. |
|-------------|----------------------|
| 0552010-88  | 120 -29              |
| 0552010-89  | 117 -17              |
| 0552010-89  | 118 -26              |
| 0552010-89  | 119 -18              |
| 0552010-89  | 120 -28              |
| 0552010-91  | 118 -17              |
| 0552010-91  | 119 - 9A             |
| 0552010-91  | 120 - 9              |
| 0552010-92  | 119 - 5A             |
| 0552010-92  | 120 - 5              |
| 0552010-93  | 119 - 3A             |
| 0552010-93  | 120 - 3              |
| 0552010-94  | 119 - 6              |
| 0552010-94  | 119 - 6              |
| 0552010-94  | 120 - 6              |
| 0552010-94  | 118 -12              |
| 0552010-95  | 118 -16              |
| 0552011-11  | 123 -33A             |
| 0552011-11  | 137 -17              |
| 0552011-12  | 123 -33B             |
| 0552011-12  | 137 -18              |
| 0552011-13  | 123 -33C             |
| 0552011-13  | 137 -19              |
| 0552011-2   | 137 - 8              |
| 0552011-4   | 137 -12              |
| 0552011-6   | 137 - 8              |
| 0552012-5   | 114 - 1              |
| 0552016-1   | 114 - 6              |
| 0552016-3   | 114 - 9              |
| 0552016-4   | 114 -10              |
| 0552019-1   | 116 -14              |
| 0552019-1   | 117 -10              |
| 0552019-10  | 119 -22              |
| 0552019-10  | 120 -31              |
| 0552019-12  | 119 -10              |
| 0552019-13  | 120 -12              |
| 0552019-15  | 120 -10              |
| 0552019-4   | 118 -18              |
| 0552019-6   | 116 -25              |
| 0552019-6   | 117 -20              |
| 0552019-6   | 117 -22              |
| 0552019-6   | 118 -30              |
| 0552019-8   | 119 -10              |
| 0552110-3   | 2 -71                |
| 0552110-3   | 3 -27                |
| 0552110-3   | 137 - 4              |
| 0552110-3   | 137 - 5              |
| 0552110-3   | 137 - 7              |
| 0552110-3   | 137 -10              |
| 0552110-3   | 137 -12C             |
| 0552110-3   | 137 -12C             |
| 0552112-15  | 118 - 3              |
| 0552112-15  | 119 - 2              |
| 0552112-16  | 118 - 7              |
| 0552112-16  | 119 - 4              |
| 0552112-17  | 118 - 1              |
| 0552112-18  | 118 -23              |
| 0552112-20  | 118 -25              |
| 0552112-20  | 119 -17              |
| 0552112-20  | 120 -27              |
| 0552112-200 | 118 -23              |
| 0552112-202 | 119 - 1              |
| 0552112-203 | 119 -15              |
| 0552112-204 | 119 -15              |
| 0552112-204 | 120 -25              |
| 0552112-205 | 119 - 1              |
| 0552112-206 | 119 - 1              |
| 0552112-207 | 119 - 1              |
| 0552112-22  | 118 - 2              |
| 0552112-25  | 118 - 4              |
| 0552112-25  | 119 - 2              |
| 0552112-25  | 120 - 2              |
| 0552112-26  | 118 - 8              |
| 0552112-26  | 119 - 4A             |

| PART NUMBER | FIGURE AND INDEX NO. |
|-------------|----------------------|
| 0552112-26  | 120 - 4              |
| 0552112-27  | 120 - 1              |
| 0552112-28  | 120 - 1              |
| 0552112-29  | 118 - 8              |
| 0552112-29  | 119 - 4A             |
| 0552112-29  | 120 - 4              |
| 0552112-30  | 118 - 2              |
| 0552112-31  | 119 - 4A             |
| 0552112-31  | 118 - 7              |
| 0552112-32  | 118 - 1              |
| 0552112-69  | 118 - 5              |
| 0552112-8   | 118 -25              |
| 0552112-8   | 119 -17              |
| 0552112-9   | 119 - 2              |
| 0552112-9   | 118 - 3              |
| 0552112-92  | 118 -10              |
| 0552112-93  | 118 - 6              |
| 0552113-1   | 123 -55              |
| 0552113-11  | 123 -55              |
| 0552113-13  | 123 -55A             |
| 0552113-5   | 123 -65              |
| 0552114-1   | 123 -52              |
| 0552114-2   | 123 -52              |
| 0552115-1   | 118 -22              |
| 0552116-10  | 123 -54              |
| 0552117-1   | 137 - 8              |
| 0552118-1   | 137 -15              |
| 0552119-6   | 197 - 2              |
| 0552120-1   | 123 -52A             |
| 0552122-1   | 197 - 1              |
| 0552123-1   | 119 -14              |
| 0552130-11  | 123 -65A             |
| 0552130-5   | 125 -47A             |
| 0552131-1   | 118 -13              |
| 0552131-1   | 119 - 7              |
| 0552132-1   | 137 -12A             |
| 0552132-2   | 137 -12B             |
| 0552133-5   | 197 -15              |
| 0552139-1   | 120 -15              |
| 0552143-1   | 118 -14              |
| 0552143-1   | 119 - 7A             |
| 0552143-1   | 120 - 7              |
| 0552151-1   | 119 - 5B             |
| 0552151-1   | 120 - 5A             |
| 0552151-1   | 118 -11              |
| 0552154-1   | 3 -268               |
| 0552154-1   | 137 -12D             |
| 0553001-1   | 140 - 5              |
| 0553005-3   | 205 - 4              |
| 0553006-200 | 41 -                 |
| 0553006-201 | 41 - 3               |
| 0553006-202 | 41 - 1               |
| 0553006-203 | 41 -                 |
| 0553006-4   | 41 -40               |
| 0553007-1   | 41 -33               |
| 0553007-2   | 41 -33               |
| 0554001-1   | 132 - 2              |
| 0554001-3   | 132 - 2A             |
| 0554001-5   | 132 - 2A             |
| 0554001-6   | 132 - 5A             |
| 0554001-7   | 132 - 5B             |
| 0554003-1   | 132 - 5C             |
| 0555162-1   | 133 - 3              |
| 0555162-1   | 136 -13              |
| 0555162-1   | 187 -36              |
| 0555167-10  | 136 -31              |
| 0555167-11  | 136 -33              |
| 0555167-12  | 136 -34              |
| 0555167-13  | 136 -39              |
| 0555167-14  | 136 -40              |
| 0555167-2   | 136 -32              |
| 0555167-5   | 136 -36              |
| 0555167-6   | 136 -37              |
| 0555167-7   | 136 -38              |



| PART NUMBER | FIGURE AND INDEX NO. |
|-------------|----------------------|
| 0555169-15  | 136 - 1              |
| 0555169-16  | 136 - 2              |
| 0555169-5   | 136 - 3              |
| 0555171-1   | 136 -10              |
| 0555174-7   | 133 -42              |
| 0555174-8   | 133 -43              |
| 0555174-9   | 133 -44              |
| 0555175-1   | 133 -41              |
| 0555175-1   | 136 -23              |
| 0555175-3   | 133 -36              |
| 0555175-3   | 136 -20              |
| 0555179-1   | 133 -23              |
| 0555179-11  | 133 -27              |
| 0555179-12  | 133 -24              |
| 0555179-14  | 133 -28              |
| 0555179-2   | 133 -24              |
| 0555179-5   | 133 -27              |
| 0555179-6   | 133 -28              |
| 0555179-8   | 133 -29              |
| 0555179-9   | 133 -23              |
| 0555180-1   | 133 -13              |
| 0555180-1   | 136 -14              |
| 0555180-2   | 133 -18              |
| 0555180-5   | 133 -16              |
| 0555180-5   | 133 -21              |
| 0555180-5   | 136 -18              |
| 0555180-6   | 136 -15              |
| 0555181-1   | 133 - 1              |
| 0555181-13  | 133 - 2              |
| 0555181-14  | 133 - 2A             |
| 0555181-5   | 133 - 6              |
| 0555181-5   | 136 - 5              |
| 0555181-5   | 187 -36              |
| 0555181-6   | 133 - 7              |
| 0555181-6   | 136 - 4              |
| 0555181-6   | 187 -36              |
| 0555181-7   | 133 - 8              |
| 0555181-7   | 187 -36              |
| 0555182-1   | 133 -10              |
| 0555189-1   | 133 -30              |
| 0555189-10  | 133 -33              |
| 0555189-3   | 133 -34              |
| 0555189-4   | 133 -35              |
| 0555189-5   | 133 -33              |
| 0555189-6   | 133 -30              |
| 0555189-8   | 133 -35              |
| 0555189-9   | 133 -34              |
| 0555190-1   | 136 -40              |
| 0555190-11  | 136 -46              |
| 0555190-12  | 136 -46              |
| 0555190-13  | 136 -47              |
| 0555190-2   | 136 -40              |
| 0555190-3   | 136 -44              |
| 0555190-4   | 136 -44              |
| 0555190-5   | 136 -41              |
| 0555190-6   | 136 -41              |
| 0555191-1   | 136 -48              |
| 0555198-1   | 134 -19              |
| 0555199-1   | 134 -14              |
| 0555199-2   | 134 -22              |
| 0555199-5   | 134 -18              |
| 0555199-6   | 134 -23              |
| 0555202-1   | 134 -33              |
| 0555202-3   | 134 -38              |
| 0555203-1   | 134 -48              |
| 0555203-3   | 134 -53              |
| 0555204-1   | 134 -40              |
| 0555204-3   | 134 -46              |
| 0555204-4   | 134 -46              |
| 0555204-4   | 135 -58              |
| 0555204-5   | 134 -40              |
| 0555204-5   | 135 -52              |
| 0555205-1   | 134 -25              |
| 0555205-3   | 134 -31              |

| PART NUMBER | FIGURE AND INDEX NO. |
|-------------|----------------------|
| 0555206-1   | 134 - 1              |
| 0555206-11  | 135 - 7A             |
| 0555206-11  | 135 -13A             |
| 0555206-12  | 135 - 1              |
| 0555206-4   | 134 - 5              |
| 0555206-8   | 135 - 1              |
| 0555207-1   | 134 -10              |
| 0555207-3   | 134 -11              |
| 0555211-1   | 135 -12              |
| 0555211-5   | 135 - 7              |
| 0555211-5   | 135 -13              |
| 0555211-7   | 135 -12              |
| 0555212-1   | 135 -25              |
| 0555213-1   | 135 -60              |
| 0555213-4   | 135 -65              |
| 0555214-1   | 135 -36              |
| 0555214-4   | 135 -41              |
| 0555215-1   | 135 -44              |
| 0555215-3   | 135 -50              |
| 0555216-1   | 135 -27              |
| 0555216-10  | 123 -53A             |
| 0555216-13  | 135 -27              |
| 0555216-16  | 123 -53A             |
| 0555216-5   | 135 -30              |
| 0555216-6   | 135 -29              |
| 0555216-7   | 135 -28              |
| 0555216-8   | 135 -33              |
| 0555217-1   | 135 -15              |
| 0555217-3   | 135 -20              |
| 0555217-4   | 135 -21              |
| 0555217-5   | 135 -22              |
| 0555217-6   | 135 -23              |
| 0556004-7   | 163 -12              |
| 0556004-7   | 187 -43              |
| 0556005-2   | 187 -50              |
| 0556010-1   | 163 -20              |
| 0556012-1   | 187 -38              |
| 0556014-2   | 137 -13              |
| 0556014-6   | 137 -14              |
| 0556018-1   | 123 -24              |
| 0556020-1   | 168 -14              |
| 0556020-2   | 168 -15              |
| 0556020-3   | 168 -22              |
| 0556020-9   | 168 -23              |
| 0560006-1   | 148 -                |
| 0560006-5   | 148 -                |
| 0560006-6   | 148 -                |
| 0560013-1   | 188 -11              |
| 0570088-1   | 204 -23              |
| 0570088-3   | 204 -20              |
| 0570094-1   | 204 -22              |
| 0570094-2   | 204 -22              |
| 0570095-1   | 204 -22              |
| 0591102-1   | 28 -                 |
| 0591102-12  | 29 -                 |
| 0591102-14  | 29 -                 |
| 0591102-18  | 30 -                 |
| 0591102-19  | 30 -                 |
| 0591102-2   | 28 -                 |
| 0591102-20  | 30 -                 |
| 0591102-21  | 30 -                 |
| 0591102-24  | 30 -                 |
| 0591102-25  | 30 -                 |
| 0591102-28  | 30 -                 |
| 0591102-29  | 30 -                 |
| 0591102-3   | 28 -                 |
| 0591102-30  | 30 -                 |
| 0591102-31  | 30 -                 |
| 0591102-32  | 30 -                 |
| 0591102-33  | 30 -                 |
| 0591102-5   | 29 -                 |
| 0591102-7   | 29 -                 |
| 0591102-8   | 29 -                 |
| 0591301-11  | 36 -                 |

| PART NUMBER | FIGURE AND INDEX NO. |
|-------------|----------------------|
| 0591301-17  | 34 -                 |
| 0591302-10  | 39 -                 |
| 0591302-11  | 42 -                 |
| 0591302-12  | 39 -                 |
| 0591302-14  | 40 -                 |
| 0591302-7   | 31 -                 |
| 0591302-8   | 42 -                 |
| 0591302-9   | 31 -                 |
| 0591303-2   | 31 -                 |
| 0591303-3   | 36 -                 |
| 0591304-1   | 32 -                 |
| 0591304-11  | 33 -                 |
| 0591304-12  | 33 -                 |
| 0591304-13  | 33 -                 |
| 0591304-14  | 33 -                 |
| 0591304-15  | 33 -                 |
| 0591304-16  | 33 -                 |
| 0591304-3   | 33 -                 |
| 0591304-5   | 33 -                 |
| 0591304-6   | 33 -                 |
| 0591304-8   | 33 -                 |
| 0591304-9   | 33 -                 |
| 0592300-2   | 17 - 1               |
| 0592300-4   | 17 - 1               |
| 0592300-8   | 17 - 1               |
| 0592300-9   | 17 - 1               |
| 0593000-4   | 26 - 9               |
| 061-03700   | 70 -15               |
| 0700036-2   | 101 -30              |
| 0700100-191 | 82 - 5               |
| 0700100-193 | 84 - 5               |
| 0700103-131 | 82 -36               |
| 0700103-131 | 83 -35               |
| 0700108-1   | 82 -25               |
| 0700108-2   | 82 -25               |
| 0700109-8   | 82 -25               |
| 0700113-1   | 87 -36               |
| 0700113-1   | 93 -71               |
| 0700114-35  | 84 -18               |
| 0700120-1   | 200 - 7              |
| 0700122-1   | 108 -12              |
| 0700122-12  | 108 -12              |
| 0700122-13  | 108 -12              |
| 0700122-2   | 108 -12              |
| 0700148-1   | 202 -27              |
| 0700162-1   | 102 -27D             |
| 0700162-1   | 103 -35              |
| 0700162-1   | 104 -36              |
| 0700162-1   | 105 -43              |
| 0700162-1   | 106 -40              |
| 0700162-6   | 102 -27B             |
| 0700162-6   | 103 -38              |
| 0700162-6   | 104 -39              |
| 0700162-6   | 105 -46              |
| 0700162-6   | 106 -43              |
| 0700164-6   | 109 - 1              |
| 0700166-1   | 2 - 8                |
| 0700166-1   | 3 -12                |
| 0700166-1   | 73 - 7               |
| 0700166-2   | 2 - 8A               |
| 0700166-2   | 3 -13                |
| 0700166-2   | 75 - 7               |
| 0700166-2   | 76 - 6A              |
| 0700189-10  | 106 -42              |
| 0700189-4   | 102 -27C             |
| 0700189-4   | 103 -37              |
| 0700189-4   | 104 -38              |
| 0700189-6   | 102 -27C             |
| 0700189-6   | 103 -37              |
| 0700189-6   | 105 -45              |
| 0700319-13  | 2 -70                |
| 0700319-13  | 137 - 7              |
| 0700322-4   | 138 -23              |
| 0700322-4   | 139 -17              |

| PART NUMBER | FIGURE AND INDEX NO. |
|-------------|----------------------|
| 0700322-8   | 139 -27              |
| 0700324-1   | 138 -24              |
| 0700325-1   | 138 -20              |
| 0700325-2   | 139 -16              |
| 0700326-1   | 28 -41               |
| 0700326-1   | 28 -47               |
| 0700326-1   | 29 -41               |
| 0700327-1   | 138 -16              |
| 0700616-1   | 199 - 2              |
| 0700626-1   | 139 -20              |
| 0700630-11  | # 90 -               |
| 0700630-12  | # 90 -               |
| 0700630-202 | # 90 -14             |
| 0700630-207 | # 90 - 1             |
| 0700630-225 | # 90 - 1             |
| 0700631-5   | 90 -24               |
| 0700631-5   | □ 90 -24             |
| 0700631-6   | 90 -24               |
| 0700631-6   | □ 90 -24             |
| 0700633-1   | 90 -32               |
| 0700633-1   | 92 - 6               |
| 0700633-2   | 90 -31               |
| 0700633-2   | 92 - 4               |
| 0700633-4   | 90 -32               |
| 0700633-4   | 92 - 6               |
| 0700633-5   | 93 -51               |
| 0700633-5   | 94 -44               |
| 0700634-1   | 90 -38               |
| 0700634-1   | 92 - 1               |
| 0700636-1   | 90 -80               |
| 0700638-1   | 90 -40               |
| 0700639-1   | 90 -29               |
| 0700639-2   | 90 -30               |
| 0700639-2   | 92 -35               |
| 0700639-3   | 92 -34               |
| 0700640-1   | 90 -25               |
| 0700640-2   | 90 -25               |
| 0700640-5   | 90 -26               |
| 0700640-6   | 90 -26               |
| 0700641-2   | 90 -28               |
| 0700641-3   | 92 -41               |
| 0700641-4   | 92 -42               |
| 0700641-5   | 90 -27               |
| 0700642-1   | 90 -54               |
| 0700643-1   | 90 -56               |
| 0700644-1   | 90 -59               |
| 0700645-1   | 90 -65               |
| 0700645-1   | 92 -38               |
| 0700645-2   | 90 -66               |
| 0700645-2   | 92 -39               |
| 0700645-3   | 90 -67               |
| 0700645-3   | 92 -40               |
| 0700645-4   | 90 -68               |
| 0700645-4   | 92 -40               |
| 0700646-1   | 90 -19               |
| 0700646-2   | 90 -20               |
| 0700646-3   | 91 -18               |
| 0700646-4   | 91 -19               |
| 0700719-1   | 91 -28               |
| 0700748-1   | 2 -49                |
| 0705048-2   | 3 - 7                |
| 0705048-3   | 3 - 7                |
| 0710013-4   | 139 -24              |
| 0710014-13  | 139 -25              |
| 0710014-14  | 139 -26              |
| 0710014-2   | 139 -28A             |
| 0710014-3   | 139 -25              |
| 0710014-4   | 139 -26              |
| 0710014-8   | 139 -34              |
| 0710015-10  | 139 -31              |
| 0710015-13  | 139 -31              |
| 0710032-2   | 3 -28                |
| 0710032-2   | 84 -20               |
| 0710312-2   | 87 -47               |

| PART NUMBER | FIGURE AND INDEX NO. |
|-------------|----------------------|
| 0710312-2   | 90 -76               |
| 0710312-2   | 95 - 8               |
| 0710632-1   | 87 -58               |
| 0710632-1   | 88 -62               |
| 0710632-1   | 89 -57               |
| 0711001-59  | 72 -17               |
| 0711001-59  | 73 -18               |
| 0711001-59  | 74 -19               |
| 0711001-59  | 75 -16               |
| 0711001-59  | 76 -16               |
| 0711021-1   | 72 -30               |
| 0711021-1   | 73 -22               |
| 0711021-1   | 76 -20               |
| 0711021-11  | 73 -23               |
| 0711021-11  | 76 -21               |
| 0711021-12  | 73 -24               |
| 0711021-12  | 76 -22               |
| 0711021-4   | 72 -31               |
| 0711021-7   | 72 -49               |
| 0711021-7   | 73 -44               |
| 0711021-7   | 76 -41               |
| 0711021-9   | 72 -33               |
| 0711021-9   | 73 -25               |
| 0711021-9   | 76 -23               |
| 0711023-15  | 74 -11               |
| 0711027-1   | 72 - 5               |
| 0711027-1   | 73 - 5               |
| 0711027-1   | 74 - 7               |
| 0711027-1   | 75 - 6               |
| 0711027-1   | 76 - 5               |
| 0711050-19  | 72 -37A              |
| 0711050-19  | 73 -32               |
| 0711050-20  | 76 -32               |
| 0711050-23  | 73 -32               |
| 0711050-24  | 76 -32               |
| 0711050-5   | 72 -39               |
| 0711050-5   | 73 -34               |
| 0711050-6   | 76 -34               |
| 0711050-7   | 72 -40               |
| 0711050-7   | 73 -35               |
| 0711050-7   | 76 -35               |
| 0711051-1   | 72 -38               |
| 0711051-1   | 73 -33               |
| 0711051-1   | 76 -33               |
| 0711051-2   | 73 -33               |
| 0711051-2   | 76 -33               |
| 0711051-5   | 72 -38               |
| 0711051-5   | 73 -33               |
| 0711051-5   | 76 -33               |
| 0711051-5   | 97 - 7               |
| 0711080-1   | # 97 - 7             |
| 0711083-1   | 97 -14               |
| 0711083-1   | 98 -16               |
| 0711083-1   | 108 -42              |
| 0711084-7   | 49 -52               |
| 0711084-8   | 49 -53               |
| 0711097-2   | 97 - 1               |
| 0711097-2   | 97 - 1               |
| 0711097-21  | 97 - 9               |
| 0711097-25  | 97 - 8               |
| 0711097-4   | 97 - 8               |
| 0711098-3   | 97 - 5               |
| 0711098-4   | 97 - 5               |
| 0711101-10  | 49 -55               |
| 0711101-11  | 49 -55               |
| 0711101-33  | 80 - 1               |
| 0711101-34  | 49 -59               |
| 0711101-35  | 49 -58               |
| 0711101-36  | 49 -56               |
| 0711101-37  | 49 -57               |
| 0711101-43  | 49 -56               |
| 0711101-8   | 49 -54               |
| 0711102     | 80 - 2               |
| 0711102     | 81 - 2               |
| 0711111-1   | 81 - 9               |

| PART NUMBER | FIGURE AND INDEX NO. |
|-------------|----------------------|
| 0711121-2   | 108 - 5              |
| 0711125-1   | 72 -48               |
| 0711125-1   | 73 -43               |
| 0711125-1   | 74 -31               |
| 0711125-1   | 75 -24               |
| 0711125-2   | 72 -48               |
| 0711125-2   | 73 -43               |
| 0711125-2   | 74 -31               |
| 0711125-2   | 75 -24               |
| 0711125-5   | 73 -43               |
| 0711125-5   | 75 -24               |
| 0711125-6   | 73 -43               |
| 0711125-6   | 75 -24               |
| 0711133-12  | □ 83 - 5             |
| 0711133-13  | 82 -11               |
| 0711133-14  | 82 -12               |
| 0711133-15  | 202 -1               |
| 0711133-17  | 202 - 2              |
| 0711133-18  | 82 -12               |
| 0711133-27  | □ 82 -11             |
| 0711133-33  | □ 202 - 3            |
| 0711133-49  | □ 202 - 3            |
| 0711133-50  | □ 82 -12             |
| 0711133-62  | □ 83 - 5             |
| 0711133-66  | □ 83 - 5             |
| 0711134-1   | 80 - 9               |
| 0711667-1   | 87 - 5               |
| 0711667-1   | 88 - 5               |
| 0711667-1   | 89 - 5               |
| 0711667-1   | 90 - 5               |
| 0711667-1   | 95 -28               |
| 0711668-1   | 87 - 4               |
| 0711668-1   | 88 - 4               |
| 0711668-1   | 89 - 4               |
| 0711668-1   | 90 - 4               |
| 0711668-1   | 95 -26               |
| 0711705-1   | 81 -10               |
| 0711707-1   | 81 -17               |
| 0711707-4   | 81 -17               |
| 0711709-1   | 81 -12               |
| 0711709-2   | 81 -13               |
| 0712009-2   | 97 -13               |
| 0712009-2   | 98 -22               |
| 0712031-1   | 190 - 6              |
| 0712031-1   | 191 - 9              |
| 0712603-2   | 190 - 2              |
| 0712603-2   | 192 -17              |
| 0713002-3   | 31 -39               |
| 0713002-3   | 31 -39               |
| 0713002-3   | 32 -36               |
| 0713002-3   | 33 -37               |
| 0713003-51  | 43 - 7               |
| 0713011-12  | 108 -13              |
| 0713017-22  | 202 -12              |
| 0713019-111 | 141 -25              |
| 0713019-112 | 141 -24              |
| 0713019-113 | 141 -24              |
| 0713019-33  | 133 - 9              |
| 0713019-33  | 133 -22              |
| 0713019-33  | 134 - 6              |
| 0713019-33  | 134 -21              |
| 0713019-33  | 135 - 8              |
| 0713019-33  | 136 - 6              |
| 0713019-33  | 136 -35              |
| 0713019-33  | 187 -36              |
| 0713026-4   | 99 -19               |
| 0713026-4   | 100 -19              |
| 0713026-4   | 102 -54              |
| 0713026-4   | 103 -61              |
| 0713026-4   | 103 -62              |
| 0713026-4   | 103 -66              |
| 0713026-4   | 104 -63              |
| 0713026-4   | 104 -64              |
| 0713026-4   | 104 -65              |

# Cessna illustrated parts catalog

MODEL 172 & P172

| PART NUMBER | FIGURE AND INDEX NO. | PART NUMBER | FIGURE AND INDEX NO. | PART NUMBER | FIGURE AND INDEX NO. |
|-------------|----------------------|-------------|----------------------|-------------|----------------------|
| 0713026-4   | 161 -28              | 0713070-6   | 143 -50              | 0713496-3   | 35 -14               |
| 0713026-4   | 200 - 7              | 0713070-6   | 144 -55              | 0713496-4   | 34 -24               |
| 0713026-5   | 99 -17               | 0713070-9   | 142 -52              | 0713496-4   | 35 -24               |
| 0713026-5   | 100 -17              | 0713070-9   | 143 -43              | 0713511-1   | 190 -10              |
| 0713026-5   | 102 -46              | 0713070-9   | 144 -48              | 0713511-1   | 192 - 8              |
| 0713026-5   | 103 -65              | 0713102-1   | 37 - 4               | 0713533-1   | 185 -35              |
| 0713026-5   | 104 -59              | 0713124-1   | 196 - 6              | 0713624-2   | 37 - 4A              |
| 0713026-6   | 152 - 6              | 0713129-4   | 99 - 8               | 0713624-2   | 145 -17A             |
| 0713026-6   | 152 -29              | 0713129-4   | 100 - 7              | 0713641-3   | 38 - 8               |
| 0713026-6   | 153 - 6              | 0713129-4   | 102 -47              | 0713642-1   | 157 - 5              |
| 0713026-6   | 153 -28              | 0713135-2   | 31 -47               | 0713642-3   | 157 - 7              |
| 0713028-3   | 101 -12              | 0713135-2   | 32 -41               | 0713656-1   | 157 - 1              |
| 0713028-3   | 102 -25              | 0713135-2   | 33 -42               | 0713656-3   | 157 - 2              |
| 0713028-8   | 101 -12              | 0713135-2   | 138 -30              | 0713705-2   | 2 - 3                |
| 0713028-8   | 102 -25              | 0713135-2   | 139 -36              | 0713705-2   | 101 -32              |
| 0713029     | 202 - 4              | 0713139-1   | 31 -49               | 0713738-3   | 99 -38               |
| 0713032-1   | 157 - 7              | 0713139-1   | 32 -43               | 0713738-3   | 100 -42              |
| 0713032-2   | 157 - 7              | 0713139-1   | 33 -44               | 0713738-3   | 102 -63              |
| 0713035     | 99 -20               | 0713139-1   | 138 -32              | 0713749-6   | 182 - 5              |
| 0713035     | 100 -20              | 0713139-1   | 139 -38              | 0713749-6   | 183 - 6              |
| 0713035     | 102 -55              | 0713140-1   | 31 -48               | 0713757-1   | 41 -28               |
| 0713035     | 103 -53              | 0713140-1   | 32 -42               | 0713856-2   | 103 -11              |
| 0713035-1   | 104 -66              | 0713140-1   | 33 -43               | 0713856-3   | 104 -12              |
| 0713046     | 82 -19               | 0713140-1   | 138 -31              | 0713856-4   | 191 -37              |
| 0713046     | 83 -14               | 0713140-1   | 139 -37              | 0713959-1   | 144 -45C             |
| 0713047     | 2 - 9                | 0713209-1   | 2 -12                | 0714005-1   | # 98 -               |
| 0713047     | 3 - 5                | 0713209-1   | 186 - 9              | 0714005-2   | # 98 -               |
| 0713047     | 27 -13               | 0713210-4   | 202 -11              | 0714005-3   | # 98 -10             |
| 0713049-7   | 84 -36               | 0713221-1   | 99 - 8               | 0714005-4   | # 98 -12             |
| 0713049-8   | 84 -34               | 0713221-1   | 100 - 8              | 0714010-1   | □ 93 -19             |
| 0713049-8   | 85 -30               | 0713221-1   | 102 -47              | 0714010-1   | □ 94 -17             |
| 0713052     | 36 - 4               | 0713221-1   | 103 -72              | 0714010-2   | □ 93 -19             |
| 0713054-1   | 34 -47               | 0713244-1   | 161 -36              | 0714010-2   | □ 94 -17             |
| 0713054-1   | 35 -48               | 0713247-200 | 193 -26              | 0715001-1   | □ 88 -13             |
| 0713054-2   | 34 -47               | 0713248-3   | 34 -17               | 0715001-1   | □ 90 -12             |
| 0713054-2   | 35 -48               | 0713248-3   | 35 -17               | 0715026-1   | 98 - 5A              |
| 0713063     | 142 -61              | 0713248-4   | 34 -27               | 0715039-1   | # 73 -47             |
| 0713063     | 143 -52              | 0713248-4   | 35 -27               | 0715039-2   | # 75 -26             |
| 0713063     | 144 -57              | 0713250-1   | 139 -32              | 0715039-2   | # 76 -44A            |
| 0713068-1   | 108 -27              | 0713303-2   | 74 - 6               | 0715039-3   | # 85 -11             |
| 0713070-15  | 142 -45              | 0713303-2   | 99 -19               | 0715039-4   | # 85 -12             |
| 0713070-15  | 143 -36              | 0713303-2   | 99 -20               | 0716124-6   | 16 -16               |
| 0713070-15  | 144 -41              | 0713303-2   | 100 -19              | 0716124-6   | 17 -26               |
| 0713070-19  | 142 -53              | 0713303-2   | 100 -20              | 0716124-9   | 16 -16               |
| 0713070-19  | 143 -44              | 0713303-2   | 102 -49              | 0716124-9   | 17 -26               |
| 0713070-19  | 144 -49              | 0713303-2   | 102 -55              | 0716128-45  | 172 -26              |
| 0713070-20  | 142 -64              | 0713303-2   | 103 -53              | 0716136-1   | 170 -20              |
| 0713070-20  | 143 -55              | 0713303-2   | 103 -62              | 0716612-202 | 165 -24              |
| 0713070-20  | 144 -60              | 0713303-2   | 103 -65              | 0716612-3   | 166 -26              |
| 0713070-24  | 142 -62              | 0713303-2   | 138 -12              | 0716615-7   | 2 -19A               |
| 0713070-24  | 143 -53              | 0713303-2   | 139 -12              | 0716615-7   | 3 - 7                |
| 0713070-24  | 144 -58              | 0713303-2   | 161 -28              | 0716615-7   | 166 -35A             |
| 0713070-25  | 142 -43              | 0713303-7   | 107 - 8              | 0716615-7   | 167 -35              |
| 0713070-25  | 143 -34              | 0713307-1   | 124 -53              | 0716615-7   | 168 -48              |
| 0713070-25  | 144 -39              | 0713307-2   | 124 -52              | 0716615-9   | 3 - 7                |
| 0713070-28  | 142 -58              | 0713495-10  | 34 -48               | 0716615-9   | 167 -35              |
| 0713070-28  | 143 -49              | 0713495-10  | 35 -43               | 0716615-9   | 168 -48              |
| 0713070-28  | 144 -54              | 0713495-13  | 34 -41               | 0716623-2   | 166 -27A             |
| 0713070-32  | 142 -44              | 0713495-13  | 35 -42               | 0716623-2   | 167 -26              |
| 0713070-32  | 143 -35              | 0713495-14  | 34 -41               | 0716623-2   | 168 -39              |
| 0713070-32  | 144 -40              | 0713495-14  | 35 -42               | 0716624-1   | 166 -27D             |
| 0713070-36  | 142 -36              | 0713495-17  | 34 -50               | 0716624-1   | 167 -29              |
| 0713070-36  | 143 -27              | 0713495-17  | 35 -50               | 0716624-1   | 168 -42              |
| 0713070-36  | 144 -29              | 0713495-53  | 34 -57               | 0717000-1   | 81 - 1               |
| 0713070-37  | 142 -34              | 0713495-53  | 35 -61               | 0717000-11  | 81 - 1               |
| 0713070-37  | 143 -25              | 0713495-54  | 34 -58               | 0717000-12  | □ 84 -18             |
| 0713070-37  | 144 -28              | 0713495-54  | 35 -62               | 0717000-12  | □ 85 -17             |
| 0713070-4   | 142 -40              | 0713495-55  | 34 -49               | 0717000-13  | 81 - 1               |
| 0713070-4   | 143 -31              | 0713495-55  | 35 -49               | 0717000-4   | □ 84 -18             |
| 0713070-4   | 144 -36              | 0713495-65  | 35 -43               | 0717000-8   | 81 - 1               |
| 0713070-5   | 142 -39              | 0713495-66  | 35 -43               | 0720005-1   | 6 -37                |
| 0713070-5   | 143 -30              | 0713495-9   | 34 -48               | 0720005-1   | 8 -33                |
| 0713070-5   | 144 -35              | 0713495-9   | 35 -43               | 0720005-3   | 7 -29                |
| 0713070-6   | 142 -59              | 0713496-3   | 34 -14               | 0720005-3   | 9 -30                |



| PART NUMBER | FIGURE AND INDEX NO. | PART NUMBER | FIGURE AND INDEX NO. | PART NUMBER | FIGURE AND INDEX NO. |
|-------------|----------------------|-------------|----------------------|-------------|----------------------|
| 0720608-15  | 6 -21                | 0741048-2   | 67 -66               | 0756005-2   | 170 -18              |
| 0720608-15  | 8 -17                | 0741048-6   | 67 -23               | 0756008-1   | 169 -28              |
| 0720608-23  | 10 -28               | 0741048-7   | 67 -66               | 0756008-1   | 170 - 3              |
| 0720608-7   | 6 -21                | 0741048-7   | 68 -51               | 0756009-1   | 169 -34              |
| 0720608-7   | 8 -17                | 0741048-8   | 68 -24               | 0756009-1   | 170 - 9              |
| 0721100-5   | 9 -18                | 0741103     | 67 -40               | 0756009-5   | 169 -35              |
| 0721101-8   | 161 -23              | 0741610-11  | 67 -48               | 0756009-8   | 170 -10              |
| 0721105-15  | 161 -24              | 0741610-12  | 67 -48               | 0756010-1   | 169 -38              |
| 0721105-17  | 161 -24              | 0741610-13  | 67 -55               | 0756010-1   | 170 -13              |
| 0721105-2   | 161 -24              | 0741610-5   | 67 -50               | 0756011-1   | 169 -33              |
| 0721105-27  | 161 -24              | 0741610-6   | 67 -50               | 0756011-1   | 170 - 8              |
| 0721105-30  | 161 -24              | 0742410-14  | 55 -35               | 0756012-1   | 169 -41              |
| 0721105-30  | 161 -24              | 0742410-27  | 55 -28               | 0756012-1   | 170 -16              |
| 0721105-5   | 161 -26              | 0742410-8   | 55 -32               | 0756014-1   | 169 -36              |
| 0721107-1   | 6 -46                | 0743009-1   | 55 -25               | 0756014-1   | 170 -11              |
| 0721107-1   | 7 -42                | 0743009-1   | 57 - 6B              | 0756014-2   | 169 -40              |
| 0721107-1   | 8 -43                | 0743009-1   | 58 -11               | 0756014-2   | 170 -15              |
| 0721107-1   | 9 -44                | 0743011-8   | 57 -26               | 0756015-1   | 169 -30              |
| 0721107-2   | 6 -46                | 0743011-8   | 58 -31               | 0756015-1   | 170 - 5              |
| 0721107-2   | 7 -42                | 0743063-5   | 55 -36B              | 0756018-2   | 163 -21              |
| 0721107-2   | 8 -43                | 0743609-17  | 55 -23               | 0756019-1   | 163 -26              |
| 0721107-2   | 9 -44                | 0743609-6   | 55 -33               | 0756020-1   | 163 -24              |
| 0721111-10  | 8 - 9                | 0743612-1   | 57 - 7               | 0756021-1   | 163 -23              |
| 0721111-29  | 9 -17                | 0743612-1   | 58 - 4               | 0756022-1   | 163 -28              |
| 0721111-30  | 9 -17                | 0743625-11  | 55 -33A              | 0756022-2   | 163 -29              |
| 0721111-9   | 8 - 9                | 0743625-4   | 55 -23A              | 0760011-1   | 19 -27               |
| 0722200-1   | 7 -40                | 0743625-9   | 55 -35A              | 0760011-2   | 19 -27               |
| 0722200-1   | 9 -42                | 0743627-1   | 55 -37               | 0760131-1   | 106 -68              |
| 0722200-2   | 7 -40                | 0743627-2   | 55 -37               | 0760131-5   | 105 -95              |
| 0722200-2   | 9 -42                | 0743627-3   | 55 -37               | 0760131-6   | 105 -94              |
| 0722201-1   | 6 -12                | 0743627-4   | 55 -37               | 0760131-6   | 106 -67              |
| 0722201-1   | 8 -10                | 075-06700   | 70 -28               | 0760612-1   | 159 -19              |
| 0722202-1   | 11 - 9               | 0750032-1   | 43 -13               | 0760612-7   | 159 -18              |
| 0723200-10  | 7 -49                | 0750113-1   | 123 -63              | 0760614-1   | 159 -46              |
| 0723200-10  | 9 -51                | 0750113-1   | 125 -36              | 0760619-1   | 159 -35              |
| 0723200-11  | 7 -49                | 0750113-1   | 126 -30              | 0760620-1   | 159 -45              |
| 0723200-11  | 9 -51                | 0750117-31  | 133 -48              | 0760620-9   | 159 -45              |
| 0723200-12  | 7 -49                | 0750117-31  | 136 -29              | 0760632-1   | 102 -70              |
| 0723200-12  | 9 -51                | 0750121     | 136 -30              | 0760632-1   | 159 -53              |
| 0723200-5   | 7 -45                | 0750125-1   | 174 - 7              | 0760662-1   | 159 -29              |
| 0723200-5   | 9 -47                | 0750125-10  | 174 - 4              | 0770038-2   | 191 -26              |
| 0723200-6   | 7 -45                | 0750125-11  | 174 -10              | 0770038-2   | 203 -24              |
| 0723200-6   | 9 -47                | 0750125-2   | 174 - 8              | 0770719-1   | 104 -59              |
| 0723200-9   | 7 -49                | 0750125-4   | 174 - 6              | 0770719-2   | 104 -59              |
| 0723200-9   | 9 -51                | 0750125-9   | 174 -10              | 0770719-2   | 104 -59A             |
| 0723201-1   | 4 -46                | 0750131-1   | 126 -27              | 0770719-2   | 105 -89              |
| 0723201-2   | 4 -46                | 0750132-1   | 126 - 2              | 0770728-1   | 190 - 4A             |
| 0723201-3   | 4 -46                | 0750137     | 126 - 2              | 0770728-1   | 191 - 5              |
| 0723201-4   | 4 -46                | 0750139     | 123 -73              | 0800111-2   | 108 -15              |
| 0723600-6   | 21 - 9               | 0750139     | 125 -22              | 0811490-6   | 142 -48              |
| 0723600-6   | 21 -11               | 0750142-1   | 126 -28              | 0811490-6   | 143 -39              |
| 0723615-200 | 6 -49                | 0750159-1   | 124 -35              | 0811490-75  | 144 -44              |
| 0723615-200 | 8 -44                | 0750161-25  | 132 -10              | 0811725-40  | 72 -41               |
| 0724115-2   | 19 -29               | 0750220-1   | 191 -41              | 08125       | 60 - 4               |
| 0731605-3   | 49 -99B              | 0752037-3   | 123 -17              | 0813150-54  | 142 -48              |
| 0731607-2   | 201 - 9              | 0752610-1   | 205 - 9              | 0813150-54  | 143 -39              |
| 0734102-3   | 26 -41               | 0752611-1   | 205 -10              | 0813150-54  | 144 -44              |
| 0734102-4   | 26 -42               | 0752646-1   | 198 - 6              | 0813150-55  | 142 -41              |
| 0741008-1   | 67 -46               | 0753000-13  | 39 -14               | 0813150-55  | 143 -32              |
| 0741008-2   | 67 -39               | 0753000-13  | 40 -15               | 0813150-55  | 144 -37              |
| 0741008-3   | 67 -37               | 0753000-13  | 41 -30               | 0813156-4   | 142 -42              |
| 0741008-4   | 67 -38               | 0753000-13  | 42 -14               | 0813156-4   | 143 -33              |
| 0741008-5   | 67 -36B              | 0753010-1   | 140 - 4              | 0813156-4   | 144 -38              |
| 0741046-11  | 67 -63               | 0753010-1   | 141 - 2              | 0813526-6   | 81 -15               |
| 0741046-14  | 67 -64               | 0753011-1   | 141 - 1              | 0813526-6   | 102 -70              |
| 0741046-200 | 67 -57               | 0753011-2   | 140 - 3              | 0813526-6   | 103 -71              |
| 0741046-201 | 67 -57               | 0756001-3   | 169 -18              | 0813569-2   | 101 -11              |
| 0741046-202 | 67 -57               | 0756001-4   | 99 -13               | 0813569-2   | 102 -26              |
| 0741046-203 | 67 -57               | 0756001-4   | 100 -13              | 08231       | 60 - 7               |
| 0741046-7   | 67 -49A              | 0756001-8   | 169 -16              | 0841200-15  | 57 -18               |
| 0741046-8   | 67 -49A              | 0756002     | 169 -25              | 0841200-15  | 58 -23               |
| 0741047-1   | 67 -47A              | 0756005-1   | 169 -26              | 0841200-19  | 57 -15               |
| 0741047-2   | 68 -52               | 0756005-1   | 170 -                | 0841200-19  | 58 -20               |
| 0741048-1   | 67 -23               | 0756005-2   | 169 -43              | 0841200-25  | 57 -17               |



| PART NUMBER   | FIGURE AND INDEX NO. | PART NUMBER | FIGURE AND INDEX NO. | PART NUMBER | FIGURE AND INDEX NO. |
|---------------|----------------------|-------------|----------------------|-------------|----------------------|
| 0841200-25    | 58 -22               | 1200164-1   | 90 -58               | 1213158-3   | 123 -67              |
| 0841200-7     | 57 - 7               | 1200186-1   | 90 -46               | 1213535-1   | 2 -60                |
| 0841200-7     | 58 - 4               | 1200478-2   | 91 -26               | 1213535-1   | 190 -18              |
| 0842000-44    | 58 -16               | 1200503-1   | 88 -45               | 1213535-1   | 191 -18              |
| 0850406-14    | 180 -21              | 1200503-1   | 89 -45               | 1213646-2   | 102 -57              |
| 0850406-6     | 180 -22              | 1200504-1   | 88 -37               | 1213646-2   | 103 -57              |
| 0850406-6     | 181 -23              | 1200504-3   | 88 -43               | 1213646-2   | 104 -68              |
| 0850500-17    | 192 - 6              | 1200504-3   | 89 -43               | 1213646-3   | 105 -70              |
| 0851583-2     | 169 -14              | 1200505-1   | 88 -39               | 1213646-3   | 106 -73              |
| 0851583-3     | 169 -15              | 1200678-2   | 2 -44                | 1214050-5   | 88 -11               |
| 0851592-1     | 169 -13              | 1200678-2   | 161 -39              | 1214051-3   | 88 -17               |
| 0851700-14    | 133 -17              | 1205001-101 | 3 - 1A               | 1214062-5   | 94 -10               |
| 0851700-14    | 133 -22              | 1205001-102 | 3 - 1A               | 1214062-5   | 88 -15               |
| 0851700-14    | 136 -19              | 1205001-112 | 3 - 2B               | 1214062-5   | 89 -15               |
| 0861520-2     | 188 - 6              | 1205001-113 | 3 - 2B               | 1214062-5   | 93 -10               |
| 091-04400     | 70 -14               | 1205001-12  | 3 - 2                | 121615      | 115 -33              |
| 1-656-2-75    | 172 -21              | 1205001-127 | 3 - 2C               | 1220112-4   | 2 -43                |
| 1/16X.62TYPE3 | 25 -15               | 1205001-128 | 3 - 2C               | 1220112-4   | 3 -20                |
| 1A1001        | 84 - 4A              | 1205001-129 | 3 - 3B               | 1220112-4   | 106 -95B             |
| 1A1002X       | 84 - 4A              | 1205001-130 | 3 - 3B               | 1220114-2   | 20 -17A              |
| 1A1002X       | 87 -46               | 1205001-131 | 3 - 3B               | 1221201-3   | 4 -40                |
| 1A1002X       | 88 -53               | 1205001-132 | 3 - 3B               | 1221201-4   | 4 -40                |
| 1A1002X       | 90 -75               | 1205001-133 | 3 - 1A               | 1241063-2   | 67 -23               |
| 1A1002X-1     | 91 -29               | 1205001-134 | 3 - 1A               | 1241156-11  | 63 -                 |
| 1K1-2-4       | 177 -18              | 1205001-147 | 3 - 2C               | 1241156-12  | 60 -                 |
| 1K1-2-4       | 180 -13              | 1205001-148 | 3 - 3B               | 1243021-1   | 57 -16               |
| 1K1-4-4       | 177 -19              | 1205001-149 | 3 - 3B               | 1243021-1   | 58 -21               |
| 1K1-4-6       | 177 - 6              | 1205001-156 | 3 - 1A               | 1243030-5   | 57 -48               |
| 1K1-4-8       | 177 - 9              | 1205001-26  | 3 - 3                | 1243030-5   | 58 -53               |
| 1K1-4-8       | 177 -15              | 1205001-34  | 3 - 1                | 1243030-6   | 57 -48               |
| 1K1-4-8       | 181 - 8              | 1205001-73  | 3 - 2A               | 1243030-6   | 58 -53               |
| 1K1-6-10      | 184 -52              | 1205001-74  | 3 - 2A               | 1243030-7   | 57 -48               |
| 1K1-6-10      | 185 -47              | 1205001-75  | 3 - 3A               | 1243030-7   | 58 -53               |
| 1K1-6-8       | 181 -27              | 1205001-76  | 3 - 3A               | 1243616-1   | 55 -36               |
| 1K10-4-6      | 177 - 5              | 1205001-95  | 3 - 3A               | 1243623-2   | 58 -12               |
| 1K10-4-6      | 181 - 5              | 1205001-96  | 3 - 3A               | 1243626-1   | 57 -20               |
| 1K9-6-10      | 181 -20              | 1205004-1   | 3 -40                | 1243626-1   | 58 -25               |
| 1N1344A       | 191 - 8              | 1205004-1   | 204 -22              | 1250211-4   | 203 -23              |
| 10004-101-1   | 108 -22              | 1205010-1   | 2 -61                | 1250211-5   | 203 -23              |
| 10004-98      | 108 - 4              | 1205010-2   | 2 -62                | 1250319-1   | 185 -45              |
| 1005-1-0      | 151 -11              | 1205010-3   | 3 -10                | 1250405-1   | 163 -31              |
| 1007          | 1 - 4                | 1205010-4   | 3 -11                | 1250405-1   | 187 -48              |
| 10172-013-2   | 131 -19              | 1205013-2   | 2 -66                | 1250406-2   | 187 -40              |
| 1024A-8       | 1 - 3                | 1205013-5   | 2 -67                | 1250407-1   | 163 -10              |
| 10650         | 159 -49              | 1205024-1   | 3 -23                | 1250407-1   | 187 -44              |
| 1118823       | 127 -16              | 1205024-1   | 205 - 6              | 1250408-1   | 163 -11              |
| 1195-0061     | 108 -74              | 1205085-1   | 3 -52                | 1250408-1   | 187 -45              |
| 1200018-1     | 138 - 3A             | 1205085-2   | 3 -53                | 1250410-1   | 187 -40              |
| 1200086-5     | 82 - 3               | 1205085-2   | 85 -25               | 1250410-3   | 2 -45                |
| 1200086-6     | 82 - 4               | 1208        | 62 - 3               | 1250410-3   | 3 -22                |
| 120009        | 121 -50              | 1210032-1   | 29 -44               | 1250410-3   | 164 - 7              |
| 120009        | 126 -24              | 1210032-2   | 29 -44               | 1250410-3   | 163 -20              |
| 120009        | 127 - 7              | 1210040-10  | 74 -30               | 1253031-3   | 39 - 4A              |
| 120009-06     | 121 -50              | 1210040-10  | 75 -22               | 1253031-3   | 40 - 5               |
| 120009-06     | 126 -24              | 1210040-23  | 74 -29               | 1253031-3   | 41 - 6               |
| 1200127-1     | 84 -37               | 1210040-23  | 75 -23               | 1253032-1   | 141 - 3              |
| 1200127-1     | 85 -26               | 1210040-8   | 75 -23               | 1253033-1   | 141 - 5              |
| 1200136-1     | 90 -34               | 1211203-1   | 84 -38               | 1253033-2   | 140 - 7              |
| 1200136-1     | 92 -30               | 1211203-1   | 85 -26               | 1253034-1   | 140 - 6              |
| 1200136-1     | 93 -49               | 1211250-7   | 73 - 5A              | 1253034-1   | 141 - 4              |
| 1200136-1     | 94 -46               | 1211250-7   | 75 - 6B              | 1253037-1   | 140 - 8              |
| 1200138-1     | 90 -47               | 1211250-7   | 76 - 5A              | 1253037-1   | 141 - 6              |
| 1200138-1     | 93 -63               | 1211251-1   | 73 - 5A              | 1253040-1   | 140 - 7              |
| 1200138-2     | 93 -32               | 1211251-1   | 75 - 6B              | 1253040-1   | 141 - 5              |
| 1200138-2     | 94 -31               | 1211251-1   | 76 - 5A              | 1253041-1   | 140 -10              |
| 1200138-2     | 94 -53               | 1211252-1   | 81 -11               | 1253041-1   | 141 - 8              |
| 1200139-1     | 90 -43               | 1211836-1   | 73 - 9A              | 1260049-1   | 25 - 6               |
| 1200139-1     | 93 -36               | 1211836-1   | 75 - 7B              | 1260074-1   | 25 - 1               |
| 1200141-1     | 90 -36               | 1211836-1   | 76 - 7A              | 1260474-1   | 49 -71A              |
| 1200141-2     | 90 -36               | 1213004-1   | 105 -97              | 133A3       | 180 -19              |
| 1200156-1     | 90 -49               | 1213004-2   | 105 -97              | 133A3       | 181 -21              |
| 1200159-1     | 90 -51               | 1213004-2   | 106 -94              | 13830       | 69 - 7               |
| 1200159-3     | 93 -58               | 1213158-2   | 123 -67              | 13836       | 62 - 9               |
| 1200159-3     | 94 -51               | 1213158-2   | 125 -51              | 13836       | 63 - 6               |

| PART NUMBER | FIGURE AND INDEX NO. | PART NUMBER | FIGURE AND INDEX NO. | PART NUMBER    | FIGURE AND INDEX NO. |
|-------------|----------------------|-------------|----------------------|----------------|----------------------|
| 13836       | 70 - 3               | 1414104-4   | 95 -31               | 1414252-1      | # 87 -61             |
| 13889       | 62 - 6               | 1414104-40  | 87 -30               | 1414252-1      | # 90 -81             |
| 13889       | 63 -11               | 1414104-40  | 88 -31               | 1414252-1      | # 95 -38             |
| 13889       | 69 - 8               | 1414104-41  | 87 -31               | 1414252-6      | # 87 -62             |
| 13889       | 70 - 9               | 1414104-41  | 88 -32               | 1414252-6      | # 90 -82             |
| 1400014-1   | 2 -36                | 1414104-41  | 89 -30               | 1414252-6      | # 95 -39             |
| 1400054-2   | 108 -17              | 1414104-42  | 87 -31               | 1414257-5      | 91 -25               |
| 1400106-81  | 184 -51              | 1414104-42  | 88 -32               | 1414258-1      | 91 -22               |
| 1411202-201 | 72 -43               | 1414104-42  | 89 -30               | 1414259-1      | 91 -24               |
| 1411202-201 | 73 -38               | 1414104-45  | 87 -37               | 1414261-1      | 91 -21               |
| 1411202-201 | 76 -38               | 1414104-46  | 87 -39               | 1414262-1      | 91 -13               |
| 1414045-2   | 90 -14               | 1414104-54  | 93 -87               | 1414264-13     | □ 91 -10             |
| 1414082-1   | 72 -50               | 1414104-54  | 94 -83               | 1414264-5      | □ 91 -12             |
| 1414082-1   | 74 -32               | 1414104-56  | 93 -77               | 1414265-13     | □ 91 -               |
| 1414082-1   | 84 -13               | 1414104-61  | 89 -29               | 1414265-14     | # 91 -               |
| 1414082-13  | 72 -50               | 1414104-8   | 87 -45               | 1414265-210    | # 91 - 2             |
| 1414082-13  | 73 -46               | 1414104-8   | 88 -42               | 1414265-211    | # 91 -13             |
| 1414082-13  | 74 -32               | 1414104-8   | 89 -41               | 1414265-8      | 91 -16               |
| 1414082-13  | 75 -25               | 1414104-8   | 90 -64               | 1414266-1      | 91 -20               |
| 1414082-13  | 84 -13               | 1414104-8   | 92 -16               | 1414267-1      | 91 -28               |
| 1414082-14  | # 72 -50             | 1414107-1   | 87 -50               | 1414268-1      | 91 -27               |
| 1414082-14  | 74 -32               | 1414107-1   | 88 -51               | 1414269-1      | 91 -21B              |
| 1414082-14  | 84 -13               | 1414107-1   | 89 -50               | 1441010-24     | 67 -48               |
| 1414082-18  | 73 -46               | 1414107-1   | 90 -79               | 1441010-27     | 67 -48               |
| 1414082-18  | 75 -25               | 1414107-1   | 95 -11               | 1442001-1      | 56 -23               |
| 1414082-18  | 76 -44               | 1414107-1   | 96 -27               | 1442001-2      | 56 -21               |
| 1414082-18  | # 84 -13             | 1414107-2   | 95 -11               | 1442002-1      | 56 -22               |
| 1414082-20  | 73 -46               | 1414110-1   | 87 -12               | 1442112-1      | 66 - 1               |
| 1414082-20  | 75 -25               | 1414110-1   | 90 -12               | 1442113-9      | 66 - 3               |
| 1414082-20  | 76 -44               | 1414110-3   | 87 -14               | 145-10         | 70 -29               |
| 1414082-20  | # 84 -13             | 1414110-3   | 90 -14               | 1450024-3      | 41 -43               |
| 1414082-21  | 73 -46               | 1414111-5   | 90 -11A              | 1450024-3      | 123 -17A             |
| 1414082-21  | 75 -25               | 1414112-1   | 87 -28               | 1460320-1      | 145 - 1              |
| 1414082-21  | # 84 -13             | 1414112-1   | 88 -29               | 1460320-1      | 145 -27              |
| 1414082-6   | 72 -50               | 1414112-1   | 89 -27               | 1460501-21     | 145 - 2              |
| 1414082-6   | 74 -32               | 1414114-1   | 87 -49               | 1460501-21     | 145 -28              |
| 1414082-6   | 84 -13               | 1414116-1   | 87 -42               | 1460505-1      | 145 -42              |
| 1414082-7   | 72 -50               | 1414116-1   | 88 -41               | 1470089-10-532 | 202 -18              |
| 1414082-7   | 74 -32               | 1414116-1   | 89 -40               | 1470089-14     | □ 202 -19            |
| 1414082-7   | 84 -13               | 1414116-1   | 90 -61               | 1470089-18     | 202 -28              |
| 1414100-212 | 87 -32               | 1414116-1   | 92 -15               | 1470089-6      | 202 -26              |
| 1414100-212 | 88 -33               | 1414116-1   | 93 -83               | 1505014-1      | 3 -35                |
| 1414100-212 | 89 -31               | 1414116-1   | 94 -68               | 1505015-10     | 3 -36                |
| 1414100-212 | 90 -69               | 1414211-22  | 95 -25               | 1505015-39     | 3 -39                |
| 1414100-212 | 92 -17               | 1414215-7   | 95 -35               | 1505015-40     | 3 -37                |
| 1414100-8   | 87 -16               | 1414215-8   | 95 -36               | 1505015-7      | 3 -37                |
| 1414100-8   | 88 -17               | 1414217-3   | 87 -18               | 1505015-8      | 3 -38                |
| 1414100-8   | 90 -17               | 1414217-3   | 88 -19               | 1505015-9      | 3 -39                |
| 1414100-9   | 87 -11               | 1414217-3   | 90 -23               | 1505022-1      | 3 -35A               |
| 1414100-9   | 88 -11               | 1414217-3   | 91 -17               | 1505024-1      | 3 -36A               |
| 1414100-9   | 90 -11               | 1414217-7   | 87 -17               | 1511209-9      | 78 -11               |
| 1414100-9   | 91 - 9               | 1414217-7   | 88 -18               | 1511212-5      | 78 -16               |
| 1414103-12  | 87 -22               | 1414217-7   | 90 -22               | 1511212-6      | 78 -16               |
| 1414103-2   | 87 -21               | 1414217-7   | 91 -17               | 1513839-4      | 106 -21              |
| 1414103-2   | 88 -22               | 1414223-34  | 88 -49               | 1513839-5      | 106 -21A             |
| 1414103-2   | 89 -20               | 1414230-1   | 89 -48               | 1513839-6      | 106 -30              |
| 1414103-45  | 88 -23               | 1414230-1   | 87 -11A              | 1514014-1      | 107 -32              |
| 1414103-45  | 89 -21               | 1414230-1   | 88 -12               | 1514059-1      | 91 -21A              |
| 1414103-6   | 87 -23               | 1414230-1   | 89 -12               | 1514119-3      | 94 -60               |
| 1414103-6   | 88 -24               | 1414230-2   | 95 -37               | 1514223-28     | 88 -46               |
| 1414103-6   | 89 -22               | 1414231-2   | 95 -10               | 1514223-8      | 89 -46               |
| 1414104-1   | 87 -48               | 1414231-4   | 88 -50               | 1520006-1      | 4 -43                |
| 1414104-1   | 90 -77               | 1414240-3   | 92 -                 | 153-10         | 62 - 1               |
| 1414104-2   | 87 -40               | 1414240-3   | 92 -                 | 153-15         | 63 - 8               |
| 1414104-2   | 90 -60               | 1414240-4   | 92 -                 | 153-15         | 70 - 5               |
| 1414104-2   | 92 -11               | 1414240-4   | 92 -                 | 153-8          | 60 - 2               |
| 1414104-39  | 87 -29               | 1414241-3   | 92 -36               | 154-13         | 63 - 9               |
| 1414104-39  | 88 -30               | 1414241-4   | 92 -37               | 154-13         | 70 - 6               |
| 1414104-39  | 89 -28               | 1414242-1   | 92 -29               | 154-6          | 60 - 3               |
| 1414104-4   | 87 - 3               | 1414243-1   | 92 -32               | 154-9          | 62 - 5               |
| 1414104-4   | 88 - 3               | 1414245-2   | 92 -10               | 155-2          | 60 - 1               |
| 1414104-4   | 89 - 3               | 1414247-1   | 92 -24               | 1550016-1      | 203 - 6              |
| 1414104-4   | 90 - 3               | 1414248-1   | 92 - 8               | 1552004-17     | 118 -39              |
| 1414104-4   | 91 - 5               | 1414249-2   | 92 -23               | 1552004-17     | 119 -31              |

| PART NUMBER  | FIGURE AND INDEX NO. |
|--------------|----------------------|
| 1552004-17   | 120 -38              |
| 1552004-22   | 118 -38              |
| 1552004-22   | 119 -30              |
| 1552004-22   | 120 -37              |
| 1552004-23   | 118 -38              |
| 1552004-23   | 119 -30              |
| 1552004-23   | 120 -37              |
| 1552004-25   | 118 -41              |
| 1552004-25   | 119 -33              |
| 1552004-25   | 120 -40              |
| 1552004-28   | 118 -36              |
| 1552004-28   | 119 -28              |
| 1552004-28   | 120 -35              |
| 1552004-32   | 118 -29              |
| 1552004-32   | 119 -21              |
| 1552004-32   | 120 -30              |
| 1552010-1    | 119 -32              |
| 1552010-1    | 120 -39              |
| 1570043-1    | 190 -27              |
| 1570043-1    | 191 -33              |
| 1570043-3    | 190 -19              |
| 1570043-3    | 191 -19              |
| 1570043-3    | 205 - 7              |
| 1570141-1    | 204 - 3              |
| 1570141-1    | 204 -17              |
| 1570142-3    | 204 - 6              |
| 1570166-1    | 190 -36              |
| 1570166-1    | 191 -58              |
| 161-04900    | 70 - 1               |
| 161-23       | 62 - 8               |
| 161-24       | 62 - 7               |
| 161-30       | 63 - 2               |
| 161-30       | 70 - 1               |
| 161-31       | 60 - 5               |
| 1613224-2    | 110 - 5              |
| 1613224-2    | 110 - 6              |
| 162-04700    | 70 - 2               |
| 162-27       | 63 - 1               |
| 162-27       | 70 - 2               |
| 162-28       | 60 - 6               |
| 1620075-3    | 191 -56              |
| 164-26A      | 70 -11               |
| 164-40       | 70 -11               |
| 1700121-100  | 173 - 1              |
| 1700121-101  | 173 - 3              |
| 1700121-16   | 123 -26              |
| 1700121-48   | 167 -62              |
| 1700121-94   | 173 - 9              |
| 1700121-95   | 173 - 6              |
| 1700121-96   | 168 -75              |
| 1700127-1    | 86 - 1               |
| 1700127-3    | 86 - 2               |
| 1700127-4    | 86 - 3               |
| 1700127-6    | 86 - 4               |
| 1705003-1    | 2 -64                |
| 1705004-1    | 2 -65                |
| 1705015-1    | 3 -14                |
| 1705015-1    | 73 - 8               |
| 1705015-2    | 3 -14A               |
| 1705015-2    | 75 - 7A              |
| 1705015-2    | 76 - 7               |
| 1705022-1    | 3 -35B               |
| 1713039-1    | 153 -48              |
| 1713039-1    | 179 -11              |
| 1713039-1    | 183 -13              |
| 1713039-1    | 183 -13A             |
| 1713039-1    | 184 -32              |
| 1713039-1    | 184 -32              |
| 1713039-1    | 185 -18              |
| 1713039-3    | 152 -45              |
| 1713105-3    | 41 -29               |
| 1713110-1    | 41 -31               |
| 1714000-K200 | 93 -85               |
| 1714000-22   | 94 -81               |

| PART NUMBER | FIGURE AND INDEX NO. |
|-------------|----------------------|
| 1714000-33  | 93 -84               |
| 1714000-33  | 94 -84               |
| 1714000-41  | 94 -82               |
| 1714001-19  | 96 -25               |
| 1714001-20  | 96 - 5               |
| 1714001-22  | 96 - 5               |
| 1714002-1   | 96 - 4               |
| 1714005-1   | 96 -15               |
| 1714033-1   | 96 -16               |
| 1714036-1   | 96 -18               |
| 1714040-1   | 88 -54               |
| 1714040-1   | 90 -81               |
| 1714040-1   | 95 -38               |
| 1714040-1   | 96 -29               |
| 1714040-2   | 88 -55               |
| 1714040-2   | 90 -82               |
| 1714040-2   | 95 -39               |
| 1714040-2   | 96 -30               |
| 1714040-5   | 88 -54               |
| 1714040-5   | 90 -81               |
| 1714040-5   | 95 -38               |
| 1714040-5   | 96 -29               |
| 1714040-6   | 88 -55               |
| 1714040-6   | 90 -82               |
| 1714040-6   | 95 -39               |
| 1714040-6   | 96 -30               |
| 1714061-1   | 93 -81               |
| 1714061-1   | 94 -70               |
| 1714067-2   | 93 -80               |
| 1714067-4   | 93 -80               |
| 1714067-5   | 94 -55               |
| 1714074-13  | 94 -21               |
| 1714074-14  | 94 -22               |
| 1714074-6   | 94 -23               |
| 1714095-1   | 96 -21               |
| 1715023-3   | 88 -15               |
| 1715023-3   | 90 -14               |
| 1716013-1   | 123 -37              |
| 1716013-1   | 125 -56              |
| 1717034-1   | 49 -66               |
| 1741005-239 | 68 -38               |
| 1741005-247 | 68 -38               |
| 1750011-1   | 123 -48              |
| 1750011-1   | 141 -17              |
| 1750011-4   | 123 -48              |
| 1750011-4   | 141 -17              |
| 1752110-3   | 197 -13              |
| 1752111-3   | 197 - 9              |
| 1752113-1   | 197 -12              |
| 1752118-1   | 198 - 2              |
| 1752118-2   | 198 - 3              |
| 1752118-3   | 198 - 7              |
| 1752118-4   | 198 - 8              |
| 1752119-4   | 120 -19              |
| 1752119-7   | 120 -17              |
| 1754001-12  | 132 -                |
| 1754001-14  | 132 - 1              |
| 1754001-15  | 132 - 1              |
| 1754001-16  | 132 -                |
| 1754001-4   | 132 -                |
| 1754001-8   | 132 - 1              |
| 1754007-1   | 132 - 6              |
| 1754008-1   | 132 - 7              |
| 1754009-1   | 132 - 8              |
| 1754010-1   | 132 - 9              |
| 1755014-1   | 134 -55              |
| 1755016-1   | 134 - 7              |
| 1755016-1   | 135 - 9              |
| 1756001-1   | 123 -27              |
| 1760015-1   | 188 - 1              |
| 1760015-2   | 188 - 2              |
| 1770009-1   | 204 - 7              |
| 1777        | 23 -23               |
| 1816        | 202 -22              |

| PART NUMBER   | FIGURE AND INDEX NO. |
|---------------|----------------------|
| 1816TR        | 202 -23              |
| 183-1         | 70 -27               |
| 1924          | 202 -24              |
| 20H3P         | 190 - 6B             |
| 20H3P         | 191 - 8              |
| 2013131-1     | 108 - 3E             |
| 2013142-1     | 161 -53              |
| 2015009-3     | 84 -37               |
| 2015009-5     | 85 -26               |
| 20351-4       | 152 - 1              |
| 20351-4       | 152 -24              |
| 20351-4       | 153 - 1              |
| 20351-4       | 153 -23              |
| 2055008-1     | 135 -68              |
| 21-831-1      | 130 -47              |
| 2104          | 182 - 6              |
| 2104          | 183 - 7              |
| 212-12        | 137 -16              |
| 21323         | 123 -59A             |
| 21323         | 127 - 5              |
| 217-1         | 60 - 8               |
| 22FH632       | 146 -18              |
| 22K2-32       | 90 - 9               |
| 22NA-3-054    | 52 -16               |
| 22NA1K-02     | 6 -41                |
| 22NA1K-02     | 8 -37                |
| 28S7-4        | 126 -35              |
| 2904-1        | 104 -40              |
| 2904-1        | 152 - 1              |
| 2904-1        | 152 -24              |
| 2904-1        | 153 - 1              |
| 2904-1        | 153 -23              |
| 3/32X.38TYPE3 | 25 - 8               |
| 30-0009-23    | 4 -28                |
| 3021          | 70 - 8               |
| 3022          | 70 - 7               |
| 3023          | 63 - 7               |
| 3023          | 70 - 4               |
| 30370-0100    | 102 -42              |
| 30370-0100    | 104 -43              |
| 30370-0100    | 105 -48              |
| 30370-0100    | 182 - 2              |
| 30370-0100    | 183 - 4              |
| 30370-0100    | 184 - 7              |
| 30370-0100    | 184 - 7              |
| 30370-0100    | 185 - 4              |
| 30370-0102    | 105 -48              |
| 30370-0102    | 184 - 7              |
| 30370-0102    | 184 - 7              |
| 30370-0102    | 185 - 4              |
| 30475-0000    | 102 -41              |
| 30475-0000    | 182 - 4              |
| 30475-0000    | 183 - 5              |
| 312-12        | 121 -40              |
| 33-199-1      | 169 - 8              |
| 33-199-45     | 169 - 9              |
| 33-199-5      | 169 - 6              |
| 33-199-6      | 169 - 7              |
| 33-199-8      | 169 -10              |
| 33-199-902    | 169 - 4              |
| 33-199-909    | 169 - 5              |
| 330R          | 101 -18              |
| 34-825-6      | 129 -46              |
| 34-825-7      | 129 - 8              |
| 34-825-8      | 129 -34              |
| 34-827-1      | 129 - 7              |
| 34-827-2      | 129 -19              |
| 34-827-3      | 129 -28              |
| 34-827-6      | 129 -23              |
| 34-827-7      | 129 -21              |
| 34-827-901    | 129 -20              |
| 34-828-1      | 130 -13              |
| 34-828-10     | 130 -18              |
| 34-828-11     | 130 -19              |

| PART NUMBER   | FIGURE AND INDEX NO. | PART NUMBER  | FIGURE AND INDEX NO. | PART NUMBER  | FIGURE AND INDEX NO. |
|---------------|----------------------|--------------|----------------------|--------------|----------------------|
| 34-828-12     | 130 -20              | 4522         | 197 - 8              | 6436637      | 163 -16              |
| 34-828-13     | 130 -21              | 4522         | 197 -11              | 6436637      | 164 - 2              |
| 34-828-14     | 130 - 9              | 49165-22     | 151 - 9              | 6436637      | 187 -40              |
| 34-828-15     | 130 -22              | 49265F-52    | 101 - 7              | 6436916      | 164 - 5              |
| 34-828-17     | 130 - 1              | 49265F-52    | 101 -10              | 6436916      | 163 -18              |
| 34-828-18     | 130 - 2              | 49265K2215   | 82 -10               | 6436989      | 164 - 6              |
| 34-828-20     | 130 -23              | 49330        | 27 - 9               | 6436989      | 163 -19              |
| 34-828-21     | 130 - 5              | 50309        | 127 - 8              | 66-30        | 70 -17               |
| 34-828-22     | 130 - 3              | 50658        | 129 -45              | 66-30        | 70 -19               |
| 34-828-24     | 130 -24              | 50659        | 129 -43              | 66224        | 128 - 9              |
| 34-828-25     | 130 -25              | 50661        | 129 -14              | 684-3-11-36P | 126 -20              |
| 34-828-27     | 130 -26              | 50668        | 129 -24              | 68972        | 128 -16              |
| 34-828-28     | 130 -27              | 50672        | 129 -31              | 69-4         | 70 -24               |
| 34-828-29     | 130 -28              | 50674        | 129 - 9              | 69116        | 128 -17              |
| 34-828-31     | 130 -49              | 50692        | 129 -44              | 700          | 1 -11                |
| 34-828-7      | 130 -16              | 51043        | 6 -45                | 71910        | 173 -13              |
| 34-828-9      | 130 - 8              | 51045        | 90 -74               | 73-11        | 70 -18               |
| 34-828-903    | 130 - 4              | 511846-4     | 69 -20               | 73820        | 128 - 2              |
| 34-828-906    | 130 - 7              | 51471        | 129 -38              | 74-10        | 70 -16               |
| 34-828-908    | 130 -15              | 51692        | 129 -25              | 74068        | 128 -17              |
| 34-831-1      | 130 -29              | 52121        | 129 -29              | 74904        | 164 - 9              |
| 34-831-4      | 130 -31              | 52155        | 129 -30              | 75-31        | 70 -28               |
| 34-831-6      | 130 -30              | 52203        | 129 -32              | 75-37        | 70 -28               |
| 34-831-8      | 130 -17              | 52204        | 129 -33              | 75148        | 128 -10              |
| 34-831-901    | 130 -32              | 52204        | 129 -36              | 75380        | 128 - 6              |
| 34-831-902    | 130 -12              | 52205        | 129 -35              | 75528        | 164 - 8              |
| 34828-2       | 130 -14              | 530603       | 127 - 3              | 75906        | 128 -15              |
| 34828-26      | 130 -10              | 53166        | 129 -37              | 76211        | 128 - 4              |
| 34828-901     | 130 - 1              | 53265        | 129 -12              | 76906        | 191 -44              |
| 35060-0014    | 104 -40              | 53294        | 129 -16              | 77743        | 128 - 3              |
| 35060-0014    | 105 -40              | 53345        | 129 -13              | 77745        | 128 - 3              |
| 35060-0114    | 105 -40              | 535324       | 127 - 2              | 782          | 172 - 1              |
| 35060-0114    | 106 -37              | 53914        | 129 -42              | 782-1        | 172 -17              |
| 351-11-05-001 | 204 -15              | 53939        | 129 -48              | 782-10       | 172 -40              |
| 35342         | 127 -13              | 53940        | 129 -39              | 782-11       | 172 -38              |
| 36100         | 127 - 9              | 53942        | 129 -47              | 782-13       | 172 -28              |
| 3680C         | 55 -38               | 550          | 1 -13                | 782-13       | 172 -39              |
| 3680C         | 67 -68               | 55149        | 129 -11              | 782-2        | 172 - 7              |
| 3680C         | 68 -27               | 55172        | 129 -10              | 782-3        | 172 -36              |
| 3690-1/2      | 1 -46                | 5574397      | 187 -40              | 782-4        | 172 -34              |
| 3690-1/4      | 1 -46                | 55774        | 129 -15              | 782-5        | 102 -43              |
| 3690-1/8      | 1 -46                | 5579432      | 187 -40              | 782-5        | 103 -47              |
| 37-206        | 70 -27               | 5579535      | 187 -40              | 782-5        | 104 -58              |
| 37570-0001    | 104 -42              | 5579539      | 187 -40              | 782-5        | 172 -44              |
| 37570-0001    | 105 -47              | 5579654      | 163 -17              | 782-6        | 172 -37              |
| 37570-0001    | 183 - 5              | 5579654      | 164 - 4              | 782-7        | 172 -10              |
| 37570-0001    | 184 - 5              | 5579654      | 187 -40              | 782-8        | 172 -43              |
| 37570-0105    | 105 -47              | 576.1        | 1 - 5                | 782-9        | 172 -16              |
| 37570-0105    | 106 -44              | 579.6        | 1 - 6                | 783          | 172 - 8              |
| 37570-0105    | 184 - 5              | 6F200        | 191 - 8              | 784-11       | 172 - 2              |
| 40-14         | 201 - 4              | 600-015-100S | 66 - 8               | 784-3        | 172 -32              |
| 401814        | 130 -49              | 60096        | 128 -11              | 784-4        | 172 - 3              |
| 4050          | 128 - 1              | 60232-1      | 103 -63              | 784-5        | 172 -13              |
| 4051          | 128 - 1              | 60232-1      | 104 -73              | 784-6        | 172 -22              |
| 40760-0104    | 105 -48              | 60232-1      | 105 -65              | 784-9        | 172 -25              |
| 40760-0104    | 106 -45              | 60232-1      | 106 -66              | 784-9        | 172 -30              |
| 40760-104     | 185 - 4              | 604-200-200  | 153 - 1              | 785-1        | 172 -11              |
| 41843         | 27 -11               | 61-19        | 70 -15               | 785-3        | 172 -15              |
| 426537        | 104 -56              | 61098        | 128 -14              | 785-4        | 172 -12              |
| 43-1761       | 191 - 8              | 6241M        | 55 -38               | 785-6        | 172 -42              |
| 441346        | 105 -60              | 6241M        | 67 -68               | 787          | 172 -35              |
| 441346        | 106 -60              | 6241M        | 68 -27               | 78728-M/S    | 128 - 8              |
| 441347        | 105 -56              | 626356       | 127 - 1              | 8-171        | 204 - 1              |
| 441347        | 106 -53              | 626416       | 127 - 1              | 8-32X1/2     | 62 - 2               |
| 441361        | 104 -54              | 626789       | 127 - 4              | 8-4VTX-S     | 167 -50              |
| 442792        | 105 -60              | 628313       | 127 - 9              | 8-4VTX-S     | 168 -60              |
| 442792        | 106 -61              | 629150       | 127 -12              | 800-001-6    | 146 -21              |
| 442818        | 104 -56              | 629151       | 127 -12              | 807          | 72 - 4               |
| 442876        | 105 -60              | 630574       | 127 -12              | 807          | 73 - 4               |
| 444649        | 104 -55              | 630575       | 127 -12              | 807          | 74 - 5               |
| 444678        | 105 -56              | 631261       | 127 - 8              | 807          | 75 - 5               |
| 444678        | 106 -54              | 633029       | 127 - 4              | 807          | 76 - 4               |
| 444679        | 105 -56              | 6436635      | 163 -15              | 828-905      | 130 - 6              |
| 4509          | 198 - 5              | 6436635      | 164 - 3              | 8313         | 128 -13              |

| PART NUMBER | FIGURE AND INDEX NO. |
|-------------|----------------------|
| 8406E       | 123 -18              |
| 8409        | 204 -23              |
| 8499        | 204 - 9              |
| 8526250     | 123 -18              |
| 8526250     | 187 -21              |
| 91-22       | 70 -14               |
| 92-17       | 70 -20               |
| 95-00184    | 69 -23               |
| 9511269     | 69 -15               |
| 9511271     | 69 -16               |
| 9520448     | 69 -22               |
| 9521184     | 69 -11               |
| 9524201     | 69 - 2               |
| 9524218     | 69 - 9               |
| 9524223     | 69 -12               |
| 9524318     | 69 - 3               |
| 9524343     | 69 -18               |
| 9524491     | 69 - 7               |
| 9525412     | 69 -15               |
| 9525413     | 69 -16               |
| 9532277     | 69 -17               |
| 9541458     | 69 -10               |
| 9541898     | 59 - 1               |
| 9541899     | 59 - 2               |
| 9960BK2215  | 99 -36               |
| 9960BK2215  | 100 -40              |
| 99833-C.098 | 121 -16              |
| 99833-P.098 | 115 -22              |
| 99833-P.098 | 116 -19              |
| 99833P.098  | 117 -23              |
| 99833P.098  | 119 -25              |
| 99833P-.098 | 118 -33              |
| 99836       | 115 -33              |
| 99836       | 116 -29              |
| 99836       | 117 -27              |
| 99836       | 118 -43              |
| 99836       | 119 -35              |
| 99836       | 121 -41              |
| 99874-1     | 115 -33              |
| 99874-1     | 116 -29              |
| 99874-1     | 117 -27              |
| 99874-1     | 118 -43              |
| 99874-1     | 119 -35              |
| 99874-1     | 121 -41              |

| PART NUMBER | FIGURE AND INDEX NO. |
|-------------|----------------------|
|-------------|----------------------|

| PART NUMBER | FIGURE AND INDEX NO. |
|-------------|----------------------|
|-------------|----------------------|