



# Battery Selector and Master Disconnect Switches

**Battery Isolators**

**Battery Jumper  
Terminals**

**Battery Feeder Stud**

**Lockout Lever Kit**



## M-750 Series • Dual Battery Selector and Master Disconnect Switches

Four Positions: Off • On - Battery No. 1 • On - Both Batteries • On - Battery No. 2

Ignition protected: conform to U.S. Coast Guard Safety Standard, Section 183.410 for ignition protection.

**Operation:** current can be carried by either of the two batteries, by two batteries simultaneously or cut off at the source. Can be operated through ON positions with engine(s) running. Engine(s) must be shut down before moving to OFF position. Use with alternators or generators.

**Installation:** surface mount or install through a panel with a 3 5/16" diameter hole.

**Construction:** high impact and high temperature engineered plastic case, knob and insulator. Vaporproof, weatherproof, dustproof and corrosion resistant. Three 3/8" diameter heavy duty copper stud terminals with brass hex nuts.

**Size:** flange diameter 6", overall height 2 5/8".

Wiring instructions included.

**UL Electrical Ratings**  
 310 Amps Continuous • 500 Amps Intermittent • 6-36 VDC  
 Electrical ratings on UL labels are conservative.  
 Cole Hersee battery selector and master disconnect switches are capable of handling higher amperages.



Made in U.S.A.



ISO 8846  
MARINE

U.L. listed and labeled.



**No. M-750**

**No. M-750**

Battery selector and disconnect switch.

**No. M-751**

Battery selector and disconnect switch with key lock.

**No. M-752**

Battery selector and disconnect switch with alternator field disconnect circuit.

**No. M-753**

Battery selector and disconnect switch with alternator field disconnect circuit and key lock.

**No. M-754**

Battery selector and disconnect switch with pilot indicator light circuit.

**No. M-754-01**


Battery selector and disconnect switch with pilot light circuit and two pilot lights.

**No. M-755**

Battery selector and disconnect switch with pilot light circuit and key lock.

**No. M-755-01**

Battery selector and disconnect switch with pilot light circuit, two pilot lights and key lock.



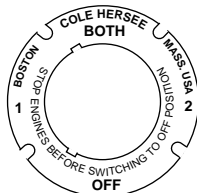
**No. M-751**



### Switch Position Label

**No. 563**

Pressure sensitive switch position label for M-750 Series switches for use when mounting switch through a panel.



### Pilot Lights

Included with M-754-01 and M-755-01.

**No. PL-118-GC001** Insulated

**Terminations:** two 16 gauge leads, 8" (203.20mm) long.

**Lens:** green.

**Mounting:** through 1 1/16" (17.46mm) diameter hole.

Furnished with 12 volt bulb.



### Display Packaging

All M-750 Series switches are available in multi-colored packaging for rack or free standing display.



## Dual Battery Selector Switches • On - battery No. 1 • On - battery No. 2

**⊖ No. 75502** Rating: 125 amps continuous, 6-36 VDC  
**Mounting stem:** brass, 3/4" (19.05mm) dia., 17/32" (13.49mm) long, fits panels up through 1/4" (6.35mm) thick.  
**Terminals:** three 1/4" (6.35mm) copper stud.  
**Case:** plated steel, indexing pin on case aligns switch and prevents rotation.  
**Sealing:** O-ring in operating shaft.



Switch position face plate.

**⊖ No. 75500** Rating: 70 amps continuous, 6-36 VDC  
**Mounting stem:** brass, 1/2" (12.70mm) dia., 1/2" (12.70mm) long, fits panels up through 1/4" (6.35mm) thick.  
**Terminals:** three 1/4" -28 screw.  
**Case:** plated steel.



**No. 82451-A**  
 Black enameled aluminum, 2 3/8" (60.32mm) diameter.

## 2,000 amp Master Disconnect Switches

Single Pole • Off-On  
 Disconnects battery circuit only.

**Electrical Ratings**  
 2,000 amps intermittent  
 30 seconds On, 3 minutes Off  
 300 amps continuous



**No. 75908**  
**Mounting stem:** 3/4" -16 thread, fits panels up through 1/4" (6.35mm) thick.  
**Terminals:** two 1/2"-20 copper stud.  
**Case:** plated steel.  
**Sealing:** sealed between shaft and mounting stem, and case and terminal insulator.  
 Indexing pin aligns switch and prevents rotation.

Double Pole • Off-On  
 Disconnects battery and field circuits.

**Electrical Ratings**  
 Large studs 2,000 amps intermittent  
 30 seconds On, 3 minutes Off  
 300 amps continuous  
 Small studs 20 amps continuous



**No. 75907**  
**Mounting stem:** 3/4" -16 thread, fits panels up through 1/4" (6.35mm) thick.  
**Terminals:** two 1/2"-20 copper stud and two 10-32 stud.  
**Case:** plated steel.  
**Sealing:** sealed between shaft and mounting stem, and case and terminal insulator.  
 Indexing pin aligns switch and prevents rotation.

## Battery Jumper Terminals • Extra Heavy Duty, 6-36 VDC • Remote Mounting

For battery connections at easily accessible locations, inside or outside the vehicle.

Can be used individually (positive terminal) or in pairs (positive and negative terminals). Easy to install.  
 Solid brass, grooved contact post 13/16" (20.63mm) dia., 1 1/8" (28.77mm) long.  
 Accept standard jumper cables.  
 Brass hex nut and lockwasher included.

**No. 46210-03** Black cap (negative.)  
**No. 46210-02** Red cap (positive).

**Replacement Caps**  
**No. 97846-A** Red cap.  
**No. 97846-B** Black cap.



## Heavy Duty Battery Feeder Stud

**No. 46211-01**  
 Brings 6-36 VDC power through firewalls and bulkheads.  
 Impact resistant plastic insulator/mounting bushing, 1 17/64" (32.13mm) diameter, 5/8" (15.87mm) long.  
 Two 3/8"-16 thread brass stud terminals, 5/8" (15.87mm) long.



**Master Disconnect Switches • Single Pole • Two Positions: Off-On**  
**For 6-36 VDC electrical systems • Disconnect battery circuit only.**

Designed to prevent electrical fires, tampering, theft and battery drain when equipment is unattended.

Electrical ratings on UL labels are conservative. Cole Hersee master disconnect switches are capable of handling higher amperages.

**Electrical Ratings**  
**Single Pole**  
**Master Disconnect Switches**  
 175 amps continuous  
 1,000 amps intermittent  
 15 seconds On, 5 minutes Off

**Electrical Ratings**  
**Single Pole**  
**Master Disconnect Switches**  
**UL 707B**  
 175 amps continuous  
 800 amps intermittent  
 15 seconds On, 5 minutes Off



**No. 2484**

**Mounting stem:** brass, 3/4" -16 thread, 23/32" (18.25mm) long, fits panels up through 3/16" (4.76mm) thick.

**Terminals:** two 3/8"-20 copper stud.

**Actuator:** die cast lever

**Case:** plated steel.



**No. 2484-16**

Same as No. 2484 except with silver laminated contacts, UL listed and labeled.

**No. 2484-09**


Same as No. 2484 except without UL label.

**No. 2484-A**

Same as No. 2484-09 except has silver laminated contacts.

**No. 2484-06**

Same as No. 2484-A except has sealed mounting stem and case.



**No. 2484-02**

**Mounting stem:** brass, 3/4" (19.05mm) diameter, 17/32" (13.49mm) long, fits panels up through 1/4" (6.35mm) thick.

**Terminals:** two 3/8" -24 stud.

**Actuator:** "Hencol" lock with two keys.

**Case:** steel, indexing pin on case aligns unit and prevents rotation.

**No. 2484-03** Weather Resistant

Same as No. 2484-02 except also has O-ring in operating shaft.

**No. 2484-19** Weather Resistant

Same as No. 2484-03 except also has gasket sealed terminal insulator.



**No. M-284**

**Mounting stem:** brass, 3/4" -24 thread, 1 13/32" (46.05mm) long, fits panels up through 19/16" (23.81mm) thick.

**Terminals:** two 3/8" (9.52mm) diameter stud.

**Actuator:** chrome plated lever

**Case:** brass.

**No. M-284-01**

Same as No. M-284 except is UL listed and labeled and with silver contacts.

**No. M-284-A**

Same as No. M-284-01 except without UL label.


**No. M-284-02** Weather Resistant

Same as No. M-284-A except with O-ring seal in operating shaft, gasket sealed terminal insulator and die cast lever with dichromate protective finish.



**Extra Heavy Duty**  
**Single Pole • Two Positions: Off-On**

**Electrical Rating: 50 amps at 14 VDC**



**No. M-288**

**Mounting stem:** 5/8" (15.87mm) dia., 3/4" (19.05mm) long, fits panels up through 17/32" (13.50mm) thick.

**Terminals:** two brass screw.

**Actuator:** die cast lever

**Case:** plated steel.

**Contacts:** silver.

Master Disconnect Switches • Double Pole • Two Positions: Off-On  
For 6-36 VDC electrical systems • Disconnect battery circuit and field circuit.

**Electrical Ratings Double Pole Switches**

Large studs 125 amps continuous - 1,000 amps intermittent • Small studs 20 amps continuous • 15 seconds On, 5 minutes Off

**No. 75903**

**Mounting stem:** brass, 3/4" -16 thread, 2 3/32" (18.25mm) long, fits panels through 3/16" (4.76mm) thick.

**Terminals:** two 3/8" -24 and two #10-32 stud.

**Actuator:** chrome plated die cast lever.

**Case:** plated steel.



**No. 75904**

Same as No. 75903 except with silver laminated contacts.

**No. 75904-01** Weather Resistant

**Mounting stem:** brass, 3/4" -16 thread, 1 7/32" (13.49mm) long, fits panels through 1/4" (6.35mm) thick.

**Terminals:** two 3/8" -24 and two #10-32 stud.

**Actuator:** die cast lever.

**Case:** plated steel with indexing pin to align unit and prevent rotation.

**Sealing:** O-ring seal in operating shaft, gasket sealed terminal insulator.



**No. 75904-02**


**Mounting stem:** brass, 3/4" -16 thread, 1 7/32" (13.49mm) long, fits panels through 1/4" (6.35mm) thick.

**Terminals:** two 3/8" -24 and two #10-32 stud.

**Actuator:** "Hencol" lock with two keys.

**Case:** plated steel, indexing pin aligns unit and prevents rotation.

**Contacts:** silver.



**No. 75904-03** Weather Resistant

Same as No. 75904-02 except with O-ring seal in operating shaft.

**No. M-289**

**Mounting stem:** brass, 3/4" -16 thread, 1 13/32" (46.05mm) long, fits panels up through 1 5/16" (23.81mm) thick.

**Terminals:** two 3/8" -24 and two #10-32 stud.

**Case:** brass.

**Actuator:** chrome plated die cast lever.



**No. M-290**

Same as No. M-289 except with silver laminated contacts.

**No. M-290-01** Weather Resistant

Same as No. M-290 except with O-ring seal in operating shaft.

Master Disconnect Switch • Double Pole • UL Rated • Two Positions: Off-On

Electrical ratings on UL labels are conservative. Cole Hersee master disconnect switches are capable of handling higher amperages.



**No. M-290-05**

**Mounting stem:** brass mounting stem 3/4" -16 thread, (19.05mm) dia., 1 13/32" (46.05mm) long, fits panels up through 1 5/16" (23.81mm) thick.

**Terminals:** two 3/8" -24 and two #10-32 stud.

**Electrical Rating Double Pole Switch UL 707B**

Large studs 125 amps continuous - 800 amps intermittent  
Small studs 20 amps continuous  
15 seconds On, 5 minutes Off

**Actuator:** chrome plated die cast lever.

**Case:** brass.

**Contacts:** silver laminated.



Lockout Lever Kit

**No. 24505**

For locking switch in OFF position with padlock to prevent accidental actuation.

Accepts padlocks with shackles up to 5/16" dia.

For use with Cole Hersee lever actuated master disconnect switches with 3/4" diameter mounting stem.

Part Nos. 2484, 2484-A, 2484-06, 2484-09, 2484-16, 75903, 75904, 75904-01, M-284, M-284-A, M-284-01, M-284-02, M-289, M-290, M-290-01, M-290-05.



Key

**No. 83353**

For "Hencol" non tumbler trouble free lock. Heavy gauge steel, plated to resist corrosion.



Extra Heavy Duty Cable Terminal

**No. 3188**

150 amp copper lug.

For #0 or #00 (.46", 11.90mm) diameter gauge cable. 1 3/32" (10.31mm) diameter hole for 3/8" (9.52mm) stud.



Replacement Lever

**No. 80101-B**

Chrome plated die cast lever, fits all Cole Hersee lever actuated master disconnect switches.



Face Plate

**No. 82065**

For use with Cole Hersee master disconnect switches without indexing pin. Polished aluminum with blue enamel finish.

2 1/2" (63.50mm) diameter.

**No. 82065-02**

Same as No. 82065 except for use with switches with indexing pin.





## Battery Isolators • For 12-36 VDC negative ground electrical systems.

Isolate batteries to prevent the battery with the higher charge from draining into the battery with the lower charge.

Allow two batteries to be charged simultaneously from a single power source.

Contain solid state circuitry embedded in the insulation for efficient heat dissipation.

Installation and wiring instructions included.

### No. 48080 42 amp max. alternator rating

**Terminations:** one #10 gauge 6" wire lead, two #16 gauge wire leads.

**Mounting:** two 13/64" (5.15mm) dia. holes.

**Size:** 5"L x 3 1/4"W x 2 3/16"H (127.00mm x 82.55mm x 70.99mm).



### No. 48120 140 max. alternator rating

**Terminals:** three 5/16" stud.

**Mounting:** four 9/32" (7.14mm) dia. holes.

**Size:** 6"L x 4 3/16"W x 3 11/32"H (152.40mm x 122.22mm x 84.91mm).



### No. 48070 70 amp max. alternator rating

**Terminals:** three 1/4" stud.

**Mounting:** two 9/32" (7.14mm) dia holes.

**Size:** 5"L x 3 1/4"W x 2 3/16"H (127.00mm x 82.55mm x 70.99mm).



### No. 48160 200 amp max. alternator rating

**Terminals:** three 5/16" stud.

**Mounting:** four 9/32" (7.14mm) dia. holes.

**Size:** 8 1/2"L x 4 3/16"W x 3 13/32"H (215.00mm x 122.22mm x 86.51mm).



### No. 48090 90 amp max. alternator rating

**Terminals:** three 1/4" stud.

**Mounting:** two 9/32" (7.14mm) dia. holes.

**Size:** 6 1/2"L x 3 1/4"W x 2 13/16"H (165.00mm x 82.55mm x 70.99mm).



### No. 48161 250 amp max. alternator rating

Furnished with Schottky diodes in compliance with Federal Specifications KKK-A-1822b for ambulances.

Otherwise same as No. 48160.

## Battery Isolators for use with Delcotron Series CS Alternators

Include an extra ignition connection terminal.

Connects to a terminal or wire that is switched by the ignition switch.

Wiring instructions and diagram supplied with each unit.

NOTE: Determine the type of alternator with which the isolator will be used so the proper model is selected.



### 140 amp max. alternator rating

#### No. 48122

**Terminals:** three 5/16" stud and one #10 stud.

**Mounting:** four 9/32" (7.14mm) dia. holes.

**Size:** 6"L x 4 13/16"W x 3 11/32"H (152.40mm x 122.22mm x 84.91mm).



### 90 amp max. alternator rating

#### No. 48092

**Terminals:** three 1/4" stud and one #10 stud.

**Mounting:** two 9/32" (7.14mm) dia. holes.

**Size:** 6 1/2"L x 3 1/4"W x 2 13/16"H (165.10mm x 82.55mm x 70.99mm).



### 200 amp max. alternator rating

#### No. 48162

**Terminals:** three 1/4" stud and one #10 stud.

**Mounting:** four 9/32" (7.14mm) dia. holes

**Size:** 8 1/2"L x 4 13/16"W x 3 13/32"H (215.00mm x 122.22mm x 86.51mm).

## Medical Compartment Isolator for Ambulances

Furnished with Schottky diode in compliance with Fed. Spec. KKK-A-1822B.

Isolates medical equipment batteries from any loads the remainder of the ambulance electrical system may impose.

### No. 48051 75 amps at 12 VDC

**Terminals:** two 1/4" stud.

**Mounting:** two 9/32" (7.14mm) dia. holes.

**Size:** 3 1/2"L x 4 15/16"W x 3 11/32"H (88.90mm x 125.41mm x 84.93mm).

