



Ignition Switches

**Battery Ignition
and Start**



**Magneto Ignition
and Battery Start**

Reversing

**Diesel Ignition
and Start**


**Battery Ignition
and Light**



Ignition Switch Product Selection Information

Actuators

Ignition switches are actuated by a coded key and tumbler lock, patented Hencol keyed lock or a lever. The lever design is available in three configurations: military, short lever or long lever.



Locks

Cole Hersee ignition switches are available with either coded cylinder locks and keys or "Hencol" patented non-tumbler locks with compatible keys.

Contacts

Silver contacts are available on certain switches and are noted in the switch descriptions.

Grounding

Switches are offered with a grounded case design or with a separate ground terminal. A grounded case switch must be installed in a metal panel which is part of the vehicle ground system. For installation in non-grounded panels, select a switch with a ground terminal.

Battery ignition switches with a ground circuit permit the operator to check panel indicator lights when the switch is turned to the start position.

Replacement Ignition and Starter Switches

Delco replacement ignition switches are described on page 48. Other replacement ignition and starter switches and coded lock cylinders are available, please consult factory.

Other applications for Cole Hersee Ignition Switches

All circuit diagrams which accompany product information assume vehicle installations. However, Cole Hersee ignition switches can be used for energizing any low voltage DC one, two or three circuit application.

Marine construction ignition switches with rugged brass housings and other non-corrosive materials are listed on pages 50-52.

For information on other types of ignition and starter switches, please refer to sections:

- A Push-Pull Switches
- B Toggle and Rocker Switches
- F Push Button Momentary Switches

Specialized Ignition Switch Requirements

Cole Hersee designs and manufactures ignition switches for original equipment manufacturers of all types of vehicles and equipment.

For assistance with your application please contact Cole Hersee Engineering at:
Telephone: (617) 268-2100
Fax: (617) 268-9490

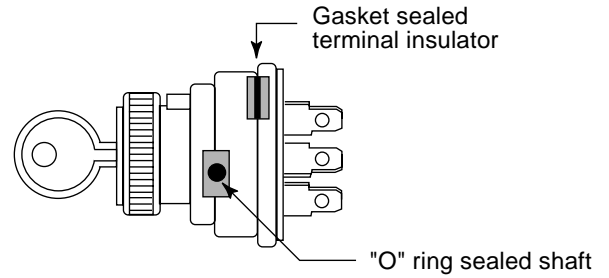
Ignition Switch Product Selection Information

Weather Resistant Options

Switches engineered for tough operating conditions can be furnished with an O-ring seal in the bushing and a gasket seal to protect the terminal insulator.

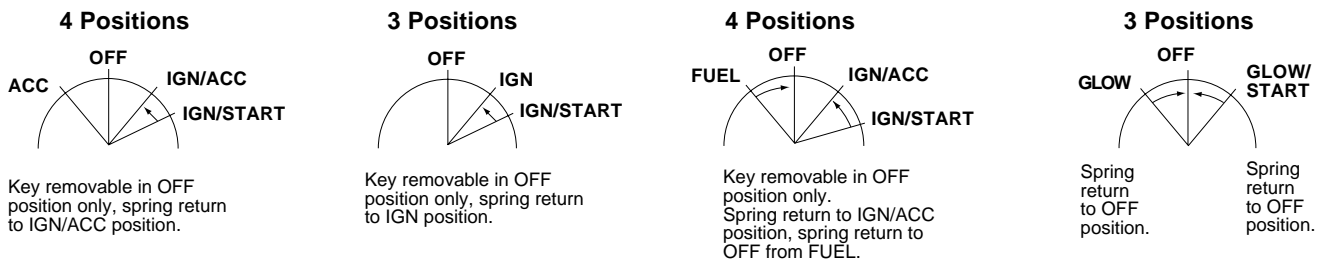
For further protection, Cole Hersee manufactures weather resistant rubber boot and mounting nut assemblies and protective caps.

Special coatings such as epoxies and PVC are also available by special order.



Circuitry

Two, three and four position circuitry is available for battery ignition and magneto switches. Combination circuits include: ground, accessory, lighting, diesel glow-plug and anti-restart options.



Standard configurations include spring return from one or two positions.

Connectors

All **956 Series** ignition switches with blade terminals accept Packard connector No. 2962912.

Other switches accepting Packard connectors are:

- No. 95663-01**
Packard connector No. 2973422
- No. 95663-04**
Packard connector No. 2973422
- No. 95662**
Packard connector No. 2962510
- No. 95561-01**
Packard connector No. 2973386
- No. 95564-01**
Packard connector No. 2965454
- No. 95660-11**
Packard Connector No. 6288186

Terminals

Screw terminals are equipped with lockwashers to assure efficient connection of circuit wire.

Blade terminals are brass, 1/4" wide arranged to accept multi-pole connectors.

Wire leads are available by special order.

Ratings

All ratings are given at 12 VDC.

For applications assistance at other voltage ratings, please contact Cole Hersee at:

Telephone: (617) 268-2100

Fax: (617) 268-9490

956 Series • Heavy Duty Battery Ignition and Starter Switches


Dependable ignition switches with operating features and options for every application.



Coded tumbler lock and two keys.



Patented Hencol lock and two keys.

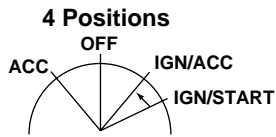


Lever.

Terminals: brass blade terminals, 1/4" wide, accept Packard connector No. 2962912 or equivalent, screw terminals with lock washers.

Housings: corrosion resistant die cast.

Mounting: 1"-24 bushings fit panels .030" (.76mm) to .090" (2.28mm) thick. All other bushing sizes fit panels .060" (1.52mm) to .110" (2.74mm) thick.



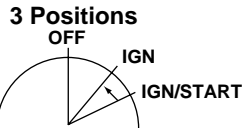
Key removable in OFF position only, spring return to IGN/ACC position.

Ratings at 12 VDC
 Accessory 10 amps
 Ignition 10 amps
 Start 5 amps
 Ground 1 amp

Part No.	Terminals	Actuation/ Lock	Sealed Terminal Insulator	O-Ring in Stem	Ground Terminal	Bushing
956-4100	4 blade	Coded	No	No	No	1"-24
956-4104	4 screw	Coded	No	No	No	1"-24
⊖ 956-4106	4 screw	Hencol	No	No	No	1"-24
956-4107	4 screw	Hencol	Yes	Yes	No	1"-24
956-4111	4 blade	Lever	No	No	No	1"-24
956-4124	4 screw	Lever	Yes	Yes	No	1"-24
956-4154	5 screw	Coded	No	No	Yes	1"-24
956-4304	4 screw	Coded	No	No	No	3/4"-24
⊖ 956-4305	4 screw	Coded	Yes	Yes	No	3/4"-24
⊖ 956-4306	4 screw	Hencol	No	No	No	3/4"-24
956-4307	4 screw	Hencol	Yes	Yes	No	3/4"-24
956-4311	4 blade	Coded	Yes	Yes	No	3/4"-24
⊖ 956-4354	5 screw	Coded	No	No	Yes	3/4"-24
956-4704	4 screw	Coded	No	No	No	7/8"-24

Keyed alike tumbler lock 4 position ignition-starter switch

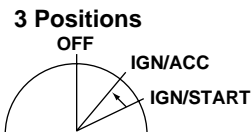
956-4148	4 blade	Single key code CH-528	No	No	Yes	1"-24
----------	---------	---------------------------	----	----	-----	-------



Key removable in OFF position only, spring return to IGN position.

Ratings at 12 VDC
 Ignition 10 amps
 Start 5 amps
 Ground 1 amp

Part No.	Terminals	Actuation/ Lock	Sealed Terminal Insulator	O-Ring in Stem	Ground Terminal	Bushing
⊖ 956-5107	3 screw	Hencol	Yes	Yes	No	1"-24
⊖ 956-5144	4 screw	Coded	No	No	Yes	1"-24
⊖ 956-5304	3 screw	Coded	No	No	No	3/4"-24
⊖ 956-5306	3 screw	Hencol	No	No	No	3/4"-24
956-5307	3 screw	Hencol	Yes	Yes	No	3/4"-24
⊖ 956-5344	4 screw	Coded	No	No	Yes	3/4"-24




Key removable in OFF position only, spring return to IGN/ACC position.

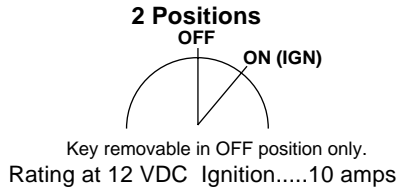
Part No.	Terminals	Actuation/ Lock	Sealed Terminal Insulator	O-Ring in Stem	Ground Terminal	Bushing	Amperage ratings at 12 VDC			
							Acc.	Ign.	Start	Ground
956-5109†	4 screw	Lever*	Yes	No	No	1"-24	20	10	10	---
956-5122	5 screw	Coded	Yes	Yes	Yes	1"-24	20	20	10	1
⊖ 956-5124	4 screw	Hencol	Yes	Yes	No	1"-24	10	10	5	---
⊖ 956-5348	5 screw	Hencol	Yes	Yes	Yes	3/4"-24	10	10	5	1

* Military lever. † Silver contacts

956 Series • Heavy Duty Battery Ignition and Starter Switches



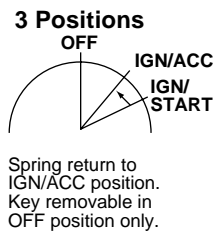
Part No.	Terminals	Actuation/ Lock	Sealed Terminal Insulator	O-Ring in Stem	Ground Terminal	Bushing
956-6104	3 screw	Coded	No	No	No	1"-24
⊖ 956-6107	3 screw	Hencol	Yes	Yes	No	1"-24
⊖ 956-6304	3 screw	Coded	No	No	No	3/4"-24
956-6307	3 screw	Hencol	Yes	Yes	No	3/4"-24



Part No.	Terminals	Actuation/ Lock	Sealed Terminal Insulator	O-Ring in Stem	Ground Terminal	Bushing
⊖ 956-7104	2 screw	Coded	No	No	No	1"-24
⊖ 956-7106	2 screw	Hencol	No	No	No	1"-24
⊖ 956-7107	2 screw	Hencol	Yes	Yes	No	1"-24
⊖ 956-7304	2 screw	Coded	No	No	No	3/4"-24

956 Series Anti-Restart Ignition Switches

Anti-restart ignition switches prevent re-actuating the starter circuit when the engine is running. The switch must be turned to the OFF position before the start circuit can be re-energized, preventing accidental damage to the starting motor.



Part No.	Terminals	Actuation/ Lock	Sealed Terminal Insulator	O-Ring in Stem	Ground Terminal	Bushing	Amperage ratings at 12 VDC			
							Acc.	Ign.	Start	Ground
956-3122	5 screw	Coded	Yes	Yes	Yes	1"-24	10	10	5	1
956-3124	5 screw	Lever	Yes	Yes	Yes	1"-24	10	10	5	1
956-3125	4 screw	Coded	Yes	No	No	1"-24	30	10	10	--
956-3126	4 screw	Hencol	Yes	No	No	1"-24	10	10	5	1
956-3127*	3 screw	Lever	Yes	Yes	No	1"-24	---	10	5	1
⊖ 956-3131	5 blade	Coded	Yes	No	Yes	1"-24	30	10	10	1
956-3134**	4 screw	Coded	Yes	No	No	1"-24	30	10	10	---
⊖ 956-3136	4 blade	Hencol	Yes	No	No	1"-24	30	10	5	---
⊖ 956-3137	4 screw	Hencol	Yes	Yes	No	1"-24	10	10	5	1

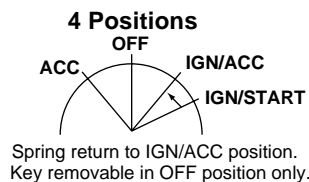
*No accessory circuit.

**Same as No. 3125 except with accessory terminal rotated 180°

Keyed alike tumbler lock 3 position ignition-starter switch										
Part No.	Terminals	Actuation/ Lock	Sealed Terminal Insulator	O-Ring in Stem	Ground Terminal	Bushing	Acc.	Ign.	Start	Ground
956-3130	4 screw	Single key code	Yes	No	No	1"-24	30	10	10	---

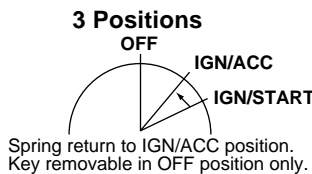
956 Series Extra Heavy Duty Ignition-Start Switches

Extra heavy duty switches provide extended service and higher energy circuits for demanding applications.



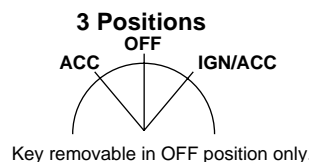
Part No.	Terminals	Actuation/ Lock	Sealed Terminal Insulator	O-Ring in Stem	Ground Terminal	Bushing	Amperage ratings at 12 VDC		
							Acc.	Ign.	Start
956-4113	4 blade	Hencol	Yes	Yes	No	1"-24	30	10	5
⊖ 956-4116	4 blade	Coded	Yes	No	No	1"-24	30	10	10
⊖ 956-4125	4 screw	Coded	No	No	No	1"-24	30	10	5
956-4138	4 blade	Coded	No	No	No	1"-24	20	20	10
956-4141†	4 screw	Hencol	Yes	Yes	No	1"-24	20	20	10

†Silver Contacts



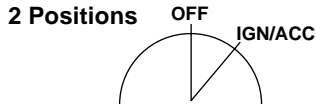
Part No.	Terminals	Actuation/ Lock	Sealed Terminal Insulator	O-Ring in Stem	Ground Terminal	Bushing	Amperage ratings at 12 VDC		
							Acc.	Ign.	Start
⊖ 956-5108†	4 screw	Coded	Yes	No	No	1"-24	30	10	10

†Silver Contacts



Part No.	Terminals	Actuation/ Lock	Sealed Terminal Insulator	O-Ring in Stem	Ground Terminal	Bushing	Amperage ratings at 12 VDC	
							Acc.	Ign.
⊖ 956-6310	3 screw	Hencol	Yes	Yes	No	3/4"-24	30	10

Universal Heavy Duty Battery Ignition & Start Switches



Key removable in OFF position only.

Ratings at 12 VDC
Accessory 10 amps
Ignition 10 amps

Part No.	Terminals	Actuation/ Lock	Sealed	Case	Bushing
95608	3 screw	Coded	No	A	3/4"-20
⊖ 95633†	3 screw	Lever	Yes	D	3/4"-20
95633-A	3 screw	Lever	No	D	3/4"-20

†Moisture and fungus resistant per MIL-JAN-T-152



Case A
Zinc die cast case, coded tumbler lock. Max. panel thickness 3/8" (9.52mm).



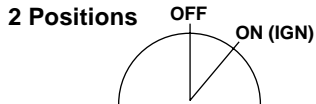
Case B
Plated steel case, coded tumbler lock. Max. panel thickness 1/2" (12.70mm).



Case C
Plated steel case, non-tumbler "Hencol" lock. Max. panel thickness 1/8" (3.17mm).



Case D
Zinc die cast case, military lever. Max. panel thickness 1/4" (4.37mm).



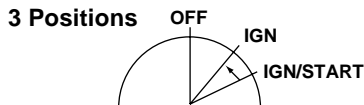
Key removable in OFF position only.

Rating at 12 VDC
Ignition 10 amps

Part No.	Terminals	Actuation/ Lock	Sealed	Case	Bushing
9577	2 screw	Coded	No	A	3/4"-20
95532	2 screw	Coded	No	B	13/16"-24
95512-A	2 screw	Hencol	No	C	5/8"-32
95522-A	2 screw	Hencol	Yes	C	5/8"-32
9518†	2 screw	Coded	No	A	3/4"-20

†Key removable in both OFF and ON positions for security/alarm applications.

Extra Heavy Duty Battery Ignition & Start Switches



Key removable in OFF position only, spring return to IGN position.

Part No.	Terminals	Actuation/ Lock	Sealed	Case	Bushing	Ratings in amps at 12 VDC	
						Ignition	Start
95610	3 screw	Lever	No	F	5/8"-32	25	20
95612	3 screw	Lever	Yes	F	5/8"-32	25	20
95613	3 blade	Lever	Yes	F	5/8"-32	20	20
95561-01†	3 blade	Hencol	Yes	G	5/8"-32	10	5
95521-01	3 screw	Lever	Yes	G	5/8"-32	25	70
95511-B	3 screw	Hencol	No	G	5/8"-32	25	70
95521-B	3 screw	Hencol	Yes	G	5/8"-32	25	70

† Accepts Packard connector No. 2973386



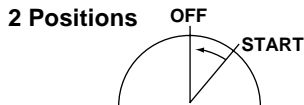
Case F
Plated steel case, short lever. Max. panel thickness 13/64" (5.16mm).



Case F-1
Plated steel case, non-tumbler "Hencol" lock. Max. panel thickness 9/32" (7.14mm).



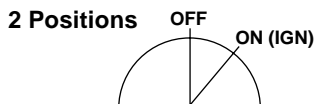
Case G,
Plated steel case, non-tumbler "Hencol" lock. Max. panel thickness 1/4" (6.35mm).



Key removable in OFF position only, spring return to OFF position.

Ratings at 12 VDC
In-Rush 40 amps
Break 15 amps

Part No.	Terminals	Actuation/ Lock	Sealed	Case	Bushing
⊖ 95617	2 screw	Hencol	No	F-1	5/8"-32



Key removable in OFF position only.

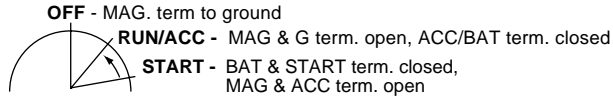
Rating
50 amps at 14 VDC

Part No.	Terminals	Actuation/ Lock	Sealed	Case	Bushing
95597	2 screw	Hencol	No	G	5/8"-32

Magneto Ignition and Battery Start Switches

Dependable magneto ignition/battery start switches for golf carts, lawn & garden tractors and similar applications.

3 Positions



Key removable in OFF position only, spring return to RUN/ACC position.
 Self grounding in metal panels in OFF position.

Ratings at 12 VDC
 Accessory 10 amps • Start 5 amps • Magneto 1 amp

No. 95539

Terminals: four screw.

Case: die cast.

Mounting stem: 5/8"-32, fits panels through 1/2" (12.70mm) thick.



No. 95616

Terminals: four screw.

Case: die cast.

Sealing: O-ring in mounting stem.

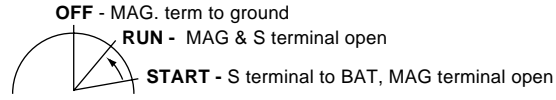
Mounting stem: 5/8"-32, fits panels through 9/16" (14.28mm) thick.



No. 95616-01

Same as No. 95616 except with four blade terminals.

3 Positions



Key removable in OFF position only, spring return to RUN position.
 Self grounding in metal panels in OFF position.

Ratings at 12 VDC • Start 70 amps • Magneto 1 amp


No. 95520-B

Terminals: three screw.

Case: plated steel.

Sealing: O-ring in mounting stem.

Mounting stem: 5/8"-32, fits panels through 1/4" (6.35mm) thick.



No. 95510-B

Same as No. 95520-B except without O-ring seal.

Ratings at 12 VDC • Start 5 amps • Magneto 1 amp

No. 95663-04

Terminals: three blade.

Case: zinc die cast.

Sealing: O-ring in mounting stem.

Mounting stem: 5/8"-32, fits panels through 7/32" (5.54mm) thick.

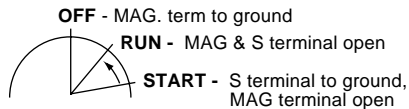


No. 95663-01

Same as No. 95663-04 except without O-ring seal.

Ratings at 12 VDC • Start 5 amps • Magneto 1 amp

3 Positions



Key removable in OFF position only, spring return to RUN position.
 Self grounding in metal panels in OFF position.



No. 95626-A

Terminals: three screw.

Case: plated steel.

Sealing: O-ring in mounting stem.

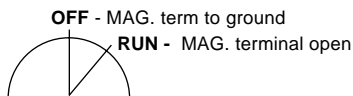
Mounting stem: 5/8"-32, fits panels through 9/16" (14.28mm) thick.

No. 95616-A

Same as No. 95626 except without O-ring seal.

Rating at 12 VDC • Run 1 amp

2 Positions



Key removable in OFF position only.

No. 95517-A

Terminals: two screw.

Case: plated steel.

Mounting stem: 5/8"-32, fits panels through 9/16" (14.28mm) thick.




No. 95566

Terminals: two screw.

Case: plated steel.

Sealing: O-ring in mounting stem.

Mounting stem: 7/8"-27, 1 7/32" (30.95mm) long, fits panels through 15/64" (5.94mm) thick.



No. 95537

Terminals: two screw.

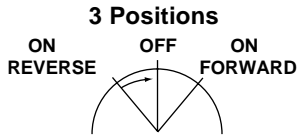
Case: plated steel.

Mounting stem: 5/8"-32, fits panels through 1/2" (12.70mm) thick.




Reversing Switches

For REVERSE - OFF - FORWARD applications.



Ratings at 12 VDC
On Reverse ... 10 amps
On Forward ... 10 amps

Spring return to OFF position from REVERSE position.
Key removable in OFF position only.



⊖ No. 95528-A

Terminals: three screw.

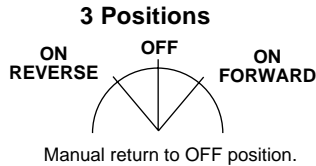
Case: plated steel.

Sealing: O-ring in mounting stem.

Mounting stem: 5/8"-32, 1 7/32" (30.95mm) long, fits panels up through 1" (25.40mm) thick.

⊖ No. 95030-A

Same as No. 95528-A except manual return to Off position and is not O-ring sealed.



Ratings at 12 VDC
On Reverse ... 10 amps
On Forward ... 10 amps

Manual return to OFF position.

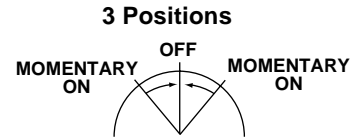


⊖ No. 95593

Terminals: three screw.

Case: zinc die cast.

Mounting stem: 3/4"-20, fits panels through 11/64" (4.37mm) thick.



Spring return to OFF position.
Key removable in OFF position only.



No. 75705-01 10 amps at 12VDC

Terminals: three screw.

Case: plated steel.

Sealing: O-ring in mounting stem.

Mounting stem: 13/16" - 24 thread.



No. 75701 20 amps at 12VDC

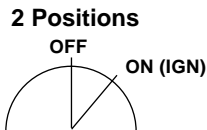
Terminals: three screw.

Case: plated steel.

Contacts: silver.

Mounting stem: 7/16" - 28 thread.

Compact Design Ignition & Start Switches



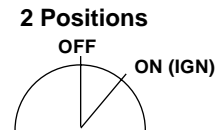
Key removable in OFF position only.

No. 9500 10 amps at 12VDC

Terminals: two screw.

Case: plated steel.

Mounting stem: 1/2" - 20 thread, fits panels through 13/64" (5.15mm) thick.



Key removable in both OFF & ON positions.

No. 9622-01 5 amps at 12VDC

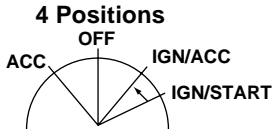
Terminals: two screw.

Case: plated steel.

Mounting stem: 3/4" - 24 thread, fits panels through 3/4" (19.05mm) thick.



Delco Replacement Ignition and Start Switches

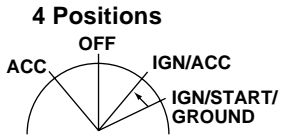


Key removable in OFF position only.
Spring return to IGN/ACC position.

No. 95400 For universal applications.

Terminals: four screw.

Replaces: **Delco** D-1460 **G.M.** 1116508 **Motorcraft** SW-276



Key removable in OFF position only.
Spring return to IGN/ACC position.

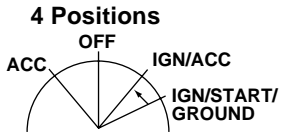

No. 95408

Terminals: five blade, mate with Packard connector
No. 2984170.

Replaces: **Delco** D-1469, D-1482, D-1482-A **G.M.** 1116672, 74,

85, 87, 1116704, 10

Trucks: **G.M.C.** '70



Key removable in OFF position only.
Spring return to IGN/ACC position.

No. 95410

Terminals: seven blade, mate with Packard connector
No. 6288702. Includes two ground terminals for checking
indicator bulbs. One additional battery terminal provides
continuous hot feed for optional equipment.

Sealing: O-ring in mounting stem.

Replaces: **Delco** D-1403-A, D-1406-A, D-1480, D-1498-A,

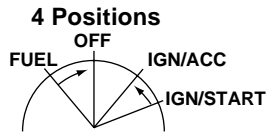
G.M. 1116712, 1116683, 95, 1116704, 09, 11, 2234285

Trucks: **Chevrolet** 67-83, 85-89 **G.M.C.** 67-83, 85-89



Diesel Ignition-Start Switches

Cole Hersee heavy duty diesel ignition start switches provide superior pre-heat circuit to energize glow plugs.



Key removable in OFF position only.
Spring return to IGN/ACC position,
spring return to OFF from FUEL.

Ratings at 12 VDC
Fuel 10 amps
Accessory 10 amps
Ignition 5 amps
Start 5 amps

No. 956-9100

Terminals: five screw.

Case: plated steel.

Sealing: O-ring seal in shaft and
gasket sealed terminal insulator.

Mounting stem: 1"-24, fits panels through
 $\frac{3}{32}$ " (2.38mm) thick.



Spring return
to
OFF position.

Spring return
to
OFF position.

Ratings at 12 VDC
Glow Plug 50 amps
Start 10 amps

No. 95033


Terminals: three screw.

Case: plated steel.

Contacts: silver.

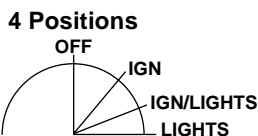
Sealing: O-ring seal in
mounting stem.

Mounting stem: $\frac{5}{8}$ "-32, fits panels
through $\frac{1}{4}$ " (6.65mm) thick.



Battery Ignition and Light Switch

Provides a light circuit in addition to ignition switch functions.



Ratings at 12 VDC
Ignition 5 amps
Lights 5 amps

No. 9621-01

Terminals: three screw.

Case: zinc.

Mounting stem: $\frac{5}{8}$ "-32, fits panels up
through $\frac{9}{64}$ " (3.57mm) thick.



Push-Pull Battery Ignition and Starter Switch

Ratings at 12 VDC
 Accessory 10 amps
 Ignition 5 amps
 Start 5 amps

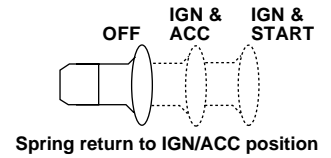

No. 9576

Terminals: four screw.

Case: plated steel.

Mounting stem: 3/8"-24, fits panels up through 3/16" (4.76mm) thick, includes hex nut and washer for mounting.

Knob: black plastic screw-on,



Weather Resistant Rubber Boot and Mounting Nuts



Part No.	Thread	Type	Thickness
83285-01	3/4"-20	Aluminum	7/16"
83288	13/16"-24 Plated Brass	Chrome	17/32"

Face Nuts



Part No.	Thread	Hole to Clear	Type	Thickness
83296	1"-24	21/32"	Aluminum Round Knurl	13/32"
⊖ 83346	7/8"-24	5/8"	Aluminum Round Knurl	3/8"
83348	3/4"-24	5/8"	Aluminum Round Knurl	3/8"
8367	3/4"-20	5/8"	Aluminum Round Knurl	19/64"
83337	13/16"-24	5/8"	Brass-Chrome Plate-Hex	15/64"
83295-A	13/16"-24	5/8"	Brass-Chrome Plate-Hex	15/32"
8391-A	5/8"-32	1/2"	Brass-Zinc Plate-Hex	1/4"
⊖ 83321-A	1"-32	15/16"	Zinc Die Cast Round	5/16"
8391-C	5/8"-32	3/4"	Brass-Chrome Plate	1/4"

Protective Plastic Cap



Part No.	Type
97298	Black cap used with face nut No. 83295-A

Universal Keys for Hencol Non-Tumbler Trouble Free Locks

Hencol Keys (Patented) • Heavy gauge steel, plated to resist corrosion.

No. 83357

Used with all 956 Series switches with Hencol locks and these Cole Hersee switches:

95030-A	95663-04	95616	95663-01
95525-1	95522-A	95616-01	95512-A
95660-11	95660-10	95515-A	95527-A
95518-A	95517-A	95528-A	95562



No. 83353

Used with switches:
 No. 95511-B
 No. 95521-B
 No. 95597



Key Blanks



For Cole Hersee ignition switches.

No. 83406

For Cole Hersee switches:
 956-4119 9577
 956-4125 M-702
 9518

No. 83373

For Cole Hersee switches:

956-3122	956-4305	956-6104
956-3125	956-4311	956-6304
956-3131	956-4354	956-7104
956-3134	956-4704	956-7304
956-4100	956-5108	95582
956-4104	956-5122	95583
956-4116	956-5144	
956-4154	956-5304	
956-4304	956-5344	

No. 83379

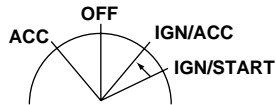
For Cole Hersee switches:

9513	95537	M-550-25	M-932
9578	95539	M-712	M-95502
9579	95593	M-712-09	M-95602
9622-01	95608	M-712-10	
75705-01	M-489	M-700	
95532	M-550	M-701	
95534	M-550-04	M-703	
95535	M-550-14	M-711	

Heavy Duty Marine Ignition Switches • Corrosion resistant • For 6-36 VDC applications

Moisture repellent insulators • Coded locks with 2 brass keys.

Four Position Battery Ignition & Start Switches



Key removable in OFF position only.
Spring return to IGN/ACC position.

Ratings at 12 VDC
Accessory 10 amps
Ignition 5 amps
Start 5 amps

No. M-712

Terminals: four brass screw.

Case: brass case and mounting hardware, chrome plated brass face nut.

Mounting stem: brass, $\frac{13}{16}$ "-24, $1 \frac{7}{32}$ " (30.95mm) long, fits panels through 1" (25.40mm) thick.

No. M-712-02 Weather Resistant

Same as No. M-712 except with O-ring seal in mounting stem and with spring actuated shutter in lock face to protect cylinder when not in use.



No. M-712-09

Same as No. M-712 except with weather resistant rubber boot and mounting nut assembly to protect against moisture and dirt with or without key engaged.

No. M-700

Terminals: four brass screw.

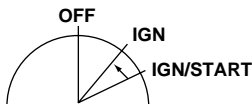
Case: die cast with protective finish.

Mounting stem: $\frac{3}{4}$ "-20, $\frac{13}{16}$ " (20.63mm) long, fits panels through $\frac{1}{4}$ " (6.35mm) thick.

Knurled aluminum adapter face nut permits mounting in $\frac{3}{4}$ " (19.05mm) to $\frac{7}{8}$ " (22.22mm) dia. holes.



Three Position Battery Ignition & Start Switches



Key removable in OFF position only.
Spring return to IGN position.

Ratings at 12 VDC
Ignition 10 amps
Start 5 amps

No. M-550

Terminals: three brass screw.

Case: brass, with brass mounting hardware, chrome plated brass face nut.

Mounting stem: brass, $\frac{13}{16}$ "-24, $1 \frac{7}{32}$ " (30.95mm) long, fits panels up through 1" (25.40mm) thick.

No. M-550-04

Same as No. M-550 except with blade terminals.

No. M-6110-01 Weather Resistant

Same as No. M-550 except with O-ring seal in mounting stem and with spring actuated shutter lock to protect cylinder when not in use.



No. M-550-14

Same as No. M-550 except has weather resistant rubber boot and mounting nut assembly for protection with or without key engaged.



No. M-550-25

Same as No. M-550 except with plastic cap that snaps over special face nut to protect lock when not in use.

Fits panels up through $\frac{5}{8}$ " (15.87mm) thick.



No. M-711

Terminals: three brass screw.

Case: die cast with protective finish.

Mounting stem: $\frac{3}{4}$ "-20, $\frac{13}{16}$ " (20.63mm) long, fits panels through $\frac{1}{4}$ " (6.35mm) thick.

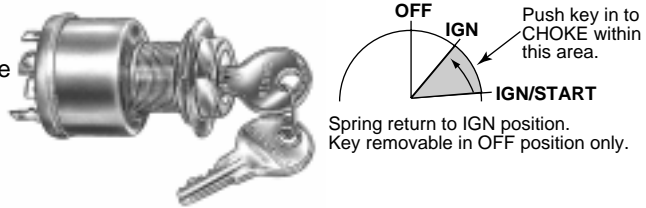
Knurled aluminum adapter face nut permits mounting in $\frac{3}{4}$ " (19.05mm) to $\frac{7}{8}$ " (22.22mm) dia. holes.



Heavy Duty Marine Construction Ignition Switches • For 6-36 VDC applications
 Three Position Battery Ignition & Start Switch with Push to Choke

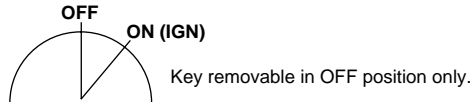
No. M-932

Terminals: one brass screw and three brass blade.
Case: brass, with brass mounting hardware and chrome plated brass face nut.
Mounting stem: brass, $\frac{13}{16}$ "-24, $\frac{15}{16}$ " (23.81mm) long, fits panels up through $\frac{1}{2}$ " (12.70mm) thick.
Sealing: O-ring seal in mounting stem.



Ratings at 12 VDC
 Ignition 5 amps
 Start 5 amps
 Choke 2 amps

Two Position Battery Ignition Switches



Rating at 12 VDC
 Ignition 10 amps

No. M-489

Terminals: two brass screw.
Case: brass, with brass mounting hardware and chrome plated brass face nut.
Mounting stem: brass, $\frac{13}{16}$ "-24, $1 \frac{7}{32}$ " (30.95mm) long, fits panels up through 1" (25.40mm) thick.



No. M-489-03

Same as No. M-489 except with O-ring seal in mounting stem and with spring actuated shutter lock to protect cylinder when not in use.

No. M-702

Terminals: two brass screw.
Case: die cast case with protective finish.
Mounting stem: $\frac{3}{4}$ "-20, $\frac{13}{16}$ " (20.63mm) long, fits panels through $\frac{1}{4}$ " (6.35mm) thick.
 Aluminum adapter face nut permits mounting in $\frac{3}{4}$ " (19.05mm) to $\frac{7}{8}$ " (22.22mm) dia. holes.



No. M-497

Terminals: two brass screw.
Case: brass.
Mounting stem: brass, $\frac{1}{2}$ "-20, $1 \frac{1}{4}$ " (31.75mm) long with two brass hex nuts, fits panels through $\frac{7}{8}$ " (22.22mm) thick.
Lever: chrome plated die cast.



Rating at 12 VDC
 Ignition 5 amps

No. M-676

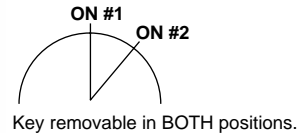
Terminals: two brass screw.
Case: brass, with chrome plated integral bezel.
Mounting stem: brass, $\frac{3}{4}$ "-27, $\frac{3}{4}$ " (19.05mm) long, fits panels up through $\frac{5}{8}$ " (15.87mm) thick.



Two Circuit Switch

No. M-703

Terminals: three brass screw.
Case: die cast.
Mounting stem: $\frac{3}{4}$ "-20, $\frac{13}{16}$ " (20.63mm) long, fits panels through $\frac{1}{4}$ " (6.35mm) thick.
 Knurled aluminum adapter face nut permits mounting in $\frac{3}{4}$ " (19.05mm) to $\frac{7}{8}$ " (22.22mm) dia. holes.

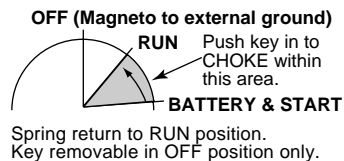


Rating at 12 VDC
 Both positions 10 amps

Three Position Magneto Ignition and Battery Start Switch with Push to Choke

No. M-924

Terminals: six brass screw.
Case: brass, with brass mounting hardware and chrome plated brass face nut.
Mounting stem: $\frac{13}{16}$ "-24, fits panels up through $\frac{15}{16}$ " (23.81mm) thick.
Sealing: O-ring in mounting stem.



Ratings at 12 VDC
 Magneto 2 amps
 Battery/Ignition ... 10 amps
 Choke 3 amps
 Start 5 amps

Battery Ignition Switch with Wire Lead Assembly

No. 95614

Terminations: two 12" long, 14 gauge wire leads with ring terminals attached.

Case: heavy duty steel, plated to resist corrosion.

Mounting stem: $1\frac{3}{16}$ " diameter, $2\frac{5}{64}$ " long, fits panels up through $\frac{7}{32}$ " thick.

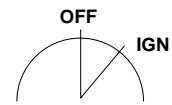
Actuator: coded lock cylinder with 2 keys.

Sealing: rubber boot for moisture and dust protection.

Rating at 12 VDC....5 amps



2 Positions



Key removable in OFF position only.

Foot Operated Starter Switches

Off-On, normally OFF • On with plunger depressed, spring return to Off • Copper contacts and terminal studs.

No. 9060

Terminals: two stud, $\frac{5}{16}$ "-24 thread with hex nuts and lockwashers.

Mounting: two $\frac{9}{32}$ " (7.14mm) diameter holes, 1 $\frac{3}{4}$ " (44.45mm) on center.

Plunger: 1.83" (46.48mm) long.

Replaces: **Autolite** SW-40001 (15-47), 15-50, 4001A, 4002, 4005, 4010, 4015, (15-51) **Delco** D900 (405C)



No. 91001

Terminal: one stud, $\frac{3}{8}$ "-16 thread, 8-32 stud for attaching external ground wire.

Mounting: two holes $\frac{7}{32}$ " x $\frac{9}{32}$ " (5.55mm x 7.14mm), 1.40" (35.56mm) on centers.

Plunger: .66" (16.76mm) long.

Replaces: **Autolite** 15-201 **Delco** 1930496 (D906)



No. 9183

Same as No. 9060 except with 1" (25.40mm) long plunger.

Replaces: **Autolite** SW-4012 (15-49)

Delco 1996478

